

嘉实黄金证券投资基金（LOF）更新招募说明书

（2018年第1号）

基金管理人：嘉实基金管理有限公司

基金托管人：中国工商银行股份有限公司

LOF “ ” 2011 5 31
“ ” LOF
2011 8 39 2011 6 15
LOF [2011]376
2011 8 4
LOF
80%
Backed by physical gold
80%,
64%
ETF
QDII

“ ”

2012 2 10

2018 2

4

2017 12 31

目 录

一、绪言.....	1
二、释义.....	2
三、风险提示.....	8
四、基金的投资.....	14
五、基金的业绩.....	32
六、基金管理人.....	33
七、基金的募集.....	44
八、基金合同的生效.....	46
九、基金份额的上市交易.....	47
十、基金份额的申购、赎回.....	49
十一、基金的费用与税收.....	60
十二、基金的财产.....	63
十三、基金资产的估值.....	64
十四、基金的收益分配.....	69
十五、基金的会计和审计.....	71
十六、基金的信息披露.....	71
十七、基金合同的变更、终止与基金财产的清算.....	77
十八、基金托管人.....	79
十九、境外托管人.....	83
二十、相关服务机构.....	84
二十一、基金合同的内容摘要.....	106
二十二、基金托管协议的内容摘要.....	128
二十三、对基金份额持有人的服务.....	145
二十四、其它应披露事项.....	146
二十五、招募说明书存放及查阅方式.....	147
二十六、备查文件.....	147

()

<

>

LOF

二、释义

LOF	
LOF	
LOF	
LOF	
LOF	
LOF	
()	
2004 6 29	2004 7 1
2014 7 7	

ETF	Gold Exchange Traded Fund
"	ETF"
ETF	ETF
2015	6

三、风险提示



2 ETF

3 ETF ETF
 ETF ETF

4 ETF
 ETF
 ETF

5
 ETF
 ETF

6 24 ETF
ETF NAV QDII

7 ETF
 ETF

3
 ETF

 ETF

 ETF ETF

4

1

2

3

4

1

2

3

/

(

)

/

4

5

/

6

1

ETF

ETF

1 ETF

ETF

ETF

2

ETF

ETF

3

ETF

4

ETF

ETF

2

/

3

4

5

6

7

(1)

(2)

(3)

(4)

8 / /
/ /

9

1

2

IT

3

4

5

四、基金的投资


ETF

ETF,

ETF

LOF

ETF



exchange	denominator	liquidity	transparence	listing
ETF	ETF	Management Company	structure	
1	ETF			ETF
ETF				
2	ETF	NAV		
	ETF			
3	ETF			ETF
4	ETF			
		ETF		
5	ETF			
	ETF		ETF	
6	ETF			
8				
ETF				
9	ETF		ETF	ETF
10		ETF		ETF
			ETF	
			ETF	
2				
				ETF

ETF

3

ETF

ETF

2

5%

3

ETF

ETF

1

2

1

1

2

3	
4	
2	
2.1	ETF
	ETF
	ETF
ETF	
1	
2	
	ETF
	ETF
3	
	ETF
4	
	ETF
ETF	
	ETF
	ETF

2.2

2.3

2.4

2.5

London Gold Price PM Fix

ETF

Physical gold underlying

ETF

COMEX

gold future spot settlement price

ETF

London Bullion Market Association LBMA

OTC

LBMA

Bank of Nova Scotia – ScotiaMocatta, Barclays Bank

plc, Deutsche Bank AG, HSBC Bank USA, N.A. Société Générale

(1)

(2)

(3)

(4)

(5)

(6)

(7)

(8)

(9)

(10)

(11)

(12)

(13)

(14)

(15)

(16)

2

(1)

20%

(2)

10%

(3)

10%

3%

(4)		10%	
(5)			10%
"	"		
(6)			
20			
(7)			
10%			
(8)			20%
(9)			
a)			
b)	A Feeder Fund		
c)			
(10)			

(1)		100
(2)		
		10
(3)		
(a)		
(b)		
(c)		20
(4)	60	
4.		
(1)		
(2)		
	102	
(3)		
(4)		
(a)		
(b)		
(c)		
(d)		
(e)		
(5)		

(6)

(7)

(8)

(9)

50

5

(1)

(2)

102

(3)

(4)

102

(5)

6

50

1

2

3

4

1

2

20

1

NAV

$$TE \sqrt{T} \sim \sqrt{\frac{1}{N} \sum_{t=1}^N (R_{p,t} - R_{B,t})^2}$$

T

N

 $R_{p,t}$

t

t NAV

 $R_{B,t}$

t

$$TE \pm \sqrt{T} \hat{\sigma} \sqrt{\frac{1}{N} \sum_{t=1}^N (R_{p,t} - R_{B,t})^2}$$

T

N

$R_{p,t}$

t

t

$R_{B,t}$

t

2

$$1 + \frac{P_{t1} - P_{t0}}{P_{t0}} + \frac{B_{t1} - B_{t0}}{B_{t0}}$$

P_{t0}

P_{t1}

B_{t0}

B_{t1}

"

NAV

$$1 + \frac{P_{t1} - P_{t0}}{P_{t0}} + \frac{B_{t1} - B_{t0}}{B_{t0}}$$

P_{t_0}

P_{t_1}

B_{t_0}

B_{t_1}

NAV

ETF

NAV

T

LN PM FIX

ETF

ETF

ETF

24

T

spot price

ETF T

T

QDII

ETF

ETF

"

"

2018 1 17

2017 12 31 “ ”

1.

			%
1		-	-
		-	-
		-	-
		-	-
		-	-
2		163,954,491.42	94.03
3		-	-
		-	-
		-	-
4		-	-
		-	-
		-	-
		-	-
5		-	-
		-	-
6		-	-
7		9,736,779.43	5.58

8		671,077.73	0.38
9		174,362,348.5	100.00

2.

3.

4.

5.

6.

7.

8.

9.

1	SPDR GOLD SHARES	ETF		World Gold	31,260,541.64	18.05 %

				Trust Services LLC		
2	GAM PHYS GOLD - USD A	ETF		GAM Investment Management Switzerland AG	27,576,426.05	15.92
3	UBS ETF GOLD	ETF		UBS Fund Management Switzerland AG	26,986,115.32	15.58
4	ZKB GOLD ETF AA USD	ETF		Swisscanto Fondsledung AG/Switzerland	25,240,256.01	14.57
5	ISHARES GOLD TRUST	ETF		BlackRock Fund Advisors	25,153,989.08	14.52
6	ETFS PHYSICAL SWISS GOLD SHRS	ETF		ETF Securities US LLC	15,629,344.56	9.02
7	ISHARES GOLD CH	ETF		BlackRock Asset Management Schweiz AG	12,107,818.76	6.99

7

10.

(1)

(2)

(3)

1		-
2		579,561.65
3		-
4		2,046.68
5		89,469.40

6		-
7		-
8		-
9		671,077.73

(4)

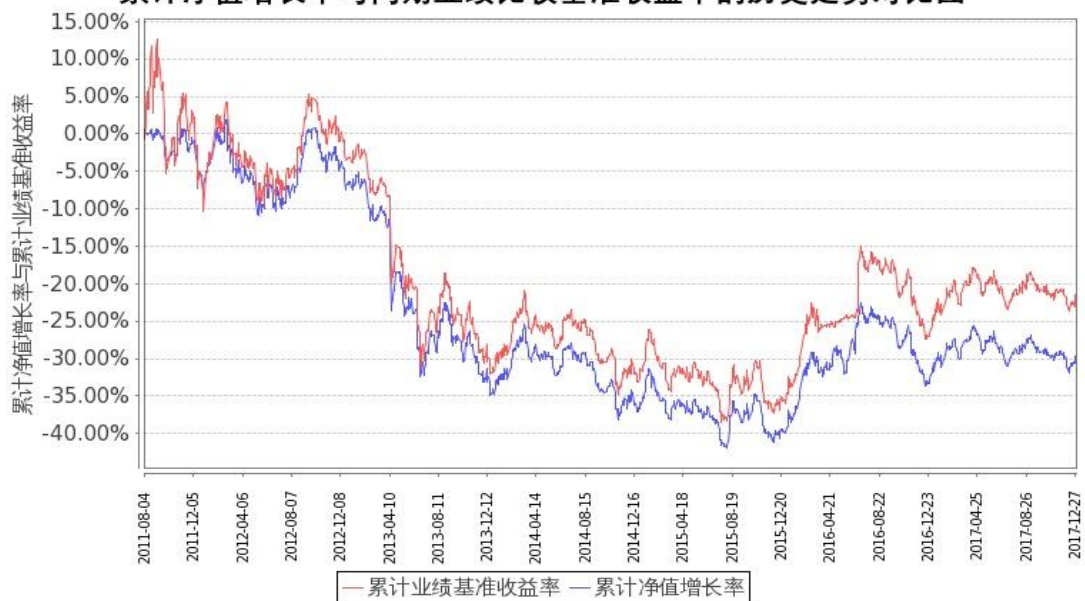
(5)

1.

阶段	净值增长率①	净值增长率标准差②	业绩比较基准收益率③	业绩比较基准收益率标准差④	①-③	②-④
2011 8 4 2011 12 31	-7.00%	0.64%	-10.32%	1.79%	3.32%	-1.15%
2012	0.65%	0.82%	8.00%	1.05%	-7.35%	-0.23%
2013	-30.13%	1.19%	-29.51%	1.32%	-0.62%	-0.13%
2014	-2.60%	0.78%	0.49%	0.82%	-3.09%	-0.04%
2015	-5.81%	0.81%	-6.73%	0.91%	0.92%	-0.10%
2016	13.17%	0.90%	15.49%	1.04%	-2.32%	-0.14%
2017	3.83%	0.58%	6.12%	0.66%	-2.29%	-0.08%

2.

累计净值增长率与同期业绩比较基准收益率的历史走势对比图



QDII-FOF-LOF

2011 8 4 2017 12 31

6

六、基金管理人

1

						8		53	09-11
				8	8				
		1999	3	25					
						40%			30%
						30%			
		010	65215588						
		010	65185678						

--	--

[1999]5 1999 3 25

QDII

2.

208 3 2

1

143

300ETF LOF

QDII

50 LOF

H QDII-LOF

120ETF 120ETF

QDII-FOF-LOF

400ETF

400ETF

300ETF

QDII

7

LOF

500ETF

500ETF

ETF

ETF

QDII

A/B

1

ETF

ETF

ETF 3

300

ETF

6

6

QDII-LOF

A ETF

6

A5OETF

A5OETF

ETF

FOF

3

1

2000 1

0 2017 12

1996

2008

Jonathan Paul Eilbeck
Consulting
CFO COO

JP Morgan
CFO COO

CFO COO JP Morgan Chase
2008

Sena

1990

1990 2

2000 5

1994

2001 11

2004

“ ”

2012 12

MBA

2001 11

2005 9

1999 7 2003 10

2003

10 2008 6

2008 7

1981 6 1996 10

1998 7

1996 11 1998 7

1999 3

1999 3

2

1

12

2008 6

2016 1

5 300ETF 300ETF LOF H (QDII-LOF)

500ETF 2016 3 24 400ETF

50 LOF 2017 6 7 A ETF

2017 6 29 A50ETF 2017 7 3

A50ETF 2017 7 15 ETF 2016

1 5

12

IA

(IA -Clarington Investments Inc)

(Franklin Templeton

Investments Corp.) 2007 6

2014 5 9 2016 3 24

400ETF 400ETF 2014 6 13

ETF ETF 2014 6 20 ETF

2015 8 6 ETF 2016 1 5

300ETF 300ETF LOF 120ETF

120ETF H (QDII -LOF) 50 LOF 500ETF

2017 6 29 A50ETF 2017

7 3 A50ETF 2017 7 14 ETF

2016 1 5

2

2014 3 11 2016 1 5

2011 8 4 2014 3 11

3

Peng Wah Choy

Thomas Kwan

Yi Qian Jiang June Chua

Patrick Chan

- 1
- 2
- 3
- 4
- 5
- 6
- 7
- 8
- 9
- 10
- 11

12

1

2

1

2

3

4

5

3

1

2

3

4

5

6

7

8

4

1

2

3

4

1

2.

1

2

3

4

5

3

1

2

QDII

3

4

5

6

7

4

"

"

1

2

3

4

5

6

7

8

IT

9

10

11

12

5

1

2

七、基金的募集

2011 年 5 月 31 日

[2011]839 号

FOF

1 2011 年 7 月 4 日至 2011 年 7 月 29 日

2

1

2

3

4

3

4

50

1

1.00

2

1.00

3

1)

M 100	0.6%
100 M 200	0.3%
200 M 500	0.1%
M 500	1000 /

2)

3)

4)

4

1)

$$\begin{aligned} &= \quad / \quad 1 \\ &= \quad - \\ &= \quad / \end{aligned}$$

2

$$\begin{aligned} &\times \\ &\times \quad \times \\ &/ \end{aligned}$$

1

八、基金合同的生效

2011 8 4

200	5,000
20	

九、基金份额的上市交易

1			
2	202	2	10
1			
2			10%
3	100		
4			0.001
5			

2

3

4

1

“

”

2

3

4

1

2

3

4

十、基金份额的申购、赎回

2011 9 15

9:30-11:30 13:00-15:00

1 " "

2 " "

3 " "

4

5

;

6

1

1 20,000

/

1,000

1

2

1,000

1,000

1,000

1

1

1

3

1

2

T

T+2

T+3

3

T

T 10

1

M 100	0.8%
100 M 200	0.5%
200 M 500	0.3%
M 500	1000 /

0.6

0.6

0.6

0.6

0.6%

2

25%

0.5

“ ”

365	0.5%
365 M 730	0.3%
730	0

3

4

()

5

1

1

$$= / 1$$

$$= -$$

$$= /$$

5,000

0.8%

1.128

$$5,000 / (1 + 0.8\%) = 4,960.32$$

$$5,000 - 4,960.32 = 39.68$$

$$4,960.32 / 1.128 = 4,397.45$$

5,000

1.128

4,397.45

2

" " T

$$= \times T$$

$$= \times$$

$$= -$$

10,000

	1	2	3
A	10,000	10,000	10,000
B	1.100	1.300	1.400
	100	366	731
C	0.5%	0.3%	0%
D=A× B	11,000	13,000	14,000
E=C× D	55	39	0
F=D-E	10,945	12,961	14,000

3

2

4

2

2

1

$$= \quad / \quad 1$$

$$= \quad -$$

$$= \quad /$$

10,000

0.8%

1.025

10,000/ 1 0.8% 9,920.63

10,000 9,920.63 79.37

9,920.63/1.0250 9,678.66

9,678

$$=9,678 \times 1.025 = 9,919.95$$

10,000 9,919.95 79.37 0.68

10,000

1.025

9,679 0.68

2

"

"

T

$$= \quad \times T$$

$$= \quad \times$$

$$= \quad -$$

2

10,000

0.5%

1.148

10,000 × 1.148 11,480

11,480 × 0.5% 57.40

11,480 57.40 11,422.60

10,000

1.148

11,422.60

3

T =T /T

T T+1 T+2

3

4

T+2

T+3

T+2

1

10%

2

1

2

10%

3

4

1

1

2

3

4

5

6

7

8

9

10

11

12

1 9 11

2

1

2

3

4

5

6

7

8

9

20

4

3

4

2011 9 15

1

1

2

3

2

1

2

注：2013年4月9日，本基金管理人发布了《关于网上直销开通基金后端收费模式并实施费率优惠的公告》，自2013年4月12日起，在本公司基金网上直销系统开通旗下部分基金产品的后端收费模式（包括申购、定期定额投资、基金转换等业务）、并对通过本公司基金网上直销系统交易的后端收费进行费率优惠。本公司直销中心柜台和代销机构暂不开通后端收费模式。具体请参见嘉实基金网站刊载的公告。

十一、基金的费用与税收

1

2

3

4

out-of-pocket fees

5

6

7

8

9

10

11

12

1

1.0%

H E ×1.0%

H

E

3

2

0.26%

H E $\times 0.26\%$

H

E

3

"

"

3 12

1

2

3

4

十二、基金的财产

- 1
- 2
- 3
- 4
- 5
- 6
- 7
- 8
- 9
- 10

十三、基金资产的估值

T+1 T , 2

T+1 T

1

1

2

2

1

2

3

1

2

4

5

1 ETF

2

6

7

8 .

9

1 8

1 8

10

3

4

0.25%

0.5%

1

" " " "

2

1

2

3

4

0.5%

5

6

7

3

1

2

3

0.5%

0.5%

4

1

2

3

4

5

1

9

2

十四、基金的收益分配

1

6

20%

3

2

3

4

5

十五、基金的会计和审计

1				
2	1	1	12	31
3				
4				
5				
6				
7				
8		60		
1				
2				
3				

十六、基金的信息披露

<

>

“ ”

- 1
- 2
- 3
- 4
- 5
- 6

A

1

6

45

15

2

3

B

C

D

3

E

2

1

2

F

G

90

60

15

2

2

H

2

1

2

3

4

5

6

7

8

9

10

11

12

13

14

15

16

17

18

19

20

21

22

23

24

25

26

27

I

J

K

十七、基金合同的变更、终止与基金财产的清算

1

1 5000

2

3

4

5

6

7

8

9

10

1

2

3

4

5

6

2

1

2

6

3

4

5000

5

1

30

2

3

4

1

2

3

4

5

6
7
5 6

5

15

十八、基金托管人

55

1984 1 1

35,640,625.71

01066105799

2017

230

33

95%

1998

"

"

QFII

QDII

QDII

ESCROW

815

2003

2017

54

"

"

2005 2007

2009 2010 2011 2012 2013 2014

SAS70

70

2015

2016

ISAE3402

SAS70

ISAE3402

2

3

1

2

3

"

4

5

6

4

1

2

3

" " "

" "

" "

4

5

6

7

" "

5

1

2

3

4

十九、境外托管人

The Bank of New York Mellon Corporation

225 Liberty St, New York, New York 10286 USA

225 Liberty St, New York, New York 10286 USA

Gerald L. Hassell (Chairman & CEO -)

: 388 2016 12 31

: 29.9 2016 12 31

:

:

: A1 A 2016 12 31

The Bank of New York Mellon Corporation

225 Liberty St, New York, New York 10286 USA

225 Liberty St, New York, New York 10286 USA

Gerald L. Hassell (Chairman & CEO -)

1784

225 Liberty Street,

35

100

2016 12 31 , 29.9 , 1.6

2016 12 31 388 12.6%

52,000

: A1 A 2016 10 12

二十、相关服务机构

1

1

	7 D 12		
	010 65215588		010 65215577

2

	8	2 53 09-11
	021 38789658	021 68880023

3

	177	A 2 21 0405
	028 86202100	028 86202100

4

	6001	16
	0755 84362200	0755 25870663

5

	6	3101
	0532 66777997	0532 66777676

6

	1366	2 1001A
	0571 88061392	0571 88021391

7

	137	801A
	059188013670	059188013670

8

	288	A 4202
	025 66671118	025 66671100

9

	5		50 05-06A
	020 88832125		020 81552120

2

1

	55		
	010-66107914		
	www.icbc.com.cn		95588

2

	69		
	(010)85108227		(010)85109219
	www.abchina.com		95599

3

	1		
	1		
	(010)66596688		(010)66594946
	www.boc.cn		95566

4

	188		
	188		
	021 58781234		021 58408483
	www.bankcomm.com		95559

5

	7088		
	0755 83198888		0755 83195050
	www.cmbchina.com		95555

6

	9		

	bank.ecitic.com		95558
--	-----------------	--	-------

7

	12		
	12		
	(021)61618888		(021)63604199
	www.spdb.com.cn		95528

8

	2		
	(010)58560666		
	www.cmbc.com.cn		95568

9

	22		
	010-85238667		010-85238680
	www.hxb.com.cn		95577

10

	168		
	021-68475888		021-68476111
	www.bankofshanghai.com		95594

11

	5047		
	0755-22166118		0755-82080406
	www.bank.pingan.com		95511-3 95501

12

	700		
	0574 89068340		0574 87050024
	www.nccb.com.cn		96528 962528

13

	8		15-20 22-27
	021-38523692		021-50105124

	www.srcb.com		(021)962999
--	--------------	--	-------------

14

	288		
	0571 87659546		0571 87659188
	www.czbank.com		95527

15

	193		
	(0769)22119061		(0769)22117730
	www.dongguanbank.cn		4001196228

16

	46		
	(0571)85108309		(0571)85108309
	www.hzbank.com.cn		400-888-8508

17

	1		
	196		
	0577 88990082		0577 88995217
	www.wzbank.cn		0577 96699

18

	26		
	(025)58587036		(025)58587820
	www.jsbchina.cn		95319

19

	8		
	8		
	(0991)8824667		(0991)8824667
	www.uccb.com.cn		(0991)96518

20

	413		
	413		

	13951229068		0519-89995170
	www.jnbank.com.cn		96005

21

	3		
	3		
	0595-22551071		0595-22578871
	http://www.qzccbank.com		4008896312

22

	28 C 5 505		
	19 B 701		
	010-66045182		010-66045518
	http://www.jjm.com.cn		010-66045678

23

	22	10	
	22	10	
	8610-65884788		
	www.licaik.com		4009200022

24 ()

	508	B	12
	360	9	3724
	021-38509735		021-38509777
	www.noah-fund.com		400-821-5399

25

	8		
	5047	25	IJ
	0755-33227950		0755-33227951
	www.zlfund.cn		4006-788-887

26

	195	3C	10
	190	2	2
	021-54509998		021-64385308
	http://www.1234567.com.cn/		95021

27

	1118	903-906
	196 26 2 41	
	021-20613999	021-68596916
	www.ehowbuy.com	4007009665

28

	1267 11	
	526 2 220	
	021-20691869	021-20691861
	www.erichfund.com	400-089-1289

29

	7	2 2
	903	
	0571-86800423	
	www.5ifund.com	4008-773-772

30

	2	6
	6	
	010-59601366-7024	
	www.myfund.com	4008886661

31

	91 61 10 12	
	5475 1033	
	021-50583533	021-50583633
	www.leadfund.com.cn	400-921-7755

32

	8 B 46 06-10	
	8 B 46 06-10	
	91 A 6	
	021-20289890	021-20280110
	www.harvestwm.cn	400-021-8850

33

	2	A	712
	31	5	215A
	010-66154828		010-63583991
	www.5irich.com		400-6262-818

34 ()

	88	SOHO	C	1809
	88	9	15	1809
	010-52413385			010-85894285
	www.yixinfund.com			400-6099-200

35 ()

	27	5	3201	3201
	27	5	3201	3201
	010-59393923			010-59393074
	www.wy-fund.com			400-876-9988

36

	2028		1	1806-1808
	2028		1	1806-1808
	0755-33376922			0755-33065516
	www.tenyuanfund.com			4006877899

37

	13	B	19
	28	C	605
	010-57298634		010-82055860
	www.niuniufund.com		4006236060

38

	428	1	11	
	()	428	1	1102
	021-20219988-37492		021-20219923	
	http://8.gw.com.cn		021-20292031	

39 ()

	7	A	46
	7 4 40	4601	
	010-65309516		010-65330699
	www.jianfortune.com		400-673-7010

40

	518	8	3
	()	277	3 310
	021-52822063		021-52975270
	www.66zichan.com		400-166-6788

41

	100	19	
	100	19	
	021-33323998		021-33323837
			400-820-2819

42

	2	B	2
	2	B	2
	13522549431		010-65951887
	www.jimufund.com		400-068-1176

43

	1333	14	
	1333	14	09
	021-20665952		021-22066653
	www.lufunds.com		4008219031

44

	1	12	
	B1201-1203		
	6	105	-3491
	020-89629019		020-89629011
	www.yingmi.cn		020-89629066

45

	1199	1	27
--	------	---	----

	100 7 05		
	021-33355392		021-63353736
	www.cmiwm.com		400-876-5716

46

	33 B 16		
	687 1 2 268		
	010-88066632		010-88066214
	www.amcfortune.com		400-817-5666

47

	618		
	168		29
	618		
	(021)38676666		(021)38670666
	www.gtja.com		4008888666

48

	66 4		
	188		
	010 65183880		010 65182261
	www.csc108.com		400-8888-108

49

	1012		
	0755-82130833		0755-82133952
	www.guosen.com.cn		95536

50

	A 38-45		
	(0755)82943666		(0755)82943636
	www.newone.com.cn		4008888111 95565

51

	183-187		43	4301-4316
	18 19 36 38 41 42			
	020 87555888			020 87555305

	www.gf.com.cn		95575
--	---------------	--	-------

52

	48		
	010-60838888		
	www.cs.ecitic.com		95558

53

	35		C
	010-83574507		010-83574807
	www.chinastock.com.cn		400-8888-888

54

	98		
	689		
	(021)23219000		(021)23219100
	www.htsec.com		95553

55

	989 40		
	989 45		
	021-33389888		021-33388224
	www.swhysc.com		021-962505/95523

56

	4018		35	28	A02
	4018		35	28	A02
			1	9	
	0755 82825551			0755 82558355	
	www.essence.com.cn			4008001001	

57

	228		
	228		
	0755-82492193		0755-82492962()
	www.htsc.com.cn		95597

58

	222	1
	0532 85022326	0532 85022605
	www.citicssd.com	95548

59

		A 18 -21
	04 01 02 03 05 11 12 13 15 16 18 19 20	
	21 22 23	
	6003	A 04 18 21
	0755-82023442	0755-82026539
	www.china-invs.cn	400 600 8008

60

	268	
		36
	021-38565547	
	www.xyzq.com.cn	95562

61

	318 2 13 21 -23 25-29 32	
	36 39 40	
	318 2 22 23 25 -29	
	(021)63325888	(021)63326729
	www.dfzq.com.cn	95503

62

		22-24
	(010)59355997	(010)56437013
	www.foundersc.com	95571

63

	6008	14 16 17
	(021)62821733	(0755)83515567
	www.cgws.com	4006666888 (0755)33680000

64

	1508		
	021 22169999		021 22169134
	www.ebscn.com		4008888788 10108998

65

	5		19 20
	020-88836999		020-88836654
	www.gzs.com.cn		020 961303

66

	6666		
	6666		
	(0431)85096517		(0431)85096795
	www.nesc.cn		95360

67

	198		
	198		
	0551-65161821		0551-65161672
	www.hazq.com		96518 4008096518

68

	80		26
	(0731)84403347		(0731)84403439
	www.cfzq.com		95317

69

	198		
	(010)52723273		(028)86150040
	www.hx168.com.cn		95584

70

	()	358	20
	()	258	20
	2005		
	0991-2307105		0991-2301927

	www.hysec.com		4008-000-562
--	---------------	--	--------------

71

	86		
	021-20315290		
	www.zts.com.cn		95538

72

	7088	40-42	
	0755 83199599		0755 83199545
	www.cscoc.com.cn		0755 83199511

73

	115	20	
	(0755)23838750		(0755)25838701
	www.firstcapital.com.cn		95358

74

	1619	A	41
	0791 86768681		0791 86770178
	www.avicsec.com		400-8866-567

75

	157	7	8
	157	7	10
	0591 87383623		0591 87383610
	www.hfzq.com.cn		0591 96326

76

	1	2	27	28
	1	2	28	
	(010)65051166			(010)85679203
	www.ciccs.com.cn			400 910 1166

77

	55		
	2002	10	

	0755-83331195		
	www.lxsec.com		95564

78

	2	18	10
	2	18	11
	028-86199278		028-86199382
	www.hxzq.cn		4008366366

79

	1928		8
	23	25	27 29
	021-68757102		021-68757102
	www.qh168.com.cn		95531/4008888588

80

	8		
	027 65799999		027 85481900
	www.95579.com		95579 4008-888-999

81

	198		A 11
	(021)38784580		(021)68865680
	www.xcsc.com		95351

82

	18	36	37
	020 37865070		020-22373718-1013
	www.wlzq.com.cn		4008888133

83

	28		A 16-18
	(010)85127766		(010)85127917
	www.mszq.com		400-619-8888

84

	179		
	0551 2246273		0551 2272100
	www.gyzq.com.cn		95578

85

	42	101
	8	
	(022)28451991	(022)28451892
	www.ewww.com.cn	4006515988

86

	69		
	0351 8686659		0351 8686619
	www.i618.com.cn		400-666-1618

87

	5		
	(0512)65581136		(0512)65588021
	www.dwzq.com.cn		95330

88

	9	1
	(010)63081493	(010)63081344
	www.cindasc.com	95321

89

	389		
	(025)58519523		(025)83369725
	www.njzq.com.cn		95386

90

	213	7
	(021)53686888	(021)53686100-7008
	www.962518.com	(021)962518 4008918918

91

	99	1	15	1501
	(010)83561146			
	www.xsdzq.cn			95399

92

	15	21		
	111		A	F12 F13
	0351	4130322		0351 4130322
	www.dtsbc.com.cn			4007121212

93

	8			
	8			
	0510-82831662			0510-82830162
	www.glsc.com.cn			95570

94

	4036		16-20	
	4036		16-20	(518048)
	021-38637436			021-58991896
	stock.pingan.com			95511—8

95

	1	30		
	(0769)22115712			(0769)22115712
	www.dgzq.com.cn			95328

96

	10			
	0371--69099882			0371--65585899
	www.ccnew.com			95377

97

	3	9	10	
	(010)84183389			(010)84183311
	www.guodu.com			400-818-8118

98

	23	18	
	(021)20333333		(021)50498825
	www.longone.com.cn		95531;400-888-8588

99

	111		
	010 66297386		0471 4961259
	www.cnht.com.cn		0471 4972343

100

	88		
	88		4
	(0791)86281305		(0791)86281305
	www.gsstock.com		4008222111

101

	36	4	
	4001	17	
	(0755)83025022		(0755)83025625
	www.jyzq.cn		400-8888-228

102

	510	9	
	500	“	”26
	021 68761616		021 68767981
	www.tebon.com.cn		4008888128

103

	638		
	0931 4890208		0931 4890628
	www.hlzqgs.com		0931 96668 4006898888

104

	100	9	
	021-38784818?		021-68775878
	www.shhxzq.com		68777877

105

	4018		28	A01	B01(b)
	021-54967552			021-54967032	
	www.cfsc.com.cn			021-32109999;029-68918888;4001099918	

106

	7		12	15
	(010) 58328112			(010)58328748
	www.ubssecurities.com			400-887-8827

107

			7	8
			7	8
	0755-82570586			0755-82960582
	www.zszq.com			95329

108

	18		
	1		11
	(010)83991737		(010)66412537
	www.rxzq.com.cn		4006609839

109

	833		
	56		
	0451-85863726		0451-82337279
	www.jhzq.com.cn		400-666-2288

110

	95		
	028-86690057		028-86690126
	028-86690058		
	www.gjq.com.cn		95310

111

	A		40

	(010)59355807		(010)56437013
	www.e5618.com		400-889-5618

112

	100		57
	021 68777222		021 68777822
	www.cnhbstock.com		4008209898

113

	2		
	(0592)2079259		(0592)2079602
	www.gwgsc.com		400-0099-886

114

	1600		32
	021 32229888		021- 68728782
	www.ajzq.com		021 63340678

115

	8		
	18		
	010-85556100		010-85556088
	www.hrsec.com.cn		400-898-4999

116

	99	A	37
	2		
	027-87610052		027-87618863
	www.tfzq.com		4008005000

117

	28	A	7
	4	10	1006#
	010-83363101		010-83363072
	8.jrj.com.cn		400-118-1166

118 ()

	18	B	6F
	1218	1	202
	021-60897840		0571-26697013
	http://www.fund123.cn/		4000-766-123

119

	11	11	1108
	11	11	1108
	010-56282140		010-62680827
	www.fundzone.cn		400-619-9059

120

	10	8	
		()N-1	N-2
	5	518	
	010-62676405		010-62676582
	http://www.xincai.com/		010-62675369

121

	33	8	
	()	33	11 B
	021-68882280		021-68882281
	400-821-0203		

122 ()

	18	18	
	1402	142	14
	010-58160168		010-58160173
	http://www.fengfd.com/		400-810-55919

123

	66	1	22	2603-06
	66	1	22	2603-06
	4000988511			010-89188000
	fund.jd.com			400-088-8816

124

	SOHO		
	SOHO		
	010-61840688		010-61840699
	https://danjuanapp.com/		4000-618-518

125

	A36		
	1 A 201		
	13469952231		0755-86700688
	www.webank.com		400-999-8877

3

(www.szse.cn)

	17		
	0755-25941405		0755-25987132

	68		19
	021-31358666		021-31358600

	1318		6
	202		
	11		
	021 23238888		021 23238800

二十一、基金合同的内容摘要

1

1

2

3

4

5

6

7

8

9

2

1

2

3

4

5

6

7

8

1

1

2

3

4

5

6

7

8

9

10

11

12

13

14

15

16

17

18

2

1

2

3

4

5

6

7

8

9

10

11

12

13

14

15
16
15
17
18
19
20
21
22
23
24
30
25
26
27

1

1

2

3

4

5

6

7

8

2

1

2

3

4

5

6

7

8

9

10

11

12

13

14

15

16

17

18

19

20

21

22

23

24

25 7

26

27

28

1

1 5000

2

3

4

5

6

7

8

9

10

11 10 10

12					
13					
2					
1					
2					
3					
4					
5					
6					
1					
2					
3					
			10		
				60	
4	10%	10%			
10					
			60		
	10%	10%			
				10	
60					

5	10%	10%			
					10%
10%			30		
6					
1			30		
1					
2					
3					
4					
5					
2					
3					

1

1

2

50% 50%

2

1

2

2

3

50% 50%

4

3

5

3

1

10% 10%

35

30

30

1

2

10% 10%

6

30

30

2

1

50% 50%

2

30

2

1

50%

50%

2

2

1

1

2

3

4

2

5

1 6
20%

2 3

3

4

5

1.0%

H E ×1.0%

H

E

3


0.26%

H E ×0.26%

H

E

3



1.

- (1)
- (2)
- (3)
- (4)
- (5)

(6)

(7)

(8)

(9)

(10)

(11)

(12)

(13)

(14)

(15)

(16)

2

(1) 20%

(2) 10%

(3) 10%

(4) 3%

(5) 10%

(6) 10%

(6)		
20		
(7)		
10%		
(8)		20%
(9)		
	a	
	b	A Feeder Fund
	c	
(10)		

3.

1		100
2		
		10
3		
1		

2

3

20

4

60

4.

1

2

102

3

4

1

2

3

4

5

5

6

7

50

5.

(1)

(2)

102

(3)

(4)

102

(5)

6.

50

2

1

2

1

1

5000

2

3

4

5

6

7

8

9

10

1

2

3

4

5

6

2

1

2

6

3

4

5000

5

1

30

2

3

4

1

2

3

4

5

6

7

5

6

二十二、基金托管协议的内容摘要

1 " "

8 53 09-11

1999 3 25

[1999]5

1.5

:

010 6521 5588

010 65185678

2 " "

55 100032

010 66106720

010 66106904

1984 1 1

35,640,625.71

[1983]146

- -

A

1

ETF

80%

Backed by physical gold

80%

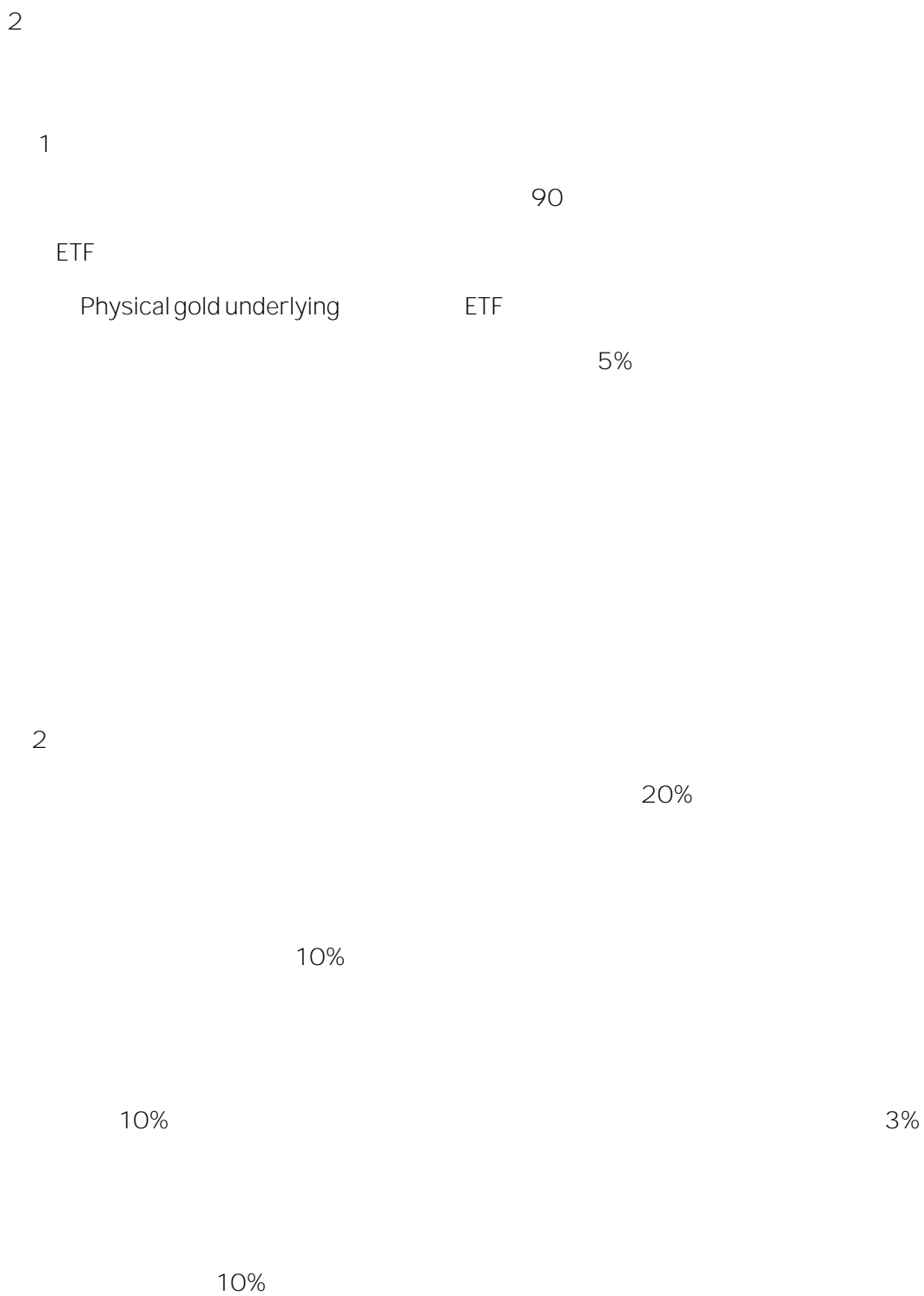
5%

ETF

ETF

ETF

ETF,



		10%
	20	
10%		
		20%
1.		
2.	A Feeder Fund	
3.		
	1-9	30
A.		
B.		
	102	
C.		
D.		
a.		
b.		
c.		

d.

e.

E.

F.

50

A.

B.

102

C.

D.

102

50

3

a)

b)

c)

d)

e)

f)

g)

h)

i)

j)

k)

l)

m)

n)

o)

4

2

5

B

C

1.

2.

3.

A

B

1

2

2

2

3

C

(a)

(b)

D

1

2

3

E

1

2

3

4

5

F

1

2

G

1

2

(beneficial owner)

3

(a)

(b)

4

5

6

)

(

7

H

I

A

1.

(1)

T+1 T

(2)

2.

(1)

(2)

3.

(1)

0.001

4

(2)

T+1

T

2

B

3

4

0.25%

0.5%

1

" " " "

2

1

2

3

" "

4

5

6

7

3

1

2

3

4

5

0.25%

0.5%

C

1

2

3

4

5

D

1

2

E

F

1

1

5

2

7

3

4

2

1

2

G

H

I

1

2

3

1

60

90

2

6 30 12

31

12 31

1.

2.

二十三、对基金份额持有人的服务

1

T+2

15

1-3

4

2

T+1

201 9 15

"

"

400-600-8800

(010)85712266

www.jsfund.cn

1

2

3

/

1

400-600-8800

(010)85712266

010 65182266

2

http://www.jsfund.cn

service@jsfund.cn

二十四、其它应披露事项

2017 8 4 2018 2 4

序号	公告事项	法定披露日期	备注
1		2017 8 15	

2		2017 8 23	
3	QDII -FOF-LOF 2017 8 28	2017 8 24	
4		2017 9 29	
5	QDII -FOF-LOF 2017 11 23	2017 11 21	
6	QDII -FOF-LOF	2017 12 2	
7	(QDII -FOF-LOF) 2017 12 25 12 26	2017 12 21	
8		2017 12 22	
9	QDII -FOF-LOF 2018 1 2	2017 12 28	
10		2018 1 5	
11	QDII -FOF-LOF 2018 1 15	2018 1 11	

二十五、招募说明书存放及查阅方式

二十六、备查文件

1. LOF
2. LOF

- 3. LOF
- 4.
- 5.
- 6.
- 7.

嘉实基金管理有限公司

2018年3月16日