



Rating  
**Buy**

Asia  
China

Resources  
Metals & Mining

Company  
**China Molybdenum  
Co., Ltd**

Reuters 3993.HK Bloomberg 3993 HK Exchange HSI Ticker 3993

Date  
7 November 2018

Company Update

Price at 6 Nov 2018 (HKD)	3.13
Price target - 12mth (HKD)	4.50
52-week range (HKD)	6.79 - 2.63
HANG SENG INDEX	26,121

## Temporary suspension of Katanga cobalt sales supports price; Buy CMOC

### Temporary suspension of cobalt sales from Katanga (Glen)

Katanga, where there were plans to produce 34kt of cobalt in 2019 (over 25% of global demand), has temporarily suspended the export and sale of cobalt due to higher-than-acceptable levels of uranium in the cobalt hydroxide produced. According to our Glencore analyst Liam Fitzpatrick (Katanga is Glencore's 86%-owned TSE listed subsidiary), production of copper and cobalt is expected to continue as normal with finished cobalt stored on site. Katanga intends to construct an Ion Exchange system at a cost of \$25m to remove uranium from the cobalt produced. The Ion Exchange system is expected to be commissioned in May 2019. Once commissioned, the processing and sale of the cobalt stored on site is expected to be completed before the end of 2019. (See report [here](#) )

### Strong support for cobalt price, China Moly could be the key beneficiary

Without this 34kt supply in 2019, we expect a tightening impact on the cobalt market and strong support for the cobalt price, which should benefit other cobalt producers like China Moly. China Moly, with estimated 18kt cobalt supply this year, is the second-largest cobalt producer globally. Currently, our cobalt price forecasts are 34\$/lbs in 2018 and 31\$/lbs in 2019, respectively, compared to current MB spot price of \$34/lbs (before supply disruption).

### Reiterate Buy with undemanding valuation

Our target price of HKD4.5 is based on DCF life-of-mine method (WACC 8.7%, with a 3.9% risk-free rate, 5.6% market premium and beta of 1.5), indicating 40% + upside. The company is trading at 10x 2019DBE EPS, and 1.3x 2019DBE BVPS. Risks: stronger copper and cobalt supply; higher royalty cost in DRC and higher cash cost.

### Valuation & Risks

Sharon Ding

Research Analyst

+852-2203-5716

### Price/price relative



Performance (%)	1m	3m	12m
Absolute	-2.8	-6.0	-36.5
HANG SENG INDEX	-1.7	-6.1	-8.7

Source: Deutsche Bank

### Key indicators (FY1)

ROE (%)	13.4
Net debt/equity (%)	8.1
Book value/share (CNY)	1.91
Price/book (x)	1.4
Net interest cover (x)	12.0
Operating profit margin (%)	35.8

Source: Deutsche Bank

7 November 2018  
Metals & Mining  
China Molybdenum Co., Ltd



#### Forecasts and ratios

Year End Dec 31	2016A	2017A	2018E	2019E	2020E
Sales (CNYm)	6,949.6	24,147.6	26,152.8	27,256.7	28,807.4
EBITDA (CNYm)	2,450.2	11,841.3	13,212.7	13,205.9	14,174.4
EBIT(CNYm)	1,290	7,217	9,370	9,160	9,994
Reported EPS FD(CNY)	0.06	0.14	0.25	0.27	0.30
Reported NPAT (CNYm)	998.1	2,727.8	5,332.7	5,817.6	6,517.8
DB EPS growth (%)	24.3	142.3	72.4	9.1	12.0
DB EPS FD(CNY)	0.06	0.14	0.25	0.27	0.30
PER (x)	22.7	21.2	11.2	10.3	9.2
EV/EBITDA (x)	23.2	5.6	4.8	4.2	3.5
DPS (net) (CNY)	0.03	0.08	0.13	0.14	0.16
Yield (net) (%)	2.3	2.5	4.7	5.1	5.7

Source: Deutsche Bank estimates, company data

7 November 2018

Metals & Mining

China Molybdenum Co., Ltd



Model updated: 30 October 2018

### Running the numbers

Asia

China

Metals & Mining

### China Molybdenum Co., Ltd

Reuters: 3993.HK

Bloomberg: 3993 HK

### Buy

Price (6 Nov 18) HKD 3.13

Target Price HKD 4.50

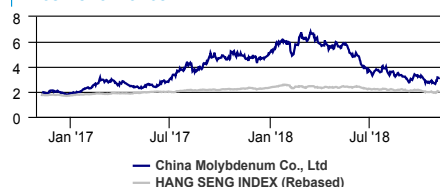
52 Week range HKD 2.63 - 6.79

Market cap (m) HKDm 67,606  
USDm 8,634.0

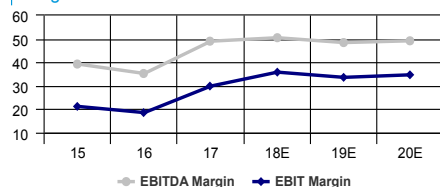
### Company Profile

China Moly primarily engages in mining, processing, smelting, trade, research and development of molybdenum, tungsten, copper, gold and other precious and base metals. With the recent mine acquisition from Anglo American and Freeport McMoran, the company has expanded into cobalt, niobium, and phosphate businesses.

### Price Performance



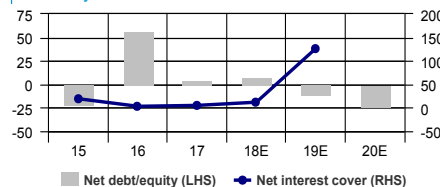
### Margin Trends



### Growth & Profitability



### Solvency



Sharon Ding

+852 2203 5716

sharon.ding@db.com

Fiscal year end 31-Dec

### Financial Summary

	2015	2016	2017	2018E	2019E	2020E
DB EPS (CNY)	0.05	0.06	0.14	0.25	0.27	0.30
Reported EPS (CNY)	0.05	0.06	0.14	0.25	0.27	0.30
DPS (CNY)	0.03	0.03	0.08	0.13	0.14	0.16
BVPS (CNY)	1.0	1.1	1.8	1.9	2.1	2.2
Weighted average shares (m)	16,006	16,887	19,047	21,599	21,599	21,599
Average market cap (CNYm)	22,023	22,700	57,833	59,782	59,782	59,782
Enterprise value (CNYm)	17,316	56,789	66,694	63,515	55,689	49,952

### Valuation Metrics

P/E (DB) (x)	28.9	22.7	21.2	11.2	10.3	9.2
P/E (Reported) (x)	28.9	22.7	21.2	11.2	10.3	9.2
P/BV (x)	1.13	1.46	2.46	1.45	1.34	1.24
FCF Yield (%)	3.5	9.2	12.8	14.8	18.0	16.4
Dividend Yield (%)	1.8	2.3	2.5	4.7	5.1	5.7
EV/Sales (x)	4.1	8.2	2.8	2.4	2.0	1.7
EV/EBITDA (x)	10.5	23.2	5.6	4.8	4.2	3.5
EV/EBIT (x)	19.5	44.0	9.2	6.8	6.1	5.0

### Income Statement (CNYm)

Sales revenue	4,197	6,950	24,148	26,153	27,257	28,807
Gross profit	2,091	3,256	13,215	14,573	14,610	15,637
EBITDA	1,649	2,450	11,841	13,213	13,206	14,174
Depreciation	759	1,160	4,624	3,843	4,046	4,180
Amortisation	0	0	0	0	0	0
EBIT	890	1,290	7,217	9,370	9,160	9,994
Net interest income(expense)	-46	-408	-1,417	-784	-73	212
Associates/affiliates	0	0	0	0	0	0
Exceptionals/extraordinary	-44	439	1	0	0	0
Other pre-tax income/(expense)	-117	-131	-420	0	0	0
Profit before tax	683	1,190	5,382	8,587	9,088	10,207
Income tax expense	-20	171	1,786	2,340	2,441	2,767
Minorities	-58	21	868	913	829	922
Other post-tax income/(expense)	0	0	0	0	0	0
Net profit	761	998	2,728	5,333	5,818	6,518
DB adjustments (including dilution)	0	0	0	0	0	0
DB Net profit	761	998	2,728	5,333	5,818	6,518

### Cash Flow (CNYm)

Cash flow from operations	1,359	2,915	8,429	10,216	12,201	11,259
Net Capex	-580	-825	-1,039	-1,396	-1,425	-1,425
Free cash flow	778	2,090	7,389	8,819	10,775	9,834
Equity raised/(bought back)	0	0	17,859	0	0	0
Dividends paid	0	0	0	0	0	0
Net inc/(dec) in borrowings	2,074	23,991	-10,487	-7,243	-7,447	-7,741
Other investing/financing cash flows	504	-26,823	-3,070	-7,269	0	0
Net cash flow	3,357	-742	11,692	-5,692	3,329	2,093
Change in working capital	120	-61	-1,535	148	1,509	-361

### Balance Sheet (CNYm)

Cash and other liquid assets	10,414	9,970	26,509	20,817	24,145	26,238
Tangible fixed assets	4,495	27,273	24,235	22,923	21,477	19,937
Goodwill/intangible assets	3,836	25,394	22,370	21,257	20,082	18,868
Associates/investments	1,261	1,191	1,136	1,136	1,136	1,136
Other assets	10,874	24,096	23,587	23,974	22,139	22,934
Total assets	30,881	87,924	97,837	90,106	88,981	89,113
Interest bearing debt	6,505	29,652	28,754	24,289	18,963	14,397
Other liabilities	6,558	23,936	23,174	23,174	23,174	23,174
Total liabilities	13,064	53,587	51,928	47,462	42,137	37,571
Shareholders' equity	17,353	18,738	38,157	41,247	44,618	48,395
Minorities	463	15,599	7,752	1,397	2,226	3,148
Total shareholders' equity	17,817	34,337	45,909	42,644	46,844	51,543
Net debt	-3,909	19,681	2,246	3,472	-5,182	-11,841

### Key Company Metrics

Sales growth (%)	nm	65.6	247.5	8.3	4.2	5.7
DB EPS growth (%)	na	24.3	142.3	72.4	9.1	12.0
EBITDA Margin (%)	39.3	35.3	49.0	50.5	48.5	49.2
EBIT Margin (%)	21.2	18.6	29.9	35.8	33.6	34.7
Payout ratio (%)	52.6	52.6	52.6	52.6	52.6	52.6
ROE (%)	4.4	5.5	9.6	13.4	13.6	14.0
Capex/sales (%)	14.1	12.3	4.4	5.3	5.2	4.9
Capex/depreciation (x)	0.8	0.7	0.2	0.4	0.4	0.3
Net debt/equity (%)	-21.9	57.3	4.9	8.1	-11.1	-23.0
Net interest cover (x)	19.3	3.2	5.1	12.0	126.2	nm

Source: Company data, Deutsche Bank estimates

7 November 2018  
Metals & Mining  
China Molybdenum Co., Ltd



# Appendix 1

## Important Disclosures

\*Other information available upon request

Disclosure checklist			
Company	Ticker	Recent price*	Disclosure
China Molybdenum Co., Ltd	3993.HK	3.13 (HKD) 6 Nov 2018	13

\*Prices are current as of the end of the previous trading session unless otherwise indicated and are sourced from local exchanges via Reuters, Bloomberg and other vendors . Other information is sourced from Deutsche Bank, subject companies, and other sources. For disclosures pertaining to recommendations or estimates made on securities other than the primary subject of this research, please see the most recently published company report or visit our global disclosure look-up page on our website at <https://research.db.com/Research/Disclosures/CompanySearch>. Aside from within this report, important risk and conflict disclosures can also be found at <https://research.db.com/Research/Topics/Equities?topicId=RB0002>. Investors are strongly encouraged to review this information before investing.

## Important Disclosures Required by U.S. Regulators

Disclosures marked with an asterisk may also be required by at least one jurisdiction in addition to the United States. See Important Disclosures Required by Non-US Regulators and Explanatory Notes.

## Important Disclosures Required by Non-U.S. Regulators

Disclosures marked with an asterisk may also be required by at least one jurisdiction in addition to the United States. See Important Disclosures Required by Non-US Regulators and Explanatory Notes.

- As of the end of the preceding week, Deutsche Bank and/or its affiliate(s) owns one percent or more of a class of common equity securities of this company.

For disclosures pertaining to recommendations or estimates made on securities other than the primary subject of this research, please see the most recently published company report or visit our global disclosure look-up page on our website at <https://research.db.com/Research/Disclosures/CompanySearch>

## Analyst Certification

The views expressed in this report accurately reflect the personal views of the undersigned lead analyst(s) about the subject issuer and the securities of the issuer. In addition, the undersigned lead analyst(s) has not and will not receive any compensation for providing a specific recommendation or view in this report. Sharon Ding

7 November 2018

Metals & Mining

China Molybdenum Co., Ltd



## Historical recommendations and target price. China Molybdenum Co., Ltd (3993.HK)

(as of 11/06/2018)



### Current Recommendations

Buy  
Hold  
Sell  
Not Rated  
Suspended Rating

\*\* Analyst is no longer at Deutsche Bank

1. 09/05/2017	Buy, Target Price Change HKD 5.20 Sharon Ding	3. 08/28/2018	Buy, Target Price Change HKD 5.90 Sharon Ding
2. 02/08/2018	Buy, Target Price Change HKD 6.40 Sharon Ding	4. 10/06/2018	Buy, Target Price Change HKD 4.50 Sharon Ding

## Equity Rating Key

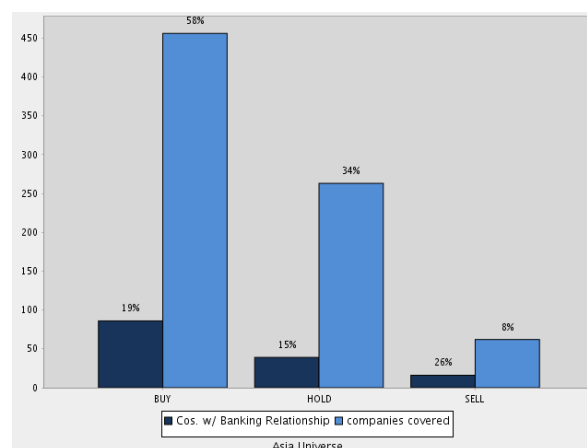
**Buy:** Based on a current 12- month view of total share-holder return (TSR = percentage change in share price from current price to projected target price plus projected dividend yield ), we recommend that investors buy the stock.

**Sell:** Based on a current 12-month view of total share-holder return, we recommend that investors sell the stock.

**Hold:** We take a neutral view on the stock 12-months out and, based on this time horizon, do not recommend either a Buy or Sell.

Newly issued research recommendations and target prices supersede previously published research.

## Equity rating dispersion and banking relationships



7 November 2018  
Metals & Mining  
China Molybdenum Co., Ltd



## Additional Information

The information and opinions in this report were prepared by Deutsche Bank AG or one of its affiliates (collectively "Deutsche Bank"). Though the information herein is believed to be reliable and has been obtained from public sources believed to be reliable, Deutsche Bank makes no representation as to its accuracy or completeness. Hyperlinks to third-party websites in this report are provided for reader convenience only. Deutsche Bank neither endorses the content nor is responsible for the accuracy or security controls of those websites.

If you use the services of Deutsche Bank in connection with a purchase or sale of a security that is discussed in this report, or is included or discussed in another communication (oral or written) from a Deutsche Bank analyst, Deutsche Bank may act as principal for its own account or as agent for another person.

Deutsche Bank may consider this report in deciding to trade as principal. It may also engage in transactions, for its own account or with customers, in a manner inconsistent with the views taken in this research report. Others within Deutsche Bank, including strategists, sales staff and other analysts, may take views that are inconsistent with those taken in this research report. Deutsche Bank issues a variety of research products, including fundamental analysis, equity-linked analysis, quantitative analysis and trade ideas. Recommendations contained in one type of communication may differ from recommendations contained in others, whether as a result of differing time horizons, methodologies, perspectives or otherwise. Deutsche Bank and/or its affiliates may also be holding debt or equity securities of the issuers it writes on. Analysts are paid in part based on the profitability of Deutsche Bank AG and its affiliates, which includes investment banking, trading and principal trading revenues.

Opinions, estimates and projections constitute the current judgment of the author as of the date of this report. They do not necessarily reflect the opinions of Deutsche Bank and are subject to change without notice. Deutsche Bank provides liquidity for buyers and sellers of securities issued by the companies it covers. Deutsche Bank research analysts sometimes have shorter-term trade ideas that may be inconsistent with Deutsche Bank's existing longer-term ratings. Some trade ideas for equities are listed as Catalyst Calls on the Research Website ( <https://research.db.com/Research/> ), and can be found on the general coverage list and also on the covered company ' s page. A Catalyst Call represents a high-conviction belief by an analyst that a stock will outperform or underperform the market and/or a specified sector over a time frame of no less than two weeks and no more than three months. In addition to Catalyst Calls, analysts may occasionally discuss with our clients, and with Deutsche Bank salespersons and traders, trading strategies or ideas that reference catalysts or events that may have a near-term or medium-term impact on the market price of the securities discussed in this report, which impact may be directionally counter to the analysts' current 12-month view of total return or investment return as described herein. Deutsche Bank has no obligation to update, modify or amend this report or to otherwise notify a recipient thereof if an opinion, forecast or estimate changes or becomes inaccurate. Coverage and the frequency of changes in market conditions and in both general and company-specific economic prospects make it difficult to update research at defined intervals. Updates are at the sole discretion of the coverage analyst or of the Research Department Management, and the majority of reports are published at irregular intervals. This report is provided for informational purposes only and does not take into account the particular investment objectives, financial situations, or needs of individual clients. It is not an offer or a solicitation of an offer to buy or sell any financial instruments or to participate in any particular trading strategy. Target prices are inherently imprecise and a product of the analyst ' s judgment. The financial instruments discussed in this report may not be suitable for all investors, and investors must make their own informed investment decisions. Prices and availability of financial instruments are subject to change without notice, and investment transactions can lead to losses as a result of price fluctuations and other factors. If a financial instrument is denominated in a currency other than an investor's currency, a change in exchange rates may adversely affect the investment. Past performance is not necessarily indicative of future results. Performance calculations exclude transaction costs, unless otherwise indicated. Unless otherwise indicated, prices are current as of the end of the previous trading session and are sourced from local exchanges via Reuters, Bloomberg and other vendors. Data is also sourced from Deutsche Bank, subject companies, and other parties.

The Deutsche Bank Research Department is independent of other business divisions of the Bank. Details regarding our organizational arrangements and information barriers we have to prevent and avoid conflicts of interest with respect to our research are available on our website ( <https://research.db.com/Research/> ) under Disclaimer.

7 November 2018

Metals & Mining

China Molybdenum Co., Ltd



Macroeconomic fluctuations often account for most of the risks associated with exposures to instruments that promise to pay fixed or variable interest rates. For an investor who is long fixed-rate instruments (thus receiving these cash flows), increases in interest rates naturally lift the discount factors applied to the expected cash flows and thus cause a loss. The longer the maturity of a certain cash flow and the higher the move in the discount factor, the higher will be the loss. Upside surprises in inflation, fiscal funding needs, and FX depreciation rates are among the most common adverse macroeconomic shocks to receivers. But counterparty exposure, issuer creditworthiness, client segmentation, regulation (including changes in assets holding limits for different types of investors), changes in tax policies, currency convertibility (which may constrain currency conversion, repatriation of profits and/or liquidation of positions), and settlement issues related to local clearing houses are also important risk factors. The sensitivity of fixed-income instruments to macroeconomic shocks may be mitigated by indexing the contracted cash flows to inflation, to FX depreciation, or to specified interest rates – these are common in emerging markets. The index fixings may – by construction – lag or mis-measure the actual move in the underlying variables they are intended to track. The choice of the proper fixing (or metric) is particularly important in swaps markets, where floating coupon rates (i.e., coupons indexed to a typically short-dated interest rate reference index) are exchanged for fixed coupons. Funding in a currency that differs from the currency in which coupons are denominated carries FX risk. Options on swaps (swaptions) the risks typical to options in addition to the risks related to rates movements.

Derivative transactions involve numerous risks including market, counterparty default and illiquidity risk. The appropriateness of these products for use by investors depends on the investors' own circumstances, including their tax position, their regulatory environment and the nature of their other assets and liabilities; as such, investors should take expert legal and financial advice before entering into any transaction similar to or inspired by the contents of this publication. The risk of loss in futures trading and options, foreign or domestic, can be substantial. As a result of the high degree of leverage obtainable in futures and options trading, losses may be incurred that are greater than the amount of funds initially deposited – up to theoretically unlimited losses. Trading in options involves risk and is not suitable for all investors. Prior to buying or selling an option, investors must review the "Characteristics and Risks of Standardized Options", at <http://www.optionsclearing.com/about/publications/character-risks.jsp>. If you are unable to access the website, please contact your Deutsche Bank representative for a copy of this important document.

Participants in foreign exchange transactions may incur risks arising from several factors, including the following: (i) exchange rates can be volatile and are subject to large fluctuations; (ii) the value of currencies may be affected by numerous market factors, including world and national economic, political and regulatory events, events in equity and debt markets and changes in interest rates; and (iii) currencies may be subject to devaluation or government-imposed exchange controls, which could affect the value of the currency. Investors in securities such as ADRs, whose values are affected by the currency of an underlying security, effectively assume currency risk.

Unless governing law provides otherwise, all transactions should be executed through the Deutsche Bank entity in the investor's home jurisdiction. Aside from within this report, important conflict disclosures can also be found at <https://research.db.com/Research/> on each company 's research page. Investors are strongly encouraged to review this information before investing.

Deutsche Bank (which includes Deutsche Bank AG, its branches and affiliated companies) is not acting as a financial adviser, consultant or fiduciary to you or any of your agents (collectively, "You" or "Your") with respect to any information provided in this report. Deutsche Bank does not provide investment, legal, tax or accounting advice, Deutsche Bank is not acting as your impartial adviser, and does not express any opinion or recommendation whatsoever as to any strategies, products or any other information presented in the materials. Information contained herein is being provided solely on the basis that the recipient will make an independent assessment of the merits of any investment decision, and it does not constitute a recommendation of, or express an opinion on, any product or service or any trading strategy.

The information presented is general in nature and is not directed to retirement accounts or any specific person or account type, and is therefore provided to You on the express basis that it is not advice, and You may not rely upon it in making Your decision. The information we provide is being directed only to persons we believe to be financially sophisticated, who are capable of evaluating investment risks independently, both in general and with regard to particular transactions and investment strategies, and who understand that Deutsche Bank has financial interests in the offering of its products



7 November 2018  
Metals & Mining  
China Molybdenum Co., Ltd



and services. If this is not the case, or if You are an IRA or other retail investor receiving this directly from us, we ask that you inform us immediately.

In July 2018, Deutsche Bank revised its rating system for short term ideas whereby the branding has been changed to Catalyst Calls ("CC") from SOLAR ideas; the rating categories for Catalyst Calls originated in the Americas region have been made consistent with the categories used by Analysts globally; and the effective time period for CCs has been reduced from a maximum of 180 days to 90 days.

**United States:** Approved and/or distributed by Deutsche Bank Securities Incorporated, a member of FINRA, NFA and SIPC. Analysts located outside of the United States are employed by non-US affiliates that are not subject to FINRA regulations.

**Germany:** Approved and/or distributed by Deutsche Bank AG, a joint stock corporation with limited liability incorporated in the Federal Republic of Germany with its principal office in Frankfurt am Main. Deutsche Bank AG is authorized under German Banking Law and is subject to supervision by the European Central Bank and by BaFin, Germany's Federal Financial Supervisory Authority.

**United Kingdom:** Approved and/or distributed by Deutsche Bank AG acting through its London Branch at Winchester House, 1 Great Winchester Street, London EC2N 2DB. Deutsche Bank AG in the United Kingdom is authorised by the Prudential Regulation Authority and is subject to limited regulation by the Prudential Regulation Authority and Financial Conduct Authority. Details about the extent of our authorisation and regulation are available on request.

**Hong Kong:** Distributed by Deutsche Bank AG, Hong Kong Branch or Deutsche Securities Asia Limited (save that any research relating to futures contracts within the meaning of the Hong Kong Securities and Futures Ordinance Cap. 571 shall be distributed solely by Deutsche Securities Asia Limited). The provisions set out above in the "Additional Information" section shall apply to the fullest extent permissible by local laws and regulations, including without limitation the Code of Conduct for Persons Licensed or Registered with the Securities and Futures Commission. .

**India:** Prepared by Deutsche Equities India Private Limited (DEIPL) having CIN: U65990MH2002PTC137431 and registered office at 14th Floor, The Capital, C-70, G Block, Bandra Kurla Complex Mumbai (India) 400051. Tel: + 91 22 7180 4444. It is registered by the Securities and Exchange Board of India (SEBI) as a Stock broker bearing registration nos.: NSE (Capital Market Segment) - INB231196834, NSE (F&O Segment) INF231196834, NSE (Currency Derivatives Segment) INE231196834, BSE (Capital Market Segment) INB011196830; Merchant Banker bearing SEBI Registration no.: INM000010833 and Research Analyst bearing SEBI Registration no.: INH000001741. DEIPL may have received administrative warnings from the SEBI for breaches of Indian regulations. The transmission of research through DEIPL is Deutsche Bank's determination and will not make a recipient a client of DEIPL. Deutsche Bank and/or its affiliate(s) may have debt holdings or positions in the subject company. With regard to information on associates, please refer to the "Shareholdings" section in the Annual Report at: <https://www.db.com/ir/en/annual-reports.htm> .

**Japan:** Approved and/or distributed by Deutsche Securities Inc.(DSI). Registration number - Registered as a financial instruments dealer by the Head of the Kanto Local Finance Bureau (Kinsho) No. 117. Member of associations: JSDA, Type II Financial Instruments Firms Association and The Financial Futures Association of Japan. Commissions and risks involved in stock transactions - for stock transactions, we charge stock commissions and consumption tax by multiplying the transaction amount by the commission rate agreed with each customer. Stock transactions can lead to losses as a result of share price fluctuations and other factors. Transactions in foreign stocks can lead to additional losses stemming from foreign exchange fluctuations. We may also charge commissions and fees for certain categories of investment advice, products and services. Recommended investment strategies, products and services carry the risk of losses to principal and other losses as a result of changes in market and/or economic trends, and/or fluctuations in market value. Before deciding on the purchase of financial products and/or services, customers should carefully read the relevant disclosures, prospectuses and other documentation. "Moody's", "Standard & Poor's", and "Fitch" mentioned in this report are not registered credit rating agencies in Japan unless Japan or "Nippon" is specifically designated in the name of the entity. Reports on Japanese listed companies not written by analysts of DSI are written by Deutsche Bank Group's analysts with the coverage companies specified by DSI. Some of the foreign securities stated on this report are not disclosed according to the Financial Instruments and Exchange Law of Japan. Target prices set by Deutsche Bank's equity analysts are based on a 12-month forecast period..



7 November 2018

Metals & Mining

China Molybdenum Co., Ltd



**Korea:** Distributed by Deutsche Securities Korea Co.

**South Africa:** Deutsche Bank AG Johannesburg is incorporated in the Federal Republic of Germany (Branch Register Number in South Africa: 1998/003298/10).

**Singapore:** This report is issued by Deutsche Bank AG, Singapore Branch or Deutsche Securities Asia Limited, Singapore Branch (One Raffles Quay #18-00 South Tower Singapore 048583, +65 6423 8001), which may be contacted in respect of any matters arising from, or in connection with, this report. Where this report is issued or promulgated by Deutsche Bank in Singapore to a person who is not an accredited investor, expert investor or institutional investor (as defined in the applicable Singapore laws and regulations), they accept legal responsibility to such person for its contents.

**Taiwan:** Information on securities/investments that trade in Taiwan is for your reference only. Readers should independently evaluate investment risks and are solely responsible for their investment decisions. Deutsche Bank research may not be distributed to the Taiwan public media or quoted or used by the Taiwan public media without written consent. Information on securities/instruments that do not trade in Taiwan is for informational purposes only and is not to be construed as a recommendation to trade in such securities/instruments. Deutsche Securities Asia Limited, Taipei Branch may not execute transactions for clients in these securities/instruments.

**Qatar:** Deutsche Bank AG in the Qatar Financial Centre (registered no. 00032) is regulated by the Qatar Financial Centre Regulatory Authority. Deutsche Bank AG - QFC Branch may undertake only the financial services activities that fall within the scope of its existing QFCRA license. Its principal place of business in the QFC: Qatar Financial Centre, Tower, West Bay, Level 5, PO Box 14928, Doha, Qatar. This information has been distributed by Deutsche Bank AG. Related financial products or services are only available only to Business Customers, as defined by the Qatar Financial Centre Regulatory Authority.

**Russia:** The information, interpretation and opinions submitted herein are not in the context of, and do not constitute, any appraisal or evaluation activity requiring a license in the Russian Federation.

**Kingdom of Saudi Arabia:** Deutsche Securities Saudi Arabia LLC Company (registered no. 07073-37) is regulated by the Capital Market Authority. Deutsche Securities Saudi Arabia may undertake only the financial services activities that fall within the scope of its existing CMA license. Its principal place of business in Saudi Arabia: King Fahad Road, Al Olaya District, P.O. Box 301809, Faisaliah Tower - 17th Floor, 11372 Riyadh, Saudi Arabia.

**United Arab Emirates:** Deutsche Bank AG in the Dubai International Financial Centre (registered no. 00045) is regulated by the Dubai Financial Services Authority. Deutsche Bank AG - DIFC Branch may only undertake the financial services activities that fall within the scope of its existing DFSA license. Principal place of business in the DIFC: Dubai International Financial Centre, The Gate Village, Building 5, PO Box 504902, Dubai, U.A.E. This information has been distributed by Deutsche Bank AG. Related financial products or services are available only to Professional Clients, as defined by the Dubai Financial Services Authority.

**Australia and New Zealand:** This research is intended only for "wholesale clients" within the meaning of the Australian Corporations Act and New Zealand Financial Advisors Act, respectively. Please refer to Australia-specific research disclosures and related information at <https://australia.db.com/australia/content/research-information.html> Where research refers to any particular financial product recipients of the research should consider any product disclosure statement, prospectus or other applicable disclosure document before making any decision about whether to acquire the product. In preparing this report, the primary analyst or an individual who assisted in the preparation of this report has likely been in contact with the company that is the subject of this research for confirmation/clarification of data, facts, statements, permission to use company-sourced material in the report, and/or site-visit attendance. Without prior approval from Research Management, analysts may not accept from current or potential Banking clients the costs of travel, accommodations, or other expenses incurred by analysts attending site visits, conferences, social events, and the like. Similarly, without prior approval from Research Management and Anti-Bribery and Corruption ("ABC") team, analysts may not accept perks or other items of value for their personal use from issuers they cover.

7 November 2018

Metals & Mining

China Molybdenum Co., Ltd



Additional information relative to securities, other financial products or issuers discussed in this report is available upon request. This report may not be reproduced, distributed or published without Deutsche Bank's prior written consent. Copyright © 2018 Deutsche Bank AG



## David Folkerts-Landau

Group Chief Economist and Global Head of Research

Pam Finelli  
Global Chief Operating Officer  
Research

Michael Spencer  
Head of APAC Research

Steve Pollard  
Head of Americas Research  
Global Head of Equity Research

Anthony Klarman  
Global Head of  
Debt Research

Kinner Lakhani  
Head of EMEA  
Equity Research

Joe Liew  
Head of APAC  
Equity Research

Jim Reid  
Global Head of  
Thematic Research

Francis Yared  
Global Head of  
Rates Research

George Saravelos  
Head of FX Research

Peter Hooper  
Global Head of  
Economics Research

Andreas Neubauer  
Head of Germany Research

Spyros Mesomeris  
Global Head of Quantitative  
and QIS Research

## International Production Locations

### Deutsche Bank AG

Deutsche Bank Place  
Level 16  
Corner of Hunter & Phillip Streets  
Sydney, NSW 2000  
Australia  
Tel: (61) 2 8258 1234

### Deutsche Bank AG

Mainzer Landstrasse 11-17  
60329 Frankfurt am Main  
Germany  
Tel: (49) 69 910 00

### Deutsche Bank AG

Filiale Hongkong  
International Commerce Centre,  
1 Austin Road West, Kowloon,  
Hong Kong  
Tel: (852) 2203 8888

### Deutsche Securities Inc.

2-11-1 Nagatacho  
Sanno Park Tower  
Chiyoda-ku, Tokyo 100-6171  
Japan  
Tel: (81) 3 5156 6770

### Deutsche Bank AG London

1 Great Winchester Street  
London EC2N 2EQ  
United Kingdom  
Tel: (44) 20 7545 8000

### Deutsche Bank Securities Inc.

60 Wall Street  
New York, NY 10005  
United States of America  
Tel: (1) 212 250 2500