

投资目标/Investment Objective

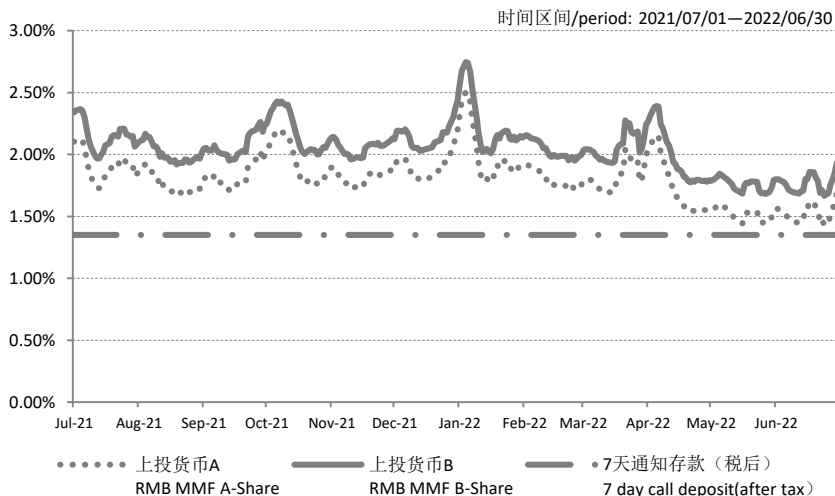
通过合理的资产选择, 在有效控制投资风险和保持较高流动性的前提下, 为投资者提供资金的流动性储备, 进一步优化现金管理, 并力求获得高于业绩比较基准的稳定回报。

The fund aims to provide investors with high degree of liquidity, cash management improvement, and it aims to achieve a steady return above the benchmark through appropriate asset allocations, effective risk control and high degree of liquidity management.

投资范围/Permissible Investments

- ◆ 现金
Cash
- ◆ 1年以内(含1年)的银行定期存款、大额存单
Bank deposits and certificates of deposits- maturity less or equal to 1 year
- ◆ 剩余期限在397天以内(含397天)的债券
Bonds – remaining maturity less or equal to 397 days
- ◆ 期限在1年以内(含1年)的债券回购
Repurchase agreements- maturity less or equal to 1 year
- ◆ 期限在1年以内(含1年)的中央银行票据
Central bank bills – maturity less or equal to 1 year
- ◆ 中国证监会、人民银行认可的其他具有良好流动性的货币市场工具
Other money market instruments with sound liquidity as approved by the CSRC and PBoC

业绩表现-7日年化收益率/Fund performance – 7 day average annualized yield

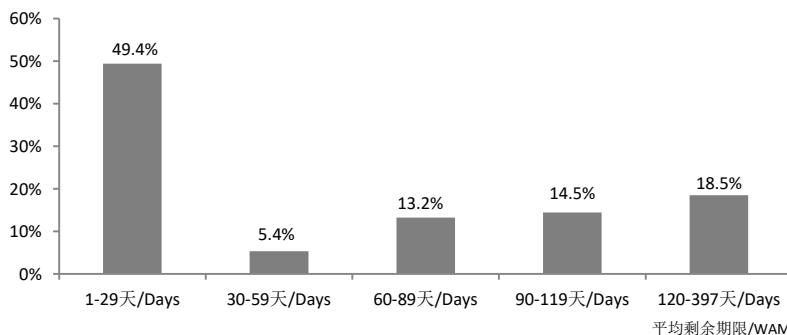


区间7日年化收益率均值* Period 7 day average annualized yield*	今年以来 YTD	1个月 1 month	3个月 3 months	6个月 6 months	1年 1 year
上投货币A RMB MMF A-Share	1.74%	1.52%	1.59%	1.74%	1.80%
上投货币B RMB MMF B-Share	1.98%	1.76%	1.83%	1.98%	2.04%
7天通知存款(税后**) 7 day call deposit(after tax**)	1.35%	1.35%	1.35%	1.35%	1.35%

*区间7日年化收益率均值是相应统计时间段内7日年化收益率的算术平均数。
*Period 7 day average annualized yield is the arithmetic average of 7 day average annualized yield in a selected period of time.
**指储蓄存款利息所得税。
**Refers to interest income tax on bank savings.

组合明细分析—报告期末投资组合平均剩余期限分布比例
Portfolio Analysis Breakdown – Weighted Average Maturity (WAM) Distribution

各期限资产占基金资产净值的比例(%)
WAM distribution (% of NAV)



风险提示: 基金管理人保证本报告所载资料不存在虚假记载、误导性陈述或重大遗漏, 并对其内容的真实性、准确性和完整性承担个别及连带责任。报告内容未经托管人复核。基金管理人承诺以诚实信用、勤勉尽责的原则管理和运用基金资产, 但不保证基金一定盈利。基金的过往业绩并不代表其未来表现。投资有风险, 投资者在作出投资决策前应仔细阅读本基金的《基金合同》、《招募说明书》及其更新等法律文件。

Risk Disclosure: Fund managers ensure that the information contained in this report there has no false, misleading statements or material omissions, and severally and jointly accept responsibility for the truthfulness, accuracy and completeness of the contents. Report has not reviewed by the trustees. Fund managers are committed to honesty, diligence as the principles of management and use of fund assets, but does not guarantee the profitability of fund. Fund's past performance is not indicative of future performance. Investment contains risk. Before making investment decisions, investors should carefully read the Fund's "fund contract", "prospectus" and its updates and other legal documents.

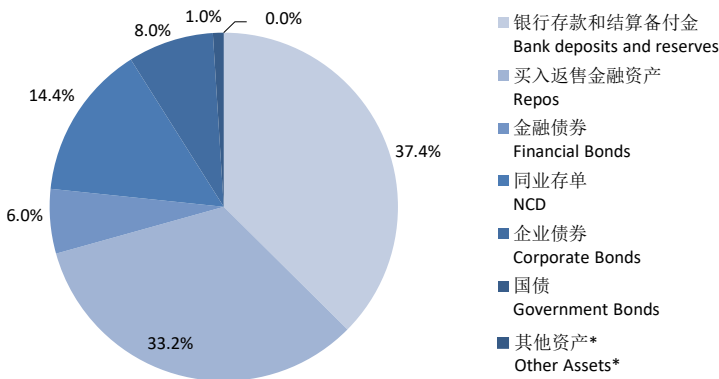
基金信息/Fund facts

成立日期 Inception Date	2005/4/13
基金托管人 Custodian	中国建设银行股份有限公司 China Construction Bank
基金经理 Fund manager	孟晨波 鞠婷 忻佳华 Molly Meng, Judy Ju, Java Xin
业绩比较基准 Benchmark	同期七天通知存款利率(税后) 7 day call deposit (after tax)
最低申购金额(元)** Minimum subscription amount (RMB)**	10
最低赎回份额(份) Minimum redemption amount (units)	10
管理费率(每年) Management fees per year	0.33%
托管费率(每年) Custodian fees per year	0.10%
销售服务费率(每年) Distribution fees per year	A类/A-share 0.25% B类/B-share 0.01%
期末基金份额(份) Fund holding (units)	A类/A-share 50,300,139.78 B类/B-share 71,449,644,557.20
期末平均剩余期限(天) Weighted average maturity in days	66
期末平均剩余存续期(天) Weighted average life in days	66

*如在基金存续期内的任何一个开放日, A类基金份额持有人通过认购、申购、分配收益或其他方式, 使其持有的基金份额余额达到5,000,000份的, 即由A类持有人升级为B类基金份额持有人; 如在基金存续期内的任何一个开放日, B类持有人通过赎回或其他方式使其持有的基金份额少于500,000份, 即由B类持有人降为A类。

*A-share investors who hold 5,000,000 units or more, will be changed to B-share investors; B-share investors who hold the units less than 500,000, will be automatically changed to A-share investors.

组合明细分析—资产类别/ Portfolio Analysis Breakdown - Asset allocation



*其他资产包括: 应收证券清算款、应收申购款等。

Other assets include receivable due from exchange and subscription receivable etc.

组合明细分析—存款往来银行

Portfolio Analysis Breakdown – bank deposits counterparties

报告期当月存款往来银行为: 农业银行、中国银行、交通银行、建设银行、招商银行、汇丰银行、恒生银行、华侨永亨银行、瑞穗银行、三井住友银行、三菱日联银行、东亚银行、星展银行。

Counterparties of the bank deposits in the reporting month are: Agricultural Bank of China, Bank of China, Bank of Communications, China Construction Bank, China Merchants Bank, HSBC (China), Hang Seng Bank (China), OCBC Wing Hang Bank (China), Mizuho Bank (China), Sumitomo Mitsui Banking Corporation (China), Bank of Tokyo-Mitsubishi UFJ (China), BEA Bank (China), DBS Bank (China).

组合明细分析—前十大持仓债券

Portfolio Analysis Breakdown – Top 10 Bonds holdings

类别 Instrument	代码 Code	名称 Name	摊余成本 Amortized Value	占基金资产净值 比例 (%) % of NAV
金融债 Financial Bond	210306	21进出06	905,787,719.18	1.27
国债 Government Bond	200011	20附息国债11	716,810,720.61	1.00
企业债 Corporate Bond	012105504	21南电SCP016	707,169,242.38	0.99
金融债 Financial Bond	092018003	20农发清发03	617,004,767.56	0.86
金融债 Financial Bond	150221	15国开21	607,588,797.77	0.85
企业债 Corporate Bond	012105501	21南电SCP017	504,808,196.97	0.71
企业债 Corporate Bond	012280725	22电网SCP007	503,188,455.79	0.70
企业债 Corporate Bond	012281031	22南电SCP004	502,797,284.27	0.70
同业存单 NCD	112292128	22星展银行CD012	498,634,188.34	0.70
同业存单 NCD	112105203	21建设银行CD203	496,401,184.43	0.69

风险提示: 基金管理人保证本报告所载资料不存在虚假记载、误导性陈述或重大遗漏, 并对其内容的真实性、准确性和完整性承担个别及连带责任。报告内容未经托管人复核。基金管理人承诺以诚实信用、勤勉尽责的原则管理和运用基金资产, 但不保证基金一定盈利。基金的过往业绩并不代表其未来表现。投资有风险, 投资者在作出投资决策前应仔细阅读本基金的《基金合同》、《招募说明书》及其更新等法律文件。

Risk Disclosure: Fund managers ensure that the information contained in this report there has no false, misleading statements or material omissions, and severally and jointly accept responsibility for the truthfulness, accuracy and completeness of the contents. Report has not reviewed by the trustees. Fund managers are committed to honesty, diligence as the principles of management and use of fund assets, but does not guarantee the profitability of fund. Fund's past performance is not indicative of future performance. Investment contains risk. Before making investment decisions, investors should carefully read the Fund's "fund contract", "prospectus" and its updates and other legal documents.