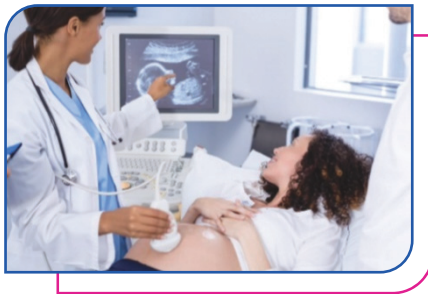


pediatrix[®]

MEDICAL GROUP

Take great care of the patient, every day in every way.™



2022 ANNUAL REPORT



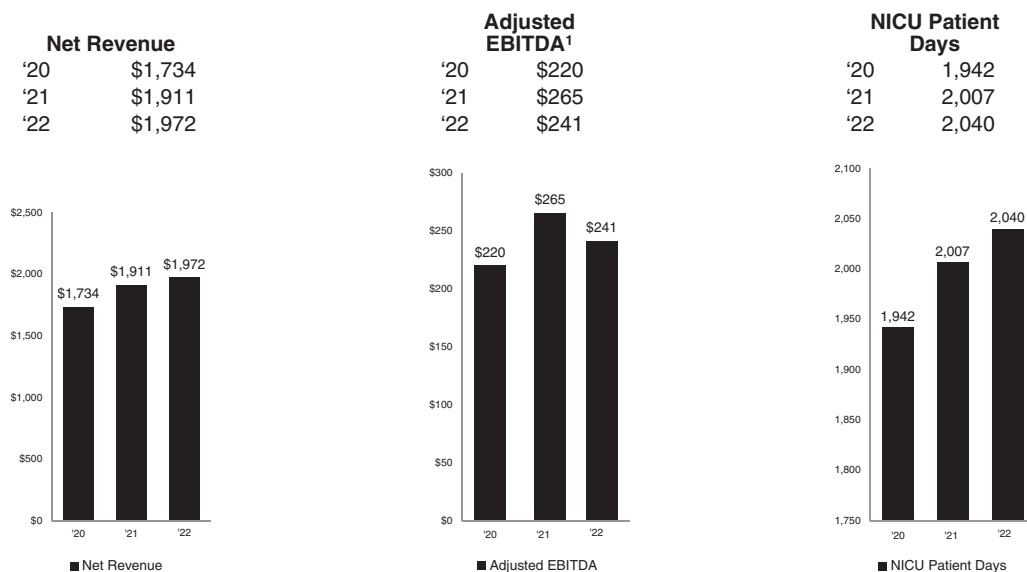
Corporate Profile:

Pediatrix® Medical Group, Inc. (NYSE:MD) is the nation's leading provider of physician services. Pediatrix-affiliated clinicians are committed to providing coordinated, compassionate and clinically excellent services to women, babies and children across the continuum of care, both in hospital settings and office-based practices. Specialties include obstetrics, maternal-fetal medicine and neonatology complemented by more than 20 pediatric subspecialties, as well as pediatric primary and urgent care clinics. The group's high-quality, evidence-based care is bolstered by significant investments in research, education, quality-improvement and safety initiatives. The physician-led company was founded in 1979 as a single neonatology practice and today provides its highly specialized and often critical care services through more than 5,000 affiliated physicians and other clinicians in 37 states. To learn more about Pediatrix, visit www.pediatrix.com or follow us on Facebook, Instagram, LinkedIn, Twitter and the Pediatrix blog. Investment information can be found at www.pediatrix.com/investors.

Selected Highlights

(in thousands, except per share and other operating data)

	2022	2021	2020
Consolidated Income Statement Data:			
Net revenue	\$1,972,021	\$1,911,191	\$1,733,951
Adjusted earnings before interest, taxes and depreciation and amortization ("Adjusted EBITDA") ¹	241,033	265,476	219,872
Income (loss) from continuing operations	62,564	107,987	(9,580)
Diluted income (loss) from continuing operations per share ("EPS")	\$ 0.74	\$ 1.26	\$ (0.11)
Adjusted diluted income from continuing operations per share ("Adjusted EPS")	\$ 1.66	\$ 1.63	\$ 0.95
Consolidated Balance Sheet Data:			
Total assets	\$2,347,887	\$2,722,546	\$3,347,948
Total liabilities	1,456,255	1,825,854	2,600,231
Total equity	891,632	896,692	747,717
Other Operating Data:			
Number of physicians at end of year	2,597	2,444	2,331
Number of births	798,552	796,085	773,313
NICU admissions	113,702	113,564	109,572
NICU patient days	2,039,662	2,007,484	1,942,487



¹ Adjusted earnings before interest, taxes and depreciation and amortization ("Adjusted EBITDA") is a non-GAAP financial measure. For a description of the rationale for our presentation of Adjusted EBITDA and a reconciliation of Adjusted EBITDA to net income, the most directly comparable GAAP measure, for the years ended December 31, 2022, 2021, and 2020, please see the disclosure under the caption "Non-GAAP Measures" on Pages 65 and 66 of this Annual Report on Form 10-K.

[THIS PAGE INTENTIONALLY LEFT BLANK]

To Our Shareholders:

The following 2022 annual report details Pediatrix activities and results for the year.

I am honored to have been appointed Chief Executive Officer of Pediatrix effective January 1, 2023, and elected to our Board of Directors in March. In my 15 years with the company, I have gained unique perspective as a practicing physician, Chief Development Officer and Chief Operating Officer. Over that time, I have come to understand and appreciate the role we play in the healthcare delivery landscape and the importance of our commitment to high level care to our patients, the strong relationships with our hospital partners, and the value we bring to our affiliated clinicians.

At its core, Pediatrix has always been a patient-focused, physician-centric organization. I am enthusiastic about the opportunities ahead of us as the leading provider of highly critical, and often scarce, services to women, babies and children. In partnership with our talented clinicians and dedicated employees, I am committed to the mission Pediatrix has stayed true to for over forty years: *Take great care of the patient, every day in every way.*TM

I thank you for your continued support of our efforts.

James D. Swift, M.D.
Chief Executive Officer

[THIS PAGE INTENTIONALLY LEFT BLANK]

**UNITED STATES
SECURITIES AND EXCHANGE COMMISSION
Washington, D.C. 20549**

Form 10-K

ANNUAL REPORT PURSUANT TO SECTION 13 OR 15(d) OF THE SECURITIES EXCHANGE ACT OF 1934

For the fiscal year ended December 31, 2022

TRANSITION REPORT PURSUANT TO SECTION 13 OR 15(d) OF THE SECURITIES EXCHANGE ACT OF 1934

For the period from _____ to _____
Commission file number 001-12111

Pediatrix Medical Group, Inc.

(Exact name of registrant as specified in its charter)

FLORIDA
(State or other jurisdiction of
incorporation or organization)
1301 Concord Terrace,
Sunrise, Florida
(Address of principal executive offices)

26-3667538
(I.R.S. Employer
Identification No.)

33323
(Zip Code)

Registrant's telephone number, including area code (954) 384-0175

Securities registered pursuant to Section 12(b) of the Act:

Title of Each Class	Trading Symbol	Name of Each Exchange on Which Registered
Common Stock, par value \$.01 per share	MD	New York Stock Exchange

Securities registered pursuant to Section 12(g) of the Act: None

Indicate by check mark if the registrant is a well-known seasoned issuer, as defined in Rule 405 of the Securities Act. Yes No

Indicate by check mark if the registrant is not required to file reports pursuant to Section 13 or Section 15 (d) of the Exchange Act. Yes No

Indicate by check mark whether the registrant (1) has filed all reports required to be filed by Section 13 or 15(d) of the Securities Exchange Act of 1934 during the preceding 12 months (or for such shorter period that the registrant was required to file such reports), and (2) has been subject to such filing requirements for the past 90 days. Yes No

Indicate by check mark whether the registrant has submitted electronically every Interactive Data File required to be submitted pursuant to Rule 405 of Regulation S-T (§232.405 of this chapter) during the preceding 12 months (or for such shorter period that the registrant was required to submit such files). Yes No

Indicate by check mark whether the registrant is a large accelerated filer, an accelerated filer, a non-accelerated filer, a smaller reporting company, or an emerging growth company. See the definitions of "large accelerated filer," "accelerated filer," "smaller reporting company," and "emerging growth company" in Rule 12b-2 of the Exchange Act.

Large accelerated filer
Non-accelerated filer

Accelerated filer
Smaller reporting company
Emerging growth company

If an emerging growth company, indicate by check mark if the registrant has elected not to use the extended transition period for complying with any new or revised financial accounting standards provided pursuant to Section 13(a) of the Exchange Act.

Indicate by check mark whether the registrant has filed a report on and attestation to its management's assessment of the effectiveness of its internal control over financial reporting under Section 404(b) of the Sarbanes-Oxley Act (15 U.S.C. 7262(b)) by the registered public accounting firm that prepared or issued its audit report.

If securities are registered pursuant to Section 12(b) of the Act, indicate by check mark whether the financial statements of the registrant included in the filing reflect the correction of an error to previously issued financial statements.

Indicate by check mark whether any of those error corrections are restatements that required a recovery analysis of incentive-based compensation received by any of the registrant's executive officers during the relevant recovery period pursuant to §240.10D-1(b).

Indicate by check mark whether the registrant is a shell company (as defined by Rule 12b-2 of the Exchange Act). Yes No

The aggregate market value of shares of Common Stock of the registrant held by non-affiliates of the registrant on June 30, 2022, the last business day of the registrant's most recently completed second fiscal quarter, was \$1,242,538,627 based on a \$21.01 closing price per share as reported on the New York Stock Exchange composite transactions list on such date.

The number of shares of Common Stock of the registrant outstanding on February 10, 2023 was 83,032,953.

DOCUMENTS INCORPORATED BY REFERENCE:

The registrant's definitive proxy statement to be filed with the Securities and Exchange Commission pursuant to Regulation 14A, with respect to the 2023 Annual Meeting of Shareholders is incorporated by reference in Part III of this Form 10-K to the extent stated herein. Except with respect to information specifically incorporated by reference in the Form 10-K, each document incorporated by reference herein is deemed not to be filed as part hereof.

Pediatric Medical Group, Inc.
ANNUAL REPORT ON FORM 10-K
For the Year Ended December 31, 2022

INDEX

PART I	<u>Page</u>
Item 1. Business	3
Item 1A. Risk Factors	28
Item 1B. Unresolved Staff Comments	53
Item 2. Properties	53
Item 3. Legal Proceedings	53
Item 4. Mine Safety Disclosures	53
PART II	
Item 5. Market for Registrant’s Common Equity, Related Stockholder Matters and Issuer Purchases of Equity Securities	54
Item 6. Reserved	57
Item 7. Management’s Discussion and Analysis of Financial Condition and Results of Operations	58
Item 7A. Quantitative and Qualitative Disclosures About Market Risk	75
Item 8. Financial Statements and Supplementary Data	76
Item 9. Changes in and Disagreements with Accountants on Accounting and Financial Disclosure	105
Item 9A. Controls and Procedures	105
Item 9B. Other Information	105
Item 9C. Disclosure Regarding Foreign Jurisdictions that Prevent Inspections	106
PART III	
Item 10. Directors, Executive Officers and Corporate Governance	107
Item 11. Executive Compensation	107
Item 12. Security Ownership of Certain Beneficial Owners and Management and Related Stockholder Matters	107
Item 13. Certain Relationships and Related Transactions, and Director Independence	107
Item 14. Principal Accountant Fees and Services	108
PART IV	
Item 15. Exhibits, Financial Statement Schedule	109
Item 16. Form 10-K Summary	112

FORWARD-LOOKING STATEMENTS

Certain information included or incorporated by reference in this Form 10-K may be deemed to be “forward-looking statements” which may include, but are not limited to, statements relating to our objectives, plans and strategies, and all statements (other than statements of historical facts) that address activities, events or developments that we intend, expect, project, believe or anticipate will or may occur in the future. These statements are often characterized by terminology such as “believe,” “hope,” “may,” “anticipate,” “should,” “intend,” “plan,” “will,” “expect,” “estimate,” “project,” “positioned,” “strategy” and similar expressions, and are based on assumptions and assessments made by our management in light of their experience and their perception of historical trends, current conditions, expected future developments and other factors they believe to be appropriate. Any forward-looking statements in this Form 10-K are made as of the date hereof, and we undertake no duty to update or revise any such statements, whether as a result of new information, future events or otherwise. Forward-looking statements are not guarantees of future performance and are subject to risks and

uncertainties. Important factors that could cause actual results, developments and business decisions to differ materially from forward-looking statements are described in this Form 10-K, including the risks set forth under “Risk Factors” in Item 1A.

As used in this Form 10-K, unless the context otherwise requires, the terms “Pediatrix,” the “Company,” “we,” “us,” and “our” refer to the parent company, Pediatrix Medical Group, Inc., a Florida corporation, and the consolidated subsidiaries through which its businesses are actually conducted (collectively, “PMG”), together with PMG’s affiliated business corporations or professional associations, professional corporations, limited liability companies and partnerships (“affiliated professional contractors”). Certain subsidiaries of PMG have contracts with our affiliated professional contractors, which are separate legal entities that provide physician services in certain states.

PART I

ITEM 1. BUSINESS

OVERVIEW

Pediatrix is a leading provider of physician services including newborn, maternal-fetal, pediatric cardiology and other pediatric subspecialty care. Our national network is comprised of affiliated physicians who provide clinical care in 37 states. We ceased providing services in Puerto Rico on December 31, 2022. At December 31, 2022, our national network comprised approximately 2,600 affiliated physicians, including 1,330 physicians who provide neonatal clinical care, primarily within hospital-based neonatal intensive care units (“NICUs”), to babies born prematurely or with medical complications. We have over 570 affiliated physicians who provide maternal-fetal and obstetrical medical care to expectant mothers experiencing complicated pregnancies primarily in areas where our affiliated neonatal physicians practice. Our network also includes other pediatric subspecialists, including over 240 physicians providing pediatric intensive care, 100 physicians providing pediatric cardiology care, 235 physicians providing hospital-based pediatric care, 55 physicians providing pediatric surgical care and urology services, 45 physicians providing pediatric urgent care, 10 physicians providing pediatric ear, nose and throat services, and four physicians providing pediatric ophthalmology care.

In 2022, we changed our corporate name from “Mednax, Inc.” to “Pediatrix Medical Group, Inc.” Pediatrix Medical Group, Inc. was incorporated in Florida in 2007 and is the successor to PMG Services, Inc., which was formerly known as Pediatrix Medical Group, Inc. and was incorporated in Florida in 1979. Our principal executive offices are located at 1301 Concord Terrace, Sunrise, Florida 33323 and our telephone number is (954) 384-0175.

OUR PHYSICIAN SPECIALTIES AND SERVICES

The following discussion describes our physician specialties and the care that we provide, either directly or through our affiliated professional contractors:

Neonatal Care

We provide clinical care to babies born prematurely or with complications within specific units at hospitals, primarily NICUs, through our network of affiliated neonatal physician subspecialists (“neonatologists”), neonatal nurse practitioners and other pediatric clinicians who staff and manage clinical activities at over 375 NICUs in 33 states. Neonatologists are board-certified, or eligible-to-apply-for-certification, physicians who have extensive education and training for the care of babies born prematurely or with complications that require complex medical treatment. Neonatal nurse practitioners are registered nurses who have advanced training and education in assessing and treating the healthcare needs of newborns and infants as well as managing the needs of their families.

We partner with our hospital clients in an effort to enhance the quality of care delivered to premature and sick babies. Some of the nation's largest and most prestigious hospitals, including both not-for-profit and for-profit institutions, retain us to staff and manage their NICUs. Our affiliated neonatologists generally provide 24-hours-a-day, seven-days-a-week coverage in NICUs, support the local referring physician community and are available for consultation in other hospital departments. Our hospital partners benefit from our experience in managing complex intensive care units. Our neonatal physicians interact with colleagues across the country through an internal communications system to draw upon their collective expertise in managing challenging patient-care issues. Our neonatal physicians also work collaboratively with maternal-fetal medicine subspecialists to coordinate the care of mothers experiencing complicated pregnancies and their fetuses.

Maternal-Fetal Care

We provide inpatient and office-based clinical care to expectant mothers and their unborn babies through our affiliated maternal-fetal medicine subspecialists as well as obstetricians and other clinicians, such as maternal-fetal medicine nurse practitioners, certified nurse mid-wives, sonographers and genetic counselors. Maternal-fetal medicine subspecialists are board-certified, or eligible-to-apply-for-certification, obstetricians who have extensive education and training for the treatment of high-risk expectant mothers and their fetuses. Our affiliated maternal-fetal medicine subspecialists practice primarily in metropolitan areas where we have affiliated neonatologists to provide coordinated care for women with complicated pregnancies whose babies are often admitted to a NICU upon delivery. We believe continuity of treatment from mother and developing fetus during the pregnancy to the newborn upon delivery has improved the clinical outcomes of our patients.

Pediatric Cardiology Care

We provide inpatient and office-based pediatric cardiology care of the fetus, infant, child and adolescent patient with congenital heart defects and acquired heart disease, as well as adults with congenital heart defects through our affiliated pediatric cardiologist subspecialists and other related clinical professionals such as pediatric nurse practitioners, echocardiographers, other diagnostic technicians, and exercise physiologists. Pediatric cardiologists are board-certified, or eligible-to-apply for certification, pediatricians who have additional education and training in congenital heart defects and pediatric acquired heart disorders.

We provide specialized cardiac care to the fetus, neonatal and pediatric patients with congenital and acquired heart disorders, as well as adults with congenital heart defects, through scheduled office visits, hospital rounds and immediate consultation in emergency situations. Our affiliated pediatric cardiologists work collaboratively with neonatologists and maternal-fetal medicine subspecialists to provide a coordinated continuum of care.

Other Pediatric Subspecialty Care

Our network includes other pediatric subspecialists such as pediatric intensivists, pediatric hospitalists, pediatric surgeons, pediatric ophthalmologists, pediatric ear, nose and throat physicians, and pediatric gastroenterologists among others. In addition, our affiliated physicians seek to provide support services in other areas of hospitals, particularly in the pediatric emergency room, labor and delivery area, and nursery and pediatric departments, where immediate accessibility to specialized care may be critical.

Pediatric Intensive Care. Pediatric intensivists are hospital-based pediatricians with additional education and training in caring for critically ill or injured children and adolescents. Our affiliated physicians who provide this clinical care staff and manage pediatric intensive care units ("PICUs") at approximately 70 hospitals.

Pediatric Hospitalists. Pediatric hospitalists are hospital-based pediatricians specializing in inpatient care and management of acutely ill children. Our affiliated hospital-based physicians provide this inpatient pediatric and newborn care in PICUs, NICUs and pediatric emergency rooms at over 60 hospitals.

Pediatric Surgery. Pediatric surgeons provide specialized care for patients ranging from newborns to adolescents, for all problems or conditions that require surgical intervention, and often have particular expertise in the areas of neonatal, prenatal, trauma, and pediatric oncology. Our affiliated physicians in this subspecialty include pediatric urologists, pediatric plastic and craniofacial surgeons and general and thoracic pediatric surgeons. Areas of particular expertise include management of neonatal and congenital anomalies, prenatal counseling, trauma management, pediatric oncology, gastrointestinal surgery, as well as common pediatric surgical conditions.

Pediatric Urology. Pediatric urologists are specialized pediatric surgeons who diagnose, treat and manage children’s urinary and genital problems. Our affiliated physicians provide consults for all pediatric and fetal genitourinary disorders; bladder, kidney and genitalia reconstructive and corrective surgery; cystoscopy; circumcision; ultrasound; and urinalysis services to children.

Pediatric Ear, Nose and Throat (“ENT”). Pediatric ENT physicians treat conditions that affect a child’s ear, nose, throat and neck. Our affiliated physicians in this subspecialty provide all aspects of ear, nose and throat medical, audiology and surgical services, including ear tubes, tonsillectomies and sinus surgery.

Pediatric Ophthalmology. Pediatric ophthalmologists focus on the development of the visual system and various diseases that disrupt visual development in children. Our affiliated physicians in this subspecialty specialize in retinopathy of prematurity screening and visual care consulting services.

Other Newborn and Pediatric Care. Because our affiliated physicians and advanced nurse practitioners generally provide hospital-based coverage, they are situated to provide highly specialized care to address medical needs that may arise during a baby’s hospitalization. For example, as part of our ongoing efforts to support and partner with hospitals and the local referring physician community, our affiliated neonatologists, pediatric hospitalists and advanced nurse practitioners provide in-hospital nursery care to newborns through our newborn nursery program. This program is made available for babies during their hospital stay, which in the case of healthy babies typically consists of evaluation and observation, following which they are referred, and their hospital records are provided, to their pediatricians or family practitioners for follow-up care.

Pediatric Primary and Urgent Care. We envision a new model comprising urgent/acute care, primary care and telehealth. We made our entry into the pediatric urgent care service line in early 2021 with the affiliation with an eight-clinic pediatric urgent care practice that provides screening, diagnosis and treatment for a variety of minor non-emergent health issues, working in partnership with community pediatricians. We expanded our presence in 2022 with the affiliation with a 13-clinic pediatric urgent care practice and began the evolution of this model with the opening of our first de novo, fully-branded Pediatrix clinic during 2022.

Newborn Hearing Screening Program. Our affiliated physicians also oversee our newborn hearing screening program. Since we launched this program in 1994, we believe that we have become the largest provider of newborn hearing screening services in the United States. In 2022, we screened over 834,000 babies for potential hearing loss at 380 hospitals across the nation. Over 40 states either require newborns to be screened for potential hearing loss before being discharged from the hospital or require that parents be offered the opportunity to submit their newborns to hearing screens. We contract or coordinate with hospitals to provide newborn hearing screening services.

Clinical Research, Education, Quality and Safety

As part of our ongoing commitment to improving patient care through evidence-based medicine, we also conduct clinical research, monitor clinical outcomes and implement clinical quality initiatives with a view to improving patient outcomes, shortening the length of hospital stays and reducing long-term health system costs. Our physician-centric approach to clinical research and continuous quality improvement has demonstrated improvements in clinical outcomes, while reducing the costs of care associated with complications as well as

variability in protocols. We provide extensive continuing medical education and continuing nursing education to our affiliated clinicians in an effort to ensure that they have access to current treatment methodologies, national best practices and evidence-based guidelines. We believe that referring and collaborating physicians, hospitals, third-party payors and patients all benefit from our clinical research, education, quality and safety initiatives.

DEMAND FOR OUR SERVICES

Hospital-Based Care. Hospitals generally must provide cost-effective, quality care in order to enhance their reputations within their communities and desirability to patients, referring and collaborating physicians and third-party payors. In an effort to improve outcomes and manage costs, hospitals typically employ or contract with physician specialists to provide specialized care in many hospital-based units or settings. Hospitals traditionally staff these units or settings through affiliations with local physician groups or independent practitioners. However, management of these units and settings presents significant operational challenges, including variable admissions rates, increased operating costs, complex reimbursement systems and other administrative burdens. As a result, some hospitals choose to contract with physician organizations that have the clinical quality initiatives, information and reimbursement systems and management expertise required to effectively and efficiently operate these units and settings in the current healthcare environment. With continuing shifts to value-based reimbursement models, we anticipate that hospitals will continue to seek out experienced organizations with documented success in improving quality indicators and reducing costs. Demand for hospital-based physician services, including neonatology, is determined by a national market in which qualified physicians with advanced training compete for hospital contracts.

Neonatal Medicine. Of the over 3.6 million births in the United States annually, we estimate that 14%-15% require NICU admission. Numerous institutions conduct research to identify potential causes of premature birth and medical complications that often require NICU admission. Some common contributing factors include the presence of hypertension or diabetes in the mother, lack of prenatal care, complications during pregnancy, drug and alcohol abuse and smoking or poor nutritional habits during pregnancy. Babies admitted to NICUs typically have an illness or condition that requires the care of a neonatologist. Babies who are born prematurely or have a low birth weight often require neonatal intensive care services because of an increased risk for medical complications. We believe obstetricians generally prefer to perform deliveries at hospitals that provide a full complement of labor and delivery services, including a NICU staffed by board-certified, or eligible-to-apply-for-certification, neonatologists. Because obstetrics is a significant source of hospital admissions, hospital administrators have responded to these demands by establishing NICUs and contracting with independent neonatology group practices, such as our affiliated professional contractors, to staff and manage these units. As a result, NICUs within the United States tend to be concentrated in hospitals with higher volumes of births. There are approximately 6,350 board-certified neonatologists in the United States.

Maternal-Fetal Medicine. Expectant mothers with pregnancy complications often seek or are referred by their obstetricians to maternal-fetal medicine subspecialists. These subspecialists provide inpatient and office-based care to women with conditions such as diabetes, heart disease, hypertension, multiple gestation, recurrent miscarriage, family history of genetic diseases, suspected fetal birth defects and other complications during their pregnancies. We believe that improved maternal-fetal care has a positive impact on neonatal outcomes. Data on neonatal outcomes demonstrates that, in general, the likelihood of mortality or an adverse condition or outcome (referred to as “morbidity”) is reduced the longer a baby remains in the womb. There are approximately 2,650 board-certified maternal-fetal medicine subspecialists in the United States.

Pediatric Cardiology Medicine. Pediatric cardiologists provide inpatient and office-based cardiology care of the fetus, infant, child, and adolescent with congenital heart defects and acquired heart disease, as well as providing care to adults with congenital heart defects. We estimate that approximately one in every 145 babies is born with some form of heart defect. With advancements in care, there are approximately 1.4 million adults in the United States today living with congenital heart disease. There are approximately 3,300 board-certified pediatric cardiologists in the United States.

Pediatric Primary and Urgent Care. Pediatric urgent care practices provide screening, diagnosis and treatment for a variety of minor non-emergent health issues, working in partnership with community pediatricians. We are pursuing an enhanced model comprising urgent/acute care, primary care and telehealth where patient services offered in the traditional pediatric urgent care clinic are expanded to include the full pediatric continuum of care, including subspecialty services and primary care services with an integrative approach to pediatric health, general and developmental pediatrics for high-risk newborns, complementary prenatal services with a focus on patient education and wellness, behavioral health and chronic pediatric diseases. We believe this setting provides a valuable alternative to crowded emergency rooms and traditional pediatric office settings when it comes to non-life-threatening minor illnesses or injuries as well as annual check-up, immunizations and routine health screenings.

Other Pediatric Subspecialty Medicine. Other areas of pediatric subspecialty medicine are closely associated with maternal-fetal-newborn medical care. For example, pediatric intensivists are subspecialists who care for critically ill or injured children and adolescents in PICUs. There are approximately 2,800 board-certified pediatric intensivists in the United States. As another example, pediatric hospitalists are pediatricians who provide care in many hospital areas, including labor and delivery and the newborn nursery. In addition, pediatric surgeons provide specialized care for patients ranging from newborns to adolescents, for all problems or conditions affecting children that require surgical intervention, and often have particular expertise in the areas of neonatal, prenatal, trauma, and pediatric oncology. There are approximately 1,070 board-certified pediatric surgeons in the United States. Pediatric urologists are specialized pediatric surgeons who diagnose, treat and manage children's urinary and genital problems. There are approximately 400 board-certified pediatric urologists in the United States.

Physician Practice Administration. Administrative demands and cost containment pressures from a number of sources, principally commercial and government payors, make it increasingly difficult for physicians to effectively manage patient care, remain current on the latest procedures and efficiently administer non-clinical activities. As a result, we believe that physicians remain receptive to being affiliated with larger organizations that reduce administrative burdens, achieve economies of scale and provide value-added clinical research, education and quality initiatives. By relieving many of the burdens associated with the management of a subspecialty group practice, we believe that our practice administration services permit our affiliated physicians to focus on providing quality patient care and thereby contribute to improving patient outcomes, ensuring appropriate length of hospital stays and reducing long-term health system costs. In addition, our national network of affiliated physician practices, modeled around a traditional group practice structure, is managed by a non-clinical professional management team with proven abilities to achieve significant operating efficiencies in providing administrative support systems, interacting with physicians, hospitals and third-party payors, managing information systems and technologies, and complying with applicable laws, rules and regulations.

OUR BUSINESS STRATEGY

Our business objective is to enhance our position as a leading provider of physician and other complementary healthcare services. The key elements of our strategy to achieve this objective are:

- ***Build Upon Core Competencies.*** We have developed significant administrative expertise relating to our practice physician services. We have also facilitated the development of a clinical approach to the practice of medicine among our affiliated physicians through clinical data warehouses that include research, education and quality initiatives intended to advance the practice of medicine and care, improve the quality of care provided to our patients and reduce long-term health system costs. Analysis of the data within our clinical data warehouses across our neonatology and other pediatric subspecialty services allows us to provide feedback to our physicians and hospital partners and to develop and implement best practices, all with the goal of improving outcomes, creating efficiencies and ensuring patient satisfaction. As healthcare organizations are expected to increasingly be held accountable for the quality and cost of the care they provide, we believe that our ability to capture this data within our clinical data warehouses adds value to our patients and our hospital and physician partners.

- ***Utilize Enhanced Technology Solutions.*** We have introduced several technology-enabled solutions that we believe will improve the efficiency of the work our affiliated physicians do each day. These include a more streamlined charge capture system, a cloud-based image access and storage solution, continued development of our cloud-based neonatology-specific notes system and upgrades to our office-based practices electronic health record system that are designed to be better for our physicians and improve the patient-facing portal for our patients and their families. We plan to continue to find ways to supply real time data to our affiliated physician practices so that they can see, and more importantly manage, patient volumes.
- ***Promote Same-Unit and Organic Growth.*** We seek opportunities for increasing revenue from our hospital- and office-based operations. For example, our affiliated hospital-based neonatal, maternal-fetal and other pediatric physicians are well situated to, and, in some cases, provide physician services in other departments, such as pediatric emergency rooms, newborn nurseries, or in situations where immediate accessibility to specialized obstetric and pediatric care may be critical. Our hospital-based and office-based physicians continue to pursue an organic growth strategy that involves working with our hospital partners to develop integrated service programs for which we become a provider of solutions across the maternal-fetal, newborn, pediatric continuum of care. An integrated program results in a broader offering of care across our specialties and permits the extension of our service lines in our markets. We have successfully executed this organic growth strategy and market partnership in many metropolitan areas and intend to continue this growth initiative in the future. In addition, we may pursue new contractual arrangements with hospitals, including possibly through joint ventures, either where we currently provide or do not currently provide physician services.

Additionally, with the goal of further expanding our organic growth, our national sales team pursues opportunities across our service lines by employing a targeting strategy with a specific focus and prioritization. This sales team works with existing hospital and other healthcare partners and also focuses on building new relationships with hospitals and other service providers to which we do not currently provide services in order to offer clinical and other solutions and respond to requests for proposals. Our growth teams are managed under one collaborative group that addresses acquisition and organic growth opportunities with the shared goal of Pediatrix being viewed by hospitals and other partners as a multi-specialty health solutions partner across all of its women's health and pediatrics service lines. The growth team partners with the operational leadership across each of our medical groups to execute our overall growth strategy.

- ***Adaptation and Expansion of Telehealth.*** Our telehealth programs offer the latest in telemedicine, which is the use of telecommunication and information technology in order to provide clinical healthcare at a distance. Even before the COVID-19 pandemic, we had focused on expanding our services in telemedicine as we have long expected that many pediatric subspecialties, as well as maternal-fetal medicine, will benefit in the future from having a robust platform in telemedicine. Telemedicine services are well documented as high quality, safe and efficient means of expanding physician services into metropolitan and rural communities. We have expanded our services to provide these remote programs to our hospital partners. We believe telehealth reduces overall healthcare spending, improves access to quality care and facilitates collaboration with specialists while improving patient engagement and satisfaction.
- ***Acquire Physician Practice Groups.*** We continue to seek to expand our operations by acquiring established physician practices in our core physician specialties and pursuing complementary pediatric subspecialty physician groups outside of our core specialties when appropriate. During 2022, we added two physician practices consisting of one multi-location pediatric and urgent care practice and one pediatric gastroenterology practice.
- ***Expand Pediatric Primary and Urgent Care.*** We are in the early stages of building our presence in children's primary and urgent care. We believe that providing pediatric primary and urgent care in patient friendly, dedicated clinics will allow us to give patients easier access to the specialists across

our organization when they need it and will also help strengthen our relationships with the communities where we provide services, and with our hospital partners. We believe that the combination of our pediatrician populations, hospital relationships and partnerships, a large and growing base of vital patient relationships, and market managerial support, make us well-positioned to grow in this area through de novo development and acquisitions that we can integrate into our strategic growth.

To facilitate this growth, we made an investment in a technology platform entity to provide access to scalable internal controls and patient facing technology, systems and protocols, that would otherwise take us years to create. These technology systems and their operating platform give patients and their parents a seamless experience when they visit. The technology also provides remote connectivity to clinicians through a user friendly remote mobile app, so parents always have a resource at their fingertips.

With our current geography of existing services, we believe there is an opportunity for us to expand our growth in this area with a meaningful number of primary and urgent care clinics across our footprint over the next several years.

- ***Strengthen and Broaden Relationships With Our Partners.*** By managing many of the operational challenges associated with physician practices, encouraging clinical research, education, quality, and safety initiatives, and promoting timely intervention by our physicians, we believe that our business model is focused on improving the quality of care delivered to patients, promoting the appropriate length of their hospital stays and optimizing efficient use of health system resources. We believe that referring and collaborating physicians, hospitals, third-party payors and patients all benefit to the extent that we are successful in implementing our business model. In addition, we plan to continue to concentrate efforts in becoming more responsive and proactive in broadening our existing hospital relationships to expand the scope of services that we provide across all specialties. We focus our efforts in this area using a market-based approach and in each geographic area where we operate, we consider how we can expand our existing hospital and health system relationships and form new ones. We believe this is critical as hospitals and health systems seek to expand their service offerings and as the broader healthcare market seeks new solutions to operate more efficiently.

We also believe one of the greatest predictors of success in our partnerships at the hospital and health system level is a high degree of strategic alignment between our clinical leaders and our partners. This requires our clinicians to hone a skill set beyond just the practice of medicine. To this end, we have relaunched our Clinical Leadership Development Program where our affiliated clinicians from across the organization will participate virtually and in person in a variety of leadership workshops to provide them with the best tools to foster positive productive relationships with our valued partners.

CLINICAL RESEARCH, EDUCATION, QUALITY AND SAFETY

As part of our patient focus and ongoing commitment to improving patient care through evidence-based medicine, we engage in clinical research, continuous quality improvement, safety and education initiatives. Our goal is to discover, understand and teach healthcare practices that enhance the abilities of clinicians to deliver quality care, thereby contributing to better patient outcomes and reduced long-term health care costs. These initiatives benefit our patients, clinicians, referring and collaborating physicians, hospital partners and third-party payors. Our goal is to enhance the value of our services, attract new and retain high-quality clinicians, improve clinical operations and enhance practice communication.

- ***Clinical Research.*** We conduct clinical research to discover ways to improve clinical care for our patients. We share our discoveries throughout the medical community by publishing our observations in peer-reviewed medical journals. To help facilitate and support research efforts, Pediatrix has a Research Advisory Committee (“RAC”). The goal of the RAC is to design, implement and maintain a program for clinical research oversight and support that enables our practices to conduct research that is safe, effective, financially viable and legally compliant. The RAC’s multi-disciplinary approach

involves the collaboration of both clinical and business professionals, including finance, legal and compliance. With participating clinicians located throughout the country, the RAC supports a comprehensive scope of research efforts. This nationwide perspective allows us to better anticipate future needs and opportunities.

- ***Quality and Safety.*** Through the leadership of our affiliated clinicians, we have cultivated a culture of continuous quality improvement and safety, which is the cornerstone of our success and helps us to fulfill our mission. Our team of clinical experts leads and provides oversight of national quality and safety programs across various specialties and subspecialties.
- ***Continuous Quality Improvement (“CQI”).*** CQI initiatives are important for our clinicians. We provide our clinicians with the opportunity to collaborate and share best practices and facilitate access to valuable information, resources, and professional development tools. Our affiliated clinicians can identify areas for improvement, and then systematically monitor, study, learn, and implement change. Complex initiatives are derived and based on our long-standing CQI efforts, such as our 100,000 Babies Campaign, our value-based care initiatives, and various clinical quality collaboratives. Our quality metrics include standard clinical outcome reporting, trend analysis and threshold performance, which are provided to our affiliated clinicians.
- ***Patient Safety Organization (“PSO”).*** We have a federally-listed PSO, the mission of which is to improve the quality and safety of care rendered by our clinical providers through the collection and analysis of quality data. As a federally-listed PSO, our mission to improve the safety of care rendered is supported by the dissemination of best practices information and implementation of patient safety programs. We endorse High Reliability Organization (“HRO”) concepts to provide “Just Culture” training to our clinicians. The approach has been customized to meet our affiliated physician practices’ needs and is based on principles outlined by the Agency for Healthcare Research and Quality (“AHRQ”), Institute for Healthcare Improvement, National Patient Safety Foundation and Team STEPPS, the teamwork system developed by the AHRQ and the Department of Defense.
- ***Education.*** We provide continuing medical and nursing education to our affiliated clinicians to ensure that they have access to current treatment methodologies, national best practices, and evidence-based guidelines. The Pediatrix Center for Research, Education, Quality and Safety is accredited by the Accreditation Council for Continuing Medical Education and accredited by the American Nurses Credentialing Center’s Commission on Accreditation. As an accredited provider of continuing medical and nursing education, we offer a variety of live and online educational credit opportunities that can be accessed on demand by our providers and are in synergy with latest research publications and healthcare industry standards. We are continually expanding our learning materials to new subspecialties. In addition, each year, thousands of healthcare providers worldwide take advantage of educational programs hosted by Pediatrix. We believe that the number of clinicians both nationally and internationally who participate in these activities is evidence of the depth and breadth of our clinical expertise and position as an industry leader.
- ***Innovation.*** We believe collaborative innovation is a pathway towards excellence in research, education, quality and safety. Because of the critical role innovation plays, our team strives to integrate the latest technological advances, artificial or augmented intelligence, genomics and mobile applications into everyday care. Tele- and mobile health, virtual reality, point-of-care diagnostics and advanced data analytics are currently shaping the future of medicine. Our team is actively engaged in integrating the latest innovations that can optimize clinical care delivery and augment our clinical research initiatives with the goal of further optimizing patient outcomes.

We believe that these initiatives have been enhanced by our integrated national presence together with our clinical and management information systems, which are an integral component of our clinical research and education activities. See “Our Information Systems.”

OUR INFORMATION SYSTEMS

We maintain several information systems that support our day-to-day operations, ongoing clinical initiatives and business analysis.

- **BabySteps®.** Over the past year we completed the transition from the original BabySteps to our new, modernized BabySteps Cloud platform. BabySteps Cloud is a clinical electronic documentation system used by our affiliated neonatal physicians and other clinicians to record clinical progress notes and certain laboratory reports and provides a decision tree to assist them in certain situations with the selection of appropriate billing codes.
- **Clinical Data Warehouse.** BabySteps Cloud enables our affiliated practices to capture a consistent set of clinical information about the patients we treat. We de-identify and transfer data from the clinical documentation that resides in BabySteps to our “clinical data warehouse” that since inception has accumulated clinical information on more than 1.8 million patients and over 32 million patient days. With comprehensive reporting tools, our physicians can use this information to benchmark outcomes, enhance clinical decision-making and advance best practices at the bedside. Using a variety of clinical performance markers, our de-identified data warehouse also helps us track medication and procedure interactions, link treatments to outcomes and identify opportunities to enhance patient outcomes.
- **Nextgen®.** We have licensed the Nextgen Electronic Health Record (“EHR”) and Electronic Patient Management (“EPM”), an integrated product line for our affiliated office-based physicians and other clinicians to record patient clinical documentation and manage the full revenue cycle. This product line provides additional benefits to our office-based practices, including clinical decision trees to assist physicians with the selection of compliant billing codes, promotion of consistent documentation, patient engagement tools, and data for research and education. We are continuing the process of implementing the NextGen EHR and EPM throughout our office-based practices.
- **pMD Charge Capture.** Our electronic charge capture system is used to appropriately code and bill for pediatric intensive care clinicians, hospitalists and other hospital providers. We also use administrative data derived from this system to drive quality assurance and quality improvement programs.

Our management information systems are also an integral element of the billing and reimbursement process. We maintain systems that provide for electronic data interchange with payors that accept electronic submissions, including electronic claims submission, insurance benefits verification and claims processing and remittance advice, which enable us to track numerous and diverse third-party payor relationships and payment methods. Our information systems provide scalability and flexibility as payor groups upgrade their payment and reimbursement systems. We continually seek improvements to our systems to expedite the overall process, streamline information gathering from our clinical systems and improve efficiencies in the reimbursement process.

We maintain additional information systems designed to improve operating efficiencies of our affiliated practice groups, reduce physicians’ paperwork requirements and facilitate interaction among our affiliated physicians and their colleagues regarding patient care issues. Following the acquisition of a physician practice group, we implement systematic procedures to improve the acquired group’s operating and financial performance. One of our first steps is to convert a newly acquired group to our broad-based management information system. We also maintain a database management system to assist our business development and recruiting departments to identify potential practice group acquisitions and physician candidates.

PHYSICIAN PRACTICE GROUP ADMINISTRATION

We provide multiple administrative services to support the practice of medicine by our affiliated physicians and strive to improve operating efficiencies of our affiliated practice groups.

- **Unit Management.** A senior physician practicing medicine in each physician specialty or subspecialty practice that we manage acts as the medical director for that practice. Each medical director is

responsible for the overall management of his or her practice, including staffing and scheduling, quality of care, professional discipline, utilization review, coordinating physician recruitment and monitoring of the financial success within the practice. Medical directors also serve as a liaison with hospital administration, other physicians and the community.

- **Staffing and Scheduling.** We assist with staffing and scheduling physicians and advanced practice nurses within the units and practices that we manage. For example, each NICU is staffed by at least one specialist on site or available on call. We are responsible for managing and coordinating the process for the salaries and benefits paid and provided to our affiliated physicians and practitioners. In addition, we employ, compensate and manage all non-medical personnel for our affiliated physician groups.
- **Recruiting and Credentialing.** We have significant experience in locating, qualifying, recruiting and retaining experienced physicians. We maintain an extensive nationwide database of neonatologists, maternal-fetal medicine physicians, and other pediatric subspecialty physicians. Our medical directors and physician leaders play a central role in the recruiting and interviewing process before candidates are introduced to other practice group physicians and hospital administrators. We verify the credentials, licenses and references of all prospective affiliated physician candidates. In addition to our database of physicians, we recruit nationally through trade advertising, referrals from our affiliated physicians and attendance at conferences.
- **Billing, Collection and Reimbursement.** We assume responsibility for assisting our affiliated physicians with contracting with third-party payors. We are responsible for billing, collection and reimbursement for services rendered by our affiliated physicians. In all instances, however, we do not assume responsibility for charges relating to services provided by hospitals or other physicians with whom we collaborate. Such charges are separately billed and collected by the hospitals or other physicians. We provide our affiliated physicians and other clinicians with a training curriculum that emphasizes detailed documentation of and compliant coding protocols for all procedures performed and services provided, and we provide comprehensive internal auditing processes, all of which are designed to achieve compliant coding, billing and collection of revenue for physician services. Generally, our billing and collection operations are conducted through our arrangement with a third party revenue cycle management provider.
- **Risk Management.** We maintain a risk management program focused on reducing risk, including the identification and communication of potential risk areas to our medical affairs staff. We maintain professional liability coverage for our national group of affiliated healthcare professionals. Through our risk management and medical affairs staff, we conduct risk management programs for loss prevention and early intervention in order to prevent or minimize professional liability claims.
- **Compliance.** We provide a multi-faceted compliance program that is designed to assist our affiliated practice groups in understanding and complying with the increasingly complex laws, rules and regulations that govern the provision of healthcare services.
- **Other Services.** We also provide management information systems, facilities management, legal support, marketing support and other services to our affiliated physicians and affiliated practice groups.

RELATIONSHIPS WITH OUR PARTNERS

Our business model, which has been influenced by the direct contact and daily interaction that our affiliated physicians have with their patients, emphasizes a patient-focused clinical approach that addresses the needs of our various “partners,” including hospitals, third-party payors, referring and collaborating physicians, affiliated physicians and, most importantly, our patients.

Hospitals and Other Customers

Our relationships with our hospital partners and other customers are critical to our operations. Hospitals control access to their units and operating rooms through the awarding of contracts and hospital privileges. We

have been retained by approximately 420 hospitals to staff and manage clinical activities within specific hospital-based units and other departments. Our affiliated physicians are important components of obstetric, pediatric and surgical services provided at hospitals. Our hospital-based focus enhances our relationships with hospitals and creates opportunities for our affiliated physicians to provide patient care in other areas of the hospital. For example, our physicians may provide care in emergency rooms, nurseries, intensive care units and other departments where access to specialized obstetric and pediatric care may be critical. Our hospital partners benefit from our expertise in managing critical care units and other settings staffed with physician specialists, including managing variable admission rates, operating costs, complex reimbursement systems and other administrative burdens. We work with our hospital partners to enhance their reputation and market our services to referring physicians within the communities served by those hospitals. In addition, our affiliated physicians work with our hospital partners to develop integrated services programs for solutions within the services we provide. Integrated programs provide our hospital partners and us with incremental growth and result in a broader spectrum of care across our specialties and permit us to extend our patient service lines into our existing markets. Our relationships with our hospital partners are continually evolving with the goal of being viewed by them as a solutions provider across all of our specialties.

Under our contracts with hospitals, we have the responsibility to manage, in many cases exclusively, the provision of physician services for hospital-based units, such as NICUs, and other hospital settings. We typically are responsible for billing patients and third-party payors for services rendered by our affiliated physicians separately from other related charges billed by the hospital or other physicians to the same payors. Some of our hospital contracts require hospitals to pay us administrative fees. Some contracts provide for fees if the hospital does not generate sufficient patient volume in order to guarantee that we receive a specified minimum revenue level. We also receive fees from hospitals for administrative services performed by our affiliated physicians providing medical director services at the hospital. Administrative fees accounted for approximately 13% of our net revenue during 2022. Some of our contracts with hospitals require us to indemnify them and their affiliates for losses resulting from the negligence of our affiliated physicians. Our hospital contracts typically have terms of one to three years which can be terminated without cause by either party upon prior written notice, and renew automatically for additional terms of one to three years unless terminated early by any party. While we have in most cases been able to renew these arrangements, hospitals may cancel or not renew our arrangements, or reduce or eliminate our administrative fees in the future.

Third-Party Payors

Our relationships with government-sponsored or funded healthcare programs (“GHC Programs”), including Medicaid, and with managed care organizations and commercial health insurance payors are vital to our business. We seek to maintain professional working relationships with our third-party payors, streamline the administrative process of billing and collection, and assist our patients and their families in understanding their health insurance coverage and any balances due for co-payments, co-insurance, deductibles or benefit limitations. In addition, through our quality initiatives and continuing research and education efforts, we have sought to enhance clinical care provided to patients, which we believe benefits third-party payors by contributing to improved patient outcomes and reduced long-term health system costs.

We receive compensation for professional services provided by our affiliated physicians to patients based upon rates for specific services provided, principally from third-party payors. Our billed charges are substantially the same for all parties in a particular geographic area, regardless of the party responsible for paying the bill for our services, but the payments we receive vary among payors. A significant portion of our net revenue is received from GHC Programs, principally state Medicaid programs.

Medicaid programs, which are jointly funded by the federal government and state governments, pay for medical and health-related services for certain categories of individuals and families generally who have low incomes or disabilities. Medicaid programs can be either standard fee-for-service payment programs or managed care programs in which states have contracted with health insurance companies to run local or state-wide health

plans with features similar to health maintenance organizations. Our compensation rates under standard fee-for-service Medicaid programs are established by state governments and are not negotiated. Although Medicaid rates vary across the states, these rates are generally much lower in comparison to private-sector health plan rates. Rates under Medicaid managed care programs typically are negotiated but are also generally much lower in comparison to private-sector health plan rates.

The Affordable Care Act (“ACA”) allows states to expand their Medicaid programs to enroll more individuals through federal payments that fund most of the cost of increasing the Medicaid eligibility income limit from a state’s historical eligibility levels to 133% of the federal poverty level. As of December 31, 2022, 39 states and the District of Columbia have expanded Medicaid eligibility to cover this additional low-income patient population (including states that have adopted but not yet implemented expansion and those that are using an alternative approach to eligibility expansion) and other states are considering such expansion. All of the states in which we operate, however, already cover children in the first year of life and pregnant women if their household income is at or below 133% of the federal poverty level, and some states offer expanded coverage, with state eligibility thresholds that may range from 133% to 400% of the federal poverty level based on a combination of federal mandates and voluntary state expansions. In light of changes to the ACA, some of these states may eliminate, reduce or otherwise modify expanded enrollment eligibility. See Item 1A. Risk Factors — “State budgetary constraints and the uncertainty over the future Medicaid expansion could have an adverse effect on our reimbursement from Medicaid programs” and “Potential healthcare reform efforts may have a significant effect on our business.”

In order to participate in GHC Programs, we and our affiliated practices must comply with stringent and often complex standards, including enrollment and reimbursement requirements. Different states also impose varying standards for their Medicaid programs. See “Government Regulation—Government Regulatory Requirements.”

We also receive compensation pursuant to contracts with commercial payors that offer a wide variety of health insurance products, such as health maintenance organizations, preferred provider organizations and exclusive provider organizations that are subject to various state laws and regulations, as well as employer-sponsored coverage subject to federal Employee Retirement Income Security Act (“ERISA”) requirements. We seek to secure mutually agreeable contracts with payors that enable our affiliated physicians to be listed as in-network participants within the payors’ provider networks. We generally contract with commercial payors through our affiliated professional contractors. Subject to applicable laws, rules and regulations, the terms, conditions and compensation rates of our contracts with commercial third-party payors are negotiated and often vary across markets and among payors. In some cases, we contract with organizations that establish and maintain provider networks and then rent or lease such networks to the actual payor. Our contracts with commercial payors typically provide for discounted fee-for-service arrangements. Our contracts with commercial payors typically also grant each party the right to terminate the contracts without cause upon prior written notice and various notice periods.

If we do not have a contractual relationship with a health insurance payor, we generally bill the payor our full billed charges. If payment is less than billed charges, we bill the balance to the patient, subject to federal and state laws regulating such billing, which Congress or states may continue to enact. See Item 1A. Risk Factors — “Congress or states have, and may continue to, enact laws restricting the amount out-of-network providers of services can charge and recover for such services.” In addition, these contracts generally give commercial payors the right to audit our billings and related reimbursements for professional and other services provided by or through our affiliated physicians.

Although we maintain standard billing and collections procedures with appropriate discounts for prompt payment, we also provide discounts in certain hardship situations where patients and their families do not have financial resources necessary to pay the amount due for services rendered. Any amounts written-off are based on the specific facts and circumstances related to each individual patient account.

Referring and Collaborating Physicians

Our relationships with our referring and collaborating physicians are critical to our success. Our affiliated physicians seek to establish and maintain professional relationships with referring physicians in the communities where they practice. Because patient volumes in our NICUs are based in part on referrals from other physicians, particularly obstetricians, it is important that we are responsive to the needs of referring physicians in the communities in which we operate. We believe that our community presence, through our hospital coverage and outpatient clinics, assists referring obstetricians, office-based pediatricians and family physicians with their practices. Our affiliated physicians are able to provide comprehensive maternal-fetal, newborn and pediatric subspecialty care to patients using the latest advances in methodologies, supporting the local referring physician community with 24-hours-a-day, seven-days-a-week on-site or on-call coverage.

Affiliated Physicians and Practice Groups

Our relationships with our affiliated physicians are important. Our affiliated physicians are organized in traditional practice group structures. In accordance with applicable state laws, our affiliated practice groups are responsible for the provision of medical care to patients. Our affiliated practice groups are separate legal entities organized under state law as business corporations or professional associations, professional corporations, limited liability companies and partnerships, which we sometimes refer to as our “affiliated professional contractors”. Each of our affiliated professional contractors is owned by a licensed physician affiliated with the Company through employment or another contractual relationship. Our national infrastructure enables more effective and efficient sharing of new discoveries and clinical outcomes data, including best demonstrated processes, access to our sophisticated information systems, clinical research and education.

Our business corporations and affiliated professional contractors employ or contract with physicians to provide clinical services in certain states. In most of our affiliated practice groups, each physician has entered into an employment agreement with us or one of our affiliated professional contractors providing for a base salary and incentive bonus eligibility and typically having a term of three to five years. We are typically responsible for billing patients and third-party payors on behalf of our affiliated professional contractors for services rendered by our affiliated physicians and, with respect to services provided in a hospital, separately from other charges billed by hospitals to the same payors. Each physician must hold a valid license to practice medicine in the state in which they provide patient care and must become a member of the medical staff, with appropriate clinical privileges, at each hospital at which they practice. Substantially all the physicians employed by us or our affiliated professional contractors have agreed not to compete within a specified geographic area during employment and for a certain period after termination of employment. Although we believe that the non-competition covenants of our affiliated physicians are reasonable in scope and duration and therefore generally enforceable under applicable state laws, we cannot predict whether a court or arbitration panel would enforce these covenants in any particular case. Our hospital contracts also typically require that we and the physicians performing services maintain minimum levels of professional and general liability insurance. We negotiate those policies and contract and pay the premiums for such insurance on behalf of the physicians.

Each of our affiliated professional contractors has entered into a comprehensive management agreement with a subsidiary of Pediatrix as the manager. Under the terms of these management agreements, and subject to state laws and other regulations, the manager is typically paid for its services based on the performance of the applicable practice group. See “Government Regulation—Fee Splitting; Corporate Practice of Medicine.”

COMPETITION

The physician services industry is highly fragmented. Competition in our business is generally based upon a number of factors, including reputation, experience and level of care and our affiliated physicians’ ability to provide cost-effective, quality clinical care. The nature of competition for our hospital-based practices differs significantly from competition for our office-based practices. Our hospital-based practices compete nationally

with other health services companies and physician groups for hospital contracts and qualified physicians. In some instances, our hospital-based physicians also compete on a regional or local basis. For example, our neonatologists compete for referrals from local physicians and transports from surrounding hospitals. Our office-based practices, such as maternal-fetal medicine and pediatric cardiology, compete for patients with office-based practices in those subspecialties.

Hospitals control access to their NICUs and operating rooms by awarding contracts and hospital clinical privileges, and our relationships with our hospital partners are critical to our operations. Because our operations consist primarily of physician services provided within hospital-based units, we compete with others for contracts with hospitals to provide services. We also compete with hospitals themselves to provide such services. Hospitals may employ neonatologists directly or contract with other physician groups to provide services either on an exclusive or non-exclusive basis. A hospital not otherwise competing with us may begin to do so by opening a new NICU or operating facility, expanding the capacity of an existing NICU, adding operating room suites or, in the case of neonatal services, upgrading the level of its existing NICU. If the hospital chooses to do so, it may award the contract to operate the relevant facility to a competing group or company from within or outside the surrounding community. Our contracts with hospitals generally provide that they may be terminated without cause upon prior written notice.

The healthcare industry is highly competitive. Companies in other segments of the industry as well as healthcare-focused and other private equity firms, some of which have financial and other resources greater than ours, may become competitors in providing neonatal, maternal-fetal and other pediatric subspecialty care.

GOVERNMENT REGULATION

The healthcare industry is governed by a framework of federal and state laws, rules and regulations that are extensive and complex and for which, in many cases, the industry has the benefit of only limited judicial and regulatory interpretation. The resources and costs required to comply with these laws, rules and regulations are high. If we or one of our affiliated practice groups or service businesses is found to have violated these laws, rules or regulations, our business, financial condition and results of operations could be materially, adversely affected. The ACA made numerous changes that have reshaped the United States healthcare delivery system. Further healthcare reform continues to attract significant legislative and administrative interest, legal challenges, regulatory and compliance requirements, new approaches and public attention that create uncertainty and the potential for additional changes. Healthcare reform implementation, additional legislation or regulations, and other changes in government policy or regulation may affect our reimbursement, restrict our existing operations, limit the expansion of our business or impose additional compliance requirements and costs, any of which could have a material adverse effect on our business, financial condition, results of operations, cash flows and the trading price of our securities. See Item 1A. Risk Factors — “Potential healthcare reform efforts may have a significant effect on our business.” Additional changes at the state level, including changes in Medicaid Program administration, eligibility and coverage, as well as changes in the regulatory framework governing the provision of telemedicine services, and other legal developments, could have a material adverse effect on our business, financial condition, results of operations, cash flows and the trading price of our securities.

Licensing and Certification

Each state imposes licensing requirements on individual physicians and clinical professionals, and on facilities operated or utilized by healthcare companies like us. Many states require regulatory approval, including certificates of need, before establishing certain types of healthcare facilities, offering certain services or expending amounts in excess of statutory thresholds for healthcare equipment, facilities or programs. We and our affiliated physicians are also required to meet applicable Medicare supplier requirements under federal laws, rules and regulations and Medicaid provider requirements under federal and state laws, rules and regulations.

Fee Splitting; Corporate Practice of Medicine

Many states have laws that prohibit business corporations, such as Pediatrix, from practicing medicine, employing physicians to practice medicine, exercising control over medical decisions by physicians, or engaging in certain arrangements, such as fee splitting, with physicians. In light of these restrictions, we operate by maintaining long-term management contracts through our subsidiaries with affiliated professional contractors, which employ or contract with physicians to provide professional medical services. Under these arrangements, our manager subsidiaries perform only non-medical administrative services, do not represent that they offer medical services and do not exercise influence or control over the practice of medicine by the physicians and other licensed health professionals employed by the affiliated professional contractors. In states where fee splitting with a business corporation or manager is prohibited, the fees that are received from the affiliated professional contractors have been established on a basis that we believe complies with applicable laws, including that the management fee we receive is within fair market value for the services that we provide. Although the relevant laws in these states have been subject to limited judicial and regulatory interpretation, we believe that we are in compliance with applicable state laws in relation to the corporate practice of medicine and fee splitting. However, regulatory authorities or other parties, including our affiliated physicians, may assert that, despite these arrangements, we or our manager subsidiaries are engaged in the corporate practice of medicine or that the contractual arrangements with the affiliated professional contractors constitute unlawful fee splitting, in which case we or our affiliated physicians could be subject to administrative, civil or criminal remedies or penalties, the contracts could be found to be legally invalid and unenforceable, in whole or in part, or we could be required to restructure our contractual arrangements with our affiliated professional contractors.

Fraud and Abuse Provisions

Existing federal laws, as well as similar state laws, governing Medicare, Medicaid, other GHC Programs and other non-governmental arrangements and interactions, impose a variety of fraud and abuse prohibitions on healthcare companies like us. These laws are interpreted broadly and enforced aggressively by multiple government agencies, including the Office of Inspector General of the Department of Health and Human Services (“OIG”), the Department of Justice (“DOJ”), Centers for Medicare and Medicaid Service (“CMS”), and various state agencies.

Federal and state fraud and abuse laws apply to and affect our financial relationships and other ordinary and common business interactions with hospitals, referring physicians and other healthcare entities. In particular, the federal anti-kickback statute makes it a crime to knowingly and willfully solicit, receive, offer, or pay any remuneration, in cash or in kind, directly or indirectly, in return for either referring items or services for which payment may be made in whole or in part by a GHC Program or purchasing, leasing, ordering, or arranging for or recommending the purchase, lease, or ordering of any service or item for which payment may be made in whole or in part by a GHC Program. In addition, the federal physician self-referral law, commonly known as the “Stark Law,” is a strict liability statute that prohibits a physician from making a referral to an entity for certain “designated health services” payable by Medicare if the physician, or an immediate family member of the physician, has a financial relationship with that entity, unless an exception applies. The entity is further prohibited from billing the Medicare program for designated health services furnished pursuant to a prohibited referral. Further, the Stark Law, through the addition of section 1903(s) to the Social Security Act, prohibits the federal government from making federal financial participation payments to state Medicaid programs for designated health services furnished as a result of a referral that would violate the Stark Law if Medicare “covered the service to the same extent and under the same conditions” as the state Medicaid Program. The DOJ and several state agencies have successfully argued that Section 1903(s) expands the Stark Law to Medicaid-covered claims, even absent a separate state self-referral law prohibiting the same conduct. These laws have been broadly interpreted by federal courts and agencies, and potentially subject many healthcare business arrangements to government investigation, enforcement and prosecution, which can be costly and time consuming, even if the business is ultimately found not to be in violation of any applicable law. Additionally,

many of the states in which we operate also have similar anti-kickback and self-referral laws that apply to our government and non-government business, including in some cases, to patient self-pay services.

Violations of these laws are punishable by substantial penalties and other remedies, including monetary fines, civil penalties, administrative remedies, criminal sanctions (in the case of the federal anti-kickback statute and certain state anti-kickback laws), exclusion from participation in GHC Programs and forfeiture of amounts collected in violation of such laws. The government may also assert that a claim to a GHC Program for covered items or services resulting from a violation of the federal anti-kickback statute constitutes a false or fraudulent claim for purposes of the federal civil False Claims Act (“FCA”).

There are a variety of other types of federal and state fraud and abuse laws, including laws authorizing the imposition of criminal, civil and administrative penalties for submitting false or fraudulent claims for reimbursement to GHC Programs. These laws include the federal civil FCA, which prohibits knowingly presenting, or causing to be presented, false claims to GHC Programs, including Medicare, Medicaid, TRICARE (the program for military dependents and retirees), the Federal Employees Health Benefits Program, and insurance plans purchased through the ACA insurance exchanges where payments include federal funds. The FCA also makes the knowing retention of an identified overpayment from a GHC Program a separate basis for FCA liability. Substantial civil fines and treble damages, along with other remedies, including exclusion from GHC Programs, can be imposed for violating the FCA. Furthermore, the FCA does not require that the individual or company that presented or caused to be presented an allegedly false claim have actual knowledge of its falsity. The statute applies where the individual or company acted in “reckless disregard” or in “deliberate ignorance” of the truth or falsity of the claim. The FCA includes “whistleblower” provisions that permit private citizens to sue a claimant on behalf of the government and share in the amounts recovered under the law. In recent years, many cases have been brought against healthcare companies by the government and by “whistleblowers,” which have resulted in judgments and settlements involving substantial payments to the government by the companies involved. The cost to defend against allegations, even when the government declines to intervene, can be substantial.

In addition, the Civil Monetary Penalties Law imposes substantial civil monetary penalties against a person or entity that engages in other prohibited activities, such as presenting or causing to be presented a claim to a GHC Program that the person knows or should know is for an item or service that was not provided as claimed or for a claim that is false or fraudulent, or providing remuneration to a GHC Program beneficiary that the person or entity knows or should know is likely to influence the beneficiary’s selection of a particular provider, practitioner or supplier. Regulators also have the authority to exclude individuals and entities from participation in GHC Programs under the Civil Monetary Penalties Law.

The civil and administrative false claims statutes are being applied in a broad range of circumstances. For example, claims for services that are medically unnecessary or fail to meet applicable coverage standards may, under certain circumstances, violate these statutes. Claims for services that were induced by kickbacks and Stark Law violations may also form the basis for FCA liability. Many of the laws and regulations referenced above can be used in conjunction with each other.

If we or our affiliated professional contractors were excluded from participation in any GHC Programs, not only would we be prohibited from submitting claims for reimbursement under such programs, but we also would be unable to contract with other healthcare providers, such as hospitals, to provide services to them. It could also adversely affect our or our affiliated professional contractors’ ability to contract with, or obtain payment from, non-governmental payors.

Although we intend to conduct our business in compliance with all applicable federal and state fraud and abuse laws, many of the laws, rules and regulations applicable to us, including those relating to billing and those relating to financial relationships with physicians and hospitals, are broadly worded and may be interpreted or applied by prosecutorial, regulatory or judicial authorities in ways that we cannot predict. Accordingly, we

cannot assure you that our arrangements or business practices will not be subject to government scrutiny or be alleged or found to violate applicable fraud and abuse laws. If there is a determination by government authorities that we have not complied with any of these laws, rules and regulations, our business, financial condition and results of operations could be materially, adversely affected. See “Government Investigations.” Additionally, federal and state fraud and abuse laws, rules and regulations are not static and amendments, clarifications, revisions, or other modifications to these laws may occur from time to time. For instance, on December 2, 2020, both CMS and the OIG published final rules substantially modifying the anti-kickback statute, Civil Monetary Penalty Law, and the Stark Law regulations to foster arrangements that would promote care coordination, advance the delivery of value-based care, and protect consumers from harms caused by fraud and abuse. Changes reflected in OIG and CMS’s final rules could affect our operations and may cause us to modify certain arrangements, transactions, or other financial relationships. In addition, CMS and OIG issue advisory opinions in response to requests from industry stakeholders regarding proposed arrangements and whether such arrangements comply with applicable fraud and abuse laws. While advisory opinions are only directly applicable to the requestor of the opinion, these advisory opinions provide notice to healthcare industry participants of the types of conduct that government agencies find to be permissible or impermissible under the applicable laws. OIG also releases special advisory bulletins to put industry stakeholders on notice of the agency’s views on common practices within industry segments that it finds to be violative of the anti-kickback statute, and potentially other laws. These agency advisories, along with publicized litigation and enforcement actions, could cause us to modify certain arrangements, transactions, or other financial relationships, which could affect our operations and impact our financial performance.

Government Regulatory Requirements

In order to participate in the Medicare program and the various state Medicaid programs, we and our affiliated physician practices must comply with stringent and often complex regulatory requirements. Moreover, different states impose varying standards for their Medicaid programs. While our compliance program requires that we and our affiliated physician practices adhere to the laws, rules and regulations applicable to the government programs in which we participate, our failure to comply with these laws, rules and regulations could negatively affect our business, financial condition and results of operations. See “Government Regulation—Fraud and Abuse Provisions,” “Government Regulation—Compliance Program,” “Government Investigations” and “Other Legal Proceedings,” and Item 1A. Risk Factors — “Government-funded programs, private insurers or state laws and regulations may limit, reduce or make retroactive adjustments to reimbursement amounts or rates,” “We may become subject to billing investigations by federal and state government authorities and private insurers” and “The healthcare industry is highly regulated, and government authorities may determine that we have failed to comply with applicable laws, rules or regulations.”

In addition, GHC Programs are subject to statutory and regulatory changes, administrative rulings, interpretations and determinations, manual guidance, requirements for utilization review and new governmental funding restrictions, all of which may materially increase or decrease program payments, as well as affect the cost of providing services and the timing of payments to providers. Moreover, because GHC Programs generally provide for reimbursement on a fee-schedule, per-service or per-discharge basis rather than on a charge-related basis, we generally cannot increase our revenue through increases in the amount we charge for our services. To the extent our costs increase, we may not be able to recover our increased costs from these programs, and cost containment measures and market changes in non-governmental insurance plans have generally restricted our ability to recover or shift these increased costs to non-governmental payors. In addition, the health care industry is increasing the use of value-based reimbursement methodologies and accordingly, our reimbursement may be dependent upon our ability to achieve quality targets that change year over year. See Item 1A. Risk Factors – “Potential healthcare reform efforts may have a significant effect on our business.” In attempts to limit federal and state spending, there have been, and we expect that there will continue to be, a number of proposals to limit or reduce Medicare and Medicaid reimbursement for various services. Our business may be significantly and adversely affected by any such changes in reimbursement policies and other legislative initiatives aimed at reducing healthcare costs associated with Medicare, Medicaid and other GHC Programs.

Our business also could be adversely affected by reductions in or limitations of funding of GHC Programs or restrictions on or elimination of coverage for certain individuals or treatments under these programs.

Antitrust

The healthcare industry is subject to close antitrust scrutiny. The Federal Trade Commission (“FTC”), the Antitrust Division of the DOJ and state Attorneys General all actively review and, in some cases, take enforcement action against business conduct and acquisitions in the healthcare industry. Private parties harmed by alleged anticompetitive conduct can also bring antitrust suits. Violations of antitrust laws may be punishable by substantial penalties, including significant monetary fines, civil penalties, criminal sanctions, consent decrees and injunctions prohibiting certain activities or requiring divestiture or discontinuance of business operations. Any of these penalties could have a material adverse effect on our business, financial condition, results of operations, cash flows and the trading price of our securities.

HIPAA and Other Privacy, Security and Breach Notification Laws

Numerous federal and state laws, rules and regulations govern the collection, dissemination, use, privacy, security and confidentiality of personal information. For example, the federal Health Insurance Portability and Accountability Act of 1996, as amended, and its implementing regulations (collectively, “HIPAA”) impose requirements to protect the privacy and security of protected health information (“PHI”) and to provide notification in the event of a breach of PHI. Violations of HIPAA are punishable by civil money penalties and, in some cases, criminal penalties and imprisonment. The U.S. Department of Health and Human Services (“HHS”) Office for Civil Rights (“OCR”), which is responsible for enforcing HIPAA, also may enter into resolution agreements requiring the payment of a civil money penalty and/or the establishment of a corrective action plan to address violations of HIPAA. As part of our business operations, including in connection with medical record keeping, third-party billing, research and other services, we and our affiliated physician practices collect and maintain PHI regarding patients, which subjects us to compliance with HIPAA requirements.

Pursuant to HIPAA, HHS has adopted privacy regulations, known as the privacy rule, to govern the use and disclosure of PHI (the “Privacy Rule”). The Privacy Rule applies to “Covered Entities,” which are health plans, health care clearinghouses, and health care providers that engage in standardized transactions under HIPAA, and, as discussed further below, “Business Associates,” which are entities that perform functions or services for or on behalf of Covered Entities that involve the use or disclosure of PHI. The term “Business Associate” also includes “Subcontractors,” which means any entity to which a Business Associate delegates any function, activity or service, other than in the capacity of a member of that Business Associate’s workforce. PHI is broadly defined as any individually identifiable health information transmitted or maintained in any form, including electronic, paper or oral. As a general rule, a Covered Entity or Business Associate may not use or disclose PHI except as permitted under the Privacy Rule. We have implemented privacy policies and procedures, including training programs, and signed Business Associate Agreements, designed to comply with the requirements set forth in the Privacy Rule, as amended to reflect changes required by HITECH, as discussed further below.

HHS has also adopted data security regulations (the “Security Rule”) that require Covered Entities (including health care providers) and Business Associates to implement administrative, physical and technical safeguards to protect the integrity, confidentiality and availability of PHI that is electronically created, received, maintained or transmitted (such as between us and our affiliated practices). We have implemented security policies, procedures and systems, including training programs, designed to comply with the requirements set forth in the Security Rule.

In addition, Congress enacted the Health Information Technology for Economic and Clinical Health (“HITECH”) Act as part of the American Recovery and Reinvestment Act. Among other changes to the laws governing PHI, HITECH required OCR to strengthen and expand HIPAA requirements, increase penalties for violations, give patients new rights to restrict uses and disclosures of their PHI, and impose a number of privacy

and security requirements directly on Business Associates. A Covered Entity can also be held liable for violations of HIPAA resulting from the acts or omissions of any Business Associate acting as its agent.

Under HIPAA, as amended by regulations promulgated pursuant to HITECH, Covered Entities are required to report any unauthorized use or disclosure of PHI that meets the definition of a breach to affected individuals, HHS and, depending on the number of affected individuals, the media for the affected market. In addition, HIPAA requires that Business Associates report breaches to their Covered Entity customers. HITECH further authorizes state Attorneys General to bring civil actions in response to violations of HIPAA that threaten the privacy of state residents. We have adopted breach notification policies and procedures designed to comply with the applicable requirements set forth in HIPAA.

HIPAA establishes a federal “floor” with respect to privacy, security, and breach notification requirements and does not supersede any state laws insofar as they are broader or more stringent than HIPAA. Numerous state and certain other federal laws protect the confidentiality of health information and other personal information, including but not limited to state medical privacy laws, state laws protecting personal information, state data breach notification laws, state genetic privacy laws, human subjects research laws and federal and state consumer protection laws. These additional federal and state privacy and security-related laws may be more restrictive than HIPAA and could impose additional penalties. For example, the Federal Trade Commission uses its consumer protection authority under Section 5 of the Federal Trade Act to initiate enforcement actions in response to alleged privacy violations and data breaches. The California Consumer Privacy Act (“CCPA”), which went into effect on January 1, 2020, among other things, created new data privacy obligations for covered companies and provides new privacy rights to California residents, including the right to opt out of certain disclosures of their information. The CCPA also created a private right of action with statutory damages for certain data breaches, thereby potentially increasing risks associated with a data breach. California recently amended and expanded CCPA through another ballot initiative, the California Privacy Rights Act (“CPRA”), passed on November 3, 2020 and made effective as of January 1, 2023. The California Privacy Protection Agency (“CPPA”) is still working to promulgate final rules to fully implement the CPRA, which are expected to be released in the near term. The final rules are scheduled to go into effect by July 1, 2023. The CPRA provides even greater rights to consumers with respect to their data, such as the right to correction, data portability, access to information about processing and profiling activities, and opt-out rights. It remains unclear how the CPPA will implement the CPRA and how it will be interpreted. In addition to California, other states have strengthened their data privacy and security laws and others have indicated their intention to do so as well. A bill introduced in the New York Senate on October 28, 2020, the “It’s Your Data Act” (IYDA), would modify New York’s civil rights and general business laws to expand the current right of privacy as well as create a series of consumer rights and business obligations concerning the collection, storage, and use of a consumer’s personal information. Violations could result in civil and criminal liability. It is expected that additional state legislatures will introduce stronger data privacy protections this year. In addition, industry groups such as the payment card industry have developed self-regulatory guidelines for privacy and data security that are more stringent than HIPAA. In order to accept payments from payment cards, merchants must use payment card processing applications that have been validated under the Payment Application Data Security Standard (“PA-DSS”), and complete a self-assessment questionnaire that complies with the Payment Card Industry Data Security Standard (“PCI-DSS”). Failure to comply with PA-DSS and PCI-DSS may result in fines and penalties imposed by payment card brands, and/or termination of the merchant’s relationship with the bank it relies on to process payment card payments. Additional privacy laws have also been passed in Virginia, Colorado, Connecticut, Utah and other states have legislation pending or have indicated an intent to propose such legislation, particularly in light of the United States Supreme Court’s decision last year in *Dobbs v. Jackson Women’s Health Organization*, which overturned *Roe v. Wade* and eliminated the constitutional right to abortion in the United States. In the wake of the *Dobbs* decision, there has been significant attention on the collection, use and disclosure of health information, in particular, information pertaining to women’s health and reproductive health services. The Federal government has responded by instructing federal agencies, such as the OCR and FTC, to use their existing authority to provide greater protections for consumers with respect to the use of their data, and more specifically, their health data. OCR released a bulletin in December 2022 titled “HIPAA Guidance on Use of Tracking Technologies”

which expanded commonly understood interpretations of “individually identifiable health information” and placed limitations on covered entities and business associates’ use of online tracking technologies and related vendor engagements. Additionally, the FTC recently took action against an online pharmacy offering access to discounted medications and telehealth services under its Health Breach Notification Rule. Despite being in effect since 2009, the action was the first enforcement action taken by the FTC under the rule and FTC indicated that it will continue to protect consumer privacy, particularly with respect to mobile apps and websites, through greater use of the agency’s enforcement authorities. As a result of these circumstances, we expect even greater scrutiny by federal and state regulators, business partners, and consumers on our collection, use and disclosure of health information. This is of even greater significance with respect to our women’s health services and treatment of pregnant women. We expect to incur additional costs to ensure that our data privacy and security policies, procedures, and activities comply with applicable and evolving legal requirements.

These requirements are also subject to change. Compliance with new privacy, security, and breach notification laws, regulations, requirements and self-regulatory guidelines may result in increased operating costs and may constrain or require us to alter our business model or operations. For example, changes to HIPAA promulgated pursuant to HITECH further restricted our ability to collect, disclose and use PHI and imposed additional compliance requirements on us.

Although we currently maintain liability insurance coverage intended to cover cyber liability and certain other privacy and security breach-related claims, we cannot ensure that our insurance coverage will be adequate to cover liabilities arising out of claims asserted against us in the future where the outcomes of such claims are unfavorable to us. Liabilities in excess of our insurance coverage, including coverage for cyber liability and certain other privacy and security breach-related claims, could have a material adverse effect on our business, financial condition, results of operations, cash flows and the trading price of our securities.

HIPAA Transaction Requirements

In addition to privacy, security, and breach notifications requirements, HIPAA establishes uniform electronic data transmission standards that all healthcare providers must use for electronic healthcare transactions. For example, claims for reimbursement that are transmitted electronically to third-party payors must comply with specific formatting standards, and these standards apply whether the payor is a government or a private entity. We report medical diagnoses under International Classification of Diseases, 10th Edition (“ICD-10”). If claims are not reported properly under ICD-10 due to technical or coding errors or other implementation issues involving systems, including ours and those of our third-party payors, there can be a delay in the processing and payment of such claims, or a denial of such claims, which could have a material adverse effect on our business, financial condition, results of operations, cash flows and the trading price of our securities.

Compliance Program

We maintain a compliance program that includes the OIG’s seven established elements of an effective program and which reflects our commitment to complying with all laws, rules and regulations applicable to our business and that meets our ethical obligations in conducting our business (the “Compliance Program”). We believe our Compliance Program provides a solid framework to meet this commitment and our obligations as a provider of healthcare services, including:

- a Chief Compliance Officer who reports to the Board of Directors on a regular basis;
- a Compliance Committee consisting of our senior executives;
- a formal internal audit function, including an Associate Vice President of Internal Audit who reports to the Audit Committee on a regular basis;
- our *Code of Conduct*, which is applicable to our employees, independent contractors, officers and directors;

- our *Code of Professional Conduct – Finance*, which is applicable to our finance personnel, including our Chief Executive Officer, Chief Financial Officer and Chief Accounting Officer;
- a disclosure program that includes a mechanism to enable individuals to disclose on a confidential or anonymous basis to the Chief Compliance Officer or any person who is not in the disclosing individual's chain of command, issues or questions believed by the individual to be a potential violation of criminal, civil, or administrative laws or of company policies or procedures;
- an organizational structure designed to integrate our compliance objectives into our corporate offices, regions and practices; and
- education, monitoring and corrective action programs designed to establish methods to promote the understanding of our Compliance Program and adherence to its requirements.

The foundation of our Compliance Program is our *Code of Conduct*, which is intended to be a comprehensive statement of the ethical and legal standards governing the daily activities of our employees, affiliated professionals, independent contractors, officers and directors. All of our personnel are required to abide by, and are given thorough education regarding, our *Code of Conduct*. In addition, all employees and affiliated professionals are expected to report incidents that they believe in good faith may be in violation of our *Code of Conduct*. We maintain a toll-free helpline to permit individuals to report compliance concerns on an anonymous or confidential basis, if they elect to do so, and obtain answers to questions about our *Code of Conduct*. Our Compliance Program, including our *Code of Conduct*, is administered by our Chief Compliance Officer with oversight by our Chief Executive Officer, Compliance Committee and Board of Directors. Copies of our *Code of Conduct* and our *Code of Professional Conduct – Finance* are available on our website, www.Pediatrix.com. Our internet website and the information contained therein or connected thereto are not incorporated into or deemed a part of this Form 10-K. Any amendments or waivers to our *Code of Professional Conduct – Finance* will be promptly disclosed on our website following the date of any such amendment or waiver.

GOVERNMENT INVESTIGATIONS

We expect that audits, inquiries and investigations from government authorities, agencies, contractors and payors will occur in the ordinary course of business. Such audits, inquiries and investigations and their ultimate resolutions, individually or in the aggregate, could have a material adverse effect on our business, financial condition, results of operations, cash flows and the trading price of our securities.

OTHER LEGAL PROCEEDINGS

In the ordinary course of our business, we become involved in pending and threatened legal actions and proceedings, most of which involve claims of medical malpractice related to medical services provided by our affiliated physicians. Our contracts with hospitals generally require us to indemnify them and their affiliates for losses resulting from the negligence of our affiliated physicians and other clinicians. We may also become subject to other lawsuits, including with payors or other counterparties that could involve large claims and significant defense costs. We believe, based upon a review of pending actions and proceedings, that the outcome of such legal actions and proceedings will not have a material adverse effect on our business, financial condition, results of operations, cash flows and the trading price of our securities. The outcome of such actions and proceedings, however, cannot be predicted with certainty and an unfavorable resolution of one or more of them could have a material adverse effect on our business, financial condition, results of operations, cash flows and the trading price of our securities.

Although we currently maintain liability insurance coverage intended to cover professional liability and certain other claims, we cannot ensure that our insurance coverage will be adequate to cover liabilities arising out of claims asserted against us in the future where the outcomes of such claims are unfavorable to us. With respect to professional liability risk, we self-insure a significant portion of this risk through our wholly owned captive

insurance subsidiary. Liabilities in excess of our insurance coverage, including coverage for professional liability and certain other claims, could have a material adverse effect on our business, financial condition, results of operations, cash flows and the trading price of our securities. See “Professional and General Liability Coverage.”

PROFESSIONAL AND GENERAL LIABILITY COVERAGE

We maintain professional and general liability insurance policies with third-party insurers generally on a claims-made basis, subject to deductibles, self-insured retention limits, policy aggregates, exclusions, and other restrictions, in accordance with standard industry practice. We believe that our insurance coverage is appropriate based upon our claims experience and the nature and risks of our business. However, we cannot predict whether any pending or future claim would be successful or, if successful, would not exceed the limits of available insurance coverage.

Our business entails an inherent risk of claims of medical malpractice against our affiliated physicians, clinicians and us. We contract and pay premiums for professional liability insurance that indemnifies us and our affiliated healthcare professionals generally on a claims-made basis for losses incurred related to medical malpractice litigation. Professional liability coverage is required in order for our affiliated physicians to maintain hospital privileges. Our self-insured retention under our professional liability insurance program is maintained primarily through a wholly owned captive insurance subsidiary. We record estimates in our Consolidated Financial Statements for our liabilities for self-insured retention amounts and claims incurred but not reported based on an actuarial valuation using historical loss information, claim emergence patterns and various actuarial assumptions. Liabilities for claims incurred but not reported are not discounted. Because many factors can affect historical and future loss patterns, the determination of an appropriate reserve involves complex, subjective judgment, and actual results may vary significantly from estimates. If the self-insured retention amounts and other amounts that we are actually required to pay materially exceed the estimates that have been reserved, our financial condition, results of operations and cash flows could be materially, adversely affected.

HUMAN CAPITAL MANAGEMENT

We believe our affiliated physicians, other clinical professionals and administrative employees are key to our success. As of December 31, 2022, we had approximately 2,600 practicing physicians affiliated with us, and we employed or contracted with approximately 2,450 other clinical professionals and approximately 2,800 other full-time and part-time employees. Our affiliated physicians and clinicians provide critical medical care through over 20 women’s and children’s healthcare services across 37 states, providing care to the most vulnerable patient population in the country: expecting mothers and their newborns and children. We ceased providing services in Puerto Rico on December 31, 2022.

We believe that the success of our mission to “Take great care of the patient, every day and in every way™” is realized by the engagement and empowerment of our affiliated physicians, other clinicians and administrative employees. Our executive team, including our Vice President of People Services and Vice President of Total Rewards, is responsible for developing and executing our human capital strategy. This includes the attraction, acquisition, development, engagement, compensation and retention of talent. Our People Services team reports up to our Chief Executive Officer and regularly engages with our board of directors and its compensation and talent committee. Our People Services department is a core administrative support function of Pediatrix. Through its functional experts, our People Services team provides support, guidance and consultation in the areas of talent acquisition, employee wellness and safety programs, diversity, equity and inclusion, workplace policies and procedures, training and development and rewards strategies that include compensation, benefits and other rewards. It is the goal of the People Services department to support the needs of our organization and our workforce while serving as a trusted strategic partner to our management team.

We work together to make sound decisions for all of our operations teams and medical groups. Physicians spend years of their lives learning and training the science of medicine in order to bring their knowledge and skill

to the bedside of a patient. It is an art, honed through repeated patient interactions, that allows any clinician to translate science into compassionate care for our patients. But healthcare is also our business, so we must also take great care of the business. This requires us to work every day to put tools into the hands of our affiliated physicians and other clinical professionals so they can deliver high quality care to our patients.

Training and Leadership Development

We are committed to the continued development of our people and believe in fostering great leaders. Our Training and Development team is committed to providing an environment that fosters both individual and organizational development. Through its various training and educational programs, the training and development team supports the organization's commitment to excellence and its mission to "Take great care of the patient, every day and in every way™". We make available a catalog of over 7,000 courses to all audiences across subjects including business skills, leadership and management, office productivity, health and wellness and personal development, among others. The courses are designed to develop great people who become great leaders that will ultimately shape a great company. Our training materials were enhanced with additional resources to support remote work environments required due to COVID-19 that have remained a valuable alternative for many of our employees.

One of the greatest predictors of success in our partnerships at the hospital and health system level is a high degree of strategic alignment between our clinical leadership and our partners. This requires that our clinicians have a skill set beyond just the practice of medicine.

Compliance Program and Training

Fundamental to our core values are people and a culture of integrity. Our Compliance Department is led by our Chief Compliance Officer. The Compliance Program is supported by a written Compliance Plan, which details the components, organizational structure and operational aspects of the Compliance Program. Although the Compliance Program is supported by numerous operational policies and procedures, there are some key elements that are critical to its success. These include a Compliance Committee; a written Code of Conduct; new hire and periodic compliance training for all employees; compliance reporting mechanisms; and periodic reports to our board of directors. Participation and completion of annual compliance training is a condition of employment for all employees.

Health and Well-Being

We care about the health and well-being of our affiliated clinicians, other clinical professionals and our administrative employees and their families and are committed to their health, safety and wellness. We support all of our colleagues in encouraging habits of wellness, increased awareness of factors and resources that contribute to overall well-being and inspire individuals to take responsibility for their own health. When individuals take great care of themselves, we can continue to take great care of our patients and take great care of our business.

We provide all our colleagues access to an Employee Assistance Program ("EAP") that offers free and confidential assessments, short-term counseling, referrals, and follow-up services to employees who have personal and/or work-related problems. Our EAP addresses a broad and complex body of issues affecting mental and emotional well-being, such as alcohol and other substance abuse, stress, grief, family problems, and psychological disorders. EAP counselors also work in a consultative role with managers and supervisors to address employee and organizational challenges and needs. The EAP is designed to help our colleagues lead happier and more productive lives at home and at work. Our EAP services are available to all eligible employees, their spouses or domestic partners, dependent children, parents and parents-in-law. We encourage all of our employees and their family members to make full use of this resource which is designed to help maintain high employee productivity, health, and well-being in all aspects of life.

We have also partnered with the American Heart Association to provide heart healthy information and programs to our employees and encourage local participation in the AHA annual Heart Walk, and the local signature event, Cycle Nation.

With the onset of the COVID-19 pandemic, we worked tirelessly to source and provide personal protective equipment for our patient facing employees. For employees who were and are not in direct clinical care, we pivoted to a remote work arrangement which has become a valuable alternative to many of our employees.

Diversity, Equity and Inclusion

We strive to make diversity, equity and inclusion a priority and foster a culture of trust and respect where all employees have a sense of belonging. Diverse representation at all levels of our organization is of the utmost importance to our culture and our business. As of February 1, 2023, approximately 80% of our total headcount was female and over 40% of our total headcount identified as a person of color. Among our affiliated physicians and other clinical professionals, approximately 75% were female and over 35% identified as a person of color. Among the executive and senior executive level and manager group, over 40% were female and approximately 20% identified as a person of color. We believe that a diverse workforce is critical to our success, and we will continue to focus on the hiring, advancement, and retention of both visibly and invisibly underrepresented populations.

Total Rewards: Compensation and Benefits

We value our colleagues' contributions to our success and strive to provide all of our colleagues with a competitive and comprehensive total rewards package. This includes robust compensation and benefits programs to help meet the needs of our affiliated physicians, other clinical professionals and administrative employees.

We take great care to ensure that our cash-based compensation packages are reflective of the market value for the work that our colleagues perform. We also understand that providing a comprehensive suite of employee benefits is essential to attracting, retaining and engaging world-class employees. Therefore, we regularly evaluate our benefit offerings to be sure we fully support our employees. In addition to base salaries, these offerings may include a combination of annual bonuses, stock-based compensation awards, an Employee Stock Purchase Plan, a 401(k) Plan, healthcare and insurance benefits, health savings and flexible spending accounts, paid time off, family leave, adoption assistance, employee assistance programs, continuing education, among many others.

GEOGRAPHIC COVERAGE

We provide physician services across 37 states. During 2022, approximately 65% of our net revenue was generated by operations in our five largest states. Our operations in Texas accounted for approximately 32% of our net revenue for the same period. Although we continue to seek to diversify the geographic scope of our operations, we may not be able to implement successfully or realize the expected benefits of any of these initiatives. Adverse changes or conditions affecting states in which our operations are concentrated, such as healthcare reforms, changes in laws, rules and regulations, reduced Medicare or Medicaid reimbursements, an increase in the income level required to qualify for government healthcare programs or government investigations, may have a material adverse effect on our business, financial condition, results of operations, cash flows and the trading price of our securities.

SERVICE MARKS

We have registered with the United States Patent and Trademark Office the service marks "Pediatrix Medical Group and Design," "Obstetrix Medical Group and Design," "BabySteps," the "Baby Design," "iNewborn," and "NEO Conference and Design," among others.

AVAILABLE INFORMATION

Our annual proxy statements, annual reports on Form 10-K, quarterly reports on Form 10-Q, current reports on Form 8-K and amendments to those statements and reports filed or furnished pursuant to Section 13(a) or 15(d) of the Securities Exchange Act of 1934 are available free of charge and may be printed out through our internet website, www.Pediatrix.com, as soon as reasonably practicable after we electronically file such material with, or furnish it to, the Securities and Exchange Commission (“SEC”). Our proxy statements and reports may also be obtained directly from the SEC’s Internet website at www.sec.gov. Our internet website and the information contained therein or connected thereto are not incorporated into or deemed a part of this Form 10-K.

ITEM 1A. RISK FACTORS

Our business is subject to a number of factors that could materially affect future developments and performance. In addition to factors affecting our business that have been described elsewhere in this Form 10-K, any of the following risks could have a material adverse effect on our business, financial condition, results of operations, cash flows and the trading price of our securities. Additional risks and uncertainties not presently known to us or that we currently deem immaterial also may impair our business operations. We may update these risk factors in our periodic and other filings with the SEC.

The following is a summary of the principal risk factors described in this section:

- Our financial condition and results of operations have been and may continue to be materially adversely affected by the ongoing COVID-19 pandemic.
- Economic conditions could have an adverse effect on our business.
- The birth rate in the United States has declined in past years and may decline further.
- Unfavorable changes or conditions could occur in the states where our operations are concentrated.
- Potential healthcare reform efforts may have a significant effect on our business.
- COVID-19 necessitated the delivery of certain healthcare services remotely via telehealth, which is subject to extensive federal and state regulation, as well as temporary waivers tied to the COVID-19 public health emergency, and certain flexibilities afforded to the provision and reimbursement of telehealth may be rolled back.
- The Medicare Access and CHIP Reauthorization Act of 2015 (“MACRA”) and potential changes to it may have a significant effect on our business.
- The Transparency in Coverage Final Rule, which requires certain health plans and issuers to publish pricing information on in-network and out-of-network providers and make price comparison and cost-sharing information available to insureds, could have a material impact on our business.
- State budgetary constraints and the uncertainty over the future of Medicaid could have an adverse effect on our reimbursement from Medicaid programs.
- Congress or states have, and may continue to, enact surprise billing or other laws restricting the amount out-of-network providers of services can charge and recover for such services.
- Expanding eligibility of GHC Programs could adversely affect our reimbursement.
- Government-funded programs, private insurers, or state laws and regulations may limit, reduce, or make retroactive adjustments to reimbursement amounts or rates.
- We may become subject to billing investigations by federal and state government authorities and private insurers, and government authorities may determine that we have failed to comply with applicable laws, rules or regulations.
- Outsourcing internal business functions has significant risks, and our failure to manage these risks successfully could materially adversely affect our business, results of operations and financial condition.
- We may not find suitable acquisition candidates or successfully integrate our acquisitions. Our acquisitions may expose us to greater business risks and could affect our payor mix.
- We may not be able to successfully execute our same-unit and organic growth strategies.
- We are subject to litigation risks.
- We may not be able to collect reimbursements for our services from third-party payors.

- Our current indebtedness and any future indebtedness could adversely affect us by reducing our flexibility to respond to changing business and economic conditions and expose us to interest rate risk to the extent of any variable rate debt. In addition, a certain portion of our interest expense may not be deductible.
- We may not be able to successfully recruit, onboard and retain qualified physicians and other clinicians and other personnel, and our compensation expense for existing clinicians and other personnel may increase.
- Our employees and business partners may not appropriately secure and protect confidential information in their possession.
- Changes in federal and state information privacy and security laws could cause us to incur costs to comply, including potential changes to technology systems, legal and consulting services, and potential litigation risk.

Risks Related to Macroeconomic Conditions

Economic conditions could have an adverse effect on our business.

Our operations and performance depend significantly on economic conditions. During the year ended December 31, 2022, the percentage of our patient service revenue being reimbursed under GHC Programs remained relatively stable as compared to the year ended December 31, 2021. If, however, economic conditions in the United States deteriorate, we could experience shifts toward GHC Programs, and patient volumes and reimbursement for services we provide could decline. Further, we could experience and have experienced shifts toward GHC Programs if changes occur in population demographics within geographic locations in which we provide services. Adverse economic conditions could also lead to additional increases in the number of unemployed and under-employed workers and a decline in the number of private employers that offer healthcare insurance coverage to their employees. Employers that do offer healthcare coverage may increase the required contributions from employees to pay for their coverage and increase patient responsibility amounts. In addition, certain private payors' poor experience with the healthcare insurance exchanges and any uncertainty around the future of the ACA and healthcare insurance exchanges may result in those payors exiting the healthcare insurance exchange marketplaces or the cessation of the healthcare insurance exchanges. As a consequence, the number of patients who participate in GHC Programs or who are uninsured or underinsured could increase. Payments received from GHC Programs are substantially less than payments received from private healthcare insurance programs (managed care and other third-party payors). Payments under policies issued through the healthcare insurance exchanges may be less than payments from private healthcare insurance programs and in some cases, patients' responsibility for costs related to healthcare plans obtained through the healthcare insurance exchanges may be high and could increase in the future, and we may experience increased bad debt due to patients' inability to pay for certain services. A payor mix shift from private healthcare insurance programs to GHC Programs or to healthcare insurance exchanges has resulted and may continue to result in an increase in our estimated provision for contractual adjustments and uncollectibles and a corresponding decrease in our net revenue, as well as a significant reduction in our average reimbursement rates. While we have developed a number of strategic initiatives across our organization, in both our shared services functions and our operational infrastructure, to address some of the effects of changes in economic conditions, there is no assurance that these initiatives will be successful in generating improvements in our general and administrative expenses and our operational infrastructure. If these initiatives are unsuccessful, it could have an adverse effect on our financial condition, results of operations, cash flows and the trading price of our securities.

The erosion in the tax base caused by a general economic downturn can cause restrictions on the federal and state governments' abilities to obtain financing and a decline in spending. If the economy were to contract into a recession (for example, as a result of the global COVID-19 pandemic, inflation, or as a result of a significant increase in prevailing interest rates), our government payors or other counterparties that owe us money could be delayed in obtaining, or may not be able to obtain, necessary funding and/or financing to meet their cash flow

needs. As a result, we may face increased pricing pressure, termination of contracts, reimbursement rate cuts or reimbursement delays from Medicare and Medicaid and other governmental payors, which could have an adverse effect on our financial condition, results of operations, cash flows and the trading price of our securities.

The birth rate in the United States has declined and may decline further.

Final birth data for 2021 indicate that total births in the United States increased by approximately 1% as compared to 2020, the first increase in the number of births since 2014. However, the number of births in 2020 fell to a record low, with the decline attributed to COVID-19. The number of births in 2021 was approximately 2% lower than the number of births in 2019. Provisional data for 2022 is not yet available. Future declines in births are possible, particularly if there is an economic recession, and could have an adverse effect on our patient volumes, net revenue, results of operations, cash flows, financial condition and the trading price of our securities.

Our financial condition and results of operations have been and may continue to be materially adversely affected by the ongoing coronavirus pandemic (COVID-19) and its variants.

The outbreak of the SARS-Cov-2 virus and the COVID-19 disease that it causes (collectively, “COVID-19”) evolved into a global pandemic that spread to most regions of the world, including virtually all of the United States. With multiple variant strains still circulating, the extent to which COVID-19 will continue to impact our business and operating results is highly uncertain and cannot be accurately predicted, including new information that may emerge concerning COVID-19, its variants and the actions to contain it or treat its impact, such as the potential for further shutdown or stay at home orders, and shifts toward GHC Programs if changes occur in population demographics within geographic locations in which we provide services, including an increase in unemployment and underemployment as well as losses of commercial health insurance.

Our office-based practices, which specialize in maternal-fetal medicine, pediatric cardiology, and numerous pediatric subspecialties, may experience an elevation of appointment cancellations as a result of COVID-19 and any related new variant, similar to the patterns experienced in the first half of 2020 at the onset of the COVID-19 pandemic. We believe COVID-19, either directly or indirectly, also had an impact on our NICU patient volumes, and there is no assurance that impacts from COVID-19 and its related variants will not further adversely affect our NICU patient volumes or otherwise adversely affect our NICU and related neonatology business. Overall, our operating results were significantly impacted by the COVID-19 pandemic beginning in mid-March 2020, but volumes began to normalize in May 2020 and substantially recovered during the months of June 2020 through December 2020. During 2021 and 2022, volumes across our services returned to pre-COVID-19 levels. To the extent the COVID-19 pandemic materially adversely affects our business and financial results, it may also have the effect of significantly heightening many of the other risks associated with our business and indebtedness, including those described in this Form 10-K.

The foregoing and other continued disruptions to our business as a result of COVID-19 or any future pandemic could result in a material adverse effect on our business, results of operations, financial condition, prospects and the trading prices of our securities.

Unfavorable changes or conditions could occur in the states where our operations are concentrated.

A majority of our net revenue in 2022 was generated by our operations in five states. In particular, Texas accounted for approximately 32% of our net revenue in 2022. See Item 1. Business—“Geographic Coverage.” Adverse changes or conditions affecting these particular states, such as healthcare reforms, changes in laws and regulations, increases in unreimbursed services arising from services furnished to undocumented noncitizens, reduced Medicaid eligibility or reimbursements and government investigations, economic conditions, weather conditions, and natural disasters may have an adverse effect on our business, financial condition, results of operations, cash flows and the trading price of our securities.

The value of our common stock may fluctuate.

There has been significant volatility in the market price of securities of healthcare companies generally that we believe in many cases has been unrelated to operating performance. In addition, we believe that certain factors, such as actual and potential legislative and regulatory developments, including announced regulatory investigations, quarterly fluctuations in our actual or anticipated results of operations, lower revenue or earnings than those anticipated by securities analysts, not meeting publicly announced expectations, general economic and financial market conditions, and the effect of short interest in our common stock could cause the price of our common stock to fluctuate substantially.

Risks Related to Governmental Changes and the Healthcare Regulatory Environment

Potential healthcare reform efforts may have a significant effect on our business.

We could be affected by potential changes to healthcare laws, rules and regulations, including changes to subsidies, healthcare insurance marketplaces and Medicaid expansion.

The ACA has faced many legal challenges since its inception and may be subject to further modification as a result of court intervention. On June 17, 2021, the United States Supreme Court in *California et al. v. Texas et al.* dismissed a significant judicial challenge to the ACA brought by several states. If decided in favor of the plaintiff states, the entirety of the ACA could have been jeopardized, but the Court sided with supporters of the ACA in a way that left the law in effect in its current form. Another potentially existential challenge to the ACA is advancing in federal courts. In *Braidwood Management v. Becerra*, the plaintiffs argue that the law's requirement that insurance cover certain preventive services is unconstitutional. In September 2022, a federal district court in Texas ruled in favor of the plaintiffs, finding, among other things, that the requirement that self-funded plans and insurers cover certain preventive services violates the plaintiffs' rights under the Religious Freedom Restoration Act. The case is likely to be appealed and may ultimately be resolved by the United States Supreme Court. If the case succeeds, millions of Americans could lose access to preventive care guaranteed by the ACA or be forced to pay out of pocket for these services.

The ACA provided premium tax credits to help make insurance more affordable for individuals and families with incomes between 100% and 400% of the federal poverty limit. The American Rescue Plan Act ("ARPA") enacted in March 2021, temporarily extended these tax credits to individuals with incomes above 400% of the federal poverty level and made the subsidy more generous for those below 400%. The ARPA tax credits were originally set to expire on January 1, 2023, but Congress through the Inflation Reduction Act, enacted in mid-2022, extended the expanded tax credits through 2025. Partially because of these changes, millions of people newly enrolled in health exchange plans. If these tax credits are allowed to lapse, many Americans could lose insurance coverage, and that change could have a material impact on our business.

We expect the current Administration to continue to advance changes to the U.S. healthcare system, including changes to the ACA and further expanding government-funded health insurance options and potentially replacing current healthcare financing mechanisms with systems that would be entirely administered by the federal government. Any legislative or administrative change to the current healthcare delivery or financing systems could have a material adverse effect on our financial condition, results of operations, cash flows and the trading price of our securities.

In addition to the potential impacts to the ACA, there could be changes to other GHC Programs, such as a change to the structure of Medicaid. Congressional and administrative proposals, in recent years, have sought to convert Medicaid into a block grant or to institute per capita spending caps, among other things. More recently, Democrats in Congress have sought to expand Medicaid or Medicaid-like coverage in states that have not yet expanded Medicaid. ARPA included provisions intended to incentivize non-expansion states to expand Medicaid eligibility for all adults with income up to 138% of the federal poverty limit by providing a five-percentage-point increase in the Medicaid federal matching assistance percent or FMAP for eight calendar quarters. This FMAP

increase was only available to states that have not yet expanded coverage and have not yet started paying for the expansion population prior the enactment of the law. Other changes, if enacted and implemented, could materially impact our business. Former administrators of CMS, the agency responsible for administering Medicaid at the federal level, have indicated that they intend to increase state flexibility in the administration of Medicaid programs, and states have continued to explore payment and delivery reform initiatives, including beneficiary work requirements and quality of care incentives. However, it is unclear whether this trend toward encouraging state flexibility in the administration of Medicaid will continue under the current administration or under future administrations.

Many states have recently shifted a majority or all of their Medicaid program beneficiaries into Managed Medicaid Plans. Managed Medicaid Plans have some flexibility to set rates for providers, but many states require minimum provider rates in their contracts with such plans. In July of each year, CMS releases the annual Medicaid Managed Care Rate Development Guide which provides federal baseline rules for setting reimbursement rates in managed care plans. We could be affected by lower reimbursement rates in some or all of the Managed Medicaid Plans with which we participate. We could also be materially impacted if we are dropped from the provider network in one or more of the Managed Medicaid Plans with which we currently participate. In Florida, more than 75% of the Medicaid population participates in a Managed Medicaid Plan, with even higher participation rates for children.

In response to the COVID-19 Public Health Emergency (“PHE”), Congress provided state Medicaid programs a 6.2 percentage point increase in the federal share if states meet certain maintenance of eligibility (“MOE”) requirements that ensure continuous coverage for current enrollees. As a result, all Medicaid beneficiaries are continuously enrolled in Medicaid until the end of the COVID-19 PHE. Legislation enacted in late 2022 allows states to begin Medicaid eligibility redeterminations and renewals beginning April 1, 2023, regardless of whether the COVID-19 PHE has ended. After December 31, 2023, there will be no additional increase in FMAP. It is estimated that as many as 15 million people currently enrolled in Medicaid may lose coverage as a result. This change could have a material impact on our business.

Moreover, certain potentially material changes seem likely with respect to government reimbursement and the healthcare industry in general. For instance, the 2023 Medicare Physician Fee Schedule Final Rule decreased the 2023 conversion factor (i.e., the amount Medicare pays per relative value unit (wRVU)) by nearly 4.5% from the 2022 amount, following expiration of the 3% increase to last year’s conversion factor mandated by Congress. While Congress passed legislation to absorb half of these cuts, physicians face a 2% decrease in Medicare payments in 2023 and a 3.5% decrease in 2024. This reduction will adversely affect reimbursement for physician services and could also negatively impact other GHC Program reimbursement and commercial payor reimbursement.

We cannot predict with any assurance the ultimate effect of these laws and resulting changes to payments under GHC Programs, nor can we provide any assurance that they will not have a material adverse effect on our business, financial condition, results of operations, cash flows and the trading price of our securities. Further, any fiscal tightening impacting GHC Programs or changes to the structure of any GHC Programs could have an adverse effect on our financial condition, results of operations, cash flows and the trading price of our securities.

COVID-19 necessitated the delivery of certain healthcare services remotely via telehealth, which is subject to extensive federal and state regulation, as well as temporary waivers tied to the COVID-19 public health emergency, and certain flexibilities afforded to the provision and reimbursement of telehealth may be rolled back.

In an effort to address shelter-in-place, quarantine, executive order or related measures to combat the spread of COVID-19, as well as the perceived need by individuals to continue such practices to avoid infection and to provide safe access to care for our patients, we have converted certain in-person visits to telehealth visits. There is significant variation in demand, consumer acceptance, and market adoption of telehealth services. The

provision of telehealth is largely regulated at the state level and can include, among other things, variations in the definition of telehealth, physician/patient relationship requirements, informed consent for telehealth services, licensure, scope of practice, covered modalities, electronic prescribing, coverage and reimbursement, and privacy and security requirements. Our ability to conduct telehealth services and provide medical services in a particular jurisdiction is directly dependent upon the applicable laws governing remote healthcare, the practice of medicine and healthcare delivery in general in such location, which are subject to changing political, regulatory and other influences. While numerous federal agencies have released waivers to ease regulatory obstacles to the adoption of telehealth, many of these waivers do not override applicable state laws. States have adopted waivers as well but differ in the scope and application of such waivers and also on the time period the waiver is available. Many state waivers in relation to COVID-19 have already expired, despite the extension of the federal public health emergency declaration. Evolving interpretations and acceptance of telehealth by medical boards, state attorneys general and other regulatory or administrative bodies require us to monitor our compliance with law in every jurisdiction in which we operate, on an ongoing basis, and we cannot provide assurance that our activities and arrangements, if challenged, will be found to be in compliance with the law. Monitoring regulatory changes at the federal and state levels has and will continue to incur costs for us and may result in making changes to our business operations to ensure continued compliance. Challenges also exist with respect to coverage and reimbursement of telehealth services by both commercial and governmental payors. On a federal level, CMS created flexibilities for the provision and reimbursement of telehealth for Medicare beneficiaries during the PHE. However, unless Congress enacts permanent telehealth coverage, these flexibilities and additional billing codes that are currently available, will not be available indefinitely. If telehealth services achieve coverage, there is no guarantee that reimbursement will be equivalent to in-person care and may negatively impact our financial condition. Negative publicity in any of our markets concerning our products or services or the telehealth market as a whole could limit market acceptance of our services. Similarly, individual and healthcare industry concerns or negative publicity regarding patient confidentiality and privacy in the context of telehealth could limit market acceptance of our healthcare services when delivered remotely. If any of these events occur, it could have an adverse effect on our business, financial condition, results of operations and the trading price of our securities.

The Medicare Access and CHIP Reauthorization Act of 2015 (“MACRA”) and potential changes to it may have an adverse effect on our business.

MACRA contains numerous measures that could affect us, including, requirements that physicians participate in quality measurement programs that differentiate payments to physicians under Medicare based on quality and cost of care, rather than the quantity of procedures performed. Beginning in 2020, the Merit-based Incentive Payment System (“MIPS”) allowed eligible physicians to receive incentive payments based on the achievement of certain quality and cost metrics, among other measures, and be reduced for those who are underperforming against those same metrics and measures. We currently anticipate that our affiliated physicians will continue to be eligible to receive bonus payments in 2023 through participation in the MIPS, although the amounts of such bonus payments are not expected to be material. We will continue to operationalize the provisions of MACRA and assess any further changes to the law or additional regulations enacted pursuant to the law.

We cannot predict with any assurance the ultimate effect of MACRA and resulting changes to payments under GHC Programs, nor can we provide any assurance that they will not have a material adverse effect on our business, financial condition, results of operations, cash flows and the trading price of our securities. Further, any fiscal tightening impacting GHC Programs or changes to the structure of any GHC Programs could have an adverse effect on our financial condition, results of operations, cash flows and the trading price of our securities.

The Transparency in Coverage Final Rule, which requires certain health plans and issuers to publish pricing information on in-network and out-of-network providers and make price comparison and cost-sharing information available to insureds, could have a material impact on our business.

The Transparency in Coverage Final Rule, published November 12, 2020, aims to put health pricing information into the hands of consumers and allow them to select their providers based, in part, on cost. The final

rule imposes two main requirements. First, certain health plans and insurers will be required to publish on a public website machine-readable files containing information on their in-network negotiated rates, billed charges and allowed amounts paid for out-of-network providers, and the negotiated rate and historical net price for prescription drugs. Although the final rule required such files to be published by January 1, 2022, the Departments of Labor, Health and Human Services, and the Treasury extended the deadline to July 1, 2022 for most items and services and delayed it indefinitely (pending further rulemaking) for prescription drugs. Second, certain health plans and issuers must begin reporting to their covered members certain pricing information (including the in-network rate and out-of-network allowed amounts) and cost-sharing obligations for covered items and services. This information must be reported for 500 items and services as of January 1, 2023 and for all items and services by January 1, 2024. These requirements remain subject to change, and we cannot predict how the availability of this health pricing information may impact our business operations and patient volumes. If patients choose to use services of less costly providers, we could see a reduction in patient volumes or decide to reduce the prices of our services to compensate, either of which could have an adverse effect on our financial condition, results of operations, cash flows and the trading price of our securities.

State budgetary constraints and the uncertainty over the future of Medicaid could have an adverse effect on our reimbursement from Medicaid programs.

The ACA allowed states to expand their Medicaid programs through federal payments that fund most of the cost of increasing the Medicaid eligibility income limit from a state's historic eligibility levels to 133% of the federal poverty level. As of December 31, 2022, 39 states and the District of Columbia adopted the expansion of Medicaid eligibility. All of the states in which we operate, however, already cover children in the first year of life and pregnant women if their household incomes are at or below 133% of the federal poverty level. If states that expanded Medicaid reduce or eliminate eligibility for certain individuals, the number of patients who are uninsured could increase. Some states may seek to maintain expanded eligibility and to do so could offset the cost by further reducing payments to providers of services. In some states, we could experience delayed or reduced Medicaid payment for services furnished to program enrollees. Moreover, Congress is considering ways to expand Medicaid in states that have not expanded it on their own and may consider corresponding provider payment reductions in those states.

Congress and the Biden Administration may also seek substantial reforms to Medicaid law and the ability of states to design Medicaid programs. Any changes, if enacted, could reduce or eliminate eligibility for certain individuals or reduce payments to providers of services. As a result, we could experience an increase in the number of uninsured patients and delayed or reduced Medicaid payment for services furnished to program enrollees.

In addition, many states are continuing to collect less tax revenue than they did historically and as a consequence continue to face budget shortfalls and underfunded pension and other obligations. Although shortfalls have been declining in more recent budgetary years, they are still significant by historical standards. The financial condition of the states in which we do business could lead to reduced or delayed funding for Medicaid programs and, in turn, reduced or delayed reimbursement for physician services, which could adversely affect our results of operations, cash flows and financial condition.

Any changes to Medicaid eligibility, enrollment, financing or reimbursement could have a material adverse effect on our financial condition, results of operations, cash flows and the trading price of our securities.

Congress or states have, and may continue to, enact laws restricting the amount out-of-network providers of services can charge and recover for such services.

In late 2020, Congress enacted legislation intended to protect patients from "surprise" medical bills when services are furnished by providers who are not in network with the patient's insurer (the "No Surprises Act" or the "NSA"). Effective January 1, 2022, if the patient's insurance plan is subject to the NSA, providers are not

permitted to send patients an unexpected or “surprise” medical bill that arises from out-of-network emergency care provided at an out-of-network facility or at in-network facilities by out-of-network providers and out-of-network nonemergency care provided at in-network facilities without the patient’s informed consent. Many states have legislation on this topic and will continue to modify and review their laws pertaining to surprise billing.

Under the NSA, patients are only required to pay the in-network cost-sharing amount, which has been determined through an established regulatory formula and will count toward the patient’s health plan deductible and out-of-pocket cost-sharing limits. Providers are generally not permitted to balance bill patients beyond this cost-sharing amount. An out-of-network provider is only permitted to bill a patient more than the in-network cost-sharing amount for care if the provider gives the patient notice of the provider’s network status and delivers to the patient or their health plan an estimate of charges within certain specified timeframes and obtains the patient’s written consent prior to the delivery of care. Providers that violate these surprise billing prohibitions may be subject to state enforcement action or federal civil monetary penalties.

Also under the NSA, out of network providers will be paid an amount determined by the patient’s insurer for services rendered in the emergency care setting; if a provider is not satisfied with the amount paid for the services, the provider can pursue recourse through an independent dispute resolution (“IDR”) process. These IDR results will bind both the provider and payor for a 90-day period. In August 2022, the United States Department of Health and Human Services, Department of Labor and Department of Treasury (the “Departments”) issued their final rule and corresponding guidance implementing certain portions of the IDR process under the NSA. The Departments plan to publish additional rules and guidance in the coming months and years. Certain IDR-related provisions of the NSA are being challenged in courts by provider groups, and the result of this litigation may alter portions of the law. Accordingly, we cannot predict how these IDR results will compare to the rates that our affiliated physicians customarily receive for their services.

These measures could limit the amount we can charge and recover for services we furnish where we provide care within healthcare facilities that participate with a patient’s insurer, but we have not contracted with the patient’s insurer, and therefore could have a material adverse effect on our business, financial condition, results of operations, cash flows and the trading price of our securities. Moreover, these measures could affect our ability to contract with certain payors and under historically similar terms and may cause, and the prospect of these changes may have caused, payors to terminate their contracts with us and our affiliated practices, further affecting our business, financial condition, results of operations, cash flows and the trading price of our securities.

Additionally, the new federal law, as well as some of the existing state laws, require providers to make certain disclosures about these protections, as well as disclosures about expected charges. These requirements impose administrative burdens that could increase our cost of doing business and expose us to compliance risk.

Expanding eligibility of GHC Programs could adversely affect our reimbursement.

In January 2018, Congress reauthorized the Children’s Health Insurance Program (“CHIP”) through 2023 and then in February 2018 lengthened this funding extension through 2027. Changes to CHIP or the ACA’s expansion of Medicaid coverage could cause patients who otherwise would have participated in private healthcare insurance programs to participate in GHC Programs, or vice versa, or cause patients who otherwise would have been covered by CHIP or Medicaid to lose insurance coverage altogether. Additional reform efforts, could change the eligibility requirements for Medicaid and for other GHC Programs, including CHIP, and could increase the number of patients who participate in such programs or the number of uninsured patients.

In 2021, the results of the federal and state elections affected which persons and parties occupy the Office of the President of the United States and control both chambers of Congress and many states’ governors and legislatures. The President’s healthcare agenda includes protecting and strengthening Medicaid as well as ACA marketplace participation.

In general, payments received from GHC Programs are substantially less than payments received from private healthcare insurance programs (managed care and other third-party payors). A shift in the mix of our payors from private healthcare insurance programs to government payors may result in an increase in our estimated provision for contractual adjustments and uncollectibles and a corresponding decrease in our net revenue, as well as a significant reduction in our average reimbursement rates. Additionally, if Congress does not act to extend CHIP beyond 2027, or if Congress extends CHIP but substantially alters the current program, we could be adversely affected if children in states where we do business lose Medicaid coverage or payments for services furnished to these children are delayed or reduced.

Government-funded programs, private insurers or state laws and regulations may limit, reduce or make retroactive adjustments to reimbursement amounts or rates.

A significant portion of our net revenue is derived from payments made by GHC Programs, principally Medicare and Medicaid, including the managed care plans under the Medicare and Medicaid programs. These government-funded programs, as well as private insurers, have been and may continue to be subject to changes, including increased use of managed care organizations, value-based purchasing, and new patient care models to control the cost, eligibility for, use and delivery of healthcare services as a result of budgetary constraints and cost containment pressures due to unfavorable economic conditions, rising healthcare costs and for other reasons, including those described above under Item 1. Business—"Government Regulation—Government Regulatory Requirements." Federal and state legislatures or administrators of these government-funded programs and private insurers may attempt other measures to control costs, including bundling of services and denial of, or reduction in, reimbursement for certain services and treatments. In addition, increased consolidation among private insurers is resulting in fewer and larger third-party payors with increased negotiating power. As a result, payments from government programs or private payors may decrease significantly. Also, any adjustment in Medicare reimbursement rates may have a detrimental impact on our reimbursement rates not only for Medicare patients, but also for patients covered under Medicaid and other third-party payors, because a state's Medicaid payments cannot exceed the payments it would have made had those patients been enrolled in traditional Medicare, and other third-party payors often base their reimbursement rates on a percentage of Medicare rates.

The 2023 Medicare Physician Fee Schedule Final Rule decreased the 2023 conversion factor (i.e., the amount Medicare pays per relative value unit ("wRVU")) by nearly 4.5% from the 2022 amount, following expiration of the 3% increase to last year's conversion factor mandated by Congress. On December 20, 2022, Congress unveiled the Consolidated Appropriations Act of 2023, offering some reprieve from the Medicare physician payment cuts; namely, the 2023 spending package reduces the physician payment cuts to 2% in 2023 and 3.5% in 2024. Unless Congress or the Medicare agency intervenes, more payment reductions could be made in 2025 and subsequent years.

Our business may also be materially affected by limitations on, or reductions in, reimbursement amounts or rates or elimination of coverage for certain individuals or treatments. Our business may also be materially affected by changes in medical codes for services that our affiliated clinicians provide if services under a new code are reimbursed at a lower rate. For example, the medical code for certain of our hearing screen services was recently changed by CMS to a code that could provide for lower reimbursement rates. While we have not yet experienced any material decrease in reimbursement rates as a result of this coding change, we are still evaluating the result of this change on our hearing screen contracts and ultimate effect of this coding change is not known at this time. Moreover, because government-funded programs generally provide for reimbursements on a fee-schedule basis rather than on a charge-related basis, we generally cannot increase our revenue from these programs through increases in the amount we charge for our services. To the extent our costs increase, we may not be able to recover our increased costs from these programs, and cost containment measures and market changes in non-government-funded insurance plans have generally restricted our ability to recover, or shift to non-governmental payors, these increased costs. In addition, funds we receive from third-party payors are subject to audit with respect to the proper billing for physician and ancillary services and, accordingly, our revenue from

these programs may be adjusted retroactively. Any retroactive adjustments to our reimbursement amounts could have an adverse effect on our business, financial condition, results of operations, cash flows and the trading price of our securities.

In addition, our agreements with certain third-party payors are terminable for various reasons. If an agreement with a third-party payor is terminated, we are generally required to seek reimbursement as an out-of-network provider. In the event we attempt to balance-bill patients, we may be limited in our ability to do so by certain state and federal laws and regulations, as discussed above. As these laws and regulations continue to develop, it could incentivize certain third-party payors to terminate agreements as a business strategy which could lower overall reimbursement to providers. Any reductions in reimbursement amounts could have an adverse effect on our business, financial condition, results of operations, cash flows and the trading price of our securities.

Adverse developments in the United States could lead to a reduction in federal government expenditures, including GHC Programs in which we participate, such as Medicare and Medicaid. In addition, if at any time the federal government is not able to meet its debt payments unless the federal debt ceiling is raised, and legislation increasing the debt ceiling is not enacted, the federal government may stop or delay making payments on its obligations, including funding for government programs in which we participate, such as Medicare and Medicaid. Failure of the government to make payments under these programs could have an adverse effect on our business, financial condition, results of operations, cash flows and the trading price of our securities. Further, if a federal government shutdown were to occur for a prolonged period of time, federal government payment obligations, including its obligations under Medicare and Medicaid, may be delayed. Similarly, if state government shutdowns were to occur, state payment obligations may be delayed. If the federal or state governments fail to make payments under these programs on a timely basis, our business could suffer, and our financial position, results of operations or cash flows may be materially affected.

We may become subject to billing investigations by federal and state government authorities and private insurers.

Federal and state laws, rules and regulations impose substantial penalties, including criminal and civil fines, monetary penalties, exclusion from participation in government healthcare programs and imprisonment, on entities or individuals (including any individual corporate officers or individual providers deemed responsible) that fraudulently or wrongfully bill government-funded programs or other third-party payors for healthcare services. CMS contracts with a variety of contractors to audit providers, such as Medicare Administrative Contractors (“MACs”), Unified Program Integrity Contractors (“UPICs”), and Recovery Audit Contractors (“RACs”). These audits can result in overpayment determinations and recoupments from providers. CMS may also impose Medicare payment suspensions based on billing irregularities or credible allegations of fraud or Medicare enrollment revocations based on a number of reasons, including billing irregularities. CMS requires states to maintain a Medicaid RAC program. States are required to contract with one or more eligible Medicaid RACs to review Medicaid claims for any overpayments or underpayments, and to recoup overpayments from providers on behalf of the state.

Federal laws, along with a growing number of state laws, allow a private person to bring a civil action in the name of the government for false billing violations. See Item 1. Business— “Government Regulation—Fraud and Abuse Provisions.” Further, identified overpayments from Medicare or Medicaid must be refunded to the government within 60 days of identification or the entity could be held liable under the federal FCA, including for treble damages and substantial civil penalties. In addition, our contracts with private insurers often provide such insurers with audit rights over payments made to us and the ability to seek recoupment for overpayments. We believe that audits, inquiries and investigations from government agencies, government contractors and private insurers will occur from time to time in the ordinary course of our business, which could result in substantial costs to us, legal actions by or against us, and a diversion of management’s time and attention. New regulations and heightened enforcement activity also could materially affect our cost of doing business and our risk of becoming the subject of an audit or investigation. We cannot predict whether any future audits, inquiries

or investigations, or the public disclosure of such matters, likely would have a material adverse effect on our business, financial condition, results of operations, cash flows and the trading price of our securities. See Item 1. Business—“Government Investigations.”

The healthcare industry is highly regulated, and government authorities may determine that we have failed to comply with applicable laws, rules or regulations.

The healthcare industry and physicians’ medical practices, including the healthcare and other services that we and our affiliated physicians provide, are subject to extensive and complex federal, state and local laws, rules and regulations, compliance with which imposes substantial costs on us. Of particular importance are the provisions summarized as follows:

- federal laws (including the federal FCA) that prohibit entities and individuals from knowingly and willfully (or with reckless disregard or deliberate ignorance) presenting or causing to be presented false or fraudulent claims to Medicare, Medicaid and other government-funded programs, or improperly retaining known overpayments;
 - When an entity is determined to have violated the federal FCA, it may be required to pay three times the actual damages sustained by the government, plus significant mandatory civil penalties for each separate false claim, subject to annual inflation. Suits filed under the federal FCA can be brought directly by the government or be brought by an individual (known as a “relator” or, more commonly, as a “whistleblower”) on behalf of the government, known as “qui tam” actions. Relators bringing qui tam actions under the federal FCA receive a share of any amounts paid by the entity to the government in fines or settlement. In addition, certain states have enacted laws modeled after the federal FCA. Qui tam actions have increased significantly in recent years, causing greater numbers of healthcare companies to have to defend a false claim action, even before the validity of the claim is established and even if the government decides not to intervene in the lawsuit. Healthcare entities may decide to agree to large settlements with the government and/or whistleblowers to avoid the cost and negative publicity associated with litigation.
 - The ACA amended federal law to provide that the government may assert that a claim including items or services resulting from a violation of the federal anti-kickback statute constitutes a false or fraudulent claim for purposes of the federal civil FCA. Criminal prosecution is also possible for knowingly making or presenting a false or fictitious or fraudulent claim to the federal government.
 - Retention of a known overpayment from the government is also a false claim subject to the FCA. Failure to promptly identify and return overpayments to the government could subject us to substantial liability under the FCA, including potential qui tam actions.
- a provision of the Social Security Act, commonly referred to as the federal “anti-kickback” statute, that prohibits the knowing and willful offer, payment, solicitation or receipt of any remuneration, including a bribe, kickback, rebate, directly or indirectly, in cash or in kind, in return for the referral, arrangement for, or recommendation of patients for, or for the purchasing, leasing, ordering or arranging for, items and services for which payment may be made, in whole or in part, by federal healthcare programs, such as Medicare and Medicaid;
 - The definition of “remuneration” has been broadly interpreted to include anything of value, including such items as gifts, discounts, the furnishing of supplies or equipment, credit arrangements, waiver of payments, and providing anything at less than its fair market value. A person or entity does not need to have actual knowledge of the statute or specific intent to violate it in order to have committed a violation. Due to the broad sweep of the federal anti-kickback statute, Congress established certain exceptions to the definition of remuneration under the statute and also authorized the HHS Office of the Inspector General to issue regulations, commonly known as safe harbors, that remove certain arrangements from the definition of remuneration

under the statute, provided that the arrangement satisfies, in their entirety, the provisions of the particular exception or safe harbor. Meeting a statutory exception or regulatory safe harbor under the federal anti-kickback statute will assure parties to the arrangement that they will not be prosecuted under the federal anti-kickback statute. The failure of a transaction or arrangement to fit precisely within one or more safe harbors does not necessarily mean that it is illegal or that prosecution will be pursued. However, conduct and business arrangements that do not fully satisfy each applicable safe harbor element may result in increased scrutiny by government enforcement authorities or invite litigation by private citizens under state or federal false claims statutes.

- Our relationships with referral sources, including GHC Program patients, are subject to scrutiny under the federal anti-kickback statute and must be structured in a manner to promote compliance.
- The penalties for violating the federal anti-kickback statute include imprisonment for up to ten years, fines of up to \$100,000 per violation of and possible exclusion from federal healthcare programs such as Medicare and Medicaid. A federal anti-kickback statute violation can also form the basis for a false claim under the FCA. Many states have adopted prohibitions similar to the federal anti-kickback statute, some of which apply to the referral of patients for healthcare items and services reimbursed by any source, not only by government programs such as Medicare and Medicaid.
- a provision of the Social Security Act, the federal Physician Self-Referral Law, commonly referred to as the Stark Law, that, subject to certain exceptions, prohibits physicians from making a referral to an entity for certain “designated health services” or “DHS” payable by Medicare if the physician, or an immediate family member of the physician, has a direct or indirect financial relationship (including ownership interests and compensation arrangements) with the entity. The Stark Law also prohibits such an entity from presenting or causing to be presented a claim to Medicare for DHS provided pursuant to a prohibited referral, and provides that certain collections related to any such claims must be refunded in a timely manner. Although the Stark Law is drafted to apply only to Medicare claims, the DOJ has taken the position that it applies to Medicaid claims under an extension of the federal FCA and several courts, including federal district courts in Florida and Texas, have agreed.
 - The Stark Law is a strict liability statute and therefore, any referrals for Medicare DHS pursuant to a financial relationship that does not meet an exception will be nonpayable and subject to refund to Medicare. In addition, any Medicare “overpayment” (that is, Medicare funds to which a person is not entitled) must be returned within 60 days of identification—or risk liability under the FCA’s “obligation” provision. Therefore, claims relating to Stark Law violations must be timely refunded to Medicare or we would risk liability under the federal FCA.
 - All of our relationships with referring physicians will implicate the Stark Law, including our ownership, physician employment, independent contractor physicians, lease arrangements with physicians, nonmonetary compensation to physicians, and our relationships with hospitals and other entities. Each such financial relationship must satisfy a Stark Law exception.
 - Because our practices perform and bill for DHS within the practice (e.g., outpatient drugs, laboratory services, etc.), an exception to the Stark Law must be met with respect to those referrals. Generally, the In-Office Ancillary Services (“IOAS”) Exception is utilized for referrals of DHS made within a physician’s group practice. Alternatively, the Physician Services Exception could also be used to shield referrals of physician services within a physician group. In order to utilize both the IOAS Exception and the Physician Services Exception, the group must, among other things, satisfy the Stark Law’s definition of a “group practice.” The group practice definition also encompasses how a physician practice may compensate its physician shareholders, employees, and independent contractors. Our ancillary services revenues must be allocated in a compliant manner to avoid falling outside of the Group Practice definition, which would result in all of our Medicare (and potentially, Medicaid) DHS referral revenues becoming nonpayable, and subject to refund.

- Violations of the Stark Law may result in civil penalties and program exclusions for knowing violations, civil assessment of up to three times the amount claimed.
 - Another federal law, the Civil Monetary Penalties Law (“CMPL”) provides for additional civil monetary penalties against an entity that engages in prohibited activities including but not limited to violations of the Stark Law or anti-kickback laws, knowing submission of a false or fraudulent claim, employment of an excluded individual and the provision or offer of anything of value to a Medicare or Medicaid beneficiary that the transferring party knows or should know is likely to influence beneficiary selection of a particular provider for which payment may be made in whole or in part by Medicare or Medicaid;
 - “Remuneration” is defined under the CMPL as any transfer of items or services for free or for less than fair market value. There are certain exceptions to the definition of remuneration for offerings that meet the Financial Need, Preventative Care, or Promoting Access to Care exceptions. Sanctions for violations of the CMPL include civil monetary penalties and administrative penalties up to and including exclusion from participation in federal healthcare programs.
- similar state law provisions pertaining to anti-kickback, fee splitting, self-referral and false claims, and other fraud and abuse issues which typically are not limited to relationships involving government-funded programs. In some cases these laws prohibit or regulate additional conduct beyond what federal law affects, including applicability to items and services paid by commercial insurers and private pay patients. Penalties for violating these laws can range from physician licensure sanctions, fines and criminal sanctions;
 - provisions of 18 U.S.C. § 1347 that prohibit knowingly and willfully executing a scheme or artifice to defraud a healthcare benefit program or falsifying, concealing or covering up a material fact or making any material false, fictitious or fraudulent statement in connection with the delivery of or payment for healthcare benefits, items or services. A person or entity does not need to have actual knowledge of the statute or specific intent to violate it in order to have committed a violation;
- federal and state regulations that broadly define provider and supplier affiliation and require providers to disclose to GHC Programs certain disclosable events including, without limitation, current or previous direct or indirect affiliations with providers or suppliers having uncollected debt to GHC Programs, being subject to payment suspension, being excluded from participation in GHC Programs or had such billing privileges denied or revoked, and that permit GHC Programs to deny or revoke provider or supplier enrollment based upon such affiliations upon determining that the affiliations pose an undue risk of fraud, waste, or abuse;
- state laws that prohibit general business corporations from practicing medicine, exercising control over physicians’ medical decisions or engaging in certain practices or financial arrangements, such as splitting fees with physicians. These laws and their interpretations vary from state to state and are enforced by state courts and regulatory authorities, each with broad discretion, and are subject to change and to evolving interpretations by state boards of medicine and state attorneys general, among others;
- federal and state laws governing participation in GHC Programs could result in denial of our application to become a participating provider or revocation of our participation or billing privileges, which in turn, could cause us to not be able to treat patients covered by the applicable program or prohibit us from billing for the treatment services provided to such patients;
- federal and state laws that prohibit providers from billing and receiving payment from Medicare and Medicaid for services unless the services are medically necessary, adequately and accurately documented, and billed using codes that accurately reflect the type and level of services rendered;

- federal and state laws and policies that require healthcare providers to maintain licensure, certification, or accreditation to enroll and participate in the Medicare and Medicaid programs, to report certain changes in their operations to the agencies that administer these programs;
- reassignment of payment rules that prohibit certain types of billing and collection practices in connection with claims payable by the Medicare or Medicaid programs;
- laws that regulate debt collection practices, as applied to our debt collection practices;
- federal and state laws pertaining to the provision and coverage of services by non-physician practitioners, such as advanced nurse practitioners, physician assistants and other clinical professionals, physician supervision of such services and reimbursement requirements that may be dependent on the manner in which the services are provided and documented; and
- federal laws that impose civil administrative sanctions for, among other violations, inappropriate billing of services to federal healthcare programs, inappropriately reducing hospital inpatient lengths of stay for such patients or employing individuals who are excluded from participation in federally funded healthcare programs.

In addition, we believe that our business will continue to be subject to increasing regulation, the scope and effect of which we cannot predict. See Item 1. Business—“Government Regulation.”

We may in the future become the subject of regulatory or other investigations, audits or proceedings, and our interpretations of applicable laws, rules and regulations may be challenged, which could have a material adverse effect on our business, financial condition, results of operations, cash flows and the trading price of our securities. For example, in some states, we are dependent on our relationship with affiliated practices, which we do not own, to provide physician and other clinical services, and our business would be adversely affected if those relationships were disrupted or if our arrangements with our providers are found to violate state laws prohibiting the corporate practice of medicine or fee splitting, or if our contractual relationships with such entities ceases to continue. Our contracts include management services agreements among other agreements with such affiliated practices, to which these practices reserve exclusive control and responsibility for all aspects of the practice of medicine and delivery of medical services. While we seek to substantially comply with the applicable state prohibitions on the corporate practice of medicine and fee splitting, these laws could impact our business operations, and state officials who administer these laws or other third parties may successfully challenge our contractual arrangements, which could subject us to civil and criminal penalties and require us to restructure our relationships with providers to comply with these statutes, which could have a material adverse effect on our business, financial condition, and operations. Additionally, state corporate practice of medicine doctrines often impose penalties on physicians themselves for aiding the corporate practice of medicine, which could impact physicians participating with our affiliated practices. See Item 1. Business—“Government Regulation—Fee Splitting; Corporate Practice of Medicine.”

Further, regulatory authorities or other parties also could assert that our relationships, including fee arrangements, among our affiliated professional contractors, hospital clients or referring physicians violate the anti-kickback, fee splitting or self-referral laws and regulations or that we have submitted false claims or otherwise failed to comply with government program reimbursement requirements. See Item 1. Business—“Government Regulation—Fraud and Abuse Provisions” and “—Government Regulatory Requirements.” In addition, federal and state law enforcement agencies have indicated that funds distributed under the Coronavirus Aid, Relief, and Economic Security Act (“CARES Act”) to reimburse eligible healthcare providers for lost revenue and expenses attributable to COVID-19 (“Provider Relief Funds”) will be subject to scrutiny and that any non-compliance with the terms and conditions for receiving Provider Relief Funds may require recipients to repay some or all amounts received and/or may subject recipients to investigations and potential fines and penalties, including liability under the FCA. Such investigations, proceedings and challenges could result in substantial defense costs to us and a diversion of management’s time and attention. In addition, violations of these laws are punishable by monetary fines, civil and criminal penalties, exclusion from participation in GHC

Programs, and forfeiture of amounts collected in violation of such laws and regulations, any of which could have a material adverse effect on our business, financial condition, results of operations, cash flows and the trading price of our securities. Additionally, federal and state fraud and abuse laws, rules and regulations are not static and amendments, clarifications, revisions, or other modifications to these laws may occur from time to time. For instance, on December 2, 2020, both CMS and the Department of Health and Human Services Office of Inspector General (“OIG”) issued Final Rules revising the federal anti-kickback statute, the CMPL, and the Stark Law regulations to foster arrangements that would promote care coordination, advance the delivery of value-based care, and protect consumers from harms caused by fraud and abuse through additional new statutory definitions, safe harbors, and exceptions. Compliance with federal fraud and abuse laws such as the anti-kickback statute, the CMPL, and the Stark Law involves constant monitoring for regulatory changes, agency and court interpretations, and revisiting of arrangements based on new interpretations or clarifications, all of which will require ongoing compliance costs. In addition, these laws and their exceptions and safe harbors are complex and clear interpretations are not always available. Despite our efforts to comply, we cannot guarantee that a government agency will necessarily agree with our interpretations or that one or more of our arrangements will not be subject to challenge, nor can we provide any assurance that they will not have an adverse effect on our business, financial condition, results of operations, cash flows and the trading price of our securities.

Government authorities or other parties may assert that our business practices violate antitrust laws.

The healthcare industry is subject to close antitrust scrutiny. The FTC, the Antitrust Division of the DOJ and state Attorneys General all actively review and, in some cases, take enforcement action against businesses, particularly in the healthcare industry, and can also bring antitrust suits. Violations of antitrust laws may be punishable by substantial penalties, including significant monetary fines and treble damages, civil penalties, criminal sanctions, and consent decrees and injunctions prohibiting certain activities or requiring divestiture or discontinuance of business operations. Any of these penalties could have an adverse effect on our business, financial condition, results of operations, cash flows and the trading price of our securities.

Our affiliated physicians and other individual providers may not satisfy all conditions of payment or otherwise appropriately record or document services that they provide.

Our affiliated physicians and other individual providers are responsible for maintaining all required professional licensures or certifications in good standing, which is generally a condition of reimbursement in GHC Programs and in private insurance, and for appropriately recording and documenting the services that they provide. We use this information to seek reimbursement for their services from third-party payors. In addition, we utilize third-party contractors to perform certain revenue cycle management functions for healthcare providers, including medical coding. If our affiliated physicians or other individual providers and third-party contractors do not appropriately document, or where applicable, code for their services or our customers’ services, we could be subjected to administrative, regulatory, civil, or criminal investigations or sanctions and our business, financial condition, results of operations and cash flows could be materially adversely affected. We are further obligated under the federal FCA to timely report and return any identified overpayments and to maintain reasonable internal audit mechanisms to identify overpayments. Failure to timely report and return overpayments to Medicare or Medicaid could subject us to liability under the federal FCA, and also equivalent false claims acts on the state level.

Risks Related to Our Business Strategy

We currently outsource, and from time to time in the future may outsource, a portion of our internal business functions to third-party providers. Outsourcing these functions has significant risks, and our failure to successfully manage these risks could materially adversely affect our business, results of operations and financial condition.

We currently, and from time to time in the future, may outsource portions of internal business functions, including our revenue cycle management functions, to third-party service providers. These functions are

performed both domestically and in offshore locations, with our oversight. If our outsourcing partners fail to perform their obligations in a timely manner at satisfactory quality levels, in compliance with regulatory requirements, or if they are unable to attract or retain sufficient personnel with the necessary skill sets to meet our outsourcing needs, the efficiency, effectiveness and quality of our services could suffer. Reliance on third-party providers could have significant negative consequences, including significant disruptions in our operations and significantly increased costs to undertake such operations, either of which could damage our relationships with our patients and customers. In connection with the transition of our revenue cycle management function, we have and could experience a further reduction in revenue due to delays in collection efforts or the inability to collect from patients or third-party payors, claim denials, recoupments, or governmental and third-party audits, all of which have and may further impact our profitability and cash flow. In addition, our reliance on a workforce in other countries exposes us to disruptions in the business, political and economic environment in those regions. Further, any changes to existing laws or the enactment of new legislation restricting offshore outsourcing in the United States may adversely affect our ability to outsource functions to third-party offshore service providers. Our ability to manage any difficulties encountered could be largely outside of our control. In addition, federal government and third-party payors may have prohibitions or restrictions on the use of third-party service providers outside of the United States and/or require notice for the use of such third-party service providers. Diminished service quality from outsourcing, our inability to utilize offshore service providers or the failure to comply with restrictions on the use of third-party service providers could have an adverse effect on our business, financial condition, results of operations, cash flows and the trading price of our securities.

We may not find suitable acquisition candidates or successfully integrate our acquisitions. Our acquisitions may expose us to greater business risks and could affect our payor mix.

We have expanded and continue to seek to expand our presence in new and existing metropolitan areas by acquiring established physician group practices. Also, both independently and in collaboration with our hospital partners, we may seek to expand into new specialties and subspecialties. In addition, we have acquired physician and other healthcare services companies that are complementary to our physician practices.

Our acquisition strategy involves numerous risks and uncertainties, including:

- We may not be able to identify suitable acquisition candidates or strategic opportunities or implement successfully or realize the expected benefits of any suitable opportunities. In addition, we compete for acquisitions with other potential acquirers, some of which may have greater financial or operational resources than we do. This competition may intensify due to the ongoing consolidation in the healthcare industry, which may increase our acquisition costs.
- We may not be able to complete acquisitions of physician practices or services companies or we may complete acquisitions on less favorable terms as a result of changes in tax laws, healthcare fraud and abuse laws, financial market or other economic or market conditions.
- We may not be able to successfully integrate completed acquisitions, including our recent acquisitions. Integrating completed acquisitions into our existing operations involves numerous short-term and long-term risks, including diversion of our management's attention, failure to retain key personnel, long-term value of acquired intangible assets and acquisition expenses. In addition, we may be required to comply with laws, rules and regulations that may differ not only from those of the states in which our operations are currently conducted but from an expansion in the service offerings we provide in certain states for which the laws, rules and regulations may be different.
- We cannot be certain that any acquired business will continue to maintain its pre-acquisition revenue and growth rates or be financially successful. In addition, we cannot be certain of the extent of any unknown or contingent liabilities of any acquired business, including liabilities for failure to comply with applicable laws, or liabilities relating to medical malpractice claims. Generally, we obtain indemnification agreements from the sellers of businesses acquired with respect to pre-closing acts, omissions and other similar risks. It is possible that we may seek to enforce indemnification provisions

in the future against sellers who may no longer have the financial wherewithal to satisfy their obligations to us. Accordingly, we may incur material liabilities for past activities of acquired businesses.

- We could incur or assume indebtedness and issue equity in connection with acquisitions. The issuance of shares of our common stock for an acquisition may result in dilution to our existing shareholders and, depending on the number of shares that we issue, the resale of such shares could affect the trading price of our common stock.
- We may acquire businesses that derive a greater portion of their revenue from GHC Programs than what we recognize on a consolidated basis or that have business models with lower operating margins than ours. These acquisitions could affect our overall payor mix or operating results in future periods.
- Acquisitions of practices and services companies could entail financial and operating risks not fully anticipated. Such acquisitions could divert management's attention and our resources.
- An acquisition could be subject to challenge under the antitrust laws either before or after it is consummated. Such a challenge could involve substantial legal costs and divert management's attention and resources and could result in us having to abandon the transaction or make a divestiture.

If we are not successful in integrating an acquisition, we may decide to dispose of such acquisition and may do so at a loss or record impairments in connection with such a disposition, such as in our disposition of our anesthesiology and radiology medical groups in 2020.

We may not be able to successfully execute our same-unit and organic growth strategies.

In addition to our acquisition growth strategy, we seek opportunities for increasing revenue from our existing operations through same-unit and organic growth strategies. We also seek opportunities to grow organically outside of our existing operations. We may not be able to successfully execute our same-unit and organic growth strategies for reasons including the following:

- We may not be able to expand the services that our affiliated physicians provide to our hospital partners or the services provided by our services companies to their customers.
- We may not be able to attract referrals to our office-based practices or neonatology transports to our hospital-based units.
- We may not be able to execute new contractual arrangements with hospitals, including through joint ventures, where we either currently provide or do not currently provide physician services.
- We may not be able to work with our hospital partners to develop integrated services programs for which we become a multi-specialty provider of solutions within the maternal-fetal, newborn, pediatric continuum of care.
- We may not accurately project same-unit and organic growth performance, including projections of revenue and operating expenses, or we may experience a shift in the mix of services that certain of our customers request from us, potentially resulting in lower margins.

In addition, certain of our organic growth strategies may involve risks and uncertainties similar to those for our acquisition strategy. See "We may not find suitable acquisition candidates or successfully integrate our acquisitions. Our acquisitions may expose us to greater business risks and could affect our payor mix."

We may not effectively manage our growth.

We have historically experienced growth in our business, including growth outside of our core physician specialties. Growth in the number of our employees and affiliated physicians has in the past placed significant

demands on our financial, operational and management resources. Significant growth may impair our ability to provide our services efficiently and to manage our employees adequately. While we are taking steps to manage our growth, our future results of operations could be adversely affected if we are unable to do so effectively.

Hospitals or other customers may terminate their agreements with us, our physicians may lose the ability to provide services in hospitals or administrative fees paid to us by hospitals may be reduced.

Our net revenue is derived primarily from fee-for-service billings for patient care and other services provided by our affiliated physicians and from administrative fees paid to us by hospitals. See Item 1. Business—“Relationships with Our Partners—Hospitals.” Our hospital partners or other customers may cancel or not renew their contracts with us, may reduce or eliminate our administrative fees in the future, or refuse to pay us our administrative fees if we fail to honor the terms of our agreement or fail to meet certain performance metrics under those agreements. Further, consolidation of hospitals, healthcare systems or other customers could adversely affect our ability to negotiate with these entities. Adverse economic conditions, including decreased federal and state funding to hospitals, could influence future actions of our hospital partners or other customers. In addition, hospitals may from time to time cancel or delay certain elective procedures in order to address increasing demand for beds by other patients. To the extent that our arrangements with our hospital partners or other customers are canceled or are not renewed or replaced with other arrangements having at least as favorable terms, our business, financial condition and results of operations could be adversely affected. In addition, to the extent our affiliated physicians lose their privileges in hospitals or hospitals enter into arrangements with or employ other physicians, including our existing affiliated physicians, our business, financial condition, results of operations and cash flows could be adversely affected.

Risks Related to Operating our Business

We are dependent upon our key management personnel for our future success.

Our success depends to a significant extent on the continued contributions of our key management personnel for the management of our business and implementation of our business strategy. Any losses of or changes in key management personnel could have a material adverse effect on our business, financial condition, results of operations, cash flows and the trading price of our securities.

Our quarterly results will likely fluctuate from period to period.

We have historically experienced and expect to continue to experience quarterly fluctuations in net revenue and net income. For example, we typically experience negative cash flow from operations in the first quarter of each year, principally as a result of bonus payments to affiliated physicians as well as discretionary matching contributions for participants in our qualified contributory savings plans. In addition, a significant number of our employees and associated professional contractors (primarily affiliated physicians) exceed the level of taxable wages for social security contributions during the first and second quarters. As a result, we incur a significantly higher payroll tax burden and our net income is lower during those quarters. Moreover, a lower number of calendar days are present in the first and second quarters of the year as compared to the remainder of the year. Because we provide services in the NICU on a 24-hours-a-day basis, 365 days a year, any reduction in service days will have a corresponding reduction in net revenue. In addition, any reduction in office days in our office-based practices will also have a corresponding reduction in net revenue. We also have significant fixed operating costs, including costs for our affiliated physicians, and as a result, are highly dependent on patient volume and capacity utilization of our affiliated physicians to sustain profitability. Quarterly results may also be impacted by the timing of acquisitions and any fluctuation in patient volume. As a result, our results of operations for any quarter are not indicative of results of operations for any future period or full fiscal year.

We may write-off intangible assets, such as goodwill.

The carrying value of our intangible assets, which consists primarily of goodwill related to our acquisitions, is subject to testing at least annually, and more frequently if impairment indicators exist. Under current

accounting standards, goodwill is tested for impairment on at least an annual basis and more frequently if impairment indicators exist, and we have been subject to impairment losses as circumstances have changed after acquisition. If we record additional impairment losses related to our goodwill in the future, it could have an adverse effect on our business, financial condition, results of operations, cash flows and the trading price of our securities.

We are subject to medical malpractice and other lawsuits that may not covered by insurance.

Our business entails an inherent risk of claims of medical malpractice against our affiliated physicians and us. We may also be subject to other lawsuits which may involve large claims and significant defense costs. Although we currently maintain liability insurance coverage intended to cover professional liability and other claims, there can be no assurance that our insurance coverage will be adequate to cover liabilities arising out of claims asserted against us where the outcomes of such claims are unfavorable to us. Generally, we self-insure our liabilities to pay retention amounts for professional liability matters through a wholly owned captive insurance subsidiary. Liabilities in excess of our insurance coverage, including coverage for professional liability and other claims, could have a material adverse effect on our business, financial condition, results of operations, cash flows and the trading price of our securities. See Item 1. Business—“Other Legal Proceedings” and—“Professional and General Liability Coverage.”

The reserves that we have established related to our professional liability losses are subject to inherent uncertainties and if actual costs exceed our estimates this may lead to a reduction in our net earnings.

We have established reserves for losses and related expenses that represent estimates involving actuarial projections. These actuarial projections are developed at a given point in time and represent our expectations of the ultimate resolution and administration of costs of losses incurred with respect to professional liability risks for the amount of risk retained by us. Insurance reserves are inherently subject to uncertainty. Our reserve estimates are based on actuarial valuations using historical claims, demographic factors, industry trends, severity and exposure factors and other actuarial assumptions. The estimates of projected ultimate losses are developed at least annually. Our reserves have been, and could further be, significantly affected should current and future occurrences differ from historical claim trends and expectations. While claims are monitored closely when estimating reserves, the complexity of the claims and wide range of potential outcomes often hamper timely adjustments to the assumptions used in these estimates. Actual losses and related expenses may deviate, perhaps substantially, from the reserve estimates reflected in our financial statements. If our estimated reserves are determined to be inadequate, we have been and could further be required to increase reserves at the time the deficiency is determined. See Item 7. Management’s Discussion and Analysis of Financial Condition and Results of Operations—“Application of Critical Accounting Policies and Estimates—Professional Liability Coverage.”

We are subject to litigation risks.

From time to time, we are involved in various litigation matters and claims, including regulatory proceedings, administrative proceedings, governmental investigations, and contract disputes, as they relate to our services and business. We may face potential claims or liability for, among other things, breach of contract, defamation, libel, fraud, negligence or data breaches. Our contracts with hospitals generally require us to indemnify them and their affiliates for losses resulting from the negligence of our affiliated physicians and other clinicians. We may also face employment-related litigation, including claims of age discrimination, sexual harassment, gender discrimination, immigration violations, or other local, state, and federal labor law violations. Because of the uncertain nature of litigation and insurance coverage decisions, the outcome of such actions and proceedings cannot be predicted with certainty and an unfavorable resolution of one or more of them could have an adverse effect on our business, financial condition, results of operations, cash flows and the trading price of our securities. In addition, legal fees and costs associated with prosecuting and defending litigation matters could have an adverse effect on our business, financial condition, results of operation and the trading price of our securities.

We may not be able to collect reimbursements for our services from third-party payors.

A significant portion of our net revenue is derived from reimbursements from various third-party payors, including GHC Programs, private insurance plans and managed care plans, for services provided by our affiliated professional contractors. We are responsible for submitting reimbursement requests to these payors and collecting the reimbursements, and we assume the financial risks relating to uncollectible and delayed reimbursements. In the current healthcare environment, payors continue efforts to control expenditures for healthcare, including revisions to coverage and reimbursement policies. Due to the nature of our business and our participation in government-funded and private reimbursement programs, we are involved from time to time in inquiries, reviews, audits and investigations by governmental agencies and private payors of our business practices, including assessments of our compliance with coding, billing and documentation requirements. We may be required to repay these agencies or private payors if a finding is made that we were incorrectly reimbursed within a certain time period, or we may become involved in disputes with payors and could be subjected to pre-payment and post-payment reviews, which can be time-consuming and result in non-payment or delayed payment for the services we provide. We may also experience difficulties in collecting reimbursements because third-party payors may seek to reduce or delay reimbursements to which we are entitled for services that our affiliated physicians have provided, they experience administrative issues that result in a delay in reimbursements, or pursuant to binding arbitration proceedings for out-of-network items or services. In addition, GHC Programs may deny or revoke our application to become a participating provider if we do not disclose certain events relating to our affiliates or for other reasons that could cause us to not be able to provide services to patients or prohibit us from billing for such services. GHC Programs may also suspend our payments pending an audit or investigation, which could last for an extended period of time. If we are not reimbursed fully or in a timely manner for such services or there is a finding that we were incorrectly reimbursed, our revenue, cash flows and financial condition could be materially, adversely affected. In addition, we may choose to challenge certain GHC reimbursement decisions through administrative appeal mechanisms. Currently, many of those appeal pathways are backlogged and slow to provide resolution, further affecting our ability to collect reimbursement for services rendered.

In addition, adverse economic conditions could affect the timeliness and amounts received from our third-party and government payors which would impact our short-term liquidity needs.

Risks Related to our Capital Structure

Our current indebtedness and any future indebtedness could adversely affect us by reducing our flexibility to respond to changing business and economic conditions and expose us to interest rate risk to the extent of any variable rate debt. In addition, a certain portion of our interest expense may not be deductible.

As of December 31, 2022, our total indebtedness was \$644.6 million, of which \$400.0 million was at fixed interest rates and \$244.6 million was at variable rates. We also had \$446.0 million of additional borrowing capacity under our revolving line of credit which was subject to a variable interest rate. Other debt we incur also could be variable rate debt. In addition, United States tax law places certain limitations on the deductibility of interest expense at a percentage of taxable income. If interest rates continue to increase, any variable rate debt will create higher debt service requirements, and if interest expense increases beyond a specified percentage of taxable income, a portion of that interest expense may not be deductible for income tax purposes, which could adversely affect our results of operations and cash flows.

We have limited restrictions on incurring substantial additional indebtedness in the future. Our current indebtedness and any future increases in leverage could have adverse consequences on us, including:

- a substantial portion of our cash flow from operations will be required to service interest and principal payments on our debt and will not be available for operations, working capital, capital expenditures, expansion, acquisitions, dividends or general corporate or other purposes;
- our ability to obtain additional financing in the future may be impaired;

- we may be more highly leveraged than our competitors, which may place us at a competitive disadvantage;
- our flexibility in planning for, or reacting to, changes in our business and industry may be limited; and
- we may be more vulnerable in the event of a downturn in our business, our industry or the economy in general.

Our ability to make payments on and to refinance our debt will depend on our ability to generate cash in the future. This, to a certain extent, is subject to general economic, business, financial, competitive, legislative, regulatory, and other factors that are beyond our control. We cannot assure you that our business will generate sufficient cash flow from operations or that future borrowings will be available under our revolving line of credit in an amount sufficient to enable us to pay our debt or to fund our other liquidity needs.

Any failure to make payments of interest and principal on our outstanding indebtedness on a timely basis would likely result in other defaults, disrupt our operations and cause a reduction of our credit rating, which could further harm our ability to finance or refinance our obligations and business operations.

If our cash flows and capital resources are insufficient to fund our debt service requirements, we may be forced to reduce or delay acquisitions or other investments, or to seek additional capital, or restructure or refinance our indebtedness. Our ability to restructure or refinance our debt will depend on the condition of the capital markets and our financial condition at such time. We cannot assure you that we will be able to refinance any of our debt, including our revolving line of credit and senior notes, on commercially reasonable terms or at all.

Provisions of our articles and bylaws could deter takeover attempts, but our business could be negatively affected as a result of shareholder activism.

Our Amended and Restated Articles of Incorporation, as amended, authorize our Board of Directors to issue up to 1,000,000 shares of undesignated preferred stock and to determine the powers, preferences and rights of these shares without shareholder approval. This preferred stock could be issued with voting, liquidation, dividend and other rights superior to those of the holders of common stock. The issuance of preferred stock under some circumstances could have the effect of delaying, deferring or preventing a change in control. In addition, provisions in our Amended and Restated Articles of Incorporation, as amended, and Bylaws, including those relating to calling shareholder meetings, taking action by written consent and other matters, could render it more difficult or discourage an attempt to obtain control of Pediatrix through a proxy contest or consent solicitation, however, there is no assurance that these provisions would have such an effect. These provisions could limit the price that some investors might be willing to pay in the future for shares of our common stock. Notwithstanding these provisions, we could, and have, become the target of activist shareholders who acquire ownership positions in our common stock and seek to influence our company. Responding to actions by activist shareholders can be costly and time-consuming, disrupt our business and divert the attention of our Board of Directors, management and employees. Additionally, perceived uncertainties as to our future direction, including the composition of our Board of Directors, as a result of shareholder activism may lead to the perception of a change in the direction of our business or other instability, which may be exploited by our competitors, cause concern to our current or potential customers and acquisition candidates, and make it more difficult for us to attract and retain qualified personnel, which could have a material adverse effect on our business, financial condition, results of operations, and cash flows and the trading prices of our securities. In addition, the trading prices of our securities may experience periods of increased volatility as a result of shareholder activism.

Risks Related to Labor

We may not be able to successfully recruit, onboard and retain qualified physicians and other clinicians and other personnel, and our compensation expense for existing clinicians and other personnel may increase.

We are dependent upon our ability to recruit and retain a sufficient number of qualified physicians and other clinicians and other personnel to service existing units at hospitals and our affiliated practices and expand our business. We compete with many types of healthcare providers, including teaching, research and government institutions, hospitals and health systems and other practice and services groups, for the services of qualified clinicians. The U.S. is currently experiencing and is expected to continue to experience a nationwide healthcare professional shortage, particularly as healthcare providers burn out from their work during the COVID-19 pandemic. Due to this increased exit from healthcare practice and lack of sufficient new talent to replace them, our recruiting efforts have become increasingly more competitive. We may not be able to continue to recruit new clinicians or other personnel or renew contracts with existing clinicians or other personnel on acceptable terms. We have and may seek to renew clinician contracts prior to their existing renewal date for various reasons, including to move clinicians to a different compensation structure. We may not be successful in these early renewal efforts, and further, clinical compensation may increase as a result of incremental compensation incentives that may be required by clinicians to agree to the change in compensation structure. In addition, the recruiting and onboarding process for certain of our physicians and other clinicians can take several months, or longer, to complete due to various requirements, including state licensing and hospital credentialing. In addition, if the demand exceeds the supply for physicians and other clinicians and personnel either in general or in specific markets, we could experience an increase in compensation expense, including premium pay and agency labor costs. If we are unable to recruit new physicians, renew contracts on acceptable terms or onboard physicians, clinicians and other personnel in a reasonable period of time, our ability to service existing or new hospital units and staff existing or new office-based practices could be adversely affected. In addition, if we experience a higher rate of growth in compensation expense, our business, financial condition, results of operations, cash flows and the trading price of our securities could be adversely affected.

A significant number of our affiliated physicians or other clinicians could leave our affiliated practices or our affiliated practices may be unable to enforce the non-competition covenants of departed physicians.

Our affiliated professional contractors usually enter into employment agreements with our affiliated physicians. Certain of our employment agreements can be terminated without cause by any party upon prior written notice. In addition, substantially all of our affiliated physicians have agreed not to compete within a specified geographic area for a certain period after termination of employment. The law governing non-compete agreements and other forms of restrictive covenants varies from state to state. Although we believe that the non-competition and other restrictive covenants applicable to our affiliated physicians are reasonable in scope and duration and therefore enforceable under applicable state law, courts and arbitrators in some states may be reluctant to enforce non-compete agreements and restrictive covenants against physicians. In addition, we have and may incur significant legal fees to pursue enforcement of such agreements and restrictive covenants. Further, the Federal Trade Commission issued a proposed rule on January 5, 2023 that would prohibit employers from using non-compete clauses with workers. Our affiliated physicians or other clinicians may leave our affiliated practices for a variety of reasons, including in order to provide services for other types of healthcare providers, such as teaching, research and government institutions, hospitals and health systems and other practice groups. If a substantial number of our affiliated physicians or other clinicians leave our affiliated practices, we could incur significant legal fees to pursue enforcement of certain covenants within employment agreements or if our affiliated practices are unable to enforce the non-competition covenants in the employment agreements, our business, financial condition, results of operations and cash flows could be adversely affected.

Information Systems, Cybersecurity and Data Privacy Risks

We may not be able to maintain effective and efficient information systems or properly safeguard our information systems.

Our operations are dependent on uninterrupted performance of our information systems. Failure to maintain reliable information systems, disruptions in our existing information systems or the implementation of new systems could cause disruptions in our business operations, including errors and delays in billings and collections, difficulty satisfying requirements under hospital contracts, disputes with patients and payors, violations of patient privacy and confidentiality requirements and other regulatory requirements, increased administrative expenses and other adverse consequences.

In addition, information security risks have generally increased in recent years, and in particular during COVID-19, because of new technologies and the increased activities of perpetrators of cyber-attacks resulting in the theft of protected health, business or financial information. Despite our layered security controls, experienced computer programmers and hackers have been and may be able to penetrate our information systems and may have and may be able to misappropriate or compromise sensitive patient or personnel information or proprietary or confidential information, create system disruptions or cause shutdowns. They also may be able to develop and deploy viruses, worms and other malicious software programs that disable our systems or otherwise exploit any security vulnerabilities. Outside parties may also attempt to fraudulently induce employees to take actions, including the release of confidential or sensitive information or to make fraudulent payments, through illegal electronic spamming, phishing or other tactics.

A failure in or breach of our information systems as a result of cyber-attacks or other tactics could disrupt our business, has and may result in the disclosure or misuse of PHI, confidential or proprietary business information, and has or may cause financial loss, damage our reputation, increase our administrative expenses, and expose us to additional risk of liability to federal or state governments or individuals. Although we believe that we have reasonable and appropriate information security procedures and other safeguards in place, which are monitored and routinely tested internally and by external parties, as cyber threats continue to evolve, we have been and may be required to expend additional resources to continue to enhance our information security measures or to investigate and remediate any information security vulnerabilities. Our remediation efforts may not be successful and could result in interruptions, delays or cessation of service and loss of existing or potential customers and disruption of our operations, including, without limitation, our billing processes. In addition, breaches of our security measures and the unauthorized dissemination of patient healthcare and other sensitive information, proprietary or confidential information about us, our patients, clients or customers, or other third-parties, could expose such persons' personal information to the risk of financial or medical identity theft or expose us or such persons to a risk of loss or misuse of this information, have resulted in litigation and potential liability for us, and could damage our brand and reputation or otherwise harm our business. Additionally, under certain circumstances, we could be excluded temporarily or permanently from certain commercial or GHC Programs. Any of these disruptions or breaches of security could have an adverse effect on our business, financial condition, results of operations, cash flows and the trading price of our securities.

We may experience difficulties implementing or enhancing technology, software and processes.

We are engaged in various implementation and enhancement efforts for new technology, software and processes, including cloud-based solutions for an enterprise resource planning system ("ERP") and telehealth support, among others. These solutions are designed to provide greater efficiency and flexibility across our enterprise. The ERP cloud-based solution implementation has required and may require additional significant investments of human and financial resources. In implementing and enhancing this and other solutions, we may experience significant delays, increased costs and other difficulties. Any significant disruption or deficiency in the design and implementation of these solutions could adversely affect our ability to operate our business. While we have invested significant resources in planning and project management, unforeseen implementation or enhancement issues may arise. In addition, our efforts to centralize various business processes and functions

within our organization in connection with our system implementations may disrupt our operations. Any implementation or enhancement issues or business operation disruptions could have a material effect on our business, financial condition, results of operations, cash flows, internal control over financial reporting and the trading price of our securities.

Hospitals could limit our ability to use our information management systems in our units by requiring us to use their own information management systems.

Our information management systems are used to support our day-to-day operations and ongoing clinical research and business analysis. If a hospital prohibits us from using our own information management systems, it may interrupt the efficient operation of our information systems which, in turn, may limit our ability to operate important aspects of our business, including billing and reimbursement as well as research and education initiatives. This inability to use our information management systems at hospital locations may have an adverse effect on our business, financial condition, results of operations and cash flows.

Federal and state laws that protect the privacy and security of personal information may increase our costs and limit our ability to collect and use that information and subject us to liability if we are unable to fully comply with such laws.

Numerous federal and state laws, rules and regulations govern the collection, dissemination, use, security and confidentiality of personal information, including individually identifiable health information. These laws include:

- Federal and state laws related to confidentiality, privacy and security of personal information, including PHI, that limit the manner in which we may use and disclose that information, impose obligations to safeguard that information and require that we notify third parties in the event of a breach. For example, HIPAA limits how covered entities and business associates may use and disclose PHI, provides certain rights to individuals with respect to their PHI, and imposes certain security requirements with respect to PHI and information systems containing PHI;
- HIPAA requires covered entities and business associates to develop and maintain policies with respect to the protection of, use and disclosure of PHI, including the adoption of administrative, physical and technical safeguards to protect such information, and certain notification requirements in the event of a breach of unsecured PHI. Additionally, under HIPAA, covered entities must report breaches of unsecured PHI to affected individuals without unreasonable delay, not to exceed 60 days following discovery of the breach by a covered entity or its agents. Notification also must be made to the HHS Office for Civil Rights, and, in certain circumstances involving large breaches, to the media. Business associates must report breaches of unsecured PHI to covered entities within 60 days of discovery of the breach by the business associate or its agents, unless the business associate agreements require a shorter notification period. Unless an exception applies, unauthorized access, acquisition, use or disclosure of PHI is presumed to be a breach under HIPAA unless the covered entity or business associate establishes that there is a low probability the information has been compromised, consistent with requirements enumerated under HIPAA;
- Other federal and state laws restricting the use and protecting the privacy and security of personal information, including health information, many of which are not preempted by HIPAA. In addition, certain states have proposed or enacted legislation that will create new, extensive data privacy and security obligations for certain entities and that gives data subjects various rights with respect to their personal information, such as the California Consumer Privacy Act (“CCPA”), as amended by the California Privacy Rights Act;
- Federal and state consumer protection laws, including the Federal Trade Commission’s authority under Section 5 of the Federal Trade Commission Act; and

- Federal and state laws regulating the conduct of research with human subjects, which include restrictions and requirements relating to the confidentiality of information collected or generated regarding human subjects participating in research.

As part of our business operations, including our medical record keeping, third-party billing, research and other services, we collect and maintain PHI and other personal information in paper and electronic format. Standards related to personal information, whether implemented pursuant to HIPAA, HITECH, state laws, federal or state action or otherwise, could have a significant effect on the manner in which we handle and our ability to collect, generate, and maintain personal information, including PHI, and how we communicate with payors, providers, patients and others. Compliance with these standards, which are diverse and complex, could impose significant costs on us or limit our ability to offer services, thereby negatively impacting the business opportunities available to us.

In addition to the laws above, we may see more stringent state and federal privacy legislation in 2023 and beyond, including potential changes to HIPAA, the enactment of a broad federal consumer privacy law, and the enactment of broad consumer privacy laws in various states. The enactment of such legislation and increased focus on data protection may be more likely as the increased cyber-attacks during COVID-19 have once again put a spotlight on data privacy and security in the U.S. and other jurisdictions, and as federal and state lawmakers look to the EU General Data Protection Regulation as an example of a stringent data protection law enacted in other jurisdictions. We cannot predict where new legislation might arise, the scope of such legislation, or the potential impact to our business and operations. Further, we are also subject to a provision of the federal 21st Century Cures Act that is intended to facilitate the appropriate exchange of health information. In March 2020, the HHS Office of the National Coordinator for Health Information Technology and CMS issued complementary new rules that are intended to clarify provisions of the 21st Century Cures Act regarding interoperability and information blocking and create significant new requirements for healthcare industry participants. It is unclear at this time what the costs of compliance with the new rules will be, and what additional risks there may be to our business. Additionally, on December 1, 2022, the HHS Office for Civil Rights issued a bulletin on the requirements under HIPAA for online tracking technologies (e.g., cookies, pixels) to protect the privacy and security of health information. This bulletin outlined the HHS Office for Civil Rights' position on the use of online tracking technology vendors, when certain information received by such vendors constitutes protected health information under HIPAA, and accordingly, when business associate agreements must be executed between covered entities, like the Company, and such vendors. It is unclear at this time what the costs of compliance with the bulletin will be, and what additional risks there may be to our business.

If we are alleged to not comply with existing or new laws, rules and regulations related to PHI or other personal information we could be subject to litigation and to sanctions that include monetary fines, civil or administrative penalties, civil damage awards or criminal penalties, and incur reputational harm and a negative market perception. For example, entities that are found to be in violation of HIPAA as a result of a breach of unsecured PHI, a complaint about privacy practices or an audit by HHS may be subject to significant civil, criminal and administrative fines and penalties and/or additional reporting and oversight obligations if required to enter into a resolution agreement and corrective action plan with HHS to settle allegations of HIPAA non-compliance. HIPAA has ranges of increasing minimum penalty amounts tiered according to the entity's degree of culpability. Breaches of unsecured PHI may also result in unexpected costs in the millions of dollars to us through third party litigation, contractual breaches, and breach notification and remediation. In addition, we may experience reputational harms and a negative market perception when it comes to protecting patient data and other personal information that could influence our future operations. HIPAA also authorizes state Attorneys General to file suit on behalf of their residents. Courts may award damages, costs and attorneys' fees related to violations of HIPAA in such cases. While HIPAA does not create a private right of action allowing individuals to sue us in civil court for violations of HIPAA, its standards have been used as the basis for duty of care in state civil suits such as those for negligence or recklessness in the misuse or breach of PHI.

Further, in addition to fines and penalties that may be imposed for failure to comply with state law, some states, such as California, also provide for private rights of action to individuals for misuse of or unauthorized access to personal information. Our compliance with these changing and increasingly burdensome and sometimes conflicting regulations and requirements may cause us to incur substantial costs or require us to change our business practices, which may impact our financial condition. Any such claim, proceeding or action could harm our reputation, brand and business, force us to incur significant expenses in defense of such proceedings, distract our management, increase our costs of doing business, result in a loss of customers and suppliers or an inability to process credit card payments and may result in the imposition of monetary penalties. We may also be contractually required to indemnify and hold harmless third parties from the costs or consequences of non-compliance with any laws, regulations or other legal obligations relating to privacy or consumer protection or any inadvertent or unauthorized use or disclosure of data that we store or handle as part of operating our business.

Risks Related to Competition and Consolidation

Our industry is highly competitive.

The healthcare industry is highly competitive and subject to continual changes in the methods by which services are provided and the manner in which healthcare providers are selected and compensated. Because our operations consist primarily of physician services provided within hospital-based units, we compete with other healthcare services companies and physician groups for contracts with hospitals to provide our services to patients. We also face competition from hospitals themselves to provide our services.

Further, consolidation within the healthcare industry could strengthen certain competitors that provide services to hospitals and other customers. Companies in other healthcare industry segments, some of which have greater financial and other resources than ours, may become competitors in providing neonatal, maternal-fetal or other pediatric subspecialty care. Additionally, we face competition from healthcare-focused and other private equity firms. We may not be able to continue to compete effectively in this industry, additional competitors may enter metropolitan areas where we operate, and this increased competition may have an adverse effect on our business, financial condition, results of operations, cash flows and the trading price of our securities.

ITEM 1B. UNRESOLVED STAFF COMMENTS

None.

ITEM 2. PROPERTIES

Our corporate office building, which we own, is located in Sunrise, Florida and contains 80,000 square feet of office space. We also lease space in medical office buildings affiliated with hospitals and other facilities for our business and medical offices, and other needs. We believe that our facilities and the equipment used in our business are in good condition, in all material respects, and sufficient for our present needs.

ITEM 3. LEGAL PROCEEDINGS

The information required by this Item is included in and incorporated herein by reference to Item 1. Business of this Form 10-K under “Government Investigations” and “Other Legal Proceedings.”

ITEM 4. MINE SAFETY DISCLOSURES

Not applicable.

PART II

ITEM 5. MARKET FOR REGISTRANT'S COMMON EQUITY, RELATED STOCKHOLDER MATTERS AND ISSUER PURCHASES OF EQUITY SECURITIES

Common Stock

Our common stock is traded on the New York Stock Exchange (the "NYSE") under the symbol "MD."

As of February 10, 2023, we had 190 holders of record of our common stock, and the closing sales price on that date for our common stock was \$14.95 per share. We believe that the number of beneficial owners of our common stock is greater than the number of record holders because a significant number of shares of our common stock is held through brokerage firms in "street name."

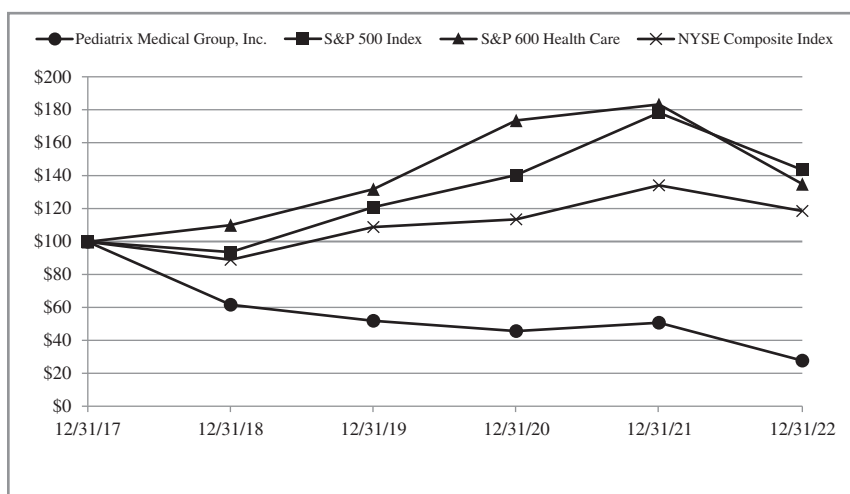
Dividend Policy

We did not declare or pay any cash dividends on our common stock in 2022, 2021, or 2020. The payment of any future dividends will be at the discretion of our Board of Directors and will depend upon, among other things, future earnings, results of operations, capital requirements, our general financial condition, general business conditions and contractual restrictions on payment of dividends, if any, as well as such other factors as our Board of Directors may deem relevant. Our credit agreement (the "Credit Agreement") imposes certain limitations on our ability to declare and pay cash dividends. See Item 7. Management's Discussion and Analysis of Financial Condition and Results of Operations—"Liquidity and Capital Resources."

Performance Graph

The following graph compares the cumulative total shareholder return on \$100 invested on December 31, 2017 in our common stock against the cumulative total return of the S&P 500 Index, S&P 600 Health Care Index, and the NYSE Composite Index. The returns are calculated assuming reinvestment of dividends. The graph covers the period from December 31, 2017 through December 31, 2022. The stock price performance included in the graph is not necessarily indicative of future stock price performance.

The performance graph shall not be deemed incorporated by reference by any general statement incorporating by reference this annual report into any filing under the Securities Act of 1933 or the Securities Exchange Act of 1934, except to the extent that we specifically incorporate this information by reference, and shall not otherwise be deemed filed under such acts.



Company/Index	Base Period	Years Ended December 31,				
	2017	2018	2019	2020	2021	2022
Pediatrix Medical Group, Inc.	\$100.00	\$ 61.75	\$ 52.00	\$ 45.92	\$ 50.92	\$ 27.81
S&P 500 Index	\$100.00	\$ 93.76	\$120.84	\$140.49	\$177.98	\$143.61
S&P 600 Health Care	\$100.00	\$109.77	\$131.87	\$173.30	\$183.28	\$134.84
NYSE Composite Index	\$100.00	\$ 88.80	\$108.62	\$113.40	\$134.00	\$118.55

Issuer Purchases of Equity Securities

During the three months ended December 31, 2022, we withheld 98,932 shares of our common stock to satisfy minimum statutory withholding obligations in connection with the vesting of restricted stock.

Period	Total Number of Shares Repurchased ^(a)	Average Price Paid per Share	Total Number of Shares Purchased as part of the Repurchase Program	Approximate Dollar Value of Shares that May Yet Be Purchased Under the Repurchase Programs ^(a)
October 1 – October 31, 2022	—	\$ —	—	(a)
November 1 – November 30, 2022	—	—	—	(a)
December 1 – December 31, 2022	98,932 (b)	14.86	—	(a)
Total	98,932	\$14.86	—	(a)

a) We have two active repurchase programs. Our July 2013 program allows us to repurchase shares of our common stock up to an amount sufficient to offset the dilutive impact from the issuance of shares

under our equity compensation programs, which is estimated to be approximately 1.1 million shares for 2023. Our August 2018 repurchase program allows us to repurchase up to an additional \$500.0 million of shares of our common stock, of which we repurchased \$494.5 million as of December 31, 2022.

- b) Shares withheld to satisfy minimum statutory withholding obligations of \$1.5 million in connection with the vesting of restricted stock.

The amount and timing of any future repurchases will depend upon several factors, including general economic and market conditions and trading restrictions.

Recent Sales of Unregistered Equity Securities

During the three months ended December 31, 2022, we did not sell any unregistered shares of our equity securities.

Equity Compensation Plans

Information regarding equity compensation plans is set forth in Item 12 of this Form 10-K and is incorporated herein by reference.

ITEM 6. RESERVED

ITEM 7. MANAGEMENT’S DISCUSSION AND ANALYSIS OF FINANCIAL CONDITION AND RESULTS OF OPERATIONS

The following discussion highlights the principal factors that have affected our financial condition and results of operations as well as our liquidity and capital resources for the periods described. This discussion should be read in conjunction with our Consolidated Financial Statements and the related notes included in Item 8 of this Form 10-K. This discussion contains forward-looking statements. Please see the explanatory note concerning “Forward-Looking Statements” preceding Part I of this Form 10-K and Item 1A. Risk Factors for a discussion of the uncertainties, risks and assumptions associated with these forward-looking statements. The operating results for the periods presented were not significantly affected by inflation.

OVERVIEW

Pediatrix is a leading provider of physician services including newborn, maternal-fetal, pediatric cardiology and other pediatric subspecialty care. Our national network is comprised of affiliated physicians who provide clinical care in 37 states. We ceased providing services in Puerto Rico on December 31, 2022. At December 31, 2022, our national network comprised approximately 2,600 affiliated physicians, including 1,330 physicians who provide neonatal clinical care, primarily within hospital-based neonatal intensive care units (“NICUs”), to babies born prematurely or with medical complications. We have 570 affiliated physicians who provide maternal-fetal and obstetrical medical care to expectant mothers experiencing complicated pregnancies primarily in areas where our affiliated neonatal physicians practice. Our network also includes other pediatric subspecialists, including 240 physicians providing pediatric intensive care, 100 physicians providing pediatric cardiology care, 235 physicians providing hospital-based pediatric care, 55 physicians providing pediatric surgical care and urology services, 45 physicians providing pediatric urgent care, 10 physicians providing pediatric ear, nose and throat services, and four physicians providing pediatric ophthalmology services.

General Economic Conditions and Other Factors

Our operations and performance depend significantly on economic conditions. Economic conditions in the United States (“U.S.”) deteriorated as a result of COVID-19, which impacted patient volumes, although patient volumes have recovered to pre-COVID-19 levels as of December 31, 2022. During the year ended December 31, 2022, the percentage of our patient service revenue being reimbursed under government-sponsored healthcare programs (“GHC Programs”) remained relatively stable as compared to the year ended December 31, 2021. We could, however, experience shifts toward GHC Programs if changes occur in economic behaviors or population demographics within geographic locations in which we provide services, including an increase in unemployment and underemployment as well as losses of commercial health insurance. Payments received from GHC Programs are substantially less for equivalent services than payments received from commercial insurance payors. In addition, costs of managed care premiums and patient responsibility amounts continue to rise, and accordingly, we may experience lower net revenue resulting from increased bad debt due to patients’ inability to pay for certain services. See Item 1A. Risk Factors, in this Form 10-K for additional discussion on the general economic conditions in the United States and recent developments in the healthcare industry that could affect our business.

“Surprise” Billing Legislation

In late 2020, Congress enacted legislation intended to protect patients from “surprise” medical bills when services are furnished by providers who are not in network with the patient’s insurer (the “No Surprises Act” or the “NSA”). Effective January 1, 2022, if the patient’s insurance plan is subject to the NSA, providers are not permitted to send patients an unexpected or “surprise” medical bill that arises from out-of-network emergency care provided at an out-of-network facility or at in-network facilities by out-of-network providers and out-of-network nonemergency care provided at in-network facilities without the patient’s informed consent. Many states have legislation on this topic and will continue to modify and review their laws pertaining to surprise billing.

Under the NSA, patients are only required to pay the in-network cost-sharing amount, which has been determined through an established regulatory formula and will count toward the patient's health plan deductible and out-of-pocket cost-sharing limits. Providers will generally not be permitted to balance bill patients beyond this cost-sharing amount. An out-of-network provider will only be permitted to bill a patient more than the in-network cost-sharing amount for care if the provider gives the patient notice of the provider's network status and delivers to the patient or their health plan an estimate of charges within certain specified timeframes, and obtains the patient's written consent prior to the delivery of care. Providers that violate these surprise billing prohibitions may be subject to state enforcement action or federal civil monetary penalties.

Also under the NSA, out of network providers will be paid an amount determined by the patient's insurer for services rendered in the emergency care setting; if a provider is not satisfied with the amount paid for the services, the provider can pursue recourse through an independent dispute resolution ("IDR") process. These IDR results will bind both the provider and payor for a 90-day period. In August 2022, the United States Department of Health and Human Services, Department of Labor and Department of Treasury (the "Departments") issued their final rule and corresponding guidance implementing certain portions of the IDR process under the NSA. The Departments plan to publish additional rules and guidance in the coming months and years. Certain IDR-related provisions of the NSA are being challenged in courts by provider groups, and the result of this litigation may alter portions of the law. Accordingly, we cannot predict how these IDR results will compare to the rates that our affiliated physicians customarily receive for their services.

These measures could limit the amount we can charge and recover for services we furnish where we have not contracted with the patient's insurer, and therefore could have a material adverse effect on our business, financial condition, results of operations, cash flows and the trading price of our securities. Moreover, these measures could affect our ability to contract with certain payors and under historically similar terms and may cause, and the prospect of these changes may have caused, payors to terminate their contracts with us and our affiliated practices, further affecting our business, financial condition, results of operations, cash flows and the trading price of our securities.

Healthcare Reform

The Patient Protection and Affordable Care Act (the "ACA") contains a number of provisions that have affected us and, absent amendment or repeal, may continue to affect us over the next several years. These provisions include the establishment of health insurance exchanges to facilitate the purchase of qualified health plans, expanded Medicaid eligibility, subsidized insurance premiums and additional requirements and incentives for businesses to provide healthcare benefits. Other provisions have expanded the scope and reach of the Federal Civil False Claims Act and other healthcare fraud and abuse laws. Moreover, we could be affected by potential changes to various aspects of the ACA, including changes to subsidies, healthcare insurance marketplaces and Medicaid expansion.

Despite the ACA going into effect over a decade ago, continuous legal and Congressional challenges to the law's provisions and persisting uncertainty with respect to the scope and effect of certain provisions have made compliance costly. In 2017, Congress unsuccessfully sought to replace substantial parts of the ACA with different mechanisms for facilitating insurance coverage in the commercial and Medicaid markets. Congress may again attempt to enact substantial or target changes to the ACA in the future. Additionally, Centers for Medicare & Medicaid Services ("CMS") has administratively revised a number of provisions and may seek to advance additional significant changes through regulation, guidance and enforcement in the future.

At the end of 2017, Congress repealed the part of the ACA that required most individuals to purchase and maintain health insurance or face a tax penalty, known as the individual mandate. In light of these changes, in December 2018, a federal district court in Texas declared that key portions of the ACA were inconsistent with the U.S. Constitution and that the entire ACA is invalid as a result. Several states appealed this decision, and in December 2019, a federal court of appeals upheld the district court's conclusion that part of the ACA is

unconstitutional but remanded for further evaluation whether in light of this defect the entire ACA must be invalidated. Democratic attorneys general and the House appealed the Fifth Circuit's decision to the United States Supreme Court. On June 17, 2021, the United States Supreme Court in *California et al. v. Texas et al.* dismissed this judicial challenge to the ACA brought by several states and sided with supporters of the ACA in a way that left the law in effect in its current form. Another potentially existential challenge to the ACA is advancing in federal courts. In *Braidwood Management v. Becerra*, the plaintiffs argue that the law's requirement that insurance cover certain preventive services is unconstitutional. In September 2022, a federal district court in Texas ruled in favor of the plaintiffs, finding, among other things, that the requirement that self-funded plans and insurers cover certain preventive services violates the plaintiffs' rights under the Religious Freedom Restoration Act. The case is likely to be appealed and may ultimately be resolved by the United States Supreme Court. If the case succeeds, millions of Americans could lose access to preventive care guaranteed by the ACA or be forced to pay out of pocket for these services. Notwithstanding the Supreme Court's ruling, we cannot say for certain whether there will be future challenges to the ACA or what impact, if any, such challenges may have on our business. Changes resulting from these proceedings could have a material impact on our business.

In late 2020 and early 2021, the results of the federal and state elections changed which persons and parties occupy the Office of the President of the United States and the U.S. Senate and many states' governors and legislatures. In late 2022, the results of the federal elections changed which party controls the U.S. House of Representatives. The current Administration may propose sweeping changes to the U.S. healthcare system, including expanding government-funded health insurance options, additional Medicaid expansion or replacing current healthcare financing mechanisms with systems that would be entirely administered by the federal government. Any legislative or administrative change to the current healthcare financing system could have a material adverse effect on our financial condition, results of operations, cash flows and the trading price of our securities.

In addition to the potential impacts to the ACA, there could be changes to other GHC Programs, such as a change to the structure of Medicaid or Medicaid payment rates set forth under state law. Historically, Congress and the Administration have sought to convert Medicaid into a block grant or to institute per capita spending caps, among other things. These changes, if implemented, could eliminate the guarantee that everyone who is eligible and applies for benefits would receive them and could potentially give states new authority to restrict eligibility, cut benefits and make it more difficult for people to enroll. Additionally, several states are considering and pursuing changes to their Medicaid programs, such as requiring recipients to engage in employment or education activities as a condition of eligibility for most adults, disenrolling recipients for failure to pay a premium, or adjusting premium amounts based on income. Many states have recently shifted a majority or all of their Medicaid program beneficiaries into Managed Medicaid Plans. Managed Medicaid Plans have some flexibility to set rates for providers, but many states require minimum provider rates in their contracts with such plans. In July of each year, CMS releases the annual Medicaid Managed Care Rate Development Guide which provides federal baseline rules for setting reimbursement rates in managed care plans. We could be affected by lower reimbursement rates in some of all of the Managed Medicaid Plans with which we participate. We could also be materially impacted if we are dropped from the provider network in one or more of the Managed Medicaid Plans with which we currently participate.

We cannot predict with any assurance the ultimate effect of these laws and resulting changes to payments under GHC Programs, nor can we provide any assurance that they will not have a material adverse effect on our business, financial condition, results of operations, cash flows and the trading price of our securities. Further, any fiscal tightening impacting GHC Programs or changes to the structure of any GHC Programs could have a material adverse effect on our financial condition, results of operations, cash flows and the trading price of our securities.

Medicaid Expansion

The ACA also allows states to expand their Medicaid programs through federal payments that fund most of the cost of increasing the Medicaid eligibility income limit from a state's historic eligibility levels to 133% of the federal poverty level. To date, 39 states and the District of Columbia have expanded Medicaid eligibility to cover this additional low-income patient population, and other states are considering expansion. All of the states in which we operate, however, already cover children in the first year of life and pregnant women if their household income is at or below 133% of the federal poverty level. Recently, Democrats in Congress have sought to expand Medicaid or Medicaid-like coverage in states that have not yet expanded Medicaid. They also have sought to reduce payments to certain hospitals in some of these states. Additionally, as noted above, Congress is currently considering altering the terms and state remuneration for Medicaid expansion pursuant to the ACA. Should any of these changes take effect, we cannot predict with any assurance the ultimate effect to reimbursements for our services.

2022 Acquisition Activity

During 2022, we acquired one multi-location pediatric urgent care practice and one pediatric gastroenterology practice. Based on our experience, we expect that we can improve the results of acquired physician practices through improved managed care contracting, improved collections, identification of growth initiatives and operating and cost savings based upon the significant infrastructure that we have developed.

Common Stock Repurchase Programs

In July 2013, our Board of Directors authorized the repurchase of shares of our common stock up to an amount sufficient to offset the dilutive impact from the issuance of shares under our equity compensation programs. The share repurchase program allows us to make open market purchases from time-to-time based on general economic and market conditions and trading restrictions. The repurchase program also allows for the repurchase of shares of our common stock to offset the dilutive impact from the issuance of shares, if any, related to the Company's acquisition program. No shares were purchased under this program during the twelve months ended December 31, 2022.

In August 2018, the Company announced that its Board of Directors had authorized the repurchase of up to \$500.0 million of the Company's common stock in addition to its existing share repurchase program, of which \$94.0 million remained available for repurchase as of December 31, 2021. Under this share repurchase program, during the year ended December 31, 2022, the Company purchased 4.5 million shares of its common stock for \$88.5 million, including \$2.9 million to satisfy minimum statutory withholding obligations in connection with the vesting of restricted stock. As of December 31, 2022, \$5.5 million remained available under this share repurchase program.

We intend to utilize various methods to effect any future share repurchases, including, among others, open market purchases and accelerated share repurchase programs. The amount and timing of repurchases will depend upon several factors, including general economic and market conditions and trading restrictions.

Transformation and Restructuring Related Initiatives

Beginning in 2019, we developed a number of strategic initiatives across our organization, in both our shared services functions and our operational infrastructure, with a goal of generating improvements in our general and administrative expenses and our operational infrastructure. We had broadly classified these workstreams in four categories including practice operations, revenue cycle management, information technology and human resources. We have included the expenses, which in certain cases represent estimates, related to such activity on a separate line item in our consolidated statements. A significant amount of transformational and restructuring related activities were related to our divested anesthesiology services and radiology services medical groups, and we have incurred various expenses related to executive management and board restructuring.

Coronavirus Pandemic (COVID-19)

COVID-19 has had an impact on the demand for medical services provided by our affiliated clinicians. Beginning in mid-March 2020, our affiliated office-based practices, which specialize in maternal-fetal medicine, pediatric cardiology, and numerous pediatric subspecialties, experienced a significant elevation of appointment cancellations compared to historical normal levels. We believe COVID-19, either directly or indirectly, also had an impact on our NICU patient volumes, and there is no assurance that impacts from COVID-19 will not further adversely affect our NICU patient volumes or otherwise adversely affect our NICU and related neonatology business. Further, in late 2020, we saw a shift in the mix of patients reimbursed under government-sponsored healthcare programs, but that shift materially reversed during the twelve months ended December 31, 2021. Overall, our operating results were significantly impacted by COVID-19 beginning in mid-March 2020, but volumes began to normalize in mid-2020 and substantially recovered since that time with no material impacts from any COVID-19 variants in 2021 and 2022.

Due to the continued uncertainties surrounding the timeline of and impacts from COVID-19 and with multiple variant strains still circulating, we are unable to predict the ultimate impact on our business, financial condition, results of operations, cash flows and the trading price of our securities at this time.

CARES Act

On March 27, 2020, the Coronavirus Aid, Relief, and Economic Security Act (“CARES Act”) was signed into law. The CARES Act is a relief package intended to assist many aspects of the American economy, including providing up to \$100 billion in aid to the healthcare industry to reimburse healthcare providers for lost revenue and expenses attributable to COVID-19. The remaining \$70 billion in aid is intended to focus on providers in areas particularly impacted by COVID-19, rural providers, providers of services with lower shares of Medicare reimbursement or who predominantly serve the Medicaid population, and providers requesting reimbursement for the treatment of uninsured Americans. It is unknown what, if any, portion of the remaining healthcare industry funding on the CARES Act our affiliated physician practices will qualify for and receive. The Department of Health and Human Services (“HHS”) is administering this program, and our affiliated physician practices within continuing operations received an aggregate of \$13.3 million, \$26.1 million and \$22.0 million in relief payments during the years ended December 31, 2022, 2021 and 2020, respectively.

In addition, the CARES Act also provides for deferred payment of the employer portion of social security taxes through the end of 2020, and we utilized this deferral option throughout 2020. We repaid all of these deferred social security taxes as of December 31, 2022.

Under current tax law, net operating losses can be carried forward indefinitely. The CARES Act enacted rules allowing net operating losses arising in 2020 to be carried back five taxable years. We generated a net operating loss for the 2020 tax year which has been carried back to the 2015 tax year under these provisions to obtain a refund of income tax at the prior 35% corporate tax rate.

Geographic Coverage

During 2022, 2021 and 2020, approximately 65%, 62% and 62%, respectively, of our net revenue from continuing operations was generated by operations in our five largest states. During 2022, 2021 and 2020, our five largest states consisted of Texas, Florida, Georgia, California, and Washington. During 2022, 2021 and 2020, our operations in Texas accounted for approximately 32%, 30% and 29%, respectively, of our net revenue.

Payor Mix

We bill payors for professional services provided by our affiliated physicians to our patients based upon rates for specific services provided. Our billed charges are substantially the same for all parties in a particular geographic area regardless of the party responsible for paying the bill for our services. We determine our net

revenue based upon the difference between our gross fees for services and our estimated ultimate collections from payors. Net revenue differs from gross fees due to (i) managed care payments at contracted rates, (ii) GHC Program reimbursements at government-established rates, (iii) various reimbursement plans and negotiated reimbursements from other third-parties, and (iv) discounted and uncollectible accounts of private-pay patients.

Our payor mix is composed of contracted managed care, government, principally Medicare and Medicaid, other third-parties and private-pay patients. We benefit from the fact that most of the medical services provided in the NICU are classified as emergency services, a category typically classified as a covered service by managed care payors.

The following is a summary of our payor mix, expressed as a percentage of net revenue from continuing operations, exclusive of administrative fees and miscellaneous revenue, for the periods indicated:

	<u>Years Ended December 31,</u>		
	<u>2022</u>	<u>2021</u>	<u>2020</u>
Contracted managed care	66%	68%	68%
Government	26%	25%	27%
Other third-parties	6%	5%	4%
Private-pay patients	<u>2%</u>	<u>2%</u>	<u>1%</u>
	<u>100%</u>	<u>100%</u>	<u>100%</u>

The payor mix shown in the table above is not necessarily representative of the amount of services provided to patients covered under these plans. For example, the gross amount billed to patients covered under GHC Programs for the years ended December 31, 2022, 2021 and 2020 represented approximately 56% of our total gross patient service revenue. These percentages of gross revenue and the percentages of net revenue provided in the table above include the payor mix impact of acquisitions completed through December 31, 2022.

Quarterly Results

We have historically experienced and expect to continue to experience quarterly fluctuations in net revenue and net income. These fluctuations are primarily due to the following factors:

- There are fewer calendar days in the first and second quarters of the year, as compared to the third and fourth quarters of the year. Because we provide services in NICUs on a 24-hours-a-day basis, 365 days a year, any reduction in service days will have a corresponding reduction in net revenue.
- The majority of physician services provided by our office-based practices consist of office visits and scheduled procedures that occur during business hours. As a result, volumes at those practices fluctuate based on the number of business days in each calendar quarter.
- A significant number of our employees and our associated professional contractors, primarily physicians, exceed the level of taxable wages for social security during the first and second quarters of the year. As a result, we incur a significantly higher payroll tax burden and our net income is lower during those quarters.

We have significant fixed operating costs, including physician compensation, and, as a result, are highly dependent on patient volume and capacity utilization of our affiliated professional contractors to sustain profitability. Additionally, quarterly results may be affected by the timing of acquisitions and fluctuations in patient volume. As a result, the operating results for any quarter are not necessarily indicative of results for any future period or for the full year.

Application of Critical Accounting Policies and Estimates

The preparation of financial statements in conformity with accounting principles generally accepted in the United States (“GAAP”) requires estimates and assumptions that affect the reporting of assets, liabilities, revenue and expenses, and the disclosure of contingent assets and liabilities. Note 2 to our Consolidated Financial Statements provides a summary of our significant accounting policies, which are all in accordance with GAAP. Certain of our accounting policies are critical to understanding our Consolidated Financial Statements because their application requires management to make assumptions about future results and depends to a large extent on management’s judgment, because past results have fluctuated and are expected to continue to do so in the future.

We believe that the application of the accounting policies described in the following paragraphs is highly dependent on critical estimates and assumptions that are inherently uncertain and highly susceptible to change. For all of these policies, we caution that future events rarely develop exactly as estimated, and the best estimates routinely require adjustment. On an ongoing basis, we evaluate our estimates and assumptions, including those discussed below.

Revenue Recognition

We recognize patient service revenue at the time services are provided by our affiliated physicians. Our performance obligations relate to the delivery of services to patients and are satisfied at the time of service. Accordingly, there are no performance obligations that are unsatisfied or partially unsatisfied at the end of the reporting period with respect to patient service revenue. Almost all of our patient service revenue is reimbursed by GHC Programs and third-party insurance payors. Payments for services rendered to our patients are generally less than billed charges. We monitor our revenue and receivables from these sources and record an estimated contractual allowance to properly account for the anticipated differences between billed and reimbursed amounts.

Accordingly, patient service revenue is presented net of an estimated provision for contractual adjustments and uncollectibles. Management estimates allowances for contractual adjustments and uncollectibles on accounts receivable based upon historical experience and other factors, including days sales outstanding (“DSO”) for accounts receivable, evaluation of expected adjustments and delinquency rates, past adjustments and collection experience in relation to amounts billed, an aging of accounts receivable, current contract and reimbursement terms, changes in payor mix and other relevant information. Collection of patient service revenue we expect to receive is normally a function of providing complete and correct billing information to the GHC Programs and third-party insurance payors within the various filing deadlines and typically occurs within 30 to 60 days of billing. Contractual adjustments result from the difference between the physician rates for services performed and the reimbursements by GHC Programs and third-party insurance payors for such services. The evaluation of these historical and other factors involves complex, subjective judgments. On a routine basis, we compare our cash collections to recorded net patient service revenue and evaluate our historical allowance for contractual adjustments and uncollectibles based upon the ultimate resolution of the accounts receivable balance. These procedures are completed regularly in order to monitor our process of establishing appropriate reserves for contractual adjustments. We have not recorded any material adjustments to prior period contractual adjustments and uncollectibles in the years ended December 31, 2022, 2021, or 2020.

Some of our agreements require hospitals to pay us administrative fees. Some agreements provide for fees if the hospital does not generate sufficient patient volume in order to guarantee that we receive a specified minimum revenue level. We also receive fees from hospitals for administrative services performed by our affiliated physicians providing medical director or other services at the hospital.

DSO is one of the key factors that we use to evaluate the condition of our accounts receivable and the related allowances for contractual adjustments and uncollectibles. DSO reflects the timeliness of cash collections on billed revenue and the level of reserves on outstanding accounts receivable. Any significant change in our DSO results in additional analyses of outstanding accounts receivable and the associated reserves. We calculate

our DSO using a three-month rolling average of net revenue. Our net revenue, net income and operating cash flows may be materially and adversely affected if actual adjustments and uncollectibles exceed management's estimated provisions as a result of changes in these factors. As of December 31, 2022, our DSO was 53.1 days. We had approximately \$1.55 billion in gross accounts receivable for continuing operations outstanding at December 31, 2022, and considering this outstanding balance, based on our historical experience, a reasonably likely change of 0.5% to 1.50% in our estimated collection rate would result in an impact to net revenue of \$7.5 million to \$22.4 million. The impact of this change does not include adjustments that may be required as a result of audits, inquiries and investigations from government authorities and agencies and other third-party payors that may occur in the ordinary course of business. See Note 19 to our Consolidated Financial Statements in this Form 10-K.

Professional Liability Coverage

We maintain professional liability insurance policies with third-party insurers generally on a claims-made basis, subject to self-insured retention, exclusions and other restrictions. Our self-insured retention under our professional liability insurance program is maintained primarily through a wholly owned captive insurance subsidiary. We record liabilities for self-insured amounts and claims incurred but not reported based on an actuarial valuation using historical loss information, claim emergence patterns and various actuarial assumptions. Liabilities for claims incurred but not reported are not discounted. The average lag period from the date a claim is reported to the date it reaches final settlement is approximately four years, although the facts and circumstances of individual claims could result in lag periods that vary from this average. Our actuarial assumptions incorporate multiple complex methodologies to determine the best liability estimate for claims incurred but not reported and the future development of known claims, including methodologies that focus on industry trends, paid loss development, reported loss development and industry-based expected pure premiums. The most significant assumptions used in the estimation process include the use of loss development factors to determine the future emergence of claim liabilities, the use of frequency and trend factors to estimate the impact of economic, judicial and social changes affecting claim costs, and assumptions regarding legal and other costs associated with the ultimate settlement of claims. The key assumptions used in our actuarial valuations are subject to constant adjustments as a result of changes in our actual loss history and the movement of projected emergence patterns as claims develop. We evaluate the need for professional liability insurance reserves in excess of amounts estimated in our actuarial valuations on a routine basis, and as of December 31, 2022, based on our historical experience for continuing operations, a reasonably likely change of 4.0% to 10.0% in our estimates would result in an increase or decrease to net income of \$3.1 million to \$8.1 million. However, because many factors can affect historical and future loss patterns, the determination of an appropriate professional liability reserve involves complex, subjective judgment, and actual results may vary significantly from estimates.

Non-GAAP Measures

In our analysis of our results of operations, we use certain non-GAAP financial measures. We have incurred certain expenses that we do not consider representative of our underlying operations, including transformational and restructuring related expenses. Accordingly, beginning with the first quarter of 2019, we began reporting adjusted earnings before interest, taxes and depreciation and amortization ("Adjusted EBITDA") from continuing operations, defined as income (loss) from continuing operations before interest, taxes, depreciation and amortization, and transformational and restructuring related expenses. Adjusted earnings per share ("Adjusted EPS") from continuing operations has also been further adjusted for these items and beginning with the first quarter of 2019 consists of diluted income (loss) from continuing operations per common and common equivalent share adjusted for amortization expense, stock-based compensation expense and transformational and restructuring related expenses. For the year ended December 31, 2021, both Adjusted EBITDA and Adjusted EPS are being further adjusted to exclude the impacts from the gain on sale of building and for the years ended December 31, 2022 and 2021, both Adjusted EBITDA and Adjusted EPS are being further adjusted to exclude the impacts from loss on the early extinguishment of debt. Adjusted EPS from continuing operations has been further adjusted to reflect the impacts from discrete tax events. We have included Adjusted EBITDA and

Adjusted EPS in this Form 10-K because each is a key measure used by our management and board of directors to evaluate our operating performance, generate future operating plans and make strategic decisions.

We believe these measures, in addition to income (loss) from continuing operations, net income (loss) and diluted net income (loss) from continuing operations per common and common equivalent share, provide investors with useful supplemental information to compare and understand our underlying business trends and performance across reporting periods on a consistent basis. These measures should be considered a supplement to, and not a substitute for, financial performance measures determined in accordance with GAAP. In addition, since these non-GAAP measures are not determined in accordance with GAAP, they are susceptible to varying calculations and may not be comparable to other similarly titled measures of other companies

For a reconciliation of each of Adjusted EBITDA from continuing operations and Adjusted EPS from continuing operations to the most directly comparable GAAP measures for the years ended December 31, 2022, 2021 and 2020, refer to the tables below (in thousands, except per share data).

	Years Ended December 31,		
	2022	2021	2020
Income (loss) from continuing operations			
attributable to Pediatrix Medical Group, Inc. . . .	\$ 62,568	\$108,014	\$ (9,580)
Interest expense	39,695	68,722	110,482
Gain on sale of building	—	(7,280)	—
Loss on early extinguishment of debt	57,016	14,532	—
Income tax provision	18,806	27,241	16,728
Depreciation and amortization expense	35,636	32,147	28,441
Transformational and restructuring related expenses	27,312	22,100	73,801
Adjusted EBITDA from continuing operations			
attributable to Pediatrix Medical Group, Inc. . . .	<u>\$241,033</u>	<u>\$265,476</u>	<u>\$219,872</u>

	Years Ended December 31,					
	2022		2021		2020	
Weighted average diluted shares outstanding	84,121		85,828		83,395	
Income (loss) from continuing operations and diluted (loss) income from continuing operations per share attributable to Pediatrix Medical Group, Inc.	\$ 62,568	\$ 0.74	\$108,014	\$ 1.26	\$(9,580)	\$(0.11)
Adjustments ⁽¹⁾ :						
Amortization (net of tax of \$2,242, \$2,643, and \$2,294)	6,727	0.08	7,928	0.09	6,882	0.08
Stock-based compensation (net of tax of \$3,596, \$4,742, and \$5,281)	10,788	0.13	14,226	0.16	15,843	0.19
Transformational and restructuring related expenses (net of tax of \$6,828, \$5,525, and \$18,450)	20,484	0.24	16,575	0.19	55,351	0.66
Gain on sale of building (net of tax of \$1,820)	—	—	(5,460)	(0.06)	—	—
Loss on early extinguishment of debt (net of tax of \$14,254 and \$3,633)	42,762	0.51	10,899	0.13	—	—
Net impact from discrete tax events	(3,370)	(0.04)	(12,156)	(0.14)	10,541	0.13
Adjusted income and diluted EPS from continuing operations attributable to Pediatrix Medical Group, Inc.	<u>\$139,959</u>	<u>\$ 1.66</u>	<u>\$140,026</u>	<u>\$ 1.63</u>	<u>\$79,037</u>	<u>\$ 0.95</u>

(1) A blended tax rate of 25% was used to calculate the tax effects of the adjustments for the years ended December 31, 2022, 2021 and 2020, respectively.

RESULTS OF OPERATIONS

The following table sets forth, for the periods indicated, certain information related to our continuing operations expressed as a percentage of our net revenue:

	<u>Years Ended December 31,</u>		
	<u>2022</u>	<u>2021</u>	<u>2020</u>
Net revenue	100.0%	100.0%	100.0%
Operating expenses:			
Practice salaries and benefits	70.1	67.9	68.9
Practice supplies and other operating expenses	6.2	5.2	5.2
General and administrative expenses	11.7	13.8	14.4
Gain on sale of building	—	(0.4)	—
Depreciation and amortization	1.8	1.7	1.6
Transformational and restructuring related expenses	1.4	1.2	4.2
Total operating expenses	<u>91.2</u>	<u>89.4</u>	<u>94.3</u>
Income from operations	8.8	10.6	5.7
Non-operating expense, net	(4.6)	(3.5)	(5.3)
Income from continuing operations before income taxes	4.2	7.1	0.4
Income tax provision	(1.0)	(1.4)	(1.0)
Income (loss) from continuing operations	3.2%	5.7%	(0.6)%

Year Ended December 31, 2022 as Compared to Year Ended December 31, 2021

Our net revenue attributable to continuing operations was \$1.97 billion for the year ended December 31, 2022, as compared to \$1.91 billion for 2021. The increase in revenue of \$60.8 million, or 3.2%, was primarily attributable to increases in revenue from net acquisitions, partially offset by a decrease in same-unit revenue. Same units are those units at which we provided services for the entire current period and the entire comparable period. Same-unit net revenue decreased by \$20.6 million, or 1.1%. The decrease in same-unit net revenue was comprised of a decrease of \$50.2 million, or 2.7%, from net reimbursement-related factors, partially offset by an increase of \$29.6 million, or 1.6%, related to patient service volumes. The net decrease in revenue related to net reimbursement-related factors was primarily due to a decrease in revenue related to certain revenue cycle management transition activities, a decrease in CARES Act relief and an increase in the percentage of our patients being enrolled in GHC Programs, partially offset by increases in revenue from contract and administrative fees received from our hospital partners. The increase in revenue from patient service volumes was related to increases across all our hospital-based and office-based women's and children's services.

Practice salaries and benefits attributable to continuing operations increased \$85.8 million, or 6.6%, to \$1.38 billion for the year ended December 31, 2022, as compared to \$1.30 billion for 2021. Of the \$85.8 million increase, \$83.2 million was related to salaries and \$2.6 million was related to benefits and incentive compensation. The increase in salaries was driven by acquisitions and organic growth activities as well as clinical compensation increases in our existing units. The net increase in benefits and incentive compensation reflects higher benefits costs as a result of increased salaries expense and an increase in medical malpractice expense, partially offset by lower incentive compensation expense based on overall operating results.

Practice supplies and other operating expenses attributable to continuing operations increased \$21.2 million, or 21.1%, to \$121.7 million for the year ended December 31, 2022, as compared to \$100.5 million for 2021. The increase was primarily attributable to practice supply, rent and other costs related to our acquisitions as well as increases in the same categories but to a lesser extent at our existing units.

General and administrative expenses attributable to continuing operations primarily include all billing and collection functions and all other salaries, benefits, supplies and operating expenses not specifically identifiable to the day-to-day operations of our physician practices and services. General and administrative expenses decreased by \$32.0 million, or 12.1%, to \$231.4 million for the year ended December 31, 2022, as compared to \$263.4 million for 2021. The net decrease of \$32.0 million is primarily related to a net savings in revenue cycle management expenses, salaries and benefit cost reductions from net staffing reductions, lower incentive compensation expense based on operating results and lower professional fees, primarily legal expenses. General and administrative expenses as a percentage of net revenue was 11.7% for the year ended December 31, 2022, as compared to 13.8% for the same period in 2021.

Gain on sale of building was \$7.3 million for the year ended December 31, 2021 and resulted from the sale of our secondary corporate office building during the second quarter.

Transformational and restructuring related expenses attributable to continuing operations were \$27.3 million for the year ended December 31, 2022, as compared to \$22.1 million for 2021. The increase of \$5.2 million reflects an increase in position eliminations expense, partially offset by decreases in contract termination costs and lower consulting fees.

Depreciation and amortization expense attributable to continuing operations was \$35.6 million for the year ended December 31, 2022, as compared to \$32.1 million for 2021. The increase was primarily related to an increase in depreciation expense at our existing units for information technology and other equipment as well as for acquisitions, partially offset by lower amortization expenses related to intangible assets at our existing units.

Income from operations attributable to continuing operations decreased \$30.2 million, or 14.9%, to \$172.7 million for the year ended December 31, 2022, as compared to \$202.9 million for 2021. Our operating margin was 8.8% for the year ended December 31, 2022, as compared to 10.6% for the same period in 2021. The decrease in our operating margin was primarily due to lower same-unit revenue, including CARES Act relief and net increases in overall operating expenses, partially offset by favorable impacts from net acquisitions. Excluding the transformational and restructuring related expenses and gain on sale of building our income from operations attributable to continuing operations was \$200.0 million and \$217.7 million, and our operating margin was 10.1% and 11.4% for the year ended December 31, 2022 and 2021, respectively. We believe excluding the impacts from the transformational and restructuring related activity and gain on sale of building provides a more comparable view of our operating income and operating margin from continuing operations.

Total non-operating expenses attributable to continuing operations were \$91.3 million for the year ended December 31, 2022, as compared to \$67.7 million for 2021. The net increase in non-operating expenses was primarily related to an increase of \$42.5 million in loss on early extinguishment of debt from the redemption of our 6.25% senior unsecured notes due 2027 (the "2027 Notes") in February 2022 as compared to the loss associated with the redemption of our 5.25% senior unsecured notes due 2023 (the "2023 Notes") in January 2021, partially offset by lower interest expense on lower debt balances in 2022. In addition, there was a decrease in other income of \$9.8 million for the year ended December 31, 2022, as compared to the same period in 2021, related to the transition services provided to the buyers of our divested medical groups. Overall, during the year ended December 31, 2022, a net increase to non-operating expense of \$52.5 million from the loss on early extinguishment of debt and lower other income was partially offset by a decrease of \$29.0 million in interest expense related to the issuance of our 5.375% unsecured senior notes due 2030 (the "2030 Notes"), as compared to the interest expense on the 2027 Notes.

Our effective income tax rate attributable to continuing operations was 23.1% for the year ended December 31, 2022, compared to 20.1% for the year ended December 31, 2021. The tax rate for the year ended December 31, 2022 includes a net discrete tax benefit of \$3.4 million, primarily related to a change in estimate for the liability for uncertain tax positions due to lapse of statutes of limitations. The tax rate for the year ended December 31, 2021 includes a net discrete tax benefit of \$12.2 million, primarily related to a change in estimate

for the 2020 net operating loss carryback as allowed under the CARES Act for refund at the 35% federal tax rate. After excluding discrete tax impacts, for the years ended December 31, 2022 and 2021, our tax rates were 27.3% and 29.1%, respectively. We believe excluding discrete tax impacts on our tax rate provides a more comparable view of our effective income tax rate. The decrease in the effective tax rate for the year ended December 31, 2022 as compared to 2021, after excluding discrete tax impacts, is primarily due to a year-over-year reduction in nondeductible expenses.

Income from continuing operations was \$62.6 million for the year ended December 31, 2022, as compared to \$108.0 million for 2021. Adjusted EBITDA from continuing operations was \$241.0 million for the year ended December 31, 2022, as compared to \$265.5 million for 2021.

Diluted income from continuing operations per common and common equivalent share was \$0.74 on weighted average shares outstanding of 84.1 million for the year ended December 31, 2022, as compared to \$1.26 on weighted average shares outstanding of 85.8 million for 2021. Adjusted EPS from continuing operations was \$1.66 for the year ended December 31, 2022, as compared to \$1.63 for 2021. The decrease in weighted average shares outstanding resulted from the share repurchases completed during 2022.

Income from discontinued operations, net of tax, was \$3.8 million for the year ended December 31, 2022, as compared to \$23.0 million for 2021. Diluted income from discontinued operations per common and common equivalent share was \$0.05 for the year ended December 31, 2022, as compared to \$0.27 for 2021.

Net income was \$66.3 million for the year ended December 31, 2022, as compared \$131.0 million for 2021. Diluted net income per common and common equivalent share was \$0.79 for the year ended December 31, 2022, as compared to \$1.53 for 2021.

Year Ended December 31, 2021 as Compared to Year Ended December 31, 2020

Our net revenue attributable to continuing operations was \$1.91 billion for the year ended December 31, 2021, as compared to \$1.73 billion for 2020. The increase in revenue of \$177.2 million, or 10.2%, was primarily attributable to the recovery in patient volumes and reimbursement related factors related to COVID-19 and the favorable impacts on same-unit revenue. Same units are those units at which we provided services for the entire current period and the entire comparable period. Same-unit net revenue increased by \$163.3 million, or 9.8%. The increase in same-unit net revenue was comprised of an increase of \$85.8 million, or 5.2%, related to patient service volumes and a net increase of \$77.5 million, or 4.6%, from net reimbursement-related factors. The increase in revenue from patient service volumes was related to increases across all of our hospital-based and office-based women's and children's services. Prior year volumes were significantly unfavorably impacted by COVID-19. The net increase in revenue related to net reimbursement-related factors was primarily due to an increase in revenue resulting from a decrease in the percentage of our patients being enrolled in GHC Programs, increases in administrative fees received from our hospital partners and modest improvements in managed care contracting.

Practice salaries and benefits attributable to continuing operations increased \$103.5 million, or 8.7%, to \$1.30 billion for the year ended December 31, 2021, as compared to \$1.19 billion for 2020. Of the \$103.5 million increase, \$55.9 million was related to salaries which primarily reflected increases in clinician compensation expense driven by the comparison to reduced salaries expense during 2020 resulting from COVID-19 mitigation efforts. The remaining \$47.6 million was related to benefits and incentive compensation, with the increase to incentive compensation driven by improved results as compared to 2020.

Practice supplies and other operating expenses attributable to continuing operations increased \$9.8 million, or 10.8%, to \$100.5 million for the year ended December 31, 2021, as compared to \$90.7 million for 2020. The increase was primarily attributable to practice supply, rent and other costs related to our existing units for which

the activity across many expense categories such as travel, office and professional services expenses in 2020 had decreased as a result of COVID-19, as well as increases in the current year for information technology expenses from efforts directly supporting the physician practices.

General and administrative expenses attributable to continuing operations primarily include all billing and collection functions and all other salaries, benefits, supplies and operating expenses not specifically identifiable to the day-to-day operations of our physician practices and services. General and administrative expenses were \$263.4 million for the year ended December 31, 2021, as compared to \$248.9 million for 2020. The net increase of \$14.5 million is primarily related to increases in various information technology related expenses including systems fees, professional licenses, data center enhancements, and security as well as a net increase in compensation expense when comparing to the prior year that included decreases in compensation expense from COVID-19 mitigation efforts such as temporary salary reductions, furloughs and net staffing reductions. General and administrative expenses as a percentage of net revenue was 13.8% for the year ended December 31, 2021, as compared to 14.4% for the same period in 2020.

Gain on sale of building was \$7.3 million for the year ended December 31, 2021 and resulted from the sale of our secondary corporate office building during the second quarter.

Transformational and restructuring related expenses attributable to continuing operations were \$22.1 million for the year ended December 31, 2021, as compared to \$73.8 million for 2020. The decrease of \$51.7 million reflects the reduction in the scope of transformational and restructuring related activities, which limited such expenses them to initiatives critical to our business operations or those that provided essential support for our response to COVID-19 with the expenses during the year ended December 31, 2021 primarily for contract termination and external consulting costs.

Depreciation and amortization expense attributable to continuing operations was \$32.1 million for the year ended December 31, 2021, as compared to \$28.4 million for 2020. The increase is primarily related to depreciation of information technology related equipment and amortization of intangible assets related to acquisitions.

Income from operations attributable to continuing operations increased \$104.8 million, or 106.8%, to \$202.9 million for the year ended December 31, 2021, as compared to \$98.1 million for 2020. Our operating margin was 10.6% for the year ended December 31, 2021, as compared to 5.7% for the same period in 2020. The increase in our operating margin was primarily due to higher revenue growth, partially offset by net increases in overall operating expenses as compared to 2020, some of which was driven by COVID-19 cost mitigation initiatives that took place in 2020 as well as increases in incentive compensation expense in 2021 from improved results. Excluding the transformational and restructuring related expenses and gain on sale of building, our income from operations attributable to continuing operations was \$225.0 million and \$171.9 million, and our operating margin was 11.4% and 9.9% for the year ended December 31, 2021 and 2020, respectively. We believe excluding the impacts from the transformational and restructuring related activity and gain on sale of building provides a more comparable view of our operating income and operating margin from continuing operations.

Total non-operating expenses attributable to continuing operations were \$67.7 million for the year ended December 31, 2021, as compared to \$91.0 million for 2020. The decrease in non-operating expenses was primarily related to a decrease in interest expense resulting from the redemption of our 2023 Notes in January 2021, partially offset by the loss on the early redemption of our 2023 Notes.

Our effective income tax rate attributable to continuing operations was 20.1% for the year ended December 31, 2021. Our effective income tax rate attributable to continuing operations of 234.0% is not meaningful as calculated for the year ended December 31, 2020 due to the decline in pre-tax income, primarily due to the impacts from our transformational and restructuring related expenses and COVID-19. The tax rate for the year ended December 31, 2021 includes a net discrete tax benefit of \$12.2 million, primarily related to a

change in estimate for the 2020 net operating loss carryback as allowed under the CARES Act for refund at the 35% federal tax rate. After excluding discrete tax impacts, for the year ended December 31, 2021, our tax rate was 29.1%. We believe excluding discrete tax impacts on our tax rate provides a more comparable view of our effective income tax rate.

Income from continuing operations was \$108.0 million for the year ended December 31, 2021, as compared to loss from continuing operations of \$9.6 million for 2020. Adjusted EBITDA from continuing operations was \$265.5 million for the year ended December 31, 2021, as compared to \$219.9 million for 2020.

Diluted income from continuing operations per common and common equivalent share was \$1.26 on weighted average shares outstanding of 85.8 million for the year ended December 31, 2021, as compared to diluted loss per common and common equivalent share of \$0.11 on weighted average shares outstanding of 83.4 million for 2020. Adjusted EPS from continuing operations was \$1.63 for the year ended December 31, 2021, as compared to \$0.95 for 2020.

Income from discontinued operations, net of tax, was \$23.0 million for the year ended December 31, 2021, as compared to loss from discontinued operations of \$786.9 million for 2020. Diluted income from discontinued operations per common and common equivalent share was \$0.27 for the year ended December 31, 2021, as compared to a diluted loss from discontinued operations per common and common equivalent share of \$9.44 for 2020.

Net income was \$131.0 million for the year ended December 31, 2021, as compared to a net loss of \$796.5 million for 2020. Diluted net income per common and common equivalent share was \$1.53 for the year ended December 31, 2021, as compared to net loss per common and common equivalent share of \$9.55 for 2020.

LIQUIDITY AND CAPITAL RESOURCES

As of December 31, 2022, we had \$9.8 million of cash and cash equivalents attributable to continuing operations as compared to \$387.4 million at December 31, 2021. Additionally, we had working capital attributable to continuing operations of \$1.0 million at December 31, 2022, a decrease of \$412.2 million from our working capital from continuing operations of \$413.2 million at December 31, 2021. The net decrease in working capital is primarily due to the redemption of the 2027 Notes in February 2022, partially offset by the issuance of the 2030 Notes also in February 2022.

Cash Flows

Cash provided by (used in) operating, investing and financing activities from continuing operations is summarized as follows (in thousands):

	Years Ended December 31,		
	2022	2021	2020
Operating activities	\$ 182,312	\$ 113,760	\$153,888
Investing activities	(56,954)	(55,423)	(58,346)
Financing activities	(487,554)	(760,116)	(2,910)

Operating Activities

We generated cash flow from operating activities for continuing operations of \$182.3 million, \$113.8 million and \$153.9 million for the years ended December 31, 2022, 2021 and 2020, respectively. The net increase in cash flow provided of \$68.5 million for the year ended December 31, 2022, as compared to the year ended December 31, 2021, was primarily due to an increase in cash flow from accounts receivable and income taxes, partially offset by a decrease in cash flow from lower earnings, changes in accounts payable and accrued expenses and prepaid expenses and other assets.

During the year ended December 31, 2022, cash outflow related to accounts receivable for continuing operations was \$5.5 million, as compared to \$72.7 million for the same period in 2021. The increase in cash flow from accounts receivable for the year ended December 31, 2022 was primarily due to lower increases in ending accounts receivable balances at existing units.

DSO is one of the key factors that we use to evaluate the condition of our accounts receivable and the related allowances for contractual adjustments and uncollectibles. DSO reflects the timeliness of cash collections on billed revenue and the level of reserves on outstanding accounts receivable. Our DSO for continuing operations was 53.1 days at December 31, 2022 as compared to 55.2 days at December 31, 2021.

Our cash flow from operating activities is significantly affected by the payment of physician incentive compensation. A large majority of our affiliated physicians participate in our performance-based incentive compensation program and almost all of the payments due under the program are made annually in the first quarter. As a result, we typically experience negative cash flow from operations in the first quarter of each year and fund our operations during this period with cash on hand or funds borrowed under our Credit Agreement. In addition, during the first quarter of each year, we use cash to make any discretionary matching contributions for participants in our qualified contributory savings plans.

We generated cash flow from operating activities for continuing operations of \$113.8 million and \$153.9 million for the years ended December 31, 2021 and 2020, respectively. The net decrease in cash flow was primarily due to a decrease in cash flow from accounts receivable, deferred income taxes and accounts payable and accrued expenses, partially offset by an increase in cash from higher earnings and changes in prepaid expenses and other assets.

Investing Activities

During the year ended December 31, 2022, our net cash used in investing activities for continuing operations of \$57.0 million consisted primarily of capital expenditures of \$29.7 million and acquisitions payments of \$28.2 million. During the year ended December 31, 2021, our net cash used in investing activities for continuing operations of \$55.4 million consisted of capital expenditures of \$32.2 million, acquisitions payments of \$29.9 million and the payment associated with a strategic investment of \$20.0 million, partially offset by net proceeds from the sale of a building of \$24.7 million and net proceeds from maturities or sale of investments of \$1.4 million. During the year ended December 31, 2020, our net cash used in investing activities for continuing operations of \$58.3 million consisted primarily of capital expenditures of \$28.8 million and net purchases of investments of \$28.4 million.

Financing Activities

During the year ended December 31, 2022, our net cash used in financing activities for continuing operations of \$487.6 million primarily consisted of \$1.0 billion related to the redemption of the 2027 Notes, including the call premium, the repurchase of \$88.5 million of our common stock, payments of \$9.4 million on our Term A Loan (as defined below), and payments for financing costs of \$8.6 million, partially offset by \$400.0 million in proceeds from the issuance of the 2030 Notes and \$250.0 million from our Term A Loan. During the year ended December 31, 2021, our net cash used in financing activities for continuing operations primarily consisted of \$760.1 million related to the redemption of the 2023 Notes, \$4.7 million related to the repurchase of our common stock and payments of \$2.8 million for capital leases, partially offset by proceeds from the issuance of common stock of \$6.9 million. During the year ended December 31, 2020, our net cash used in financing activities for continuing operations of \$2.9 million primarily consisted of the repurchase of \$8.5 million of our common stock and payments of \$1.2 million for capital leases, partially offset by proceeds from the issuance of common stock of \$7.0 million.

Liquidity

On February 11, 2022, we issued \$400 million of 2030 Notes. We used the net proceeds from the issuance of the 2030 Notes, together with \$100 million drawn under our Revolving Credit Line (as defined below), \$250 million of Term A Loan (as defined below) and approximately \$308 million of cash on hand, to redeem (the “Redemption”) our 2027 Notes, which had an outstanding principal balance of \$1.0 billion, and to pay costs, fees and expenses associated with the Redemption and the Credit Agreement Amendment (as defined below).

Interest on the 2030 Notes accrues at the rate of 5.375% per annum, or annual interest expense of \$21.5 million, as compared to \$62.5 million in annual interest expense under the 2027 Notes, a savings of \$41.0 million in annual interest expense.

Interest under the 2030 Notes is payable semi-annually in arrears on February 15 and August 15, beginning on August 15, 2022. Our obligations under the 2030 Notes are guaranteed on an unsecured senior basis by the same subsidiaries and affiliated professional contractors that guarantee the Amended Credit Agreement (as defined below). The indenture under which the 2030 Notes are issued, among other things, limits our ability to (1) incur liens and (2) enter into sale and lease-back transactions, and also limits our ability to merge or dispose of all or substantially all of our assets, in all cases, subject to a number of customary exceptions. Although we are not required to make mandatory redemption or sinking fund payments with respect to the 2030 Notes, upon the occurrence of a change in control, we may be required to repurchase the 2030 Notes at a purchase price equal to 101% of the aggregate principal amount of the 2030 Notes repurchased plus accrued and unpaid interest.

Also in connection with the Redemption, we amended and restated the Credit Agreement (the “Credit Agreement Amendment”) concurrently with the issuance of the 2030 Notes. The Credit Agreement, as amended by the Credit Agreement Amendment (the “Amended Credit Agreement”), among other things, (i) refinanced the prior unsecured revolving credit facility with a \$450 million unsecured revolving credit facility, including a \$37.5 million sub-facility for the issuance of letters of credit (the “Revolving Credit Line”), and a new \$250 million term A loan facility (“Term A Loan”) and (ii) removed JPMorgan Chase Bank, N.A., as the administrative agent under the Credit Agreement and appointed Bank of America, N.A. as the administrative agent for the lenders.

The Credit Agreement, as amended by the Credit Agreement Amendment (the “Amended Credit Agreement”), matures on February 11, 2027 and is guaranteed on an unsecured basis by substantially all of our subsidiaries and affiliated professional contractors. At our option, borrowings under the Amended Credit Agreement bear interest at (i) the Alternate Base Rate (defined as the highest of (a) the prime rate as announced by Bank of America, N.A., (b) the Federal Funds Rate plus 0.50% and (c) Term SOFR for an interest period of one month plus 1.00% with a 1.00% floor) plus an applicable margin rate of 0.50% for the first two fiscal quarters after the date of the Credit Agreement Amendment, and thereafter at an applicable margin rate ranging from 0.125% to 0.750% based on our consolidated net leverage ratio or (ii) Term SOFR rate (calculated as the Secured Overnight Financing Rate published on the applicable Reuters screen page plus a spread adjustment of 0.10%, 0.15% or 0.25% depending on if we select a one-month, three-month or six-month interest period, respectively, for the applicable loan with a 0% floor), plus an applicable margin rate of 1.50% for the first two full fiscal quarters after the date of the Credit Agreement Amendment, and thereafter at an applicable margin rate ranging from 1.125% to 1.750% based on our consolidated net leverage ratio. The Amended Credit Agreement also provides for other customary fees and charges, including an unused commitment fee with respect to the Revolving Credit Line ranging from 0.150% to 0.200% of the unused lending commitments under the Revolving Credit Line, based on our consolidated net leverage ratio.

The Amended Credit Agreement contains customary covenants and restrictions, including covenants that require us to maintain a minimum interest coverage ratio, a maximum consolidated total consolidated net leverage ratio and to comply with laws, and restrictions on the ability to pay dividends, incur indebtedness or liens and make certain other distributions subject to baskets and exceptions, in each case, as specified therein.

Failure to comply with these covenants would constitute an event of default under the Amended Credit Agreement, notwithstanding the ability of the company to meet its debt service obligations. The Amended Credit Agreement includes various customary remedies for the lenders following an event of default, including the acceleration of repayment of outstanding amounts under the Amended Credit Agreement. In addition, we may increase the principal amount of the Revolving Credit Line or incur additional term loans under the Amended Credit Agreement in an aggregate principal amount such that on a pro forma basis after giving effect to such increase or additional term loans, we are in compliance with the financial covenants, subject to the satisfaction of specified conditions and additional caps in the event that the Amended Credit Agreement is secured.

At December 31, 2022, we believe we were in compliance, in all material respects, with the financial covenants and other restrictions applicable to us under the Amended Credit Agreement and the 2030 Notes.

The exercise of employee stock options and the purchase of common stock by participants in our 1996 Non-Qualified Employee Stock Purchase Plan, as amended (the “ESPP”), and our 2015 Non-Qualified Stock Purchase Plan (the “SPP”) generated cash proceeds of \$5.4 million, \$6.9 million and \$7.0 million for the years ended December 31, 2022, 2021 and 2020, respectively. Because stock option exercises and purchases under the ESPP and SPP are dependent on several factors, including the market price of our common stock, we cannot predict the timing and amount of any future proceeds.

We maintain professional liability insurance policies with third-party insurers, subject to self-insured retention, exclusions and other restrictions. We self-insure our liabilities to pay self-insured retention amounts under our professional liability insurance coverage through a wholly owned captive insurance subsidiary. We record liabilities for self-insured amounts and claims incurred but not reported based on an actuarial valuation using historical loss information, claim emergence patterns and various actuarial assumptions. Our total liability related to professional liability risks at December 31, 2022 was \$307.9 million, of which \$32.2 million is classified as a current liability within accounts payable and accrued expenses in the Consolidated Balance Sheet. In addition, there is a corresponding insurance receivable of \$54.7 million recorded as a component of other assets for certain professional liability claims that are covered by insurance policies.

At December 31, 2022, the Company had long term capital requirements comprised primarily of \$400.0 million in senior notes, \$70.7 million of operating lease liabilities and \$12.9 million of finance lease liabilities. At December 31, 2022, our total liability for uncertain tax positions was \$3.0 million.

We anticipate that funds generated from operations, together with our current cash on hand and funds available under our Amended Credit Agreement, will be sufficient to finance our working capital requirements, fund anticipated acquisitions and capital expenditures, fund expenses related to our transformational and restructuring activities, fund our share repurchase programs and meet our contractual obligations as described above for at least the next 12 months from the date of issuance of this Form 10-K.

ITEM 7A. QUANTITATIVE AND QUALITATIVE DISCLOSURES ABOUT MARKET RISK

We are subject to market risk primarily from exposure to changes in interest rates based on our financing, investing and cash management activities. We intend to manage interest rate risk through the use of a combination of fixed rate and variable rate debt. We borrow under our Amended Credit Agreement at various interest rate options based on the Alternate Base Rate or Term SOFR rate depending on certain financial ratios. At December 31, 2022, we had an outstanding principal balance of \$244.6 million on our Amended Credit Agreement, composed of \$240.6 million under our Term A Loan and \$4.0 million under our Revolving Credit Line. Considering the total outstanding balance, a 1% change in interest rates would result in an impact to income before income taxes of \$2.4 million per year.

ITEM 8. FINANCIAL STATEMENTS AND SUPPLEMENTARY DATA

The following Consolidated Financial Statements and Financial Statement Schedule of Pediatrix Medical Group, Inc. and its subsidiaries, together with the report thereon of PricewaterhouseCoopers LLP (PCAOB ID 238), are included in this Form 10-K on the pages set forth below:

**INDEX TO FINANCIAL STATEMENTS
AND FINANCIAL STATEMENT SCHEDULE**

	<u>Page</u>
Consolidated Financial Statements	
Report of Independent Registered Certified Public Accounting Firm	77
Consolidated Balance Sheets at December 31, 2022 and 2021	80
Consolidated Statements of Income and Comprehensive Income for the Years Ended December 31, 2022, 2021 and 2020	81
Consolidated Statements of Equity for the Years Ended December 31, 2022, 2021 and 2020	82
Consolidated Statements of Cash Flows for the Years Ended December 31, 2022, 2021 and 2020	83
Notes to Consolidated Financial Statements	84
Financial Statement Schedule	
Schedule II – Valuation and Qualifying Accounts for the Years Ended December 31, 2022, 2021 and 2020	109

Report of Independent Registered Public Accounting Firm

To the Board of Directors and Shareholders of Pediatrix Medical Group, Inc.

Opinions on the Financial Statements and Internal Control over Financial Reporting

We have audited the accompanying consolidated balance sheets of Pediatrix Medical Group, Inc. and its subsidiaries (the “Company”) as of December 31, 2022 and 2021, and the related consolidated statements of income and comprehensive income, of equity and of cash flows for each of the three years in the period ended December 31, 2022, including the related notes and financial statement schedule listed in the accompanying index (collectively referred to as the “consolidated financial statements”). We also have audited the Company’s internal control over financial reporting as of December 31, 2022, based on criteria established in *Internal Control—Integrated Framework* (2013) issued by the Committee of Sponsoring Organizations of the Treadway Commission (COSO).

In our opinion, the consolidated financial statements referred to above present fairly, in all material respects, the financial position of the Company as of December 31, 2022 and 2021, and the results of its operations and its cash flows for each of the three years in the period ended December 31, 2022 in conformity with accounting principles generally accepted in the United States of America. Also in our opinion, the Company maintained, in all material respects, effective internal control over financial reporting as of December 31, 2022, based on criteria established in *Internal Control—Integrated Framework*(2013) issued by the COSO.

Basis for Opinions

The Company’s management is responsible for these consolidated financial statements, for maintaining effective internal control over financial reporting, and for its assessment of the effectiveness of internal control over financial reporting, included in Management’s Annual Report on Internal Control over Financial Reporting appearing under Item 9A. Our responsibility is to express opinions on the Company’s consolidated financial statements and on the Company’s internal control over financial reporting based on our audits. We are a public accounting firm registered with the Public Company Accounting Oversight Board (United States) (PCAOB) and are required to be independent with respect to the Company in accordance with the U.S. federal securities laws and the applicable rules and regulations of the Securities and Exchange Commission and the PCAOB.

We conducted our audits in accordance with the standards of the PCAOB. Those standards require that we plan and perform the audits to obtain reasonable assurance about whether the consolidated financial statements are free of material misstatement, whether due to error or fraud, and whether effective internal control over financial reporting was maintained in all material respects.

Our audits of the consolidated financial statements included performing procedures to assess the risks of material misstatement of the consolidated financial statements, whether due to error or fraud, and performing procedures that respond to those risks. Such procedures included examining, on a test basis, evidence regarding the amounts and disclosures in the consolidated financial statements. Our audits also included evaluating the accounting principles used and significant estimates made by management, as well as evaluating the overall presentation of the consolidated financial statements. Our audit of internal control over financial reporting included obtaining an understanding of internal control over financial reporting, assessing the risk that a material weakness exists, and testing and evaluating the design and operating effectiveness of internal control based on the assessed risk. Our audits also included performing such other procedures as we considered necessary in the circumstances. We believe that our audits provide a reasonable basis for our opinions.

Definition and Limitations of Internal Control over Financial Reporting

A company’s internal control over financial reporting is a process designed to provide reasonable assurance regarding the reliability of financial reporting and the preparation of financial statements for external purposes in

accordance with generally accepted accounting principles. A company's internal control over financial reporting includes those policies and procedures that (i) pertain to the maintenance of records that, in reasonable detail, accurately and fairly reflect the transactions and dispositions of the assets of the company; (ii) provide reasonable assurance that transactions are recorded as necessary to permit preparation of financial statements in accordance with generally accepted accounting principles, and that receipts and expenditures of the company are being made only in accordance with authorizations of management and directors of the company; and (iii) provide reasonable assurance regarding prevention or timely detection of unauthorized acquisition, use, or disposition of the company's assets that could have a material effect on the financial statements.

Because of its inherent limitations, internal control over financial reporting may not prevent or detect misstatements. Also, projections of any evaluation of effectiveness to future periods are subject to the risk that controls may become inadequate because of changes in conditions, or that the degree of compliance with the policies or procedures may deteriorate.

Critical Audit Matters

The critical audit matter communicated below is a matter arising from the current period audit of the consolidated financial statements that was communicated or required to be communicated to the audit committee and that (i) relates to accounts or disclosures that are material to the consolidated financial statements and (ii) involved our especially challenging, subjective, or complex judgments. The communication of critical audit matters does not alter in any way our opinion on the consolidated financial statements, taken as a whole, and we are not, by communicating the critical audit matter below, providing a separate opinion on the critical audit matter or on the accounts or disclosures to which it relates.

Valuation of Patient Services Accounts Receivable – Allowance for Contractual Adjustments and Uncollectibles

As described in Notes 2 and 5 to the consolidated financial statements, patient service revenue is recognized at the time services are provided by the Company's affiliated physicians. Payments for services rendered are generally less than billed charges. Contractual adjustments result from the difference between the physician rates for services performed and the reimbursements by third party payors for such services. Patient service revenue is presented net of an estimated provision for contractual adjustments and uncollectibles. Management estimates the allowance for contractual adjustments and uncollectibles on accounts receivable based upon historical experience and other factors, including days sales outstanding for accounts receivable, evaluation of expected adjustments and delinquency rates, past adjustments and collection experience in relation to amounts billed, an aging of accounts receivable, current contract and reimbursement terms, changes in payor mix and other relevant information. Patient services accounts receivable makes up a significant portion of the Company's consolidated net accounts receivable balance of \$296.8 million as of December 31, 2022.

The principal considerations for our determination that performing procedures relating to valuation of patient services accounts receivable—allowance for contractual adjustments and uncollectibles is a critical audit matter is the significant judgment by management to determine the estimated allowance to adjust the patient services accounts receivable to the amount that will be collected in the future under the terms of third-party payor contracts, which in turn led to a high degree of auditor judgment, subjectivity, and effort in performing procedures and evaluating the audit evidence obtained related to the valuation of patient services accounts receivable.

Addressing the matter involved performing procedures and evaluating audit evidence in connection with forming our overall opinion on the consolidated financial statements. These procedures included testing the effectiveness of controls relating to the valuation of patient accounts receivable, which included controls over management's model, data, and assumptions used to estimate the allowance for contractual adjustments and uncollectibles from third parties. These procedures also included, among others, (i) evaluating management's process for developing the allowance for contractual adjustments and uncollectibles; (ii) testing the completeness and accuracy of

underlying data used in the model; (iii) evaluating the historical accuracy of management's process for developing the estimate of the amount which will ultimately be collected by comparing actual cash collections to the previously recorded patient services accounts receivable; and (iv) developing an independent expectation of the amount expected to be collected by management. Developing an independent expectation involved calculating the percentage of cash collections as compared to the recorded patient services accounts receivable balance as of the end of the prior year and comparing that percentage to management's collection expectation used to determine the current year allowance for contractual adjustments and uncollectibles.

/s/ PricewaterhouseCoopers LLP
Hallandale Beach, Florida
February 17, 2023

We have served as the Company's auditor since 1999.

Pediatric Medical Group, Inc.
CONSOLIDATED BALANCE SHEETS
(in thousands)

	December 31,	
	2022	2021
ASSETS		
Current assets:		
Cash and cash equivalents	\$ 9,824	\$ 387,391
Short-term investments	93,239	99,715
Accounts receivable, net	296,787	301,775
Prepaid expenses	14,878	18,538
Income taxes receivable	—	14,249
Other current assets	13,261	18,896
Total current assets	427,989	840,564
Property and equipment, net	73,290	70,154
Goodwill	1,532,092	1,505,430
Intangible assets, net	18,491	21,565
Operating and finance lease right-of-use assets	66,924	65,461
Deferred income tax assets	105,925	88,344
Other assets	123,176	131,028
Total assets	\$2,347,887	\$2,722,546
LIABILITIES & EQUITY		
Current liabilities:		
Accounts payable and accrued expenses	\$ 374,225	\$ 394,118
Current portion of debt and finance lease liabilities, net	14,898	2,490
Current portion of operating lease liabilities	21,589	19,684
Income taxes payable	16,271	11,074
Total current liabilities	426,983	427,366
Line of credit	4,000	—
Long-term debt and finance lease liabilities, net	632,381	1,002,258
Long-term operating lease liabilities	44,213	41,396
Long-term professional liabilities	275,629	271,093
Deferred income tax liabilities	33,638	41,409
Other liabilities	39,411	42,332
Total liabilities	1,456,255	1,825,854
Commitments and contingencies		
Shareholders' equity:		
Preferred stock; \$.01 par value; 1,000 shares authorized; none issued	—	—
Common stock; \$.01 par value; 200,000 shares authorized; 82,947 and 86,423 shares issued and outstanding, respectively	829	864
Additional paid-in capital	983,601	1,049,696
Accumulated other comprehensive (loss) income	(3,735)	1,317
Retained deficit	(89,063)	(155,390)
Total Pediatric Medical Group, Inc. shareholders' equity	891,632	896,487
Noncontrolling interest	—	205
Total equity	891,632	896,692
Total liabilities and equity	\$2,347,887	\$2,722,546

The accompanying notes are an integral part of these Consolidated Financial Statements.

Pediatric Medical Group, Inc.
CONSOLIDATED STATEMENTS OF INCOME AND COMPREHENSIVE INCOME
(in thousands, except for per share data)

	Years Ended December 31,		
	2022	2021	2020
Net revenue	\$1,972,021	\$1,911,191	\$1,733,951
Operating expenses:			
Practice salaries and benefits	1,383,319	1,297,477	1,193,940
Practice supplies and other operating expenses	121,669	100,472	90,690
General and administrative expenses	231,397	263,357	248,947
Gain on sale of building	—	(7,280)	—
Depreciation and amortization	35,636	32,147	28,441
Transformational and restructuring related expenses	27,312	22,100	73,801
Total operating expenses	1,799,333	1,708,273	1,635,819
Income from operations	172,688	202,918	98,132
Investment and other income	3,671	13,652	17,913
Interest expense	(39,695)	(68,722)	(110,482)
Loss on early extinguishment of debt	(57,016)	(14,532)	—
Equity in earnings of unconsolidated affiliates	1,722	1,912	1,585
Total non-operating expenses	(91,318)	(67,690)	(90,984)
Income from continuing operations before income taxes	81,370	135,228	7,148
Income tax provision	(18,806)	(27,241)	(16,728)
Income (loss) from continuing operations	62,564	107,987	(9,580)
Income (loss) from discontinued operations, net of tax	3,767	22,950	(786,908)
Net income (loss)	66,331	130,937	(796,488)
Net loss attributable to noncontrolling interest	4	27	—
Net income (loss) attributable to Pediatric Medical Group, Inc.	\$ 66,335	\$ 130,964	\$ (796,488)
Other comprehensive (loss) income, net of tax			
Unrealized holding (loss) gain on investments, net of tax of \$1,694, \$742 and \$1,157	(5,051)	(2,213)	3,452
Total comprehensive income (loss) attributable to Pediatric Medical Group, Inc.	\$ 61,284	\$ 128,751	\$ (793,036)
Per common and common equivalent share data:			
Income (loss) from continuing operations:			
Basic	\$ 0.75	\$ 1.27	\$ (0.11)
Diluted	\$ 0.74	\$ 1.26	\$ (0.11)
Income (loss) from discontinued operations:			
Basic	\$ 0.04	\$ 0.27	\$ (9.44)
Diluted	\$ 0.05	\$ 0.27	\$ (9.44)
Net income (loss) attributable to Pediatric Medical Group, Inc.:			
Basic	\$ 0.79	\$ 1.54	\$ (9.55)
Diluted	\$ 0.79	\$ 1.53	\$ (9.55)
Weighted average common shares:			
Basic	83,467	84,832	83,395
Diluted	84,121	85,828	83,395

The accompanying notes are an integral part of these Consolidated Financial Statements.

Pediatric Medical Group, Inc.
CONSOLIDATED STATEMENTS OF EQUITY
(in thousands)

	Common Stock		Additional Paid-in Capital	Retained Earnings (Deficit)	Total Equity
	Number of Shares	Amount			
Balance at December 31, 2019	84,248	\$842	\$ 987,942	\$ 510,212	\$1,498,996
Net loss	—	—	—	(796,488)	(796,488)
Contribution from noncontrolling interests, net of loss ⁽¹⁾	—	—	—	232	232
Unrealized holding gain on investments, net of tax ⁽¹⁾	—	—	—	3,452	3,452
Common stock issued under employee stock option, employee stock purchase plan and stock purchase plan	538	5	7,004	—	7,009
Issuance of restricted stock and conversion of deferred stock to common stock	1,450	15	(15)	—	—
Stock-based compensation expense	—	—	43,009	—	43,009
Forfeitures of restricted stock	(173)	(2)	2	—	—
Repurchased common stock	(470)	(4)	(8,489)	—	(8,493)
Balance at December 31, 2020	85,593	\$856	\$1,029,453	\$(282,592)	\$ 747,717
Net income	—	—	—	130,964	130,964
Net loss attributable to noncontrolling interests ⁽¹⁾	—	—	—	(27)	(27)
Unrealized holding loss on investments, net of tax ⁽¹⁾	—	—	—	(2,213)	(2,213)
Common stock issued under employee stock option, employee stock purchase plan and stock purchase plan	321	3	6,849	—	6,852
Issuance of restricted stock	736	7	(7)	—	—
Stock-based compensation expense	—	—	18,118	—	18,118
Forfeitures of restricted stock	(55)	—	—	—	—
Repurchased common stock	(172)	(2)	(4,717)	—	(4,719)
Balance at December 31, 2021	86,423	\$864	\$1,049,696	\$(153,868)	\$ 896,692
Net income	—	—	—	66,335	66,335
Dissolution of and net loss attributable to noncontrolling interests ⁽¹⁾	—	—	8	(214)	(206)
Unrealized holding loss on investments, net of tax ⁽¹⁾	—	—	—	(5,051)	(5,051)
Common stock issued under employee stock option, employee stock purchase plan and stock purchase plan	287	3	5,393	—	5,396
Issuance of restricted stock	841	8	(8)	—	—
Stock-based compensation expense	—	—	16,977	—	16,977
Forfeitures of restricted stock	(60)	(1)	1	—	—
Repurchased common stock	(4,544)	(45)	(88,466)	—	(88,511)
Balance at December 31, 2022	<u>82,947</u>	<u>\$829</u>	<u>\$ 983,601</u>	<u>\$ (92,798)</u>	<u>\$ 891,632</u>

⁽¹⁾ Presented within retained (deficit) earnings as the balance is immaterial.

The accompanying notes are an integral part of these Consolidated Financial Statements.

Pediatric Medical Group, Inc.
CONSOLIDATED STATEMENTS OF CASH FLOWS
(in thousands)

	Years Ended December 31,		
	2022	2021	2020
Cash flows from operating activities:			
Net income (loss)	\$ 66,335	\$ 130,964	\$ (796,488)
(Income) loss from discontinued operations	(3,767)	(22,950)	786,908
Adjustments to reconcile net income (loss) to net cash provided from operating activities:			
Depreciation and amortization	35,636	32,147	28,441
Amortization of premiums, discounts and issuance costs	1,765	4,335	7,163
Loss on early extinguishment of debt	57,016	14,532	—
Stock-based compensation expense	16,127	18,968	39,042
Deferred income taxes	(22,771)	(31,239)	36,292
Gain on sale of building	—	(7,280)	—
Other	144	(2,350)	(198)
Changes in assets and liabilities:			
Accounts receivable	(5,543)	(72,731)	37,937
Prepaid expenses and other current assets	15,928	41,530	(47,956)
Other long-term assets	17,196	9,799	13,916
Accounts payable and accrued expenses	420	21,326	47,908
Income taxes receivable (payable)	18,225	(2,285)	(6,931)
Payment of contingent consideration liabilities	—	(11)	—
Long-term professional liabilities	5,600	1,523	4,336
Other liabilities	(19,999)	(22,518)	3,518
Net cash provided by operating activities – continuing operations	182,312	113,760	153,888
Net cash (used in) provided by operating activities – discontinued operations	(15,371)	(37,023)	50,732
Net cash provided by operating activities	166,941	76,737	204,620
Cash flows from investing activities:			
Acquisition payments, net of cash acquired	(28,167)	(29,930)	(2,225)
Purchases of investments	(17,346)	(15,052)	(61,845)
Proceeds from maturities or sales of investments	16,889	16,496	33,432
Purchases of property and equipment	(29,708)	(32,249)	(28,788)
Proceeds from sale of building	—	24,728	—
Strategic investments	—	(20,000)	—
Other	1,378	584	1,080
Net cash used in investing activities – continuing operations	(56,954)	(55,423)	(58,346)
Net cash provided by investing activities – discontinued operations	—	2,350	873,857
Net cash (used in) provided by investing activities	(56,954)	(53,073)	815,511
Cash flows from financing activities:			
Borrowings on credit agreement	830,000	—	527,500
Payments on credit agreement	(826,000)	—	(527,500)
Redemption of senior notes, including call premium	(1,046,880)	(759,848)	—
Proceeds from issuance of senior notes and term loan	650,000	—	—
Payments on term loan	(9,375)	—	—
Payments for credit facility amendment and financing costs	(8,621)	—	(510)
Payments of contingent consideration liabilities	—	(189)	—
Payments on finance lease obligations	(2,916)	(2,809)	(1,161)
Proceeds from issuance of common stock	5,396	6,853	7,009
Repurchases of common stock	(88,511)	(4,719)	(8,493)
Contribution from noncontrolling interests	—	—	245
Other	9,353	596	—
Net cash used in financing activities – continuing operations	(487,554)	(760,116)	(2,910)
Net cash used in financing activities – discontinued operations	—	—	(1,248)
Net cash used in financing activities	(487,554)	(760,116)	(4,158)
Net (decrease) increase in cash and cash equivalents	(377,567)	(736,452)	1,015,973
Cash, cash equivalents at beginning of year	387,391	1,123,843	107,870
Cash and cash equivalents at end of year	\$ 9,824	\$ 387,391	\$1,123,843
Supplemental disclosure of cash flow information:			
Cash paid (refunded) for:			
Interest	\$ 116,235	\$ 86,537	\$ 110,488
Income taxes	\$ 26,908	\$ 54,728	\$ (27,775)
Non-cash investing and financing activities:			
Equipment financed through finance leases	\$ 282	\$ 6,762	\$ 12,507
Property and equipment included in accounts payable	\$ 2,589	\$ 2,300	\$ 2,305

The accompanying notes are an integral part of these Consolidated Financial Statements.

Pediatrix Medical Group, Inc.
NOTES TO CONSOLIDATED FINANCIAL STATEMENTS

1. General:

On July 1, 2022, effective after the close of the market, the Company changed its corporate name from “Mednax, Inc.” to “Pediatrix Medical Group, Inc.” signifying the Company’s return to its core focus in caring for women, babies and children. The Company’s common stock continues to trade on the New York Stock Exchange under the ticker symbol “MD.”

The principal business activity of Pediatrix Medical Group, Inc. (“Pediatrix” or the “Company”) and its subsidiaries is to provide neonatal, maternal-fetal and other pediatric subspecialty physician services. The Company has contracts with affiliated business corporations or professional associations, limited liability companies and partnerships (“affiliated professional contractors”), which are separate legal entities that provide physician services in certain states and Puerto Rico. The Company ceased providing services in Puerto Rico effective December 31, 2022. The Company and its affiliated professional contractors also have contracts with hospitals and other healthcare facilities to provide physician services, which include (i) fee-for-service contracts, whereby hospitals and other customers agree, in exchange for the Company’s services, to authorize the Company and its healthcare professionals to bill and collect the charges for medical services rendered by the Company’s affiliated healthcare professionals, and (ii) administrative fee contracts, whereby the Company is assured a minimum revenue level.

2. Summary of Significant Accounting Policies:

Principles of Presentation

The consolidated financial statements include all the accounts of the Company and its subsidiaries combined with the accounts of the affiliated professional contractors with which the Company currently has specific management arrangements. The Company’s agreements with affiliated professional contractors provide that the term of the arrangements are in most cases permanent, subject only to termination by the Company, except in the case of gross negligence, fraud or bankruptcy of the Company. The Company has the right to receive income, both as ongoing fees and as proceeds from the sale of its interest in the Company’s affiliated professional contractors, in an amount that fluctuates based on the performance of the affiliated professional contractors and the change in the fair value of the Company’s interest in the affiliated professional contractors. The Company has exclusive responsibility for the provision of all non-medical services required for the day-to-day operation and management of the Company’s affiliated professional contractors and establishes the guidelines for the employment and compensation of the physicians. In addition, the agreements provide that the Company has the right, but not the obligation, to purchase, or to designate a person(s) to purchase, the stock of the Company’s affiliated professional contractors for a nominal amount. Separately, in its sole discretion, the Company has the right to assign its interest in the agreements. Based upon the provisions of these agreements, the Company has determined that the affiliated professional contractors are variable interest entities and that the Company is the primary beneficiary as defined in the accounting guidance for consolidation. All significant intercompany and interaffiliate accounts and transactions have been eliminated.

During the year ended December 31, 2021, the Company made a \$20.0 million investment in a pediatric primary, urgent care and telehealth company with which it plans to develop new, innovative pediatric primary urgent care clinics throughout the United States with the goal of significantly enhancing the provision of pediatric care. The Company’s investment is recorded as a cost method investment because the Company does not exercise significant influence over the entity in which it invested.

The Company is a party to a joint venture in which it owns a 37.5% economic interest. The Company accounts for this joint venture under the equity method of accounting because the Company exercises significant influence over, but does not control, this entity. The Company is also a party to a joint venture in which it owns a

51% economic interest and for which it is deemed the primary beneficiary. The equity interest of the outside investor in the equity of this consolidated entity is accounted for and presented as noncontrolling interest on the Company's Consolidated Balance Sheets. The results from operations attributable to the noncontrolling interest are presented separately on the Company's Consolidated Statements of Income and Comprehensive Income.

In 2020, the Company divested its anesthesiology services and radiology services medical groups. The operating results of these medical groups are reported as discontinued operations in the Company's Consolidated Statements of Income and Comprehensive Income for the years ended December 31, 2020.

Accounting Estimates and Assumptions

The preparation of financial statements in conformity with accounting principles generally accepted in the United States ("GAAP") requires management to make estimates and assumptions that affect the reported amounts of assets and liabilities and disclosure of contingent assets and liabilities at the date of the financial statements and the reported amounts of revenue and expenses during the reporting periods. Significant estimates and assumptions are involved in the calculation of the Company's allowance for contractual adjustments and uncollectibles on accounts receivable, liabilities for self-insured amounts and claims incurred but not reported related to the Company's professional liability risks and the fair value of goodwill. Actual results could differ from those estimates.

Segment Reporting

The Company has one reportable segment, which is also its single reporting unit, for purposes of presenting financial information in accordance with the accounting guidance for segment reporting.

The following table summarizes the Company's net revenue from continuing operations by service line (in percentages):

	<u>Years Ended</u> <u>December 31,</u>		
	<u>2022</u>	<u>2021</u>	<u>2020</u>
Neonatology and other pediatric subspecialties	79%	77%	77%
Maternal-fetal medicine	16%	18%	18%
Pediatric cardiology	5%	5%	5%
	<u>100%</u>	<u>100%</u>	<u>100%</u>

Revenue Recognition

Patient service revenue is recognized at the time services are provided by the Company's affiliated physicians. The Company's performance obligations related to the delivery of services to patients are satisfied at the time of service. Accordingly, there are no performance obligations that are unsatisfied or partially unsatisfied at the end of the reporting period with respect to patient service revenue. Almost all of the Company's patient service revenue is reimbursed by GHC Programs and third-party insurance payors. Payments for services rendered to the Company's patients are generally less than billed charges. The Company monitors its revenue and receivables from these sources and records an estimated contractual allowance to properly account for the anticipated differences between billed and reimbursed amounts.

Accordingly, patient service revenue is presented net of an estimated provision for contractual adjustments and uncollectibles. The Company estimates allowances for contractual adjustments and uncollectibles on accounts receivable based upon historical experience and other factors, including days sales outstanding ("DSO") for accounts receivable, evaluation of expected adjustments and delinquency rates, past adjustments and

collection experience in relation to amounts billed, an aging of accounts receivable, current contract and reimbursement terms, changes in payor mix and other relevant information. Contractual adjustments result from the difference between the physician rates for services performed and the reimbursements by GHC Programs and third-party insurance payors for such services.

Collection of patient service revenue the Company expects to receive is normally a function of providing complete and correct billing information to the GHC Programs and third-party insurance payors within the various filing deadlines and typically occurs within 30 to 60 days of billing.

Some of the Company's hospital agreements require hospitals to pay the Company administrative fees. Some agreements provide for fees if the hospital does not generate sufficient patient volume in order to guarantee that the Company receives a specified minimum revenue level. The Company also receives fees from hospitals for administrative services performed by its affiliated physicians providing medical director or other services at the hospital.

Accounts receivable are primarily amounts due under fee-for-service contracts from third-party payors, such as insurance companies, self-insured employers and patients and GHC Programs geographically dispersed throughout the United States and its territories. Concentration of credit risk relating to accounts receivable is limited by the number, diversity and geographic dispersion of the business units managed by the Company, as well as by the large number of patients and payors, including the various governmental agencies in the states in which the Company provides services. Receivables from GHC Programs made up approximately 21% of net accounts receivable related to continuing operations at December 31, 2022 and 2021.

Cash and Cash Equivalents

Cash equivalents are defined as all highly liquid financial instruments with maturities of 90 days or less from the date of purchase. The Company's cash equivalents typically consist of demand deposits, amounts on deposit in money market accounts, and funds invested in overnight repurchase agreements. Cash equivalent balances may, at certain times, exceed federally insured limits. Certain cash equivalents carried by the Company are subject to the fair value provisions of the accounting guidance for fair value measurements. See "Fair Value Measurements" below.

Investments

Investments consist primarily of corporate securities, municipal debt securities, federal home loan securities and certificates of deposit. The Company classifies its investments as available for sale. Although there is no stated expectation that the investments will be sold within one year, the investments are available for use, if needed, and accordingly are classified as short-term. Such investments are carried at fair value with any unrealized gains and losses reported as a component of other accumulated comprehensive income or loss.

With respect to the Company's cost method investment in a pediatric primary, urgent care and telehealth company, the Company has elected the measurement alternative to measure cost method investments that do not have a readily determinable fair value at cost less impairment, adjusted by observable price changes with any fair value changes recognized in earnings.

Property and Equipment

Property and equipment are recorded at original purchase cost. Depreciation of property and equipment is computed using the straight-line method over the estimated useful lives of the underlying assets. Estimated useful lives are generally 30 years for buildings; three to seven years for medical equipment, computer equipment, software and furniture; and the lesser of the useful life or the remaining lease term for leasehold improvements and finance leases. Upon sale or retirement of property and equipment, the related cost and accumulated depreciation are eliminated from the respective accounts and any resulting gain or loss is included in earnings.

Business Acquisitions

The Company accounts for all business acquisitions at fair value and expenses acquisition costs as they are incurred. Any identifiable assets acquired and liabilities assumed are recognized and measured at their respective fair values on the acquisition date. If information about facts and circumstances existing as of the acquisition date is incomplete at the end of the reporting period in which a business acquisition occurs, the Company will report provisional amounts for the items for which the accounting is incomplete. The measurement period ends once the Company receives sufficient information to finalize the fair values; however, the period will not exceed one year from the acquisition date. Any adjustments to provisional amounts that are identified during the measurement period are recognized in the reporting period in which the adjustment amounts are determined.

In connection with certain acquisitions, the Company enters into agreements to pay additional amounts in cash or common stock based on the achievement of certain performance measures for up to five years ending after the acquisition dates. The Company measures this contingent consideration at fair value at the acquisition date and records such contingent consideration as a liability or equity on the Company's Consolidated Balance Sheets on the acquisition date. The fair value of each contingent consideration liability is remeasured at each reporting period with any change in fair value recognized as income or expense within operations in the Company's Consolidated Statements of Income and Comprehensive Income.

Goodwill and Other Intangible Assets

The Company records acquired assets and assumed liabilities at their respective fair values under the acquisition method of accounting. Goodwill represents the excess of purchase price over the fair value of the net assets acquired. Intangible assets with finite lives, principally physician and hospital agreements, are recognized apart from goodwill at the time of acquisition based on the contractual-legal and separability criteria established in the accounting guidance. Intangible assets with finite lives are amortized on either an accelerated basis based on the annual undiscounted economic cash flows associated with the particular intangible asset or on a straight-line basis over their estimated useful lives. Intangible assets with finite lives are amortized over periods of one to 20 years.

Goodwill is tested for impairment at a reporting unit level on at least an annual basis in accordance with the subsequent measurement provisions of the accounting guidance for goodwill. When testing goodwill for impairment, the Company may assess qualitative factors for its reporting units to determine whether it is more likely than not that the fair value of a reporting unit is less than its carrying amount, including goodwill. Alternatively, the Company may bypass this qualitative assessment and perform the quantitative goodwill impairment test.

The Company completed annual impairment tests for its continuing operations in the third quarter of each of 2022, 2021 and 2020 and determined that goodwill was not impaired. See Note 8 – Goodwill and Intangible Assets for more information. For 2022, 2021 and 2020, the Company elected to perform the qualitative assessment, focused on various factors including macroeconomic conditions, market trends, specific reporting unit financial performance and other entity specific events, to determine if it was more likely than not that the fair value of its single reporting unit exceeded its carrying value, including goodwill. The Company considered the economic outlook for the healthcare services industry and various other factors during the testing process, including hospital and physician contract changes, local market developments, changes in third-party payor payments, and other publicly available information.

Long-Lived Assets

The Company is required to evaluate long-lived assets, including intangible assets subject to amortization, whenever events or changes in circumstances indicate that the carrying value of the assets may not be fully recoverable. The recoverability of such assets is measured by a comparison of the carrying value of the assets to

the future undiscounted cash flows before interest charges to be generated by the assets. If long-lived assets are impaired, the impairment to be recognized is measured as the excess of the carrying value over the fair value. Long-lived assets held for disposal are reported at the lower of the carrying value or fair value less disposal costs. The Company does not believe there are any indicators that would require an adjustment to such assets or their estimated periods of recovery at December 31, 2022 pursuant to current accounting standards.

Common Stock Repurchases

The Company repurchases shares of its common stock as authorized from time to time by its Board of Directors. The Company treats repurchased shares of its common stock as retired as any repurchased shares become authorized but unissued shares. The reacquisition cost of repurchased shares is recorded as a reduction in the respective components of shareholders' equity.

Professional Liability Coverage

The Company maintains professional liability insurance policies with third-party insurers generally on a claims-made basis, subject to deductibles or self-insured retention, exclusions and other restrictions. The Company's self-insured retention under its professional liability insurance program is maintained primarily through a wholly owned captive insurance subsidiary. The Company records an estimate of liabilities for self-insured amounts and claims incurred but not reported based on an actuarial valuation using historical loss information, claim emergence patterns and various actuarial assumptions. Liabilities for claims incurred but not reported are not discounted.

Income Taxes

The Company records deferred income taxes using the liability method, whereby deferred tax assets and liabilities are determined based on the difference between the financial statement and tax bases of assets and liabilities using enacted tax rates in effect for the year in which the differences are expected to reverse. If it is more likely than not that all or a portion of deferred tax assets will not be realized, a valuation allowance is provided against such deferred tax assets. In making such determination, the Company considers all available positive and negative evidence, including future reversals of existing taxable temporary differences, projected future taxable income, tax-planning strategies, and results of recent operations.

The accounting guidance for uncertain tax positions prescribes a recognition threshold and measurement attribute for financial statement recognition and measurement of a tax position taken or expected to be taken in a tax return. The guidance also requires policy disclosures regarding penalties and interest and extensive disclosures regarding increases and decreases in uncertain tax positions as a result of tax positions taken in a current or prior period, settlements with taxing authorities and any lapse of an applicable statute of limitations. Additional qualitative discussion is required for any tax position that may result in a significant increase or decrease in uncertain tax positions within a 12-month period from the Company's reporting date.

Stock Incentive Plans

The Company grants stock-based awards consisting primarily of restricted stock to key employees under its Amended and Restated 2008 Incentive Compensation Plan. The Company measures the cost of employee services received in exchange for stock-based awards based on grant-date fair value and allocates the resulting compensation expense over the corresponding requisite service period using the graded vesting attribution method. The Company also performs analyses to estimate forfeitures of stock-based awards on an annual basis and adjusts the estimates as necessary based on the number of awards that ultimately vest.

Net Income Per Common Share

Basic net income per common share is calculated by dividing net income by the weighted average number of common shares outstanding during the period. Diluted net income per common share is calculated by dividing

net income by the weighted average number of common and potential common shares outstanding during the period. Potential common shares consist of outstanding restricted stock, deferred stock and stock options and is calculated using the treasury stock method.

Fair Value Measurements

The accounting guidance establishes a fair value hierarchy that prioritizes valuation inputs into three levels based on the extent to which inputs used in measuring fair value are observable in the market. Each fair value measurement is reported in one of three levels:

Level 1 – inputs are based upon unadjusted quoted prices for identical instruments traded in active markets.

Level 2 – inputs are based upon quoted prices for similar instruments in active markets, quoted prices for identical or similar instruments in markets that are not active, and model-based valuation techniques for which all significant assumptions are observable in the market or can be corroborated by observable market data for substantially the full term of the assets or liabilities.

Level 3 – inputs are generally unobservable and typically reflect management’s estimates of assumptions that market participants would use in pricing the asset or liability. The fair values are therefore determined using model-based techniques that include option pricing models, discounted cash flow models, and similar techniques.

The following table presents information about the Company’s financial instruments that are accounted for at fair value on a recurring basis at December 31, 2022 and 2021 (in thousands):

	Fair Value Category	Fair Value	
		December 31, 2022	December 31, 2021
Assets:			
Money market funds	Level 1	\$ 1,415	\$ 2,442
Short-term investments	Level 2	93,239	99,715
Mutual funds	Level 1	14,544	18,542

The following table presents information about the Company’s financial instruments that are not carried at fair value at December 31, 2022 and 2021 (in thousands):

	December 31, 2022		December 31, 2021	
	Carrying Amount	Fair Value	Carrying Amount	Fair Value
Liabilities:				
2027 Notes	—	—	1,000,000	1,047,190
2030 Notes	400,000	344,000	—	—

The Company redeemed the full principal balance of its 6.25% senior unsecured notes due 2027 (the “2027 Notes”) in February 2022.

The carrying amounts of cash equivalents, accounts receivable and accounts payable and accrued expenses approximate fair value due to the short maturities of the respective instruments. The carrying value of the line of credit approximates fair value. If the Company’s line of credit was measured at fair value, it would be categorized as Level 2 in the fair value hierarchy.

3. Coronavirus Pandemic (“COVID-19”):

COVID-19 has had an impact on the demand for medical services provided by the Company’s affiliated clinicians. Beginning in mid-March 2020, the Company’s affiliated office-based practices, which specialize in

maternal-fetal medicine, pediatric cardiology, and numerous pediatric subspecialties, experienced a significant elevation of appointment cancellations compared to historical normal levels. The Company believes COVID-19, either directly or indirectly, also had an impact on its neonatology intensive care unit (“NICU”) patient volumes, and there is no assurance that impacts from COVID-19 will not further adversely affect its NICU patient volumes or otherwise adversely affect its NICU and related neonatology business. Further, in late 2020, the Company saw a shift in the mix of patients reimbursed under government-sponsored healthcare programs, but that shift materially reversed during the year ended December 31, 2021. Overall, the Company’s operating results were significantly impacted by COVID-19 beginning in mid-March 2020, but volumes began to normalize in mid-2020 and substantially recovered throughout 2020 with no material impacts from COVID-19 or its variants in 2021 or 2022.

During 2020, the Company implemented a number of actions to preserve financial flexibility and partially mitigate the significant anticipated impact of COVID-19. These steps included a suspension of most activities related to the Company’s transformational and restructuring programs, limiting these expenditures to those that provide essential support for the Company’s response to COVID-19. In addition, (i) the Company temporarily reduced executive and key management base salaries, including 50% reductions in salaries for its named executive officers during the second quarter of 2020; (ii) the Board of Directors agreed to forego their annual cash retainer and cash meeting payments, also during the second quarter of 2020; (iii) the Company enacted a combination of salary reductions and furloughs for non-clinical employees; (iv) the Company enacted significant operational and practice-specific expense reduction plans across its clinical operations; and (v) the Company amended and restated its Credit Agreement.

Due to the continued uncertainties surrounding the timeline of and impacts from COVID-19 and with multiple variant strains still circulating, the Company is unable to predict the ultimate impact on its business, financial condition, results of operations, cash flows and the trading price of its securities at this time. The Company, however, believes it will be able to generate sufficient liquidity to satisfy its obligations for the next twelve months.

CARES Act

In March 2020, the Coronavirus Aid, Relief, and Economic Security Act (“CARES Act”) was signed into law. The CARES Act is a relief package intended to assist many aspects of the American economy, including providing up to \$100 billion in aid to the healthcare industry to reimburse healthcare providers for lost revenue and expenses attributable to COVID-19. The remaining \$70 billion in aid is intended to focus on providers in areas particularly impacted by COVID-19, rural providers, providers of services with lower shares of Medicare reimbursement or who predominantly serve the Medicaid population, and providers requesting reimbursement for the treatment of uninsured Americans. It is unknown what, if any, portion of the remaining healthcare industry funding of the CARES Act the Company and its affiliated physician practices will qualify for and receive. The Department of Health and Human Services (“HHS”) is administering this program and began disbursing funds in April 2020, of which the Company’s affiliated physician practices within continuing operations received an aggregate of \$13.3 million, \$26.1 million and \$22.0 million during the years ended December 31, 2022, 2021 and 2020, respectively.

In addition, the CARES Act also provided for deferred payment of the employer portion of social security taxes through the end of 2020, and while the Company utilized this deferral option throughout 2020, it repaid all of the deferred amounts as of December 31, 2022.

Under current tax law, net operating losses can be carried forward indefinitely. The CARES Act enacted rules allowing net operating losses arising in 2020 to be carried back five taxable years. The Company generated a net operating loss for the 2020 tax year which has been carried back to the 2015 tax year under these provisions to obtain a refund of income tax at the prior 35% corporate tax rate.

4. Investments:

Investments held are summarized as follows (in thousands):

	<u>December 31,</u>	
	<u>2022</u>	<u>2021</u>
Corporate securities	\$61,385	\$72,964
Municipal debt securities	14,377	13,215
U.S. Treasury securities	10,205	5,205
Certificates of deposit	3,710	4,404
Federal home loan securities	3,562	3,927
	<u>\$93,239</u>	<u>\$99,715</u>

5. Accounts Receivable and Net Revenue:

Accounts receivable, net consists of the following (in thousands):

	<u>December 31,</u>	
	<u>2022</u>	<u>2021</u>
Gross accounts receivable	\$ 1,548,492	\$ 1,393,584
Allowance for contractual adjustments and uncollectibles	<u>(1,251,705)</u>	<u>(1,091,809)</u>
	<u>\$ 296,787</u>	<u>\$ 301,775</u>

Net revenue consists of the following (in thousands):

	<u>Years Ended December 31,</u>		
	<u>2022</u>	<u>2021</u>	<u>2020</u>
Net patient service revenue	\$1,688,818	\$1,641,323	\$1,481,331
Hospital contract administrative fees	262,931	240,022	218,495
Other revenue	<u>20,272</u>	<u>29,846</u>	<u>34,125</u>
	<u>\$1,972,021</u>	<u>\$1,911,191</u>	<u>\$1,733,951</u>

The following is a summary of the Company's payor mix, expressed as a percentage of net revenue, exclusive of administrative fees and other miscellaneous revenue, for the periods indicated:

	<u>Years Ended December 31,</u>		
	<u>2022</u>	<u>2021</u>	<u>2020</u>
Contracted managed care	66%	68%	68%
Government	26%	25%	27%
Other third-parties	6%	5%	4%
Private-pay patients	<u>2%</u>	<u>2%</u>	<u>1%</u>
	<u>100%</u>	<u>100%</u>	<u>100%</u>

Accounts receivable consist primarily of amounts due from GHC Programs and third-party insurance payors for services provided by the Company's affiliated physicians.

Net revenue consists primarily of gross billed charges for services provided by the Company's affiliated physicians less an estimated allowance for contractual adjustments and uncollectibles to properly account for the anticipated differences between gross billed charge amounts and expected reimbursement amounts.

The Company's contractual adjustments and uncollectibles as a percentage of gross patient service revenue vary slightly each year depending on several factors, including improved managed care contracting, changes in reimbursement from state Medicaid programs and other GHC Programs, shifts in the percentage of patient services being reimbursed under GHC Programs and annual price increases.

The Company's annual price increases typically increase contractual adjustments as a percentage of gross patient service revenue. This increase is primarily due to Medicare, Medicaid and other GHC Programs that generally provide for reimbursements on a fee-schedule basis rather than on a gross charge basis. When the Company bills these programs, like other payors, on a gross-charge basis, it also increases its provision for contractual adjustments and uncollectibles by the amount of any price increase, resulting in a higher contractual adjustment percentage.

Some of the Company's hospital agreements require hospitals to pay the Company administrative fees. Some agreements provide for fees if the hospital does not generate sufficient patient volume in order to guarantee that the Company receives a specified minimum revenue level. The Company also receives fees from hospitals for administrative services performed by its affiliated physicians providing medical director or other services at the hospital.

6. Property and Equipment:

Property and equipment consists of the following (in thousands):

	December 31,	
	2022	2021
Building	\$ 8,286	\$ 8,286
Land	2,032	2,032
Equipment and other	235,190	224,524
	245,508	234,842
Accumulated depreciation	(172,218)	(164,688)
	<u>\$ 73,290</u>	<u>\$ 70,154</u>

The Company recorded depreciation expense of \$26.7 million, \$21.6 million and \$19.3 million for the years ended December 31, 2022, 2021 and 2020, respectively.

7. Business Combinations:

During the year ended December 31, 2022, the Company completed the acquisition of one multi-location pediatric urgent care practice and one pediatric gastroenterology practice for total consideration of \$31.3 million, of which \$26.5 million was paid in cash at closing and \$4.8 million is recorded as contingent consideration liabilities. These acquisitions expanded the Company's national network of physician practices across women's and children's services and particularly expanded its presence in the pediatric primary and urgent care service line. In connection with these acquisitions, the Company recorded tax deductible goodwill of \$26.7 million, other intangible assets consisting primarily of physician and hospital agreements of \$2.3 million, fixed assets of \$2.2 million and other non-current assets of \$0.1 million.

During the year ended December 31, 2021, the Company completed the acquisition of nine physician practices consisting of one pediatric orthopedic practice, one multi-location pediatric urgent care practice, one pediatric cardiology practice, two pediatric neurology practices, one maternal-fetal medicine practice, one obstetrics and gynecology practice, one pediatric intensivist practice and one neonatology practice for total consideration of \$34.9 million, of which \$29.9 was paid in cash at closing and \$5.0 million is recorded as current and long-term liabilities for amounts payable in future periods. These acquisitions expanded the Company's

national network of physician practices across women’s and children’s services. In connection with these acquisitions, the Company recorded tax deductible goodwill of \$27.9 million, other intangible assets consisting primarily of physician and hospital agreements of \$3.5 million and fixed assets of \$3.5 million.

8. Goodwill and Intangible Assets:

Goodwill was \$1.53 billion and \$1.51 billion at December 31, 2022 and 2021, respectively. Goodwill is tested for impairment on at least an annual basis, in accordance with the subsequent measurement provisions of the accounting guidance for goodwill. Consistent with prior years, the Company performed its annual impairment test in the third quarter of 2022 and determined that goodwill was not impaired.

Intangible assets, net, consist of the following (in thousands):

	<u>December 31, 2022</u>		
	<u>Gross Carrying Value</u>	<u>Accumulated Amortization</u>	<u>Net Carrying Value</u>
Physician and hospital agreements	\$101,325	\$(85,457)	\$15,868
Other technology	8,695	(6,072)	2,623
	<u>\$110,020</u>	<u>\$(91,529)</u>	<u>\$18,491</u>
	<u>December 31, 2021</u>		
	<u>Gross Carrying Value</u>	<u>Accumulated Amortization</u>	<u>Net Carrying Value</u>
Physician and hospital agreements	\$101,542	\$(83,440)	\$18,102
Other technology	7,801	(4,338)	3,463
	<u>\$109,343</u>	<u>\$(87,778)</u>	<u>\$21,565</u>

During the year ended December 31, 2022, the Company recorded intangible assets related to acquisitions totaling \$2.3 million, consisting primarily of physician and hospital agreements. The weighted-average amortization period for these physician and hospital agreements is approximately 13 years.

Amortization expense for intangible assets was \$6.4 million, \$8.0 million and \$7.6 million for the years ended December 31, 2022, 2021 and 2020, respectively.

Amortization expense for existing intangible assets for the next five years is expected to be as follows (in thousands):

2023	\$5,173
2024	3,561
2025	2,095
2026	1,426
2027	1,140

9. Discontinued Operations:

The Company divested its anesthesiology services medical group in May 2020. During the year ended December 31, 2022, the Company recorded a net decrease to the loss on sale of \$3.4 million, primarily for certain transaction related true ups.

The Company divested its radiology services medical group in December 2020. During the year ended December 31, 2022, the Company recorded a net decrease of \$0.4 million to the loss on sale, primarily for certain

transaction related true ups, with the loss for the year ended December 31, 2022 representing the Company's best estimate of the final working capital true up that is expected to be settled during the first quarter of 2023.

The net changes to the losses on sale are reflected as a component of discontinued operations, net of income taxes, in the Company's Consolidated Statements of Income and Comprehensive Income for the year ended December 31, 2022 as relevant.

10. Accounts Payable and Accrued Expenses:

Accounts payable and accrued expenses consist of the following (in thousands):

	December 31,	
	2022	2021
Accounts payable	\$ 31,857	\$ 36,645
Accrued salaries and incentive compensation	197,831	213,974
Accrued payroll taxes and benefits	34,983	34,994
Accrued professional liabilities	32,232	37,729
Accrued interest	8,921	29,052
Other accrued expenses	68,401	41,724
	<u>\$374,225</u>	<u>\$394,118</u>

11. Operating Leases:

The Company primarily leases property under operating leases and had one material equipment operating lease for an aircraft that expired in January 2022. The Company's property leases are primarily for its regional, medical and business offices, storage space and temporary housing for medical staff.

For leases with terms greater than 12 months, the Company records the related asset and obligation at the present value of the lease payment using a discount rate that reflects the Company's estimated incremental borrowing rate. Certain of the Company's leases include rental escalation clauses and renewal options that are factored into the determination of lease payments when appropriate. Operating leases for office equipment are not material, and therefore are excluded from the Company's Consolidated Balance Sheet.

The table below presents the operating lease-related right-of-use assets and related liabilities recorded on the Company's balance sheet and the weighted average remaining lease term and discount rate as of December 31, 2022 and 2021 (dollars in thousands):

	December 31,	
	2022	2021
Assets:		
Operating lease right-of-use assets	\$ 55,796	\$ 51,283
Liabilities:		
Current portion of operating lease liabilities	21,589	19,684
Long-term portion of operating lease liabilities	44,213	41,396
Other Information:		
Weighted-average remaining lease term	3.9 years	3.7 years
Weighted average discount rate	4.6%	4.7%

The table below presents certain information related to the lease costs for operating leases during the years ended December 31, 2022 and 2021 (in thousands):

	<u>December 31,</u>	
	<u>2022</u>	<u>2021</u>
Operating lease costs	\$22,293	\$19,907
Variable lease costs	6,640	5,060
Other operating lease costs	4,218	4,235
Total operating lease costs	<u>\$33,151</u>	<u>\$29,202</u>

The table below presents supplemental cash flow information related to operating leases during the years ended December 31, 2022 and 2021 (in thousands):

	<u>December 31, 2022</u>	<u>December 31, 2021</u>
Operating cash flows for operating leases	\$37,549	\$34,054

The table below reconciles the undiscounted cash flows for each of the first five years and total of the remaining years to the operating lease liabilities recorded on the balance sheet as of December 31, 2022 (in thousands):

	<u>December 31, 2022</u>
2023	\$ 21,994
2024	19,242
2025	12,162
2026	7,634
2027	4,496
Thereafter	<u>5,175</u>
Total minimum lease payments	70,703
Less: Amount of payments representing interest	<u>(4,901)</u>
Present value of future minimum lease payments	65,802
Less: Current obligations	<u>(21,589)</u>
Long-term portion of operating leases	<u>\$ 44,213</u>

12. Accrued Professional Liabilities:

At December 31, 2022 and 2021, the Company's total accrued professional liabilities of \$307.9 million and \$308.8 million, respectively, included incurred but not reported loss reserves of \$215.5 million and \$211.2 million, respectively, and loss reserves for reported claims of \$92.4 million and \$97.6 million, respectively. Of the total liability at December 31, 2022, \$32.2 million is classified as a current liability within accounts payable and accrued expenses in the Consolidated Balance Sheet. In addition, there is a corresponding insurance receivable of \$54.7 million recorded as a component of other assets for certain professional liability claims that are covered by third-party insurance policies. These reserves include the accrued professional liabilities for the Company's continuing operations as reflected in the table below as well as certain retained professional liabilities related to the Company's former anesthesiology and radiology medical groups that were divested in 2020.

The activity related to the Company’s accrued professional liability for continuing operations, excluding the retained professional liabilities related to the Company’s former anesthesiology and radiology medical groups, for the years ended December 31, 2022, 2021, and 2020 is as follows (in thousands):

	<u>Years Ended December 31,</u>		
	<u>2022</u>	<u>2021</u>	<u>2020</u>
Balance at beginning of year	\$190,127	\$174,803	\$151,397
Liabilities recognized, offset by insurance receivable	(2,692)	(2,299)	3,922
Provision (adjustment) for losses related to:			
Current year	53,180	56,016	45,674
Prior years	(4,056)	(14,231)	(1,551)
Total provision for losses	49,124	41,785	44,123
Claim payments related to:			
Current year	(73)	(59)	(59)
Prior years	(36,925)	(24,103)	(24,580)
Total payments	(36,998)	(24,162)	(24,639)
Balance at end of year	<u>\$199,561</u>	<u>\$190,127</u>	<u>\$174,803</u>

The net increases in the Company’s total accrued professional liability for the years ended December 31, 2022 and 2021 were primarily related to certain changes in the Company’s claims experience that impacted its provision for losses.

13. Line of Credit, Long-Term Debt and Finance Lease Obligations:

On February 11, 2022, the Company issued \$400.0 million of 5.375% unsecured senior notes due 2030 (the “2030 Notes”). The Company used the net proceeds from the issuance of the 2030 Notes, together with \$100.0 million drawn under the Revolving Credit Line (as defined below), \$250.0 million of Term A Loan (as defined below) and approximately \$308.0 million of cash on hand, to redeem (the “Redemption”) the 2027 Notes, which had an outstanding principal balance of \$1.0 billion, and to pay costs, fees and expenses associated with the Redemption and the Credit Agreement Amendment (as defined below).

Interest on the 2030 Notes accrues at the rate of 5.375% per annum, or \$21.5 million, and is payable semi-annually in arrears on February 15 and August 15, beginning on August 15, 2022. The Company’s obligations under the 2030 Notes are guaranteed on an unsecured senior basis by the same subsidiaries and affiliated professional contractors that guarantee the Amended Credit Agreement (as defined below). The indenture under which the 2030 Notes are issued, among other things, limits the Company’s ability to (1) incur liens and (2) enter into sale and lease-back transactions, and also limits the Company’s ability to merge or dispose of all or substantially all of its assets, in all cases, subject to a number of customary exceptions. Although the Company is not required to make mandatory redemption or sinking fund payments with respect to the 2030 Notes, upon the occurrence of a change in control, the Company may be required to repurchase the 2030 Notes at a purchase price equal to 101% of the aggregate principal amount of the 2030 Notes repurchased plus accrued and unpaid interest.

Also in connection with the Redemption, the Company amended its credit agreement (the “Credit Agreement”, and such amendment, the “Credit Agreement Amendment”), concurrently with the issuance of the 2030 Notes. The Credit Agreement Amendment, among other things, (i) refinanced the prior unsecured revolving credit facility with a \$450 million unsecured revolving credit facility, including a \$37.5 million sub-facility for the issuance of letters of credit (the “Revolving Credit Line”), and a new \$250 million term A loan facility (“Term A Loan”) and (ii) removed JPMorgan Chase Bank, N.A., as the administrative agent under the Credit Agreement and appointed Bank of America, N.A. as the administrative agent for the lenders.

The Credit Agreement, as amended by the Credit Agreement Amendment (the “Amended Credit Agreement”) matures on February 11, 2027 and is guaranteed on an unsecured basis by substantially all of the Company’s subsidiaries and affiliated professional contractors. At the Company’s option, borrowings under the Amended Credit Agreement bear interest at (i) the Alternate Base Rate (defined as the highest of (a) the prime rate as announced by Bank of America, N.A., (b) the Federal Funds Rate plus 0.50% and (c) Term Secured Overnight Financing Rate (“SOFR”) for an interest period of one month plus 1.00% with a 1.00% floor) plus an applicable margin rate of 0.50% for the first two fiscal quarters after the date of the Credit Agreement Amendment, and thereafter at an applicable margin rate ranging from 0.125% to 0.750% based on the Company’s consolidated net leverage ratio or (ii) Term SOFR rate (calculated as the Secured Overnight Financing Rate published on the applicable Reuters screen page plus a spread adjustment of 0.10%, 0.15% or 0.25% depending on if the Company selects a one-month, three-month or six-month interest period, respectively, for the applicable loan with a 0% floor), plus an applicable margin rate of 1.50% for the first two full fiscal quarters after the date of the Credit Agreement Amendment, and thereafter at an applicable margin rate ranging from 1.125% to 1.750% based on the Company’s consolidated net leverage ratio. The Amended Credit Agreement also provides for other customary fees and charges, including an unused commitment fee with respect to the Revolving Credit Line ranging from 0.150% to 0.200% of the unused lending commitments under the Revolving Credit Line, based on the Company’s consolidated net leverage ratio.

The Amended Credit Agreement contains customary covenants and restrictions, including covenants that require the Company to maintain a minimum interest coverage ratio, a maximum consolidated total consolidated net leverage ratio and to comply with laws, and restrictions on the ability to pay dividends, incur indebtedness or liens and make certain other distributions subject to baskets and exceptions, in each case, as specified therein. Failure to comply with these covenants would constitute an event of default under the Amended Credit Agreement, notwithstanding the ability of the Company to meet its debt service obligations. The Amended Credit Agreement includes various customary remedies for the lenders following an event of default, including the acceleration of repayment of outstanding amounts under the Amended Credit Agreement. In addition, the Company may increase the principal amount of the Revolving Credit Line or incur additional term loans under the Amended Credit Agreement in an aggregate principal amount such that on a pro forma basis after giving effect to such increase or additional term loans, the Company would be in compliance with the financial covenants, subject to the satisfaction of specified conditions and additional caps in the event that the Amended Credit Agreement is secured.

The carrying value of the Company’s long-term debt was \$637.2 million and \$989.7 million at December 31, 2022 and 2021, respectively, and consisted of the following (in thousands):

	<u>December 31, 2022</u>		
	<u>Principal</u>	<u>Unamortized Debt Issuance Costs</u>	<u>Total</u>
Senior notes	\$400,000	\$(5,069)	\$394,931
Revolving line of credit	4,000	(1,489)	2,511
Term A loan	240,625	(827)	239,798
Total	<u>\$644,625</u>	<u>\$(7,385)</u>	<u>\$637,240</u>
	<u>December 31, 2021</u>		
	<u>Principal</u>	<u>Unamortized Debt Issuance Costs</u>	<u>Total</u>
Senior notes	\$1,000,000	\$ (9,712)	\$990,288
Revolving line of credit	—	(628)	(628)
Total	<u>\$1,000,000</u>	<u>\$(10,340)</u>	<u>\$989,660</u>

The Company presents issuance costs related to long-term debt liabilities, other than revolving credit and term loan arrangements, as a direct deduction from the carrying value of that long-term debt. The Company had no outstanding letters of credit at December 31, 2022. At December 31, 2022, the Company had an available balance on its Amended Credit Agreement of \$446.0 million.

The carrying values of the Company's variable rate revolving line of credit and term A loan approximate fair value due to the short-term nature of the interest rates. The estimated fair value of the Company's 2027 Notes and 2030 Notes, for relevant periods, were estimated using trading prices as of December 31, 2022 and 2021, respectively, as Level 2 inputs to estimate fair value for relevant periods and are summarized as follows (in thousands):

	December 31,	
	2022	2021
2027 Notes	\$ —	\$1,047,190
2030 Notes	344,000	—

The Company redeemed the full principal balance of its 2027 Notes in February 2022.

The Company's finance lease obligations, related to equipment used in its newborn hearing screen program, consist of the following (in thousands):

	December 31,	
	2022	2021
Finance lease obligations	\$11,128	\$14,178
Less: Current portion	(2,398)	(2,490)
Long-term portion	<u>\$ 8,730</u>	<u>\$11,688</u>

14. Income Taxes:

The components of the income tax provision (benefit) are as follows (in thousands):

	December 31,		
	2022	2021	2020
Federal:			
Current	\$ 38,877	\$ 41,592	\$(16,610)
Deferred	(19,679)	(20,373)	28,719
	<u>19,198</u>	<u>21,219</u>	<u>12,109</u>
State:			
Current	2,700	16,888	(2,954)
Deferred	(3,092)	(10,866)	7,573
	<u>(392)</u>	<u>6,022</u>	<u>4,619</u>
Total	<u>\$ 18,806</u>	<u>\$ 27,241</u>	<u>\$ 16,728</u>

The Company files its tax return on a consolidated basis with its subsidiaries, and its affiliated professional contractors file tax returns on an individual basis.

The effective tax rate for continuing operations was 23.1%, 20.1% and 234.0% for the years ended December 31, 2022, 2021 and 2020, respectively. The effective tax rate for the year ended December 31, 2021 includes a \$10.8 million benefit related to a change in estimate of an income tax receivable based on loss

carryback provisions under the CARES Act which allow 2020 net operating loss to be carried back for refund at prior 35% federal tax rate. The income tax receivable resulted from a mutual agreement reached with the buyer of our former anesthesiology services medical group to treat a portion of the divestiture as an asset sale for tax purposes. The effective tax rate for the year ended December 31, 2020 was not meaningful due to a significant reduction in pre-tax income as a result of the impacts from transformational and restructuring related expenses and COVID-19.

The differences between the effective rate and the United States federal income tax statutory rate are as follows:

	December 31,		
	2022	2021	2020
Tax at statutory rate	21.00%	21.00%	21.00%
State income tax, net of federal benefit	1.53	4.72	24.34
Non-deductible expenses	1.48	3.42	60.44
Equity compensation adjustments	1.35	0.77	98.61
Change in accrual estimates relating to uncertain tax positions	(3.28)	(1.08)	4.22
Change in valuation allowance	1.72	(0.26)	23.67
Other, net	(0.69)	(0.46)	1.71
Change in tax law	—	(7.97)	—
Income tax provision	<u>23.11%</u>	<u>20.14%</u>	<u>233.99%</u>

All of the Company's deferred tax assets and liabilities are classified as long-term. The significant components of deferred income tax assets and liabilities are as follows (in thousands):

	December 31,	
	2022	2021
Allowance for uncollectible accounts	\$ 152,526	\$ 135,280
Reserves and accruals	66,969	55,549
Stock-based compensation	3,694	3,303
Operating loss and other carryforwards	28,773	29,045
Capital loss carryforwards	422,793	428,805
Operating lease assets	19,096	18,960
Property and equipment	2,481	1,967
Other	256	686
Deferred tax assets before valuation allowance	696,588	673,595
Less: Valuation allowance	(429,260)	(441,529)
Deferred tax assets, net of valuation allowance	<u>267,328</u>	<u>232,066</u>
Gross deferred tax liabilities:		
Amortization	(176,398)	(168,505)
Operating lease liabilities	(16,510)	(16,439)
Other	(2,133)	(187)
Total deferred tax liabilities	<u>(195,041)</u>	<u>(185,131)</u>
Net deferred tax assets	<u>\$ 72,287</u>	<u>\$ 46,935</u>

The Company's net deferred tax assets were \$72.3 million as of December 31, 2022, as compared to \$46.9 million at December 31, 2021. The increase in net deferred tax assets of \$25.4 million during the year ended December 31, 2022 was primarily related to an increase in deferred tax assets related to the allowance for

uncollectible accounts of \$17.2 million, valuation allowance of \$12.2 million and reserves and accruals of \$11.4 million, partially offset by an increase in deferred tax liabilities for amortization of \$7.9 million. The decrease in valuation allowance was predominantly offset by adjustments to the carrying value of corresponding deferred tax assets.

For the years ended December 31, 2022, 2021 and 2020, income tax expense of \$1.1 million, \$1.0 million and \$7.1 million, respectively, was recognized for excess tax deficiencies associated with equity compensation.

The Company has \$1.71 billion of capital loss carryforwards as of December 31, 2022 which were generated from disposal of its former anesthesiology and radiology services medical groups, of which \$1.69 billion expire in 2025 and \$25.9 million expire in 2027. As of December 31, 2022, management has determined that it is more likely than not that the tax benefits related to these carryforwards will not be realized and has recorded a full valuation allowance against the related deferred tax assets. Additionally, the Company has net operating loss carryforwards for federal and state tax purposes totaling \$46.7 million, \$61.7 million and \$35.4 million at December 31, 2022, 2021 and 2020, respectively. With respect to the December 31, 2022 balance, \$26.4 million expires at various times from 2033 through 2042, and \$20.3 million does not expire.

As of December 31, 2022, 2021 and 2020, the Company's liability for uncertain tax positions, excluding accrued interest and penalties, was \$2.8 million, \$4.9 million and \$6.2 million, respectively. As of December 31, 2022, the Company had \$2.8 million of uncertain tax positions that, if recognized, would favorably impact its effective tax rate.

The following table summarizes the activity related to the Company's liability for uncertain tax positions for the years ended December 31, 2022, 2021 and 2020 (in thousands):

	Years Ended December 31,		
	2022	2021	2020
Balance at beginning of year	\$ 4,928	\$ 6,168	\$ 7,409
Increases (decreases) related to prior year tax positions	379	—	(1,041)
Increases related to current year tax positions	800	900	100
Decreases related to divestitures	—	—	(300)
Decreases related to lapse of statutes of limitation	(3,269)	(2,140)	—
Balance at end of year	<u>\$ 2,838</u>	<u>\$ 4,928</u>	<u>\$ 6,168</u>

During the year ended December 31, 2022, the Company decreased its liability for uncertain tax positions by \$2.1 million, primarily related to expiration of statutes of limitation, partially offset by additional taxes on current year and prior year positions. During the year ended December 31, 2021, the Company decreased its liability for uncertain tax positions by \$1.2 million, primarily related to expiration of statutes of limitation, partially offset by additional taxes on current year positions. In addition, the Company anticipates that its liability for uncertain tax positions will increase by \$0.5 million over the next 12 months.

The Company includes interest and penalties related to income tax liabilities in income tax expense. During the year ended December 31, 2022, 2021 and 2020, the Company included \$0.3 million, \$0.4 million and \$0.5 million, respectively, of interest and penalties in income tax expense. At December 31, 2022 and 2021, the Company's accrued liability for interest and penalties related to income tax liabilities totaled \$0.2 million and \$0.8 million, respectively.

The Company is currently subject to U.S. Federal and various state income tax examinations for the tax years 2019 through 2021.

15. Common and Common Equivalent Shares:

The calculation of shares used in the basic and diluted net income per share calculation for the years ended December 31, 2022, 2021, and 2020 is as follows (in thousands):

	Years Ended December 31,		
	2022	2021	2020
Weighted average number of common shares outstanding	83,467	84,832	83,395
Weighted average number of dilutive common share equivalents ^(a)	654	996	—
Weighted average number of common and common equivalent shares outstanding	<u>84,121</u>	<u>85,828</u>	<u>83,395</u>
Antidilutive securities (restricted stock and stock options) not included in the diluted net income per common share calculation	<u>406</u>	<u>11</u>	<u>1,034</u>

^(a) Due to a loss from continuing operations for the year ended December 31, 2020, incremental shares of 0.6 million are not included because the effect would be antidilutive.

16. Stock Incentive Plans and Stock Purchase Plans:

On May 12, 2021, the Company's shareholders approved the Company's Amended and Restated 2008 Incentive Compensation Plan (the "Amended and Restated 2008 Incentive Plan"). The amendments, among other things, increased the number of shares of common stock reserved for delivery under the Amended and Restated 2008 Incentive Plan from 27,775,000 shares to 34,975,000 shares, as well as extended the expiration date to 10 years from the effective date of approval. The Amended and Restated 2008 Incentive Plan provides for grants of stock options, stock appreciation rights, restricted stock, deferred stock, and other stock-related awards and performance awards that may be settled in cash, stock or other property.

Under the Amended and Restated 2008 Incentive Plan, options to purchase shares of common stock may be granted at a price not less than the fair market value of the shares on the date of grant. The options must be exercised within 10 years from the date of grant and generally become exercisable on a pro rata basis over a three-year period from the date of grant. The Company issues new shares of its common stock upon exercise of its stock options. Restricted stock awards generally vest over periods of three years upon the fulfillment of specified service-based conditions and in certain instances performance-based conditions. Deferred stock awards generally vest upon the satisfaction of specified performance-based conditions and service-based conditions. The Company recognizes compensation expense related to its restricted stock and deferred stock awards ratably over the corresponding vesting periods. During the year ended December 31, 2022, the Company granted 0.8 million shares of restricted stock to its employees and non-employee directors under the Amended and Restated 2008 Incentive Plan. At December 31, 2022, the Company had 9.3 million shares available for future grants and awards under the Amended and Restated 2008 Incentive Plan.

On May 12, 2021, the Company's shareholders approved the Company's Amended and Restated 1996 Non-Qualified Employee Stock Purchase Plan (the "ESPP") to increase the number of shares issuable under the ESPP to 9.9 million shares. Under the ESPP, employees are permitted to purchase the Company's common stock at 85% of market value on January 1st, April 1st, July 1st and October 1st of each year. Under the Company's 2015 Non-Qualified Stock Purchase Plan (the "SPP"), certain eligible non-employee service providers are permitted to purchase the Company's common stock at 90% of market value on January 1st, April 1st, July 1st and October 1st of each year.

The Company recognizes stock-based compensation expense for the discount received by participating employees and non-employee service providers. During the year ended December 31, 2022, approximately

0.3 million shares were issued under the ESPP. At December 31, 2022, the Company had approximately 2.5 million shares reserved for issuance under the ESPP. At December 31, 2022, the Company had approximately 61,000 shares reserved for issuance under the SPP. No shares have been issued under the SPP in 2022.

The Company recognized \$14.4 million, \$19.0 million and \$21.1 million of stock-based compensation expense related to its stock incentive plans, the ESPP and the SPP during the years ended December 31, 2022, 2021 and 2020, respectively. This excludes accelerated stock-based compensation expense related to certain position eliminations that is included within transformational and restructuring related expenses.

The activity related to the Company's restricted stock awards and the corresponding weighted average grant-date fair values for the year ended December 31, 2022 are as follows:

	<u>Number of Shares</u>	<u>Weighted Average Fair Value</u>
Non-vested shares at January 1, 2022	1,143,806	\$25.68
Awarded	841,196	\$22.64
Forfeited	(59,555)	\$24.46
Vested	<u>(730,050)</u>	\$26.14
Non-vested shares at December 31, 2022	<u>1,195,397</u>	\$23.32

The aggregate fair value of the restricted stock that vested during the years ended December 31, 2022, 2021 and 2020 was \$19.1 million, \$25.1 million and \$59.3 million, respectively.

The weighted average grant-date fair value of restricted stock awards that were granted during the years ended December 31, 2022, 2021 and 2020 was \$22.64, \$25.17 and \$23.54, respectively.

At December 31, 2022, the total stock-based compensation cost related to non-vested restricted stock remaining to be recognized as compensation expense over a weighted-average period of 1.5 years was \$10.7 million.

The activity and certain other information related to the Company's outstanding stock option awards for the year ended December 31, 2022 are as follows:

	<u>Number of Stock Options</u>	<u>Weighted Average Exercise Price</u>	<u>Weighted Average Remaining Contractual Term (in years)</u>	<u>Aggregate Intrinsic Value (in millions)</u>
Outstanding at January 1, 2022	887,731	\$16.91		
Awarded	—			
Exercised	—			
Expired	—			
Outstanding at December 31, 2022 . . .	<u>887,731</u>	\$16.91	<u>0.88</u>	<u>\$—</u>
Exercisable at December 31, 2022 . . .	<u>887,731</u>	\$16.91	<u>0.88</u>	<u>\$—</u>

At December 31, 2022, there was no remaining unrecognized stock compensation expense for stock options.

17. Common Stock Repurchase Programs:

In July 2013, the Company's Board of Directors authorized the repurchase of shares of the Company's common stock up to an amount sufficient to offset the dilutive impact from the issuance of shares under the

Company's equity compensation programs. The share repurchase program allows the Company to make open market purchases from time-to-time based on general economic and market conditions and trading restrictions. The repurchase program also allows for the repurchase of shares of the Company's common stock to offset the dilutive impact from the issuance of shares, if any, related to the Company's acquisition program. No shares were purchased under this program during the year ended December 31, 2022.

In August 2018, the Company announced that its Board of Directors had authorized the repurchase of up to \$500.0 million of the Company's common stock in addition to its existing share repurchase program, of which \$5.5 million remained available for repurchase as of December 31, 2022. Under this share repurchase program, during the year ended December 31, 2022, the Company purchased 4.5 million shares of its common stock for \$88.5 million, of which 0.2 million shares and \$2.9 million, respectively, were for shares withheld to satisfy minimum statutory withholding obligations in connection with the vesting of restricted stock.

During the year ended December 31, 2021, the Company repurchased 0.2 million shares of its common stock for \$4.7 million to satisfy minimum statutory withholding obligations in connection with the vesting of restricted stock.

The Company intends to utilize various methods to effect any future share repurchases, including, among others, open market purchases and accelerated share repurchase programs. The amount and timing of repurchases will depend upon several factors, including general economic and market conditions and trading restrictions.

18. Retirement Plans:

The Company maintained two qualified contributory savings plans as allowed under Section 401(k) of the Internal Revenue Code and Section 1165(e) of the Puerto Rico Income Tax Act of 1954 (the "401(k) Plans") through December 31, 2022. The 401(k) Plans permit participant contributions and allow elective and, in certain situations, non-elective Company contributions based on each participant's contribution or a specified percentage of eligible wages. Participants may defer a percentage of their annual compensation subject to the limits defined in the 401(k) Plans. The Company recorded expense for its continuing operations of \$22.6 million, \$21.0 million and \$19.9 million for the years ended December 31, 2022, 2021 and 2020, respectively, primarily related to the 401(k) Plans. The Company ceased providing services in Puerto Rico on December 31, 2022, and accordingly, the Puerto Rico 401(k) Plan will no longer be maintained beginning on January 1, 2023.

19. Commitments and Contingencies:

The Company expects that audits, inquiries and investigations from government authorities and agencies will occur in the ordinary course of business. Such audits, inquiries and investigations and their ultimate resolutions, individually or in the aggregate, could have a material adverse effect on the Company's business, financial condition, results of operations, cash flows and the trading price of its securities. The Company has not included an accrual for these matters as of December 31, 2022 in its Consolidated Financial Statements, as the variables affecting any potential eventual liability depend on the currently unknown facts and circumstances that arise out of, and are specific to, any particular future audit, inquiry and investigation and cannot be reasonably estimated at this time.

In the ordinary course of business, the Company becomes involved in pending and threatened legal actions and proceedings, most of which involve claims of medical malpractice related to medical services provided by the Company's affiliated physicians. The Company's contracts with hospitals generally require the Company to indemnify them and their affiliates for losses resulting from the negligence of the Company's affiliated physicians. The Company may also become subject to other lawsuits which could involve large claims and significant costs. The Company believes, based upon a review of pending actions and proceedings, that the outcome of such legal actions and proceedings will not have a material adverse effect on its business, financial condition, results of operations, cash flows and the trading price of its securities. The outcome of such actions

and proceedings, however, cannot be predicted with certainty and an unfavorable resolution of one or more of them could have a material adverse effect on the Company's business, financial condition, results of operations, cash flows and the trading price of its securities.

Although the Company currently maintains liability insurance coverage intended to cover professional liability and certain other claims, the Company cannot assure that its insurance coverage will be adequate to cover liabilities arising out of claims asserted against it in the future where the outcomes of such claims are unfavorable. With respect to professional liability risk, the Company generally self-insures a portion of this risk through its wholly owned captive insurance subsidiary. Liabilities in excess of the Company's insurance coverage, including coverage for professional liability and certain other claims, could have a material adverse effect on the Company's business, financial condition, results of operations, cash flows and the trading price of its securities.

ITEM 9. CHANGES IN AND DISAGREEMENTS WITH ACCOUNTANTS ON ACCOUNTING AND FINANCIAL DISCLOSURE

None.

ITEM 9A. CONTROLS AND PROCEDURES

Evaluation of Disclosure Controls and Procedures

We carried out an evaluation, under the supervision and with the participation of our management, including our Chief Executive Officer and Chief Financial Officer, of the effectiveness of our disclosure controls and procedures (as defined in Rules 13a-15(e) and 15d-15(e) under the Securities Exchange Act of 1934, as amended). Based upon that evaluation, the Chief Executive Officer and Chief Financial Officer have concluded that our disclosure controls and procedures were effective as of the end of the period covered by this report.

Management’s Annual Report on Internal Control Over Financial Reporting

Management of the Company is responsible for establishing and maintaining adequate internal control over financial reporting as defined in Rule 13a-15(f) or 15d-15(f) promulgated under the Securities Exchange Act of 1934, as amended. The Company’s internal control over financial reporting includes those policies and procedures that (i) pertain to the maintenance of records that, in reasonable detail, accurately and fairly reflect the transactions and dispositions of the assets of the Company; (ii) provide reasonable assurance that transactions are recorded as necessary to permit preparation of financial statements in accordance with generally accepted accounting principles, and that receipts and expenditures of the Company are being made only in accordance with authorizations of management and directors of the Company; and (iii) provide reasonable assurance regarding the prevention or timely detection of unauthorized acquisition, use, or disposition of the Company’s assets that could have a material effect on the Company’s financial statements.

Internal control over financial reporting is designed to provide reasonable assurance regarding the reliability of financial reporting and the preparation of financial statements prepared for external purposes in accordance with generally accepted accounting principles. Because of its inherent limitations, internal control over financial reporting may not prevent or detect misstatements. Also, projections of any evaluation of effectiveness to future periods are subject to the risk that controls may become inadequate because of changes in conditions, or that the degree of compliance with the policies or procedures may deteriorate.

Management assessed the effectiveness of the Company’s internal control over financial reporting as of the end of the period covered by this report. In making this assessment, management used the criteria set forth by the Committee of Sponsoring Organizations of the Treadway Commission (“COSO”) in “Internal Control—Integrated Framework (2013).” Based on our assessment we concluded that, as of the end of the period covered by this report, the Company’s internal control over financial reporting was effective based on those criteria.

The Company’s independent registered certified public accounting firm, PricewaterhouseCoopers LLP, has audited our internal control over financial reporting as of December 31, 2022 as stated in their report which appears in this Annual Report on Form 10-K.

Changes in Internal Control Over Financial Reporting

No change in our internal control over financial reporting occurred during our last fiscal quarter that has materially affected, or is reasonably likely to materially affect, our internal control over financial reporting.

ITEM 9B. OTHER INFORMATION

On February 13, 2023, the Company appointed Dr. Curtis Pickert, M.D. as the Company’s Executive Vice President and Chief Operating Officer. Dr. Pickert joined the Company in 2009 and most recently served as the

Company's Chief Physician Executive. Previously, he served as the Company's Executive Vice President, Clinical Services Division, President of the Clinical Services Division, Chief Medical Officer of the Western Division, and Vice President, South Central Region for the Company's Pediatrix Division. Dr. Pickert earned his medical degree and completed his residency in pediatrics at the University of Kansas. He is board-certified in pediatrics and pediatric critical care medicine. In recognition of his appointment as Executive Vice President and Chief Operating Officer, Dr. Pickert will receive (i) an increase in his annual base salary to \$500,000 and (ii) an increase in his annual bonus opportunity to 100% of his annual base salary.

There are no arrangements or understandings between Dr. Pickert and any other person pursuant to which he was appointed as Executive Vice President and Chief Operating Officer of the Company and no family relationships between Dr. Pickert and any director or executive officer of the Company. Other than as described in this Item 9B., since the beginning of the Company's last fiscal year, the Company has not engaged in any transactions, and there are no proposed transactions, or series of similar transactions, in which the Company was or is to be a participant and in which Dr. Pickert had a direct or indirect material interest in which the amount involved exceeds or exceeded \$120,000.

ITEM 9C. DISCLOSURE REGARDING FOREIGN JURISDICTIONS THAT PREVENT INSPECTIONS

Not applicable.

PART III

ITEM 10. DIRECTORS, EXECUTIVE OFFICERS AND CORPORATE GOVERNANCE

The information required by this Item is incorporated by reference to the applicable information in the definitive proxy statement for our 2023 Annual Meeting of Shareholders, which is to be filed with the SEC within 120 days after our fiscal year end.

ITEM 11. EXECUTIVE COMPENSATION

The information required by this Item is incorporated by reference to the applicable information in the definitive proxy statement for our 2023 Annual Meeting of Shareholders, which is to be filed with the SEC within 120 days after our fiscal year end.

ITEM 12. SECURITY OWNERSHIP OF CERTAIN BENEFICIAL OWNERS AND MANAGEMENT AND RELATED STOCKHOLDER MATTERS

SECURITIES AUTHORIZED FOR ISSUANCE UNDER EQUITY COMPENSATION PLANS

The following table provides information as of December 31, 2022, with respect to shares of our common stock that may be issued under existing equity compensation plans, including our Amended and Restated 2008 Incentive Compensation Plan (the “Amended and Restated 2008 Incentive Plan”), our ESPP and our SPP.

<u>Plan Category</u>	<u>Number of securities to be issued upon exercise of outstanding options, warrants and rights</u>	<u>Weighted-average exercise price of outstanding options, warrants and rights</u>	<u>Number of securities remaining available for future issuance under equity compensation plans (excluding securities reflected in column (a))</u>
	(a)	(b)	(c)
Equity compensation plans approved by security holders	887,731(1)		9,309,438(2)
Equity compensation plans not approved by security holders	<u>N/A</u>	<u>N/A</u>	<u>N/A</u>
Total	<u>887,731</u>	<u> </u>	<u>9,309,438</u>

(1) All shares are issuable under the Amended and Restated 2008 Incentive Plan.

(2) Under the Amended and Restated 2008 Incentive Plan, 9,309,438 shares remain available for future issuance, and under the ESPP and the SPP, an aggregate of 2,531,728 shares remain available for future issuance.

The remaining information required by this Item is incorporated by reference to the applicable information in the definitive proxy statement for our 2023 Annual Meeting of Shareholders, which is to be filed with the SEC within 120 days after our fiscal year end.

ITEM 13. CERTAIN RELATIONSHIPS AND RELATED TRANSACTIONS, AND DIRECTOR INDEPENDENCE

The information required by this Item is incorporated by reference to the applicable information in the definitive proxy statement for our 2023 Annual Meeting of Shareholders, which is to be filed with the SEC within 120 days after our fiscal year end.

ITEM 14. PRINCIPAL ACCOUNTANT FEES AND SERVICES

The information required by this Item is incorporated by reference to the applicable information in the definitive proxy statement for our 2023 Annual Meeting of Shareholders, which is to be filed with the SEC within 120 days after our fiscal year end.

PART IV

ITEM 15. EXHIBITS AND FINANCIAL STATEMENT SCHEDULE

(a)(1) Financial Statements

The information required by this Item is included in Item 8 of Part II of this Form 10-K.

(a)(2) Financial Statement Schedule

The following financial statement schedule for the years ended December 31, 2022, 2021 and 2020, is included in this Form 10-K as set forth below (in thousands).

Pediatrix Medical Group, Inc. Schedule II: Valuation and Qualifying Accounts

	Years Ended December 31,		
	2022	2021	2020
Allowance for contractual adjustments and uncollectibles:			
Balance at beginning of year	\$ 1,091,310	\$ 791,842	\$ 746,388
Amount charged against operating revenue	5,921,519	5,436,786	4,776,447
Accounts receivable contractual adjustments and write-offs (net of recoveries)	(5,761,124)	(5,137,318)	(4,730,993)
Balance at end of year	\$ 1,251,705	\$ 1,091,310	\$ 791,842

All other schedules have been omitted because they are not applicable, not required or the information is included elsewhere herein.

(a)(3) Exhibits

See Item 15(b) of this Form 10-K.

(b) Exhibits

- 2.1 Securities Purchase Agreement, dated October 10, 2019, by and between Mednax Services, Inc. and FH MD Buyer, Inc. (incorporated by reference to Exhibit 2.1 to Pediatrix's Current Report on Form 8-K, filed on October 10, 2019).**
- 2.2 Securities Purchase Agreement, dated as of May 6, 2020, by and between Mednax Services, Inc. and NMSC II, LLC (incorporated by reference to Exhibit 2.1 to Pediatrix's Current Report on Form 8-K filed on May 12, 2020).**
- 2.3 Securities Purchase Agreement, dated as of September 9, 2020, by and between Mednax Services, Inc. and Radiology Partners, Inc. (incorporated by reference to Exhibit 2.1 to Pediatrix's Current Report on Form 8-K filed on September 15, 2020).**
- 3.1 Second Amended and Restated Articles of Incorporation (incorporated by reference to Exhibit 3.1 to Pediatrix's Quarterly Report on Form 10-Q for the period ended June 30, 2022).
- 3.2 Amended and Restated By-laws of Mednax, Inc. (incorporated by reference to Exhibit 3.1 to Pediatrix's Current Report on Form 8-K dated November 19, 2021).
- 4.1 Form of 5.375% Senior Notes due 2030 (incorporated by reference to Exhibit A of the Seventh Supplemental Indenture filed as Exhibit 4.3 to Pediatrix's Current Report on Form 8-K dated February 14, 2022).

- 4.2 Indenture, dated as of December 8, 2015, by and between Mednax, Inc. and U.S. Bank National Association, as Trustee. (incorporated by reference to Exhibit 4.2 to Pediatrix's Current Report on Form 8-K dated December 8, 2015).
- 4.3 First Supplemental Indenture dated as of December 8, 2015 to the Indenture, dated as of December 8, 2015, by and among Mednax, Inc., certain of its subsidiaries and U.S. Bank National Association, as Trustee. (incorporated by reference to Exhibit 4.3 to Pediatrix's Current Report on Form 8-K dated December 8, 2015).
- 4.4 Second Supplemental Indenture dated as of March 30, 2017 to the Indenture, dated as of December 8, 2015, by and among Mednax, Inc., certain of its subsidiaries and U.S. Bank National Association, as Trustee. (incorporated by reference to Exhibit 10.4 to Pediatrix's Annual Report on Form 10-K for the period ended December 31, 2017).
- 4.5 Third Supplemental Indenture dated as of November 9, 2017 to the Indenture, dated as of December 8, 2015, by and among Mednax, Inc., certain of its subsidiaries and U.S. Bank National Association, as Trustee. (incorporated by reference to Exhibit 10.5 to Pediatrix's Annual Report on Form 10-K for the year ended December 31, 2017).
- 4.6 Fourth Supplemental Indenture dated as of November 13, 2018 to the Indenture, dated as of December 8, 2015, by and among Mednax, Inc., certain of its subsidiaries and U.S. Bank National Association, as Trustee (incorporated by reference to Exhibit 10.7 to Pediatrix's Annual Report on Form 10-K for the year ended December 31, 2018).
- 4.7 Sixth Supplemental Indenture dated as of February 21, 2019 to the Indenture, dated as of December 8, 2015, by and among Mednax, Inc., certain of its subsidiaries and U.S. Bank National Association, as Trustee (incorporated by reference to Exhibit 10.2 to Pediatrix's Quarterly Report on Form 10-Q for the period ended March 31, 2019).
- 4.8 Seventh Supplemental Indenture dated as of February 11, 2021 to the Indenture, dated as of December 8, 2015, by and among Mednax, Inc., certain of its subsidiaries and U.S. Bank National Association, as Trustee (incorporated by reference to Exhibit 4.3 to Pediatrix's Current Report on Form 8-K dated February 14, 2022).
- 4.9 Description of Securities of Mednax, Inc. (incorporated by reference to Exhibit 4.10 to Pediatrix's Annual Report on Form 10-K for the period ended December 31, 2019).
- 10.1 Credit Agreement, dated as of October 30, 2017, among Mednax, Inc., certain of its domestic subsidiaries from time to time party thereto as Guarantors, the Lender parties thereto, JPMorgan Chase Bank, N.A. as Administrative Agent and Bank of America, N.A., Fifth Third Bank, Mizuho Bank, Ltd., SunTrust Bank, The Bank of Tokyo-Mitsubishi UFJ, Ltd., and Wells Fargo Bank, National Association as Syndication Agents, and BBVA Compass, Citizens Bank, N.A., PNC Bank, Regions Bank, and U.S. Bank National Association, as Senior Documentation Agents and BB&T as Documentation Agent. JPMorgan Chase Bank, N.A, Fifth Third Bank, Merrill Lynch, Pierce, Fenner & Smith Incorporated, Mizuho Bank, Ltd., SunTrust Robinson Humphrey, Inc., The Bank of Tokyo-Mitsubishi UFJ, Ltd., and Wells Fargo Securities, LLC, acted as Joint Lead Arrangers and Joint Bookrunners. (incorporated by reference to Exhibit 10.1 to Pediatrix's Quarterly Report on Form 10-Q for the period ended September 30, 2017).
- 10.2 Amendment No. 1, dated as of November 21, 2018, to the Credit Agreement, dated as of October 30, 2017, among Mednax, Inc. certain of its domestic subsidiaries from time to time party thereto as Guarantors, the Lenders parties thereto and JPMorgan Chase Bank, N.A. as Administrative Agent (incorporated by reference to Exhibit 10.10 to Pediatrix's Annual Report on Form 10-K for the year ended December 31, 2018).

- 10.3 Amendment No. 2, dated as of March 28, 2019, to the Credit Agreement, dated as of October 30, 2017, among Mednax, Inc., certain of its domestic subsidiaries from time to time party thereto as Guarantors, the Lenders parties thereto, and JPMorgan Chase Bank, N.A. as Administrative Agent (incorporated by reference to Exhibit 10.1 to Pediatrix's Quarterly Report on Form 10-Q for the period ended March 31, 2019).
- 10.4 Amendment No.3, dated as of March 25, 2020, to the Credit Agreement, dated as of October 30, 2017, among Mednax, Inc., certain of its domestic subsidiaries from time to time party thereto as Guarantors, the Lenders party thereto and JPMorgan Chase Bank, N.A., as Administrative Agent. (incorporated by reference to Exhibit 10.1 to Pediatrix's Quarterly Report on Form 10-Q for the period ended March 31, 2020).
- 10.5† Amendment No.4, dated as of February 11, 2022, to the Credit Agreement, dated as of October 30, 2017, among Mednax, Inc., certain of its domestic subsidiaries from time to time party thereto as guarantors, the lenders party thereto and Bank of America, N.A., as Administrative Agent (incorporated by reference to Exhibit 10.1 to Pediatrix's Current Report on Form 8-K dated February 14, 2022).
- 10.6 Amended and Restated Mednax, Inc. 1996 Non-Qualified Employee Stock Purchase Plan (incorporated by reference to Exhibit B to the Company's Definitive Proxy Statement on Schedule 14A, filed with the SEC on March 23, 2021).*
- 10.7 2015 Non-Qualified Stock Purchase Plan of Mednax, Inc., dated September 14, 2015 (incorporated by reference to Exhibit B to Pediatrix's Proxy Statement dated September 18, 2015).*
- 10.8 Executive Non-Qualified Deferred Compensation Plan of Pediatrix, dated October 13, 1997 (incorporated by reference to Exhibit 10.35 to Pediatrix's Quarterly Report on Form 10-Q for the period ended June 30, 1998).*
- 10.9 Amended and Restated Thrift and Profit Sharing Plan of Pediatrix (incorporated by reference to Exhibit 4.5 to Pediatrix's Registration Statement on Form S-8 (Registration No. 333-101222)).*
- 10.10 Pediatrix Medical Group of Puerto Rico Thrift and Profit Sharing Plan (incorporated by reference to Exhibit 4.3 to Pediatrix's Registration Statement on Form S-8 dated December 9, 2004).*
- 10.11 Mednax, Inc. Amended and Restated 2008 Incentive Compensation Plan (incorporated by reference to Exhibit A to the Company's Definitive Proxy Statement on Schedule 14A, filed with the SEC on March 23, 2021).*
- 10.12 Mednax, Inc. Form of Non-Qualified Stock Option Agreement for Non-Qualified Stock Options Awarded Under the 2008 Incentive Compensation Plan (incorporated by reference to Exhibit 10.17 to Pediatrix's Annual Report on Form 10-K for the year ended December 31, 2008).*
- 10.13 Mednax, Inc. Form of Restricted Stock Agreement for Restricted Stock Awarded Under the 2008 Incentive Compensation Plan (incorporated by reference to Exhibit 10.18 to Pediatrix's Annual Report on Form 10-K for the year ended December 31, 2008).*
- 10.14 Employment Agreement, dated July 12, 2020, by and between Mednax Services, Inc. and Mark S. Ordan (incorporated by Reference to Exhibit 10.1 to Pediatrix's Quarterly Report on Form 10-Q for the quarter ended June 30, 2020, filed on July 30, 2020).*
- 10.15 Employment Agreement, effective September 8, 2020, by and between Mednax Services, Inc. and C. Marc Richards (incorporated by reference to Exhibit 10.4 to Pediatrix's Quarterly Report on Form 10-Q for the quarter ended September 30, 2020, filed on November 6, 2020).*
- 10.16 Employment Agreement, effective September 27, 2020, by and between Mednax Services, Inc. and Dominic J. Andreano (incorporated by reference to Exhibit 10.5 to Pediatrix's Quarterly Report on Form 10-Q for the quarter ended September 30, 2020, filed on November 6, 2020).*

- 10.17 Amended and Restated Employment Agreement, effective February 15, 2022, by and between Mednax Services, Inc. and Mary Ann E. Moore (incorporated by reference to Exhibit 10.18 to the Company's Annual Report on Form 10-K dated February 17, 2022).*
- 10.18 Amended and Restated Employment Agreement, effective September 27, 2020, by and between Mednax Services, Inc. and Roger Mack Hinson, M.D. (incorporated by reference to Exhibit 10.24 to Pediatrix's Annual Report on Form 10-K for the year ended December 31, 2020, filed on February 18, 2021).*
- 10.19 Second Amended and Restated Employment Agreement, effective August 1, 2022, by and between PMG Services, Inc. and James D. Swift, M.D. (incorporated by reference to Exhibit 10.1 to Pediatrix's Quarterly Report on Form 10-Q for the quarter ended June 30, 2022, filed on August 4, 2022).*
- 10.20 Form of Exclusive Management and Administrative Services Agreement with affiliated professional contractors (incorporated by reference to Exhibit 10.31 to Pediatrix's Annual Report on Form 10-K for the year ended December 31, 2011).
- 10.21†† Services Agreement, dated May 12, 2021, by and between Mednax Services, Inc. and R1 RCM Inc. (incorporated by Reference to Exhibit 10.3 to Pediatrix's Quarterly Report on Form 10-Q for the quarter ended June 30, 2021, filed on August 6, 2021).
- 21.1+ Subsidiaries of the Registrant.
- 23.1+ Consent of PricewaterhouseCoopers LLP.
- 31.1+ Certification of Chief Executive Officer pursuant to Securities Exchange Act Rule 13a-14(a), as adopted pursuant to Section 302 of the Sarbanes-Oxley Act of 2002.
- 31.2+ Certification of Chief Financial Officer pursuant to Securities Exchange Act Rule 13a-14(a), as adopted pursuant to Section 302 of the Sarbanes-Oxley Act of 2002.
- 32++ Certification pursuant to 18 U.S.C. Section 1350, as adopted pursuant to Section 906 of the Sarbanes-Oxley Act of 2002.
- 101.1+ Interactive Data File
- 101.INS+ XBRL Instance Document -the instance document does not appear in the Interactive Data File because its XBRL tags are embedded within the Inline XBRL document.
- 101.SCH+ XBRL Schema Document.
- 101.CAL+ XBRL Calculation Linkbase Document.

* Management contracts or compensation plans, contracts or arrangements.

** Portions of this exhibit have been omitted pursuant to Item 601(b)(2) of Regulation S-K because they are both (i) not material and (ii) would likely cause competitive harm to the registrant if publicly disclosed. The schedules and similar attachments to this exhibit have been omitted pursuant to Item 601(a)(5) of Regulation S-K.

+ Filed herewith.

++ Furnished herewith.

† Certain of the exhibits and schedules to this exhibit have been omitted in accordance with Regulation S-K Item 601(a)(5).

†† Portions of this exhibit have been redacted in accordance with Regulation S-K Item 601(b)(10). The omitted information is not material and would likely cause competitive harm to the Company if publicly disclosed. Certain of the exhibits and schedules to this exhibit have been omitted in accordance with Regulation S-K Item 601(a)(5).

ITEM 16. FORM 10-K SUMMARY

None.

SIGNATURES

Pursuant to the requirements of Section 13 or 15(d) of the Securities Exchange Act of 1934, the registrant has duly caused this report to be signed on its behalf by the undersigned, thereunto duly authorized.

Pediatrix Medical Group, Inc.

Date: February 17, 2023

By: /s/ James D. Swift, M.D.

James D. Swift, M.D.
Chief Executive Officer

Pursuant to the requirements of the Securities Exchange Act of 1934, this report has been signed below by the following persons on behalf of the registrant in the capacities and on the dates indicated.

<u>Signature</u>	<u>Title</u>	<u>Date</u>
<u>/s/ James D. Swift, M.D.</u> James D. Swift, M.D.	Chief Executive Officer (Principal Executive Officer)	February 17, 2023
<u>/s/ C. Marc Richards</u> C. Marc Richards	Chief Financial Officer (Principal Financial Officer and Principal Accounting Officer)	February 17, 2023
<u>/s/ Mark S. Ordan</u> Mark S. Ordan	Director and Executive Chair of the Board	February 17, 2023
<u>/s/ Guy P. Sansone</u> Guy P. Sansone	Lead Independent Director	February 17, 2023
<u>/s/ Laura A. Linynsky</u> Laura A. Linynsky	Director	February 17, 2023
<u>/s/ Thomas A. McEachin</u> Thomas A. McEachin	Director	February 17, 2023
<u>/s/ Roger J. Medel, M.D.</u> Roger J. Medel, M.D.	Director	February 17, 2023
<u>/s/ Michael A. Rucker</u> Michael A. Rucker	Director	February 17, 2023
<u>/s/ John M. Starcher, Jr.</u> John M. Starcher, Jr.	Director	February 17, 2023
<u>/s/ Shirley A. Weis</u> Shirley A. Weis	Director	February 17, 2023

CERTIFICATIONS

I, James D. Swift, M.D., certify that:

1. I have reviewed this annual report on Form 10-K of Pediatrix Medical Group, Inc.;
2. Based on my knowledge, this report does not contain any untrue statement of a material fact or omit to state a material fact necessary to make the statements made, in light of the circumstances under which such statements were made, not misleading with respect to the period covered by this report;
3. Based on my knowledge, the financial statements, and other financial information included in this report, fairly present in all material respects the financial condition, results of operations and cash flows of the registrant as of, and for, the periods presented in this report;
4. The registrant's other certifying officer and I are responsible for establishing and maintaining disclosure controls and procedures (as defined in Exchange Act Rules 13a-15(e) and 15d-15(e)) and internal control over financial reporting (as defined in Exchange Act Rules 13a-15(f) and 15d-15(f)) for the registrant and have:
 - (a) Designed such disclosure controls and procedures, or caused such disclosure controls and procedures to be designed under our supervision, to ensure that material information relating to the registrant, including its consolidated subsidiaries, is made known to us by others within those entities, particularly during the period in which this report is being prepared;
 - (b) Designed such internal control over financial reporting, or caused such internal control over financial reporting to be designed under our supervision, to provide reasonable assurance regarding the reliability of financial reporting and the preparation of financial statements for external purposes in accordance with generally accepted accounting principles;
 - (c) Evaluated the effectiveness of the registrant's disclosure controls and procedures and presented in this report our conclusions about the effectiveness of the disclosure controls and procedures, as of the end of the period covered by this report based on such evaluation; and
 - (d) Disclosed in this report any change in the registrant's internal control over financial reporting that occurred during the registrant's most recent fiscal quarter (the registrant's fourth fiscal quarter in the case of an annual report) that has materially affected, or is reasonably likely to materially affect, the registrant's internal control over financial reporting; and
5. The registrant's other certifying officer and I have disclosed, based on our most recent evaluation of internal control over financial reporting, to the registrant's auditors and the audit committee of the registrant's board of directors (or persons performing the equivalent functions):
 - (a) All significant deficiencies and material weaknesses in the design or operation of internal control over financial reporting which are reasonably likely to adversely affect the registrant's ability to record, process, summarize and report financial information; and
 - (b) Any fraud, whether or not material, that involves management or other employees who have a significant role in the registrant's internal control over financial reporting.

Date: February 17, 2023

By: /s/ James D. Swift, M.D.

James D. Swift, M.D.
Chief Executive Officer
(Principal Executive Officer)

CERTIFICATIONS

I, C. Marc Richards, certify that:

1. I have reviewed this annual report on Form 10-K of Pediatrix Medical Group, Inc.;
2. Based on my knowledge, this report does not contain any untrue statement of a material fact or omit to state a material fact necessary to make the statements made, in light of the circumstances under which such statements were made, not misleading with respect to the period covered by this report;
3. Based on my knowledge, the financial statements, and other financial information included in this report, fairly present in all material respects the financial condition, results of operations and cash flows of the registrant as of, and for, the periods presented in this report;
4. The registrant's other certifying officer and I are responsible for establishing and maintaining disclosure controls and procedures (as defined in Exchange Act Rules 13a-15(e) and 15d-15(e)) and internal control over financial reporting (as defined in Exchange Act Rules 13a-15(f) and 15d-15(f)) for the registrant and have:
 1. Designed such disclosure controls and procedures, or caused such disclosure controls and procedures to be designed under our supervision, to ensure that material information relating to the registrant, including its consolidated subsidiaries, is made known to us by others within those entities, particularly during the period in which this report is being prepared;
 2. Designed such internal control over financial reporting, or caused such internal control over financial reporting to be designed under our supervision, to provide reasonable assurance regarding the reliability of financial reporting and the preparation of financial statements for external purposes in accordance with generally accepted accounting principles;
 3. Evaluated the effectiveness of the registrant's disclosure controls and procedures and presented in this report our conclusions about the effectiveness of the disclosure controls and procedures, as of the end of the period covered by this report based on such evaluation; and
 4. Disclosed in this report any change in the registrant's internal control over financial reporting that occurred during the registrant's most recent fiscal quarter (the registrant's fourth fiscal quarter in the case of an annual report) that has materially affected, or is reasonably likely to materially affect, the registrant's internal control over financial reporting; and
5. The registrant's other certifying officer and I have disclosed, based on our most recent evaluation of internal control over financial reporting, to the registrant's auditors and the audit committee of the registrant's board of directors (or persons performing the equivalent functions):
 - (a) All significant deficiencies and material weaknesses in the design or operation of internal control over financial reporting which are reasonably likely to adversely affect the registrant's ability to record, process, summarize and report financial information; and
 - (b) Any fraud, whether or not material, that involves management or other employees who have a significant role in the registrant's internal control over financial reporting.

Date: February 17, 2023

By: /s/ C. Marc Richards

C. Marc Richards
Chief Financial Officer
(Principal Financial Officer and Principal
Accounting Officer)

**Certification Pursuant to 18 U.S.C Section 1350
(Adopted by Section 906 of the Sarbanes-Oxley Act of 2002)**

In connection with the Annual Report of Pediatrix Medical Group, Inc. on Form 10-K for the year ended December 31, 2022 (the "Report"), each of the undersigned hereby certifies, pursuant to Section 906 of the Sarbanes-Oxley Act of 2002, that (i) the Report fully complies with the requirements of Section 13(a) or 15(d) of the Securities Exchange Act of 1934 and (ii) the information contained in the Report fairly presents, in all material respects, the financial condition and results of operations of Pediatrix Medical Group, Inc.

A signed original of this written statement required by Section 906 has been provided to Pediatrix Medical Group, Inc. and will be retained by Pediatrix Medical Group, Inc. and furnished to the Securities and Exchange Commission or its staff upon request.

February 17, 2023

By: /s/ James D. Swift, M.D.

James D. Swift, M.D.
Chief Executive Officer
(Principal Executive Officer)

By: /s/ C. Marc Richards

C. Marc Richards
Chief Financial Officer
(Principal Financial Officer and Principal
Accounting Officer)

Board of Directors

Laura A. Linynsky ^{4, 5}
Healthcare Management Consultant

Thomas A. McEachin ^{3, 4, 6}
Director
Surgalign Holdings, Inc. and
Federal Realty Investment Trust

Mark S. Ordan ¹
Executive Chair

Michael A. Rucker ^{4, 6}
Chief Executive Officer
Ivy Rehab Network, Inc.

Guy P. Sansone ^{2, 3}
Co-Founder, Chairman and Chief
Executive Officer
H2 Health

John M. Starcher, Jr. ^{3, 5}
President and Chief Executive Officer
Bon Secours Mercy Health

James D. Swift, M.D.
Chief Executive Officer

Shirley A. Weis ^{3, 5, 6}
President
Weis Associates, LLC

¹Executive Chair of the Board

²Lead Independent Director

³Strategy Committee

⁴Audit Committee

⁵Compensation and Talent Committee

⁶Nominating and Corporate
Governance Committee

Executive Team

James D. Swift, M.D.
Chief Executive Officer

Curtis B. Pickert, M.D.
Executive Vice President
Chief Operating Officer

C. Marc Richards
Executive Vice President
Chief Financial Officer

Mary Ann E. Moore
Executive Vice President
General Counsel and Secretary

Lee Wood
Executive Vice President
National & Market Operations

Senior Leadership

Reese H. Clark, M.D.
Senior Vice President, Clinical
Research, Education, Quality and
Safety

Daniel Corcoran
Senior Vice President
Administration & Managed Care

Jonathan Griffin
Senior Vice President
Growth & Business Development

Clark Jones
Senior Vice President
Chief Asset Development &
Management Officer

David M. Kanter, M.D.
Senior Vice President
Medical Administrative Services

Meghan K. Lublin
Senior Vice President
Chief Brand and Communications
Officer

Charles W. Lynch
Senior Vice President
Finance and Strategy

John C. Pepia
Senior Vice President
Chief Accounting Officer

Kassandra H. Rossi
Senior Vice President
Financial Reporting and Assistant
Treasurer

Cheryl VanPatten
Senior Vice President
Chief Information Officer

Corporate and Shareholder Information

Independent Registered Public Accounting Firm

PricewaterhouseCoopers LLP
Hallandale Beach, Florida

Corporate Counsel

DLA Piper LLP (US)
Miami, Florida

Transfer Agent

Computershare Investor Services
P.O. Box 43078
Providence, RI 02940-3078
www.computershare.com/investor

Corporate Headquarters

Pediatrix Medical Group, Inc.
1301 Concord Terrace
Sunrise, Florida 33323
Telephone: 954-384-0175
www.pediatrix.com

Form 10-K and Other Documents

The Company's Annual Report on Form 10-K, Quarterly Reports on Form 10-Q, Proxy Statement and other financial documents may be obtained without charge at www.pediatrix.com, or by writing Pediatrix's Investor Relations group at:
Investor Relations
Pediatrix Medical Group, Inc.
1301 Concord Terrace
Sunrise, Florida 33323

Notice of Annual Meeting

The Annual Meeting of Shareholders will be held virtually at 10:30am ET on Thursday, May 11, 2023.



1301 Concord Terrace
Sunrise, Florida 33323
954.384.0715

www.pediatrix.com