

SJW Group

ANNUAL REPORT

2022

Serving, Protecting, and Delivering
Quality Water and Reliable Service



Dear Stockholder,

As SJW Group navigated the global pandemic and its ripple effects, two things became very clear: the resolve of our 750-plus dedicated water professionals, and the resilience of our water and wastewater systems. After successfully navigating the myriad of unprecedented health, economic, and social challenges the world has faced since the start of the pandemic, I am proud to report that 2022 has emerged as a year of renewal and strength. Our talented team entered 2022 with a refreshed energy and passion for our life-sustaining mission to reliably deliver essential, high-quality water to customers across the communities we serve. This renewed commitment underlies the milestones we achieved across our state operations.

- We built an award-winning resource center for sustainable infrastructure — the Saco River Drinking Water Resource Center in Biddeford, Maine. This \$60 million resource center filters and treats drinking water for more than 32,000 people in southern Maine, replacing a water treatment plant that went online in 1884. This was the first project of its kind in New England to be recognized with a prestigious Silver Envision Award from the Institute for Sustainable Infrastructure. More than 250 acres around the facility are being protected as open space.
- We achieved a constructive General Rate Case settlement agreement in California — with positive results for both San Jose Water and our customers. This agreement allows us to continue to invest in our water system, aggressively promote water conservation, and address weather-related water supply mix issues that adversely impacted our financial results in 2020 and 2021.
- We continued to experience accelerated growth in Texas, where our operations serve three out of five of the fastest-growing counties in the nation. In January 2023, our Texas operation, which has quadrupled in size over the past 15 years, announced that it had

entered into an agreement to acquire a local operator that would add more than 550 customers and a 50% increase in the total available system-wide water supply for current customer needs and future growth.

- In Connecticut, we were awarded a prestigious construction safety award from the Connecticut Construction Industries Association — for the 19th consecutive year. An achievement that reflects the deep commitment of our leaders and employees to make sure that at the end of the day our people safely return to their family and friends.

In 2022, we also invested \$219 million in drinking water and wastewater infrastructure, knowing that thoughtful and consistent capital expenditures are necessary to ensure clean drinking water, reliable service, and a healthy, natural environment. About two-thirds of that investment has been or will be recovered through forward-looking rate-making or distribution surcharge mechanisms. Over the next five years, SJW Group is planning to invest about \$1.4 billion in drinking water and wastewater infrastructure, pending regulatory approval.

We value the trust placed in us by our shareholders and will continue to execute against our proven long-term growth strategy of investing in drinking water and wastewater infrastructure, pursuing opportunistic and accretive acquisitions, and fostering constructive regulatory environments while seeking timely rate recovery. Despite continuing headwinds in 2022, we delivered a total of 13.4% return to shareholders, based on the strength of a 10.9% year-over-year appreciation in our stock price coupled with a 5.9% increase in our annual cash dividend. In January 2023, our board raised the annual dividend by an additional 5.6%. We have now raised our annual dividend for 55 consecutive years.

Continuing in the spirit of renewal, 2022 also marked our reinforced commitment to serving as a leader across environmental, social, and governance issues, as well as an advocate for our employees, customers, and communities. Some highlights from 2022 include:

- Our local utility operations received awards for excellence in supplier diversity, being a top workplace, and customer communications.
- We received nearly \$10 million in state and federal assistance to help customers in need, in addition to the existing programs we provide to ensure access and affordability for all in our service areas.
- We continue to make steady progress toward developing a meaningful measurement system based on our goal of reducing greenhouse gas (GHG) emissions by 50% by 2030 (compared to 2019).

Our company's roots in water service go back more than 160 years. While the times and technology have evolved, we are more than ever an organization of dedicated people, passionate about delivering life-sustaining, high-quality water and exceptional service, while protecting the environment, enhancing our communities, and providing value and a fair return to shareholders.

I'd like to thank our recently retired leaders.

Maureen Westbrook, one of our culture carriers, retired at the end of December 2022 after a distinguished 34-year career at the company. Maureen's contributions are many and her groundbreaking career in the industry as president of Connecticut Water Service since 2019 — the first woman to hold this role at Connecticut Water — has paved the way for a more diverse and inclusive workforce.

Rick Knowlton retired as president of Maine Water in June 2022 after a 29-year career. Wendy Avila Walker retired as vice president of finance, assistant treasurer, and controller in March 2023 after a 17-year career at SJW Group. We thank both Rick and Wendy for their leadership and considerable contributions to our success.

It is with deep appreciation and respect that SJW Group bids farewell to board member Walter J. Bishop in April. He is retiring following a decade of dedicated service to the company. Walter has elevated the company's commitment to sustainable water supplies, environmental stewardship, our growth in Texas, and served as the first Chair of our Sustainability Committee. We thank him for his service and leadership.

On behalf of the board and our leadership team, we thank our employees, who are the reason for the company's achievements.

We look forward to another successful year in 2023.

Sincerely,



Eric W. Thornburg
Chair, President, and CEO, SJW Group

SJW GROUP

Large National Pure-Play Water/Wastewater Provider With Deep Local Expertise,
Committed to Sustainably Serving Our Communities

2022 at a Glance

OUR COMPANY



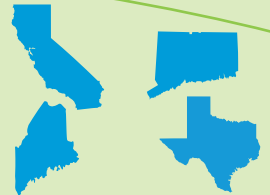
160
years of history



~1.5M
people served



757
talented employees
across 4 states



Operations in
California, Connecticut,
Maine, and Texas

OUR CAPITAL AND CUSTOMERS



\$219M
infrastructure
investment



63
miles of pipeline
replaced/installed



\$60M
invested in MWC
resource center



SJWTX customer
growth
4x over **16** years

OUR COMMITMENT TO ESG



50%
GHG reduction
by 2030



\$62M
spent with
diverse suppliers



44%
of board are
women



\$400,000
charitable
donations

OUR FINANCIAL HIGHLIGHTS



13.4%
total shareholder
return



10.9%
YOY stock price
appreciation



\$2.43
diluted earnings
per share



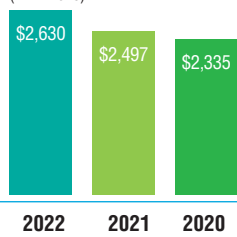
5.9%
increase in
annual dividend

FINANCIAL HIGHLIGHTS

(in thousands, except share, per share, and Balance Sheet data)	2022	2021	2020
Operating Results			
Total operating revenues	\$620,698	\$573,686	\$564,526
Income from continuing operations	\$68,271	\$52,388	\$60,680
Net income	\$73,828	\$60,478	\$61,515
Cash Flow Data			
Net cash provided by operating activities	\$166,199	\$130,040	\$104,051
Common Stock Data			
Shares of common stock outstanding			
Year-end	30,802	30,181	28,557
Weighted average — basic	30,305	29,601	28,522
Weighted average — diluted	30,424	29,736	28,695
Reported basic earnings per share	\$2.44	\$2.04	\$2.16
Reported diluted earnings per share	\$2.43	\$2.03	\$2.14
Dividends paid per share	\$1.44	\$1.36	\$1.28
Balance Sheet Data (in millions)			
Total assets	\$3,633	\$3,492	\$3,311
Long-term debt, less current maturities	\$1,492	\$1,493	\$1,288
Total SJW Group stockholders' equity	\$1,111	\$1,035	\$917
Capital expenditures	\$218,784	\$233,933	\$195,323

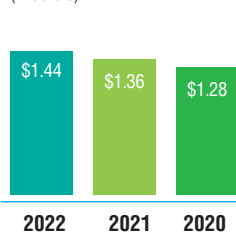
Net Utility Plant

(in millions)



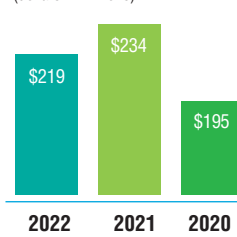
Dividends Declared

(in dollars)



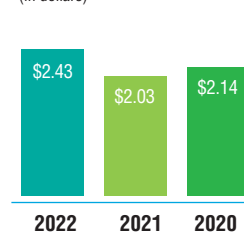
Capital Expenditures

(dollars in millions)



Diluted Earnings Per Share

(in dollars)



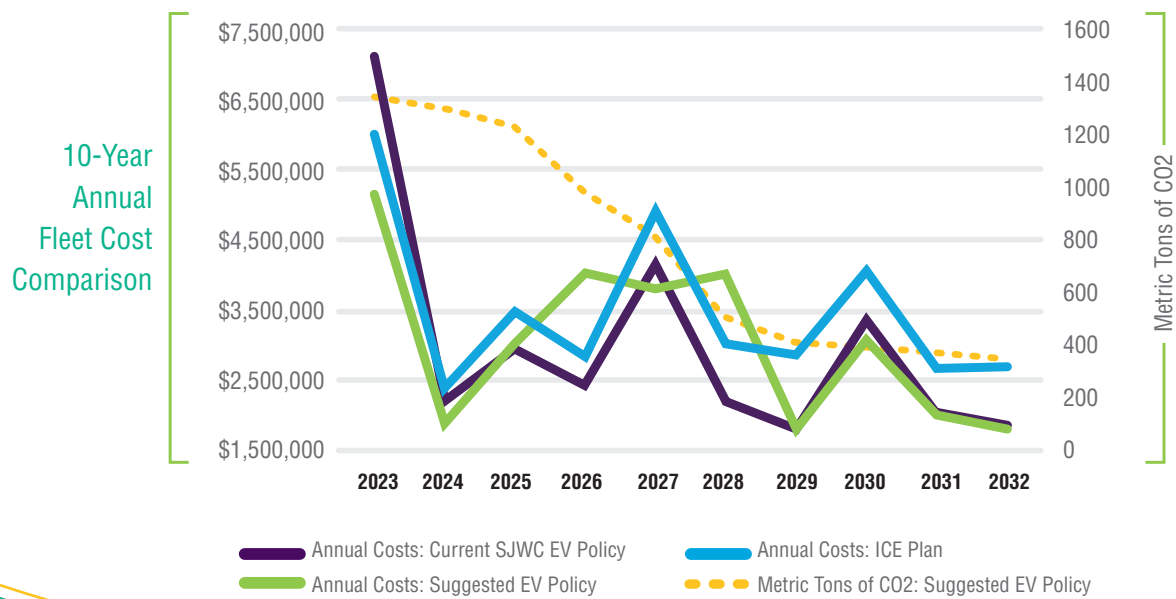
COMMITMENT TO ESG

In 2021, SJW Group committed to reducing our Scope 1 and Scope 2 greenhouse gas (GHG) emissions by 50% of 2019 levels by 2030. In 2022, we focused on validating our GHG data and developing meaningful metrics to measure our progress. This included an audit of our 2021 emissions inventory by a company accredited by the ANSI National Accreditation Board, which verified our metrics on Scope 1 and Scope 2 emissions. Scope 1 emissions come from the fuel consumption by our vehicle fleet and standby power generators. Our Scope 2 emissions come from purchased electricity.

We plan to make significant strides toward reducing our Scope 1 and Scope 2 emissions in 2023 through the following actions:

- Install eight solar energy projects that will have the capacity to produce more than 3,000 megawatt hours of electricity each year.
- Connecticut Water Company and SJW TX, which does business as The Texas Water Company (TWC), will purchase renewable energy credits for 70% and 85% of their electricity purchases, respectively.
- Switch stationary generator fuel from diesel to biodiesel (about 23,000 gallons).
- Replace more than 25 internal combustion engine (ICE) vehicles with electric vehicles.

San Jose Water commissioned a fleet electrification plan in 2022. The plan projects that San Jose Water will save over \$2,000 per vehicle in operating costs every year for each converted ICE vehicle. Once the San Jose Water fleet is fully electrified, it will emit less than 30% of the GHG produced by its current ICE fleet. A summary of the total costs of ownership and the emissions impact of electrifying San Jose Water's fleet is provided below:



Employee Health and Safety

Protecting the health and well-being of our employees is the focus of local teams across all four states. We work to ensure our people return safely to their family and friends at the end of every workday.

In 2022, the Total Recordable Incident Rate for SJW Group was 3.3, which compares favorably to the national average for water utilities of 4.9 in 2021 (the most recent data available). Our work to protect employee health and safety will continue in 2023.



Supply Chain and Supplier Diversity

SJW Group adopted procedures to ensure that our vendors are familiar with and adhere to our Vendor Code of Conduct (VCC) policy. These procedures include incorporating VCC compliance language into our contracts and purchase order terms and conditions, annual compliance surveys, and compliance analysis and internal reporting.

We also built on our 2021 achievements, further increasing the percentage of addressable spend with diverse suppliers in 2022. Across SJW Group, more than \$62 million, or 23%, of our total addressable spend was with diverse suppliers. In California, where San Jose Water's supplier diversity program is more mature, we received a Trailblazer Award from the Institute for Supply Management (ISM). The ISM Supply Chain Trailblazer Awards celebrate organizational programs that set new standards, drive new possibilities, and exceed expectations. According to ISM, those honored set the bar and help advance the supply management profession.

Preservation of Water Supplies

SJW Group companies have a strong commitment to reducing water that is lost through leaking mains and fittings. We calculate the amount of water that does not pass through or is not recorded by customer meters or cannot otherwise be accounted for as "Unaccounted for Water." Our water main replacement programs and advanced leak detection program help us to reduce the amount of Unaccounted for Water, which conserves a precious resource (water) and reduces the environmental impact of the electricity used to pump lost water.

The industry average for Unaccounted for Water, as a percentage of production, is 16. The group's Unaccounted for Water percentage for 2022 is not yet available. In 2021, it was 9.8%.

COMMITMENT TO INFRASTRUCTURE INVESTMENT

In 2022, SJW Group invested \$219 million in drinking water and wastewater infrastructure to reliably serve customers. Upgrading and maintaining our systems is essential to public health, local communities, economic growth, public fire protection, and good environmental stewardship. Our investments include water mains, water storage, treatment facilities, water quality testing, and cybersecurity.



More than 32,000 people in southern Maine are now receiving tap water from modern, sustainable treatment infrastructure that provides clean drinking water from the Saco River. The Saco River Drinking Water Resource Center replaced a treatment plant that first went online in 1884 and was thought to be the oldest in the nation. The new resource center went online in June 2022 and will serve people for generations to come.

Much of the infrastructure serving customers today is decades old. The investments we make now will help us to ensure that our water systems are robust and able to meet both current needs and those of future generations.

In California, San Jose Water's Columbine Station Improvement Project is replacing the original 20-million-gallon steel water storage tank with two 5-million-gallon, prestressed concrete water storage tanks. Unlike typical walls of concrete tanks containing static steel rebar for strength, the prestressed tanks are constructed to place the steel components in tension and the concrete in compression. This method provides better seismic resistance and tends to extend the life and reliability of the tanks.

In 2023, \$255 million in infrastructure investment is planned across SJW Group, in support of water quality, reliability, resilience, and environmental goals. Over the next five years, SJW Group is planning to invest about \$1.4 billion in drinking water and wastewater infrastructure, pending regulatory approval.



Colchester, CT — Connecticut Water completed the installation of solar panels at one of its smaller water systems that were sufficiently sized to fully meet energy requirements to pump, treat, and move water through the water system, effectively removing it from the power grid.



Comal County, TX — 750,000-gallon water storage tank completed at a cost of \$2.2 million. One of 13 water storage projects completed, under construction, or in design.

The California Public Utilities Commission (CPUC) has approved SJW's request to deploy Advanced Metering Infrastructure, more commonly known as AMI or smart meters. We will be investing approximately \$100 million over the next four years in this technology, which supports customer service and environmental goals. Smart meters support our commitment to preserving and protecting the environment by helping detect and stop leaks quickly, respond to climate change impacts, and reduce carbon emissions. This technology will help us effectively plan for future water supply needs.

COMMITMENT TO CUSTOMERS

All water is local. The leadership teams located at each of our state utility operations are closest to the people and communities they serve. Overall, SJW Group again achieved a world-class customer satisfaction level of 85%.

Our local focus is backed by the technical and financial resources of SJW Group. We have teams of employees working collaboratively across each state and in areas such as customer service and communications. We are continually identifying and evaluating opportunities to further increase customer satisfaction by leveraging best practices from each state.

One example is our partnership with a new vendor for online billing. The roll out began in Connecticut and Maine in 2021. It was well received and then extended to Texas in 2022. We can now accept a variety of new payment options, allowing customers the flexibility to choose what's most convenient for them.

We are also responsive to our customers who may be experiencing financial hardships. In 2022, SJW Group helped secure nearly \$10 million in state and federal funding for its customers in need of financial assistance. This was in addition to our own financial assistance programs, which included reduced water rates for income-eligible customers, flexible payment plans, and partial bill forgiveness. Nearly 30,000 customers participated in these programs in 2022.



85%
WORLD-CLASS
CUSTOMER SATISFACTION

COMMITMENT TO COMMUNITY

SJW Group continued our commitment to investing in our communities in 2022. More than \$400,000 was donated to local charitable and nonprofit organizations to support the good work they do, including:

- Food banks and community gardens.
- Shelters for the homeless.
- Touchless fill stations for reusable water bottles in local schools.
- Equipment and training for local fire departments.
- Scholarships for graduating high school seniors.
- Holiday employee toy, food, and coat drives.
- Support for our veterans.

Many of our employees are also active in their communities, and we encourage and support their engagement. In 2023, at the suggestion of our Diversity, Equity, and Inclusion Council, we initiated a paid day of service for our employees that can be used for volunteer work or celebration of a day special to them. Employee charitable donations are also eligible for a matching donation.

Educating the leaders and water consumers of tomorrow is also a passion of the company and its employees. In Connecticut and Maine, we offer our Water Drop Watchers program in third-grade classrooms. Our employee volunteers lead children through a variety of hands-on exercises that teach them about the water cycle, the scarcity of fresh drinking water, and the need to protect water resources.

San Jose Water donated \$15,000 to ensure 75 fifth graders at a local elementary school could attend science camp. This was done in conjunction with the Rotary Club of San Jose, providing children from vulnerable households a week to discover the wonder of science in the great outdoors.



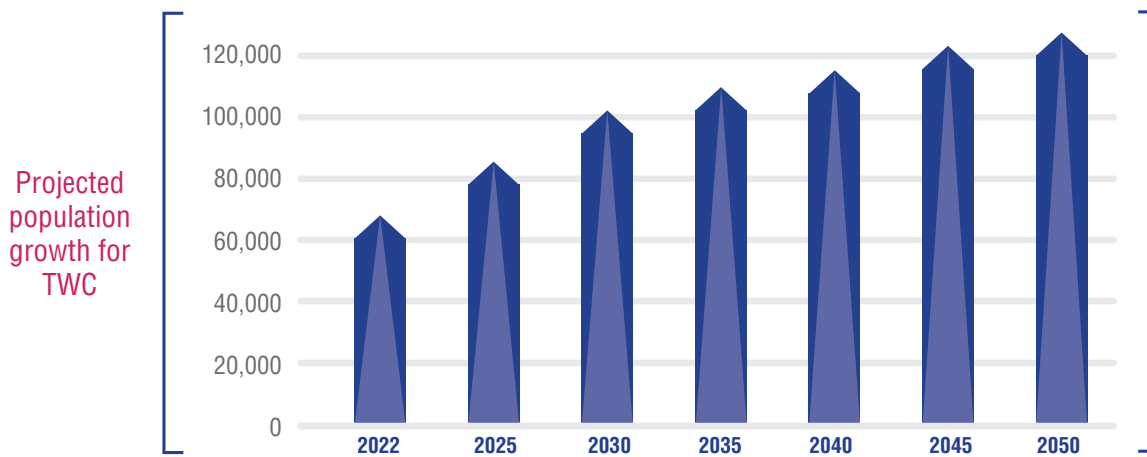
Left to right: Christmas in the Park in San Jose, CA; Story Time in Comal County, TX; and Water Drop Watchers outreach at the Northern Maine Children's Water Festival.

TEXAS WATER GROWTH

On Dec. 30, 2022, TWC filed an application with the Public Utilities Commission of Texas (PUCT) to acquire KT Water Development, L.P. In addition, TWC intends to acquire a well field owned by KT Water Resources, Ltd. These acquisitions, if completed as anticipated, will add more than 550 customers to our customer base and increase our available water supply by 50% to support continued growth. The additional supply will help meet projected water needs in the area up to 2070.

TWC is located in a path of significant growth along the I-35 corridor between Austin and San Antonio, which includes three of the five fastest-growing counties in the United States. Since 2006, the customer base of TWC has quadrupled — to over 26,000 water customers and nearly 900 wastewater customers.

Texas has a constructive regulatory environment that provides for fair market value and a filed rate doctrine. The filed rate doctrine is new — providing for existing rates of the acquiring company to be applied to customers of the acquired company at the time of acquisition — minimizing regulatory lag.



TWC's Alnwick water storage tank under construction.

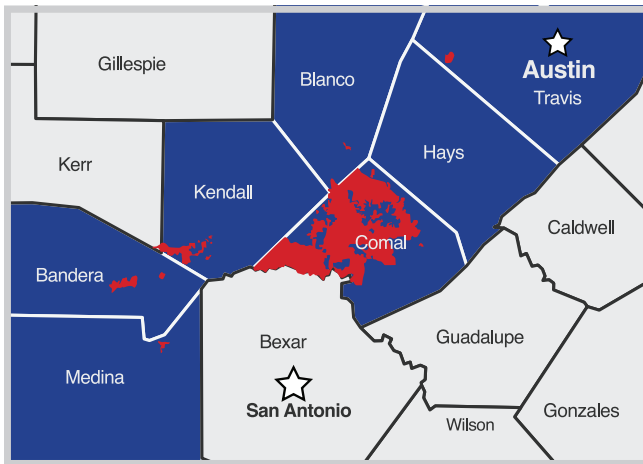
TWC also filed an application with the PUCT for approval of its first system improvement charge (SIC). The SIC allows for a surcharge on customer water bills to recover improvements that have increased capacity, reliability, and quality in the water system and are in service and providing a benefit to customers. TWC has invested \$43.3

million in infrastructure since the company's last general rate case in 2014. TWC is requesting that \$14.3 million in capital investments be recovered through its January 2023 SIC filing. This would result in an annual revenue increase of \$1.6 million, if approved as filed. The remaining capital investments would be recovered in future filings.



TEXAS WATER
COMPANY

Texas Water Growth Map



- ☆ Major Cities
- Counties Served by TWC
- County Boundary
- TWC CCA



Texas Water Company serves three of the five fastest-growing counties in the U.S., according to the U.S. Census Bureau.

**UNITED STATES
SECURITIES AND EXCHANGE COMMISSION
WASHINGTON, D.C. 20549
FORM 10-K**

ANNUAL REPORT PURSUANT TO SECTION 13 OR 15(d) OF THE SECURITIES EXCHANGE ACT OF 1934

For the fiscal year ended December 31, 2022
OR

TRANSITION REPORT PURSUANT TO SECTION 13 OR 15(d) OF THE SECURITIES EXCHANGE ACT OF 1934

For the transition period from to
Commission file number: 001-8966

SJW GROUP

(Exact name of registrant as specified in its charter)

Delaware

77-0066628

(State or other jurisdiction of incorporation or organization)

(I.R.S. Employer Identification No.)

110 West Taylor Street, San Jose, CA

95110

(Address of principal executive offices)

(Zip Code)

(408) 279-7800

(Registrant's telephone number, including area code)

Not Applicable

(Former name, former address and former fiscal year, if changed since last report)

Securities registered pursuant to Section 12(b) of the Act:

<u>Title of each class</u>	<u>Trading Symbol(s)</u>	<u>Name of each exchange on which registered</u>
Common Stock, par value \$0.001 per share	SJW	New York Stock Exchange LLC

Securities registered pursuant to Section 12(g) of the Act:

None

Indicate by check mark if the registrant is a well-known seasoned issuer, as defined in Rule 405 of the Securities Act. Yes No

Indicate by check mark if the registrant is not required to file reports pursuant to Section 13 or Section 15(d) of the Act. Yes No

Indicate by check mark whether the registrant (1) has filed all reports required to be filed by Section 13 or 15(d) of the Securities Exchange Act of 1934 during the preceding 12 months (or for such shorter period that the registrant was required to file such reports), and (2) has been subject to such filing requirements for the past 90 days. Yes No

Indicate by check mark whether the registrant has submitted electronically every Interactive Data File required to be submitted pursuant to Rule 405 of Regulation S-T (§232.405 of this chapter) during the preceding 12 months (or for such shorter period that the registrant was required to submit such files). Yes No

Indicate by check mark whether the registrant is a large accelerated filer, an accelerated filer, a non-accelerated filer, a smaller reporting company, or emerging growth company. See definition of "large accelerated filer," "accelerated filer," "smaller reporting company," and "emerging growth company," in Rule 12b-2 of the Exchange Act.

Large accelerated filer Accelerated filer Non-accelerated filer Smaller reporting company Emerging growth company

If an emerging growth company, indicate by check mark if the registrant has elected not to use the extended transition period for complying with any new or revised financial accounting standards provided pursuant to Section 13(a) of the Exchange Act.

Indicate by check mark whether the Registrant has filed a report on and attestation to its management's assessment of the effectiveness of its internal control over financial reporting under Section 404(b) of the Sarbanes-Oxley Act (15 U.S.C. 7262(b)) by the registered public accounting firm that prepared or issued its audit report.

If securities are registered pursuant to Section 12(b) of the Act, indicate by check mark whether the financial statements of the registrant included in the filing reflect the correction of an error to previously issued financial statements.

Indicate by check mark whether any of those error corrections are restatements that required a recovery analysis of incentive-based compensation received by any of the registrant's executive officers during the relevant recovery period pursuant to §240.10D-1(b)

Indicate by check mark whether the registrant is a shell company (as defined in Rule 12b-2 of the Exchange Act). Yes No

As of June 30, 2022, the aggregate market value of the registrant's common stock held by non-affiliates of the registrant was approximately \$1,879 million based on the closing sale price as reported on the New York Stock Exchange.

As of February 16, 2023, 30,846,574 shares of the registrant's common stock, par value, \$0.001 per share, were outstanding.

DOCUMENTS INCORPORATED BY REFERENCE

Portions of the registrant's Proxy Statement relating to the registrant's Annual Meeting of Stockholders are incorporated by reference into Part III of this Form 10-K where indicated.

TABLE OF CONTENTS

	<u>Page</u>
PART I	
Forward-Looking Statements	3
Item 1. Business	4
Item 1A. Risk Factors	15
Item 1B. Unresolved Staff Comments	25
Item 2. Properties	26
Item 3. Legal Proceedings	27
Item 4. Mine Safety Disclosures	27
PART II	
Item 5. Market for Registrant’s Common Equity, Related Stockholder Matters and Issuer Purchases of Equity Securities	28
Item 6. [Reserved]	28
Item 7. Management’s Discussion and Analysis of Financial Condition and Results of Operations	29
Item 7A. Quantitative and Qualitative Disclosures About Market Risk	45
Item 8. Financial Statements and Supplementary Data	46
Item 9. Changes in and Disagreements with Accountants on Accounting and Financial Disclosure	83
Item 9A. Controls and Procedures	83
Item 9B. Other Information	84
Item 9C. Disclosure Regarding Foreign Jurisdictions that Prevent Inspection	84
PART III	
Item 10. Directors, Executive Officers and Corporate Governance	84
Item 11. Executive Compensation	84
Item 12. Security Ownership of Certain Beneficial Owners and Management and Related Stockholder Matters	84
Item 13. Certain Relationships and Related Transactions, and Director Independence	84
Item 14. Principal Accountant Fees and Services	84
PART IV	
Item 15. Exhibits and Financial Statement Schedules	85
Exhibit Index	86
Signatures	93

PART I

Forward-Looking Statements

This report contains forward-looking statements within the meaning of the federal securities laws relating to future events and future results of SJW Group and its subsidiaries that are based on current expectations, estimates, forecasts, and projections about SJW Group and its subsidiaries and the industries in which SJW Group and its subsidiaries operate and the beliefs and assumptions of the management of SJW Group. Some of these forward-looking statements can be identified by the use of forward-looking words including “believes”, “expects”, “estimates”, “anticipates”, “intends”, “seeks”, “approximately”, “plans”, “projects”, “may”, “should”, “will”, or the negative of those words or other comparable terminology. These forward-looking statements are only predictions and are subject to risks, uncertainties, and assumptions that are difficult to predict. Therefore, actual results may differ materially and adversely from those expressed in any forward-looking statements. Important factors that could cause or contribute to such differences include, but are not limited to, those discussed in this report under Item 1A, “Risk Factors,” and Item 7, “Management’s Discussion and Analysis of Financial Condition and Results of Operations,” and elsewhere, and in other reports and documents SJW Group files with the Securities and Exchange Commission (the “SEC”), specifically the most recent Form 10-Q and reports on Form 8-K filed with the SEC, each as it may be amended from time to time.

The accuracy of such statements is subject to a number of risks, uncertainties and assumptions including, but not limited to, the following factors:

- the effect of water, utility, environmental and other governmental policies and regulations, including actions concerning rates, authorized return on equity, authorized capital structures, capital expenditures and other decisions;
- changes in demand for water and other services;
- unanticipated weather conditions and changes in seasonality including those affecting water supply and customer usage;
- the effect of the impacts of climate change;
- unexpected costs, charges or expenses;
- our ability to successfully evaluate investments in new business and growth initiatives;
- contamination of our water supplies and damage or failure of our water equipment and infrastructure;
- the risk of work stoppages, strikes and other labor-related actions;
- catastrophic events such as fires, earthquakes, explosions, floods, ice storms, tornadoes, hurricanes, terrorist acts, physical attacks, cyber-attacks, epidemic or similar occurrences;
- changes in general economic, political, business and financial market conditions;
- the ability to obtain financing on favorable terms, which can be affected by various factors, including credit ratings, changes in interest rates, compliance with regulatory requirements, compliance with the terms and conditions of our outstanding indebtedness, and general market and economic conditions; and
- legislative and general market and economic developments.

Actual results are subject to other risks and uncertainties that relate more broadly to our overall business, including those more fully described in our filings with the SEC, including our most recent reports on Form 10-K, Form 10-Q and Form 8-K. Forward-looking statements are not guarantees of performance, and speak only as of the date made, and SJW Group undertakes no obligation to update or revise any forward-looking statements except as required by law.

Item 1. Business

General Development of Business

SJW Group was initially incorporated as SJW Corp. in the state of California on February 8, 1985. SJW Group is a holding company with four wholly-owned subsidiaries:

- San Jose Water Company (“SJWC”) with its headquarters located at 110 West Taylor Street in San Jose, California 95110, was originally incorporated under the laws of the State of California in 1866. As part of a reorganization on February 8, 1985, SJWC became a wholly owned subsidiary of SJW Group. SJWC is a public utility in the business of providing water service in the metropolitan San Jose, California area.
- SJWNE LLC, a Delaware limited liability company, was formed in 2019, and is a wholly-owned subsidiary of SJW Group. SJWNE LLC is a special purpose entity established to hold SJW Group’s investment in Connecticut Water Service, Inc. Connecticut Water Service, Inc. with its headquarters located in Clinton, Connecticut was incorporated in 1974 in the State of Connecticut. As part of the merger transaction between SJW Group and Connecticut Water Service, Inc. on October 9, 2019, Connecticut Water Service, Inc. and its subsidiaries (“CTWS”) became a wholly-owned subsidiary of SJWNE LLC. Connecticut Water Service, Inc. is a holding company with four wholly-owned subsidiaries. The Connecticut Water Company (“Connecticut Water”) and The Maine Water Company (“Maine Water”) are public utilities in the business of providing water service throughout Connecticut and Maine. The remaining two subsidiaries are Chester Realty, Inc., a real estate company in Connecticut, and New England Water Utility Services, Inc. (“NEWUS”), which provides contract water and sewer operations and other water related services.
- SJWTX, Inc. (“SJWTX”) was incorporated in the State of Texas in 2005. SJWTX is doing business as Canyon Lake Water Service Company. In 2022, SJWTX filed and was approved with the State of Texas an assumed named certificate to operate under the name The Texas Water Company. SJWTX is a public utility in the business of providing water service in the southern region of the Texas Hill Country in Bandera, Blanco, Comal, Hays, Kendall, Medina and Travis counties, the growing region between San Antonio and Austin, Texas. SJWTX has a 25% interest in Acequia Water Supply Corporation (“Acequia”). Acequia has been determined to be a variable interest entity within the scope of Financial Accounting Standards Board (“FASB”) Accounting Standards Codification (“ASC”) Topic 810, “Consolidation” with SJWTX. as the primary beneficiary. As a result, Acequia has been consolidated with SJWTX. SJWTX is undergoing a corporate reorganization to separate regulated operations from non-tariffed activities. In 2021, SJWTX Holdings, Inc. (“SJWTX Holdings”) and Texas Water Operation Services LLC (“TWOS”) were formed for the purpose of effecting a corporate reorganization of our water services organization in Texas. TWOS was created for non-tariffed operations and is wholly-owned by SJWTX Holdings. SJWTX Holdings is a wholly-owned subsidiary of SJW Group, incorporated to hold the investments in SJWTX and TWOS. SJWTX Holdings intends to create a new subsidiary to hold future wholesale water supply assets in 2023.
- SJW Land Company was incorporated in 1985. SJW Land Company owns undeveloped land in California and Tennessee and operates commercial buildings in Tennessee.

Together, SJWC, Connecticut Water, SJWTX, Maine Water and NEWUS, are referred to as “Water Utility Services.”

SJW Land Company and Chester Realty, Inc. are collectively referred to as “Real Estate Services.”

Regulation and Rates

Water Utility Services, excluding non-tariffed activities, are subject to rate regulation based on cost recovery and meets the criteria of accounting guidance for rate-regulated operations, which considers the timing of the recognition of certain revenues and expenses. SJW Group’s consolidated financial statements reflect the effects of the rate-making process. The rate-making process is intended to provide revenues sufficient to recover normal operating expenses, provide funds for replacement of water infrastructure and produce a fair and reasonable return on stockholder common equity. SJW Group’s regulated operations

financing activity is designed to achieve capital structures consistent with regulatory guidelines in the locations where the companies operate. The following summarizes each state’s authorized rates and capital structure as of December 31, 2022:

	<u>California</u>	<u>Connecticut</u>	<u>Texas</u>	<u>Maine (a)</u>
Authorized capital structure (debt/equity)	47% / 53%	47% / 53%	42% / 58%	50% / 50%
Authorized return on equity	8.90%	9.00%	10.88%	9.70%
Authorized rate base (in millions)	\$1,028.7	\$580.9	\$43.3	\$129.6
Estimated rate base at year-end (in millions) (b)	\$1,074.9	\$656.3	\$92.0	\$157.9

(a) Represents averages over water systems operating in the state.

(b) An approximation of rate base which includes net utility plant not yet included in rate base pending rate case filings and outcomes.

California Regulatory Affairs

SJWC’s rates, service and other matters affecting its business are subject to regulation by the California Public Utilities Commission (“CPUC”).

Generally, there are three types of rate adjustments that affect SJWC’s revenue collection: general rate adjustments, cost of capital adjustments, and offset rate adjustments. General rate adjustments are authorized in general rate case decisions, which usually authorize an initial rate adjustment followed by two annual escalation adjustments. General rate applications are normally filed and processed during the last year covered by the most recent general rate case as required by the CPUC in order to avoid any gaps in regulatory decisions on general rate adjustments. Actual revenue received may be higher or lower than the revenue requirement due to a number of factors including actual customer counts, usage or other regulatory factors in force at the time.

Cost of capital adjustments are rate adjustments resulting from the CPUC’s usual tri-annual establishment of a reasonable rate of return for SJWC’s capital investments.

The purpose of an offset rate adjustment is to compensate utilities for changes in specific pre-authorized offsettable capital investments or expenses, primarily for purchased water, groundwater extraction, purchased power and pensions. Pursuant to Section 792.5 of the California Public Utilities Code, a balancing account must be maintained for each expense item for which such revenue offsets have been authorized. Memorandum accounts track revenue impacts due to catastrophic events, certain unforeseen water quality expenses related to new federal and state water quality standards, energy efficiency, water conservation during periods of mandated water restrictions, water tariffs and other approved activities or as directed by the CPUC. The purpose of balancing and memorandum accounts is to track the under-collection or over-collection associated with such expense changes and activities for future recovery or refund considerations. Carrying balances of the balancing and memo accounts earn a rate of return based on treasury rates.

On May 3, 2021, SJWC filed Application No. 21-05-004 requesting authority to adjust its cost of capital for the period from January 1, 2022 through December 31, 2024. The request seeks a revenue increase of \$6.4 million or 1.61% in 2022. The application also proposes a rate of return of 8.11%, an increase from the current rate of 7.64%, a decrease in the average cost of debt rate from 6.20% to 5.48%, and a return of equity of 10.30%, an increase from the current rate of 8.90%. In addition, the request seeks to adjust SJWC’s currently authorized capital structure of approximately 47% debt and 53% equity to approximately 45% debt and 55% equity. If approved, new rates are expected to be effective in the second quarter of 2023.

On December 6, 2019, SJWC filed Application No. 19-12-002 to deploy Advanced Metering Infrastructure (“AMI”) throughout its service area. On August 5, 2021, an all-party settlement agreement was submitted to the CPUC for adoption that would authorize the deployment of AMI outside of the capital budget requested in the SJWC’s General Rate Case Application No. 21-01-003 (“2022 GRC”). A final decision approving the settlement agreement was issued on June 10, 2022.

SJWC filed Advice Letter No. 577 on May 24, 2022 to increase revenue requirement by \$24.3 million or 5.9% to offset the increases to purchased potable water charges, the groundwater extraction fee, and purchased recycled water charges from its water wholesalers effective July 1, 2022. Advice Letter No. 577 was approved with an effective date of July 1, 2022.

The CPUC approved the settlement of 2022 GRC on October 6, 2022 and issued Decision No. 22-10-005 (“2022 GRC Decision”) on October 11, 2022. SJWC received authority for an increase of revenue requirement by \$25.1 million or 6.03% in 2022, \$13.0 million or 2.94% in 2023, and \$16.1 million or 3.56% in 2024. The application included requests to recover \$18.2 million from balancing and memorandum accounts and authorization for a \$350 million capital budget. Additionally, it further aligns authorized and actual consumption, particularly for business customers, addresses the water supply mix variability, and provides greater revenue recovery in the fixed charge. The approved revenue increase for 2022 is effective retrospectively to January 1, 2022.

SJWC filed Advice Letter No. 581 on October 12, 2022 to recover \$18.2 million in balancing and memorandum accounts in accordance with the 2022 GRC Decision. The advice letter was approved with an effective date of November 11, 2022.

SJWC filed Advice Letter No. 582 on October 12, 2022 to refund \$19.9 million accumulated in its Water Conservation Memorandum Account (“WCMA”) and its Water Conservation Expense Memorandum Account through August 31, 2022. This refund amount will offset the \$18.2 million requested in Advice Letter No. 581 resulting in a net refund to customers of \$1.7 million. Netting the two balances against each other allows for immediate recovery of the balancing and memorandum accounts and results in less confusion on customer bills. Advice Letter No. 582 was approved with an effective date of November 11, 2022.

SJWC filed Advice Letter No. 583 on October 13, 2022 to increase revenue requirement by \$25.1 million or 6.03% and implement new water rates in accordance with the 2022 GRC Decision. Advice Letter No. 583 was approved with an effective date of November 1, 2022.

SJWC filed Advice Letter No. 585 on November 10, 2022 to recover \$20.6 million in the Interim Rates Memorandum Account in accordance with the 2022 GRC Decision. Advice Letter 585 was approved with an effective date of January 1, 2023.

SJWC filed Advice Letter No. 586 on November 18, 2022 to increase revenue requirement by \$18.4 million or 4% for the escalation year increase in accordance with the 2022 GRC Decision. Advice Letter No. 586 was approved with an effective date of January 1, 2023.

Connecticut Regulatory Affairs

Connecticut Water’s rates, service and other matters affecting its business are subject to regulation by the Public Utilities Regulatory Authority of Connecticut (“PURA”).

PURA allows the Connecticut regulated operations to add surcharges to customers’ bills in order to recover certain costs associated with approved eligible capital projects through the Water Infrastructure Conservation Adjustment (“WICA”) in between full rate cases, as well as approved surcharges for the Water Revenue Adjustment (“WRA”).

On October 26, 2021, Connecticut Water filed for a WICA increase of approximately \$21.7 million in completed projects. Many of the projects were those that were not considered by PURA in the rate case because of the deadline in the proceeding for pro forma capital additions. On December 22, 2021, PURA approved a WICA surcharge of 2.44% to be added to bills of all Connecticut Water customers, including those of the former The Avon Water Company and The Heritage Village Water Company, effective January 1, 2022 which is expected to generate approximately \$2.6 million in additional revenue. On February 14, 2022 Connecticut Water filed its 2021 WICA reconciliation with PURA. The reconciliation, approved by PURA on March 16, 2022 and effective for 12 months beginning April 1, 2022, replaced the expiring 2020 reconciliation surcharge of 0.07% with a credit of 0.02%. As a result, the net WICA surcharge, effective April 1, 2022 was 2.35%.

On February 28, 2022, Connecticut Water filed its 2021 WRA. The mechanism reconciles 2021 revenues as authorized in the company’s most recent rate cases. The 2021 WRA, as approved by PURA on March 30, 2022 and effective for 12 months beginning on April 1, 2022 imposed a 2.85% surcharge on customer bills to collect the 2021 revenue shortfall.

On April 26, 2022, Connecticut Water filed for a WICA increase of \$9.8 million in completed projects. PURA approved the Company’s application on June 22, 2022. The cumulative WICA charge as of July 1, 2022 is 3.26%, collecting \$3.5 million on an annual basis.

On June 17, 2022, Connecticut Water submitted an application to PURA for the approval to issue unsecured notes in the amount of \$25 million. A decision from PURA approving the application was received on August 10, 2022. The notes carry an interest rate of 4.71% and the closing occurred on December 14, 2022.

On January 26, 2023, Connecticut Water filed with PURA for a \$3.1 million increase in annualized revenues for approximately \$27.8 million in projects completed through the WICA. Any PURA authorized increase is expected to be effective on April 1, 2023.

Texas Regulatory Affairs

SJWTX’s rates are subject to the economic regulation of the Public Utilities Commission of Texas (“PUCT”). The PUCT may authorize rate increases after the filing of an Application for a Rate/Tariff Change. Rate cases may be filed as they become necessary, provided there is no current rate case outstanding. Furthermore, rate cases may not be filed more frequently than once every 12 months.

SJWTX has no current general rate case pending. However, SJWTX filed its application to establish a System Improvement Charge (“SIC”) with the PUCT on December 30, 2022. This filing will allow SJWTX to add certain utility plant additions made since 2020 to its rate base, thereby increasing revenue and avoiding the immediate need for a general rate case. The SIC is projected to increase SJWTX’s water revenue by \$1.6 million and sewer revenue by \$29 thousand within one year of the

approval from the PUCT. Once the PUCT files the final order approving the SIC, SJWTX will be required to file a general rate case within four years. The decision on the SIC filing is expected to be in the third quarter of 2023. Notwithstanding the SIC filing, SJWTX will continue to file its annual adjustments for the Water Pass-through Charges (“WPC”) for Canyon Lake, Deer Creek, and Kendall West customers. All water supply cost increases are recoverable when the next annual WPC adjustment for each system is filed.

Maine Regulatory Affairs

Maine Water’s rates, service and other matters affecting its business are subject to regulation by the Maine Public Utilities Commission (“MPUC”). MPUC approves rates on a division-by-division basis in Maine and allows Maine Water to add surcharges to customers’ bills in order to recover certain costs associated with capital projects through the Water Infrastructure Surcharge (“WISC”) in between general rate cases. Projects eligible for WISC surcharges include all infrastructure replacement or repair projects, excluding meters, that are necessary for the transmission, distribution or treatment of water.

MPUC is authorized to allow a WRA mechanism to regulated water utilities. Maine’s rate-adjustment mechanism could provide revenue stabilization in divisions with declining water consumption and Maine Water expects to request usage of this mechanism in future rate filings when consumption trends support its use.

On February 28, 2022, Maine Water filed requests for general rate increases in the Camden-Rockland, Freeport, Millinocket and Oakland Divisions. The four filings collectively request \$0.5 million in new revenue and seek to reset the WISC in all four divisions. The four cases, while docketed separately, are proceeding through the adjudication process together.

On February 2, 2023, Maine Water Company received final decisions from the MPUC on four general rate cases filed in 2022. The rate increases are retroactively effective for January 1, 2023, and authorize a \$0.7 million increase in annual revenues.

Please also see Item 1A, “Risk Factors,” Item 7, “Management’s Discussion and Analysis of Financial Condition and Results of Operations,” and Note 3 of “Notes to Consolidated Financial Statements.”

Description of Business

General

The principal business of Water Utility Services consists of the production, purchase, storage, purification, distribution, wholesale and retail sale of water and wastewater services. SJWC provides water services to approximately 232,000 connections that serve approximately one million people over 139 square miles residing in portions of the cities of San Jose and Cupertino and in the cities of Campbell, Monte Sereno, Saratoga and in the Town of Los Gatos, and adjacent unincorporated territories, all in the County of Santa Clara in the State of California. The CTWS companies provide water service to approximately 141,000 service connections that serve a population of approximately 459,000 people in 81 municipalities with a service area of approximately 270 square miles throughout Connecticut and Maine and 3,000 wastewater connections in Southbury, Connecticut. SJWTX provides water service to approximately 26,000 service connections that serve approximately 77,000 people in a service area comprising more than 268 square miles in the region between San Antonio and Austin, Texas and approximately 900 wastewater connections. Together, the Water Utility Services distribute water to customers in their respective service areas in accordance with accepted water utility methods.

SJWC, Connecticut Water and Maine Water provide non-tariffed services under agreements with municipalities and other utilities. These non-tariffed services include water system operations, maintenance agreements and antenna site leases. In addition, in October 1997, SJWC commenced operation of the City of Cupertino municipal water system under a 25-year lease which was due to expire in September of 2022 and was amended on January 8, 2020. The system is adjacent to the SJWC service area and has approximately 4,600 service connections. Under the terms of the lease, SJWC assumed responsibility for all maintenance and operating costs of the system, while receiving all payments for water service. SJWC paid an upfront \$6.8 million concession fee and an additional \$5.0 million in capital improvements to the City of Cupertino. On February 25, 2022, SJWC received a letter from the City of Cupertino exercising their option to extend the term of the lease an additional two years through October 1, 2024. SJWC paid an additional \$1.6 million concession fee. The total concession fees paid for the agreement are being amortized over the contract term including the extension.

CTWS provides contracted services to water utilities, as well as offers *Linebacker*® protection plans for public drinking water customers in the States of Connecticut and Maine. *Linebacker* plans cover a limited amount of the cost of repairs to water and wastewater service lines and in-home plumbing. Services provided are dependent on the selected plan.

SJW Land Company owns undeveloped real estate property in California and Tennessee, as well as commercial and warehouse properties in Tennessee. Chester Realty, Inc. owns commercial properties and parcels of land in Connecticut.

Among other things, operating results from the water business fluctuate according to the demand for water, which is often influenced by seasonal conditions, such as impact of drought, summer temperatures or the amount and timing of precipitation in Water Utility Services’ service areas. Revenue, production expenses and income are affected by changes in water sales and the

sources of water supply. Overhead costs, such as payroll and benefits, depreciation, interest on long-term debt, and property taxes are not significantly impacted by seasonality or water supply mix. As a result, earnings are highest in the higher demand, warm summer months and lowest in the lower demand, cool winter months.

Water Supply

California Water Supply

SJWC's water supply consists of groundwater from wells, surface water from watershed run-off and diversion, reclaimed water, and imported water purchased from Santa Clara Valley Water District ("Valley Water") under the terms of a master contract with Valley Water expiring in 2051. During normal rainfall years, purchased water provides approximately 40% to 50% of SJWC's annual production. An additional 40% to 50% of its water supply is pumped from the underground basin which is subject to a groundwater extraction charge paid to Valley Water. Surface supply, which during a normal rainfall year satisfies about 6% to 8% of SJWC's annual water supply needs, provides approximately 1% of its water supply in a dry year and approximately 14% in a wet year. In dry years, the decrease in water from surface run-off and diversion and the corresponding increase in purchased and pumped water increases production expenses substantially.

The pumps and motors at SJWC's groundwater production facilities are propelled by electric power. SJWC has installed standby power generators at 38 of its strategic water production sites and manages a fleet of 21 portable generators deployed throughout the distribution system for power outages at remaining pumping facilities. In addition, the commercial office and operations control centers are outfitted with standby power equipment that allow critical distribution and customer service operations to continue during a power outage. Valley Water has informed SJWC that its filter plants, which deliver purchased water to SJWC, are also equipped with standby generators. In the event of a power outage, SJWC believes it will be able to prevent an interruption of service to customers for a limited period by pumping water using generator power and by using purchased water from Valley Water.

In 2022, the level of water in the Santa Clara Valley groundwater basin, which is managed by the Valley Water, experienced an increase in most areas due to seasonal recovery, an increase in managed recharge operations, and a decrease in groundwater pumping by various water retailers in the region. As reported by Valley Water at the end of 2022, the groundwater level in the Santa Clara Plain was 14 feet higher compared to the same time in 2021. The total groundwater storage at the end of 2022 was within Stage 1 (Normal) of the Valley Water's Water Shortage Contingency Plan. On January 1, 2023, Valley Water's 10 reservoirs were 32% of capacity with 17,263 million gallons of water in storage. As of December 31, 2022, SJWC's Lake Elzman was 45.5% of capacity with 912 million gallons of water, approximately 113.9% of the five-year seasonal average. In addition, the rainfall at SJWC's Lake Elzman was measured at 29.45 inches for the period from July 1, 2022 through December 31, 2022, which is 207.4% of the five-year average. Subsequent to December 31, 2022, California has continued to experience wet weather patterns. SJWC's Montevina Water Treatment Plant treated 1,883 million gallons of water in 2022, which is 103.5% of the five-year average. SJWC's Saratoga Water Treatment Plant treated 42.7 million gallons of water in 2022, which is 17.1% of the five-year average. SJWC believes that its various sources of water supply will be sufficient to meet customer demand in 2023.

On June 9, 2021, Valley Water declared a water shortage emergency and asked its retailers to reduce consumption by 15% based on 2019 usage. In response to Valley Water's declaration of drought emergency and call for conservation, SJWC filed with the CPUC to activate Stage 3 of its Rule 14.1 Water Shortage Contingency Plan. The current restrictions center on outdoor water usage which typically accounts for half of a residential customer's consumption. The restrictions include limits on watering days and times, use of potable water for washing structures and other non-porous surfaces except to protect public health and safety, and no outdoor watering during and up to 48 hours after measurable rainfall. In addition, SJWC implemented a plan with CPUC that established budgets for each residential customer and places a surcharge on water usage that exceeds the allotted budget that was set based on a 15% reduction to 2019 usage. There is no such surcharge for commercial customers except for landscaping water usage.

California also faces long-term water supply challenges. SJWC actively works with Valley Water to meet the challenges by continuing to educate customers on responsible water use practices and conducting long-range water supply planning.

Connecticut Water Supply

Connecticut Water's water sources vary among the individual systems, but overall approximately 80% of the total dependable yield comes from surface water supplies and 20% from wells. In addition, Connecticut Water has water supply agreements to supplement its water supply with the South Central Connecticut Regional Water Authority and The Metropolitan District that expire 2058 and 2053, respectively.

Texas Water Supply

SJWTX's water supply consists of groundwater from wells and purchased treated and raw water from the Guadalupe-Blanco River Authority ("GBRA"). SJWTX has long-term agreements with the GBRA, which expire in 2037, 2040, 2044 and 2050,

respectively. The agreements, which are take-or-pay contracts, provide SJWTX with an aggregate of 7,650 acre-feet of water per year from Canyon Lake at prices that may be adjusted periodically by GBRA. SJWTX also has raw water supply agreements with the Lower Colorado River Authority (“LCRA”) and West Travis Public Utility Agency (“WTPUA”) expiring in 2059 and 2046, respectively, to provide for 350 acre-feet of water per year from Lake Austin and the Colorado River, respectively, at prices that may be adjusted periodically by the agencies.

Maine Water Supply

Water sources at Maine Water vary among the individual systems, but overall approximately 90% of the total dependable yield comes from surface water supplies and 10% from wells. Maine Water has a water supply agreement with the Kennebec Water District expiring in 2040.

Maine Water relies on legislatively granted water rights in order to serve customers. In some instances, these rights were granted to predecessor water companies specially chartered by the Maine legislature many decades ago, with those entities later having been merged into Maine Water. The legislation incorporating these predecessor water companies did not address whether chartered rights may be transferred to another entity without special legislative action. The Maine Business Corporation Act generally provides that property and contract rights of a merged corporation are vested in the surviving corporation without reversion or impairment. In the MPUC proceedings that approved the mergers of these Maine Water predecessor companies, the survivorship of water rights was not contested.

Please also see further discussion under Item 1A, “Risk Factors” and Item 7, “Management’s Discussion and Analysis of Financial Condition and Results of Operations.”

Franchises

Franchises granted by local jurisdictions permit Water Utility Services to construct, maintain, and operate water distribution systems within the streets and other public properties of a given jurisdiction.

SJWC holds the necessary franchises to provide water in portions of the cities of San Jose and Cupertino and in the cities of Campbell, Monte Sereno and Saratoga, the Town of Los Gatos and the unincorporated areas of Santa Clara County. None of the franchises have a termination date, other than the franchise for the unincorporated areas of Santa Clara County, which terminates in 2035.

Connecticut Water’s utility services hold the necessary franchises to provide water in portions of the towns of Ashford, Avon, Beacon Falls, Bethany, Bolton, Brooklyn, Burlington, Canton, Chester, Clinton, Colchester, Columbia, Coventry, Deep River, Durham, East Granby, East Haddam, East Hampton, East Windsor, Ellington, Enfield, Essex, Farmington, Griswold, Guilford, Haddam, Hebron, Killingly, Killingworth, Lebanon, Madison, Manchester, Mansfield, Marlborough, Middlebury, Naugatuck, Old Lyme, Old Saybrook, Oxford, Plainfield, Plymouth, Portland, Prospect, Simsbury, Somers, Southbury, South Windsor, Stafford, Stonington, Suffield, Thomaston, Thompson, Tolland, Vernon, Voluntown, Waterbury, Westbrook, Willington, Windsor Locks and Woodstock. Additionally, the Heritage Village Water division serves the Town of Southbury with wastewater services. None of the franchises of the Connecticut water utility services have a termination date.

Maine Water holds franchises necessary to provide water services in the towns served which are Biddeford, Saco, Old Orchard Beach, Scarborough (Pine Point), Porter, Parsonsfield, Hiram, Freeport, Camden, Rockland, Rockport, Owls Head, Union, Thomaston, Warren, Bucksport, Skowhegan, Oakland, Hartland, Millinocket and Greenville. None of the franchises with Maine Water have a termination date.

SJWTX holds the franchises necessary to provide water and wastewater services to the City of Bulverde and the City of Spring Branch, which terminate in 2029 and 2036, respectively. The unincorporated areas that SJWTX serves in Comal, Blanco, Bandera, Hays, Kendall, Medina and Travis Counties do not require water service providers to obtain franchises.

Seasonal Factors

Water sales are seasonal in nature and influenced by weather conditions. The timing of precipitation and climatic conditions can cause seasonal water consumption by customers to vary significantly. Demand for water is generally lower during the cooler and rainy winter months. Demand increases in the spring when the temperature rises and rain diminishes.

Competition

The regulated operations of Water Utility Services are public utilities regulated by the CPUC in California, PURA in Connecticut, PUCT in Texas and MPUC in Maine (collectively, “the Regulators”) and operate within service areas approved by the regulators. Statutory laws provide that no other investor-owned public utility may operate in the service area of another public utility of the same class (e.g., another water utility) without first obtaining from the regulator a certificate of public convenience and necessity or similar authorization. Past experience shows such a certificate will be issued only after demonstrating that service in such area is inadequate.

California law also provides that whenever a public agency constructs facilities to extend utility service to the service area of a privately-owned public utility, like SJWC, such an act constitutes the taking of property and is conditioned upon payment of just compensation to the private utility.

Under the California law, municipalities, water districts and other public agencies have been authorized to engage in the ownership and operation of water systems. Such agencies are empowered to condemn properties operated by privately-owned public utilities upon payment of just compensation and are further authorized to issue bonds (including revenue bonds) for the purpose of acquiring or constructing water systems.

Under Connecticut law, any condemnation of water utility property by a municipality or any unit of state government requires the payment of just compensation for the taking. Further, any condemnation of utility land by a state department, institution or agency (including a municipality) requires the approval of the PURA.

Under Texas law, municipalities, water districts and other public agencies are authorized to engage in the ownership and operation of water systems. Such entities are empowered to acquire property, whether public or private, real or personal, by the exercise of the right of eminent domain, which entails payment to the owner of just compensation for the property taken. However, under current case law those entities may not exercise that right of eminent domain to take the entire operation of an investor-owned utility.

Under Maine law, municipalities-individually and collectively, consumer-owned and standard water districts, and other public agencies are authorized to engage in the ownership and operation of water systems. Such entities may acquire the real and personal property of a privately-owned water company, and take over the company's operations, by exercising the power of eminent domain. In such a taking, the acquiring entity must furnish the condemnee just compensation.

To the company's knowledge, no municipality, water district or other public agency has any pending proceeding to condemn any part of its existing water systems. The company is also unaware of any eminent domain proceeding to take any of its property or operations.

Environmental Matters

Water Utility Services produce potable water and generates wastewater and hazardous wastes in accordance with all applicable county, state and federal environmental rules and regulations. Additionally, public utilities are subject to environmental regulation by various other state and local governmental authorities.

Water Utility Services is currently in compliance with all of the United States Environmental Protection Agency's (the "EPA") surface water treatment performance standards, drinking water standards for disinfection by-products and primary maximum contaminant levels. These standards have been adopted and are enforced by the California State Water Board, Division of Drinking Water, the Connecticut Department of Public Health, the Maine Department of Health and Human Services, and the Texas Commission on Environmental Quality for SJWC, Connecticut Water, Maine Water and SJWTX, respectively.

Other state and local environmental regulations apply to our Water Utility Services' operations and facilities. These regulations relate primarily to the handling, storage and disposal of hazardous materials and discharges to the environment, including wastewater operations in the States of Connecticut and Texas. In 2016, SJWC began performing hazardous materials site assessments and remediation prior to the construction phase of capital projects. The site assessments are performed to remove any legacy materials and to obtain site closures from the Santa Clara County Department of Environmental Health under its Voluntary Cleanup Program.

Water Utility Services are currently in compliance with all state and local public health and environmental regulations applicable to their operations.

Please also see Part II, Item 7, "Management's Discussion and Analysis of Financial Condition and Results of Operations."

Human Capital Resources

In order to continue to achieve SJW Group's mission of delivering life sustaining, high-quality water and exceptional service to families, businesses and communities, we are committed to attract, retain and develop the highest quality talent. We believe our employees are our most important asset. Throughout our organization, our employees embrace the company's values of teamwork and respect, straight talk and transparency, integrity and trust, and service and compassion in everything we do. Employees participate in semi-annual employee engagement and satisfaction surveys providing feedback that enables the Company to continually assess and implement initiatives to enhance employee satisfaction and retention. Through our board and its committees, we are empowered to address factors that impact our employee strategy and drive positive change in our company and our communities. Our human capital measures and objectives focus on providing a safe and productive work environment that has clear positive and ethical values; a culture that embraces diversity, respect and equity; jobs that offer fair

wages as benchmarked to the markets that we live and work in; competitive wages and benefits; and training and development opportunities that support our employees to establish and succeed in meaningful careers at SJW Group.

Basic Workforce Data

As of December 31, 2022, SJW Group had 757 full-time employees, of whom 362 were SJWC employees, 230 were Connecticut Water employees, 87 were SJWTX employees, and 78 were Maine Water employees. At SJWC, 215 employees are members of unions. Employees working for Connecticut Water, Maine Water and SJWTX are not represented by unions.

In December of 2022, SJWC proposed tentative three-year bargaining agreements with the International Union of Operating Engineers (“OE”), representing certain employees in the engineering department, and the Utility Workers of America (“OWUA”), representing the majority of all non-administrative employees at SJWC covering the period from January 1, 2023 through December 31, 2025. The agreements include a 6% wage increase in 2023, 3.5% in 2024 and 5.5% in 2025 for the union workers. Acceptance of the OE and the OWUA bargaining agreements are anticipated in the first quarter of 2023.

Employee Safety and Pandemic Response

Aiming for a “zero-harm” culture, our vision is to manage health and safety performance to become a leader in the water services industry. Protecting the health and safety of our employees is a top priority. Our employee health and safety programs, focus on four core elements:

- Safety Leadership: demonstrating management commitment and support, empowering local teams to be accountable for safety;
- Participation: involving every employee in all aspects of the safety program, connecting safety initiatives to serving employees, customers, shareholders, our communities and the environment;
- Hazard Identification and Control: inspecting workplaces, identifying hazards, implementing controls, and partnering with the front-line teams responsible for delivering reliable, clean, safe drinking water and service; and,
- Training: training employees on hazards and how to protect themselves. Incident and crisis management of both known and unknown threats to employee health and safety are anticipated and planned for by our safety team.

Our 2022 Sustainability Plan and Supplemental Report, to be published in 2023, incorporates specific targets that set the trajectory of our safety program to ensure continuous improvement, including:

- Implement processes and systems to track, monitor, report and continually improve health and safety performance;
- Communicate the updated Health and Safety Policy to employees to promote compliance, consultation, and participation of workers on health and safety matters; and
- Strive for zero accidents and injuries.

We have implemented several management systems to plan and respond to workplace safety and training as well as incidents such as pandemics, wildfires, earthquakes, cyber threats and extreme weather, among others. The goal is to safeguard our employees’ health and safety during local, national, or global incidents. Locally, workplace hazards are identified by onsite inspections and from near-miss investigations. More broadly, the team collaborates to anticipate and plan for external events such as pandemic or for extreme weather or other external events that could impact our operations. Proactive identification of hazards keeps us one step ahead of our constantly changing workplace conditions.

During the COVID-19 pandemic, SJW Group’s primary focus has always been to protect the health and safety of employees, customers and the community from the spread of the disease in the workplace, while continuing to deliver reliable, clean and safe drinking water and service. Beginning in March 2020, with additional COVID-19 protections in place, we paused all non-essential services for two months; transitioned our office employees to company-wide remote work; and dispatched field service employees from their homes to minimize transmission of the virus. As the pandemic and knowledge of the virus evolved, our safety, human resources and operations teams implemented additional guidance protocols with a focus on cleaning and disinfection of facilities, vehicles, and tools; implementing engineering and administrative controls such as social distancing; and wearing face coverings to limit the transmission of the virus. In response to various stay-at-home government orders, we implemented policies and procedures to provide the flexibility to employees who are able to work from home and support remote-working by upgrading technology infrastructure, enhancing IT capabilities and implementing processes to facilitate online and remote communications. In an effort to ensure the safety and protection of our workplace and those customers and vendors with whom we serve and work, SJW Group announced a universal vaccination requirement for all employees by January 17, 2022 for three of our operating utilities and by February 14, 2022 at SJWC. On January 22, 2022, SJWC received a letter from the National Labor Relations Board (“NLRB”) stating that it would investigate the allegations from the Utility Workers Union of America Local 259 (“Local 259”) that SJWC failed to bargain in good faith by imposing a COVID vaccine mandate and threatening to terminate noncompliant employees and for, otherwise, failing to bargain over its

decision to impose the mandate. The NLRB issued a decision to defer the unfair labor practice charge which was appealed by Local 259. In final response, the NLRB General Counsel denied the appeal with the decision to defer the unfair labor practice charge to arbitration. We continue to actively monitor all evolving federal, state and local guidance from public health authorities to ensure that our measures are in compliance with such rules and regulations and are effective in the continually changing pandemic environment.

Engagement and Satisfaction

SJW Group has invested significantly in employee engagement and satisfaction in alignment with its values and five building blocks of Community, Customers, Employees, Environment and Shareholders. Employees across SJW Group identified and adopted four sets of core values to guide their work and interactions: integrity and trust, compassion and service, straight talk and transparency, and respect and teamwork. Our leadership employs a servant leadership model where all leaders are encouraged and expected to provide service to their people ensuring that they continue to grow and thrive in their profession, knowledge, and general well-being. Regular “Straight Talk” meetings, employee town halls and quarterly “Leadership on Tap” gatherings are held to continue to build and support our culture and values. Additionally, the Company provides ongoing opportunities for employee recognition from peers and leaders and also administers an employee engagement and satisfaction survey twice per year.

Diversity and Inclusion

SJW Group believes that a workplace supporting diversity and inclusion not only promotes equity, teamwork, productivity and collaboration among employees, but also enables us to provide the best services to our customers, communities, and partners and enhance value for our stockholders. We are committed to fostering and maintaining a culture of diversity and inclusion, and we have been tracking our workforce demographics to identify employee teams, geographies, or seniority levels where hiring of minorities or specific demographic representation needs to be addressed. In 2021, CEO Eric Thornburg signed on to the CEO Action for Diversity & Inclusion™ CEO pledge, which outlines a specific set of actions the signatory CEOs will take to cultivate a trusting environment where all ideas are welcomed and employees feel comfortable and empowered to have discussions about diversity and inclusion. The Company’s Diversity, Equity and Inclusion Council (the “Council”) is comprised of employee volunteers from all four subsidiaries representing the communities we serve. The Council has implemented several impactful initiatives in 2022, including ongoing education and communications utilizing numerous platforms, providing unconscious bias training, and creating opportunities for all employees to celebrate and support cultural days of personal significance in their communities.

During the year ended December 31, 2022, our workforce comprised of:

	<u>Percentage of Workforce</u>
Gender:	
Female	29 %
Male	71 %
Ethnicity:	
Hispanic or Latino	20 %
Not Hispanic or Latino	80 %
Race:	
White	62 %
Asian	9 %
2 or More Races	4 %
Black or African American	4 %
American Indian or Alaska Native	1 %
Native Hawaiian or Other Pacific Islander	1 %
Other/Not Reported	19 %

We work to ensure training and development opportunities are available so that all employees can establish and succeed in meaningful careers at SJW Group. In addition, we currently comply with California’s board diversity legislation requiring a minimum number of female directors and directors from underrepresented communities on our board of directors.

Community Involvement

In support of our mission as trusted, passionate and socially responsible professionals, we are dedicated to the people and the environment of the communities where we live, work, and serve. SJW Group provides various opportunities for our employees to participate in outreach programs from free virtual education programs for adults, employee-led courses for elementary school aged children, winter coat donation drives, environmental cleanups, community events, and grant programs supporting schools and fire departments. In addition, each of our subsidiaries supports their communities through charitable donations or sponsorships with a focus on the communities served. SJWC and Connecticut Water also have matching donations for certain programs to further promote our employees' involvement in their communities. In California, the SJWC Employees Community Fund is a 501(c)(3) charitable organization that uses funds from employee contributions and company matches to provide grants to non-profit organizations supported by our employees.

Fair Wages and Competitive Benefits

SJW Group's future success is largely dependent upon our ability to attract and retain highly-skilled and qualified employees. Our California and Connecticut subsidiaries operate in particularly competitive labor markets, we believe our compensation package and benefit programs allow us to recruit and retain talented and qualified personnel. Our compensation and benefits programs include:

- Fair employee wages as benchmarked to the markets that our employees live and work in that are consistent with employee roles and responsibilities, skill levels, experience, and knowledge;
- Engagement of nationally, recognized outside compensation and benefits consulting firms to independently evaluate the appropriateness and effectiveness of compensation for our executive and other officers and to provide benchmarks for executive compensation as compared to peer companies;
- Short-term incentive compensation for management level staff aligning with company financial and operational goals targeted to our stakeholders: customers, communities, employees and stockholders;
- Alignment with stockholder value by utilizing equity awards linked to investment performance over time, as well as certain absolute financial results;
- A comprehensive annual employee performance review process pursuant to which we determine and communicate to employees annual merit increases, promotions and other changes to responsibilities and duties; and
- Eligibility for all employees to participate in health insurance, dental, vision, cafeteria plans, life and disability/accident coverage, retirement plans and/or salary deferral plans, an Employee Stock Purchase Plan, paid and unpaid leaves, a commuter assistance program, professional education and training, and tuition assistance.

Executive Officers of the Registrant

The following table summarizes the name, age, offices held and business experience for each of our executive officers, as of February 24, 2023:

<u>Name</u>	<u>Age</u>	<u>Offices and Experience</u>
Willie Brown	55	SJW Group— Vice President, General Counsel and Corporate Secretary. Mr. Brown serves as Vice President, General Counsel and Corporate Secretary of SJW Group and SJWC since June 1, 2021. Mr. Brown served as Corporate Secretary and Assistant General Counsel of SJW Group and SJWC since January 1, 2020. Since April 2018, Mr. Brown has served as counsel and Corporate Secretary of various subsidiaries of the Corporation. Since joining SJWC in 2008, Mr. Brown has held various legal positions of increasing scope and responsibly. Prior to joining SJWC, Mr. Brown was an associate at two Silicon Valley law firms and is a member of the State Bar of California.
Andrew R. Gere	56	SJWC—President. Mr. Gere serves as President since April 2016 and was Chief Operating Officer from April 2015 to December 2022. From 2013 to April 2015, Mr. Gere was Vice President of Operations. From 2008 to 2013, Mr. Gere was Chief of Operations. From 2006 to 2008, Mr. Gere was Director of Maintenance. From 2005 to 2006, Mr. Gere was Director of Operations and Water Quality. From 2003 to 2005, Mr. Gere was Manager of Operations and Water Quality. Mr. Gere has been with SJWC since 1995. From October 2019 to December 2020, Mr. Gere served as Chairman of the National Association of Water Companies.
Bruce A. Hauk	52	SJW Group—Chief Operating Officer. Mr. Hauk serves as the Chief Operating Officer of SJW Group, SJWC, CTWS, and SJWTX since January 2023 and was the Chief Corporate Development and Strategy Officer of SJW Group, SJWC, CTWS, and SJWTX from August 2022 to December 2022. Prior to joining the Company, Mr. Hauk was the President of NextEra Water from May 2021 to August 2022. Prior to joining NextEra, Mr. Hauk served in several roles at American Water Works Company, Inc. from May 2011 to March 2021, lastly serving as President of Regulated Operations and Military Services Group and then as Deputy Chief Operating Officer. Previously, Mr. Hauk served as Deputy Mayor/Chief Administrative Officer for the City of Westfield, Indiana and as Town Manager/Director of Public Works for the City of Westfield, Indiana.
Kristen A. Johnson	57	SJW Group—Senior Vice President and Chief Administrative Officer. Ms. Johnson serves as Senior Vice President since November 2022 and Chief Administrative Officer of SJW Group and Senior Vice President of Administration for CTWS and its subsidiaries since November 2019. Previously, Ms. Johnson served as Director of Human Resources, Vice President of Human Resources and Vice President and Corporate Secretary of CTWS and its subsidiaries from 2007, 2008, and 2010, respectively. She served as the Corporate Secretary of The Maine Water Company until July 2020.
Craig J. Patla	55	CTWS—President. Mr. Patla serves as President of CTWS and its subsidiaries, except The Maine Water Company, since January 2023. From April 2014 to December 2022, Mr. Patla was Vice President of Service Delivery. From 2011 to 2014, Mr. Patla was Director of Service Delivery. From 2008 to 2011, Mr. Patla was Manager of Service Delivery. From 2004 to 2008, Mr. Patla was Region Manager. Mr. Patla joined CTWS in 1990 as an engineer.
Eric W. Thornburg	62	SJW Group—President, Chief Executive Officer and Chair of the Board. Mr. Thornburg serves as President and Chief Executive Officer of SJW Group and SJW Land Company and Chief Executive Officer of SJWC and SJWTX since November 6, 2017. He has served as the Chair of the Board of Directors of SJW Group, SJWC, SJW Land Company and SJWTX since April 25, 2018 and Chair of the Board of Directors of SJWNE LLC, CTWS and its subsidiaries since October 9, 2019. Prior to joining SJW Group, Mr. Thornburg served as President and Chief Executive Officer of CTWS since 2006, and Chair of the Board of CTWS since 2007. Mr. Thornburg served as President of Missouri-American Water, a subsidiary of American Water Works Corporation from 2000 to 2004. From July 2004 to January 2006, he served as Central Region Vice President-External Affairs for American Water Works Corporation.
Andrew F. Walters	52	SJW Group—Chief Financial Officer and Treasurer. Mr. Walters serves as Chief Financial Officer and Treasurer of SJW Group, SJWC, SJW Land Company, and SJWTX since January 2022. Mr. Walters served as Chief Corporate Development Officer and Integration Executive of SJW Group from November 2019 until January 2022 and previously served as Chief Administrative Officer of SJWC since January 31, 2014. Mr. Walters is also currently the Vice President of Business Planning of CWC and CTWS as of November 7, 2019. Prior to joining SJWC in 2014, Mr. Walters was a managing director and a senior acquisitions officer in the Infrastructure Investments Group of JP Morgan Asset Management from January 2009 to June 2013. Prior to this, Mr. Walters served in the Investment Banking Division of Citigroup as managing director and head of infrastructure for the Americas and in other roles focused on mergers and acquisitions and capital raising for clients, since 1993.

Principal Accounting Officer of the Registrant

The following table summarizes the name, age, offices held and business experience for our principal accounting officer, as of February 24, 2023:

<u>Name</u>	<u>Age</u>	<u>Offices and Experience</u>
Mohammed G. Zerhouni	47	SJW Group—Senior Vice President of Finance, Principal Accounting Officer. Mr. Zerhouni serves as Senior Vice President of Finance, Principal Accounting Officer of SJW Group, SJWC, SJWTX and CTWS since January 2023. Prior to joining SJW Group Mr. Zerhouni was the Chief Financial Officer of Veolia Utility Parent, Inc. (“VUP”) from October 2022 to January 2023 which is part of the North American business of Veolia Group, a rate-regulated water and wastewater company. Previously, Mr. Zerhouni was Vice President/Controller and Chief Accounting Officer of VUP from December 2018 to September 2022. Mr. Zerhouni served in various roles of increasing responsibility up to Senior Manager in the audit practice of PricewaterhouseCoopers LLP from December 2004 to December 2018. Mr. Zerhouni is a certified public accountant.

Available Information

SJW Group’s Annual Reports on Form 10-K, Quarterly Reports on Form 10-Q and Current Reports on Form 8-K, and amendments to these reports, are made available free of charge through SJW Group’s website at <http://www.sjwgroup.com>, as soon as reasonably practicable, after SJW Group electronically files such material with, or furnishes such materials to, the SEC. The content of SJW Group’s website is not incorporated by reference to or part of this report.

You may obtain electronic copies of our reports filed with the SEC on the SEC website at <http://www.sec.gov>.

Item 1A. Risk Factors

Investors should carefully consider the following risk factors and warnings before making an investment decision. The risks described below are not the only ones facing SJW Group and its subsidiaries. Additional risks that SJW Group and its subsidiaries does not yet know of or that it currently thinks are immaterial may also impair its business operations. If any of the following risks actually occur, SJW Group and its subsidiaries’ business, operating results or financial condition could be materially affected. In such case, the trading price of SJW Group’s common stock could decline and you may lose part or all of your investment. Investors should also refer to the other information set forth in this Annual Report on Form 10-K, including the consolidated financial statements and the notes thereto.

Risks Relating To Regulatory and Legal Matters

Our business is regulated and may be adversely affected by changes to the regulatory environment.

Our Water Utility Services are regulated public utilities. The operating revenue of SJWC, Connecticut Water, SJWTX and Maine Water is generated primarily from the sale of water at rates authorized by the CPUC, PURA, PUCT and MPUC (the “Regulators”). The Regulators set rates that are intended to provide revenues sufficient to recover normal operating expenses, provide funds for replacement of water infrastructure and produce a fair and reasonable return on stockholder common equity. Please refer to Part I, Item 1, “Regulation and Rates” for a discussion of the most recent regulatory proceedings affecting the rates of our regulated operations. Consequently, our revenue and operating results depend substantially upon the rates the Regulators authorize.

In our applications for rate approvals, we rely upon estimates and forecasts to propose rates for approval by the Regulators. No assurance can be given that our estimates and forecasts will be accurate or that the Regulators will agree with our estimates and forecasts and approve our proposed rates. To the extent our authorized rates may be too low, revenues may be insufficient to cover Water Utility Services’ operating expenses, capital requirements and SJW Group’s historical dividend rate. In addition, delays in approving rate increases may negatively affect our operating results and operating cash flows.

In addition, policies and regulations promulgated by the Regulators govern the recovery of capital expenditures, the treatment of gains from the sale of real utility property, the offset of production and operating costs, the recovery of the cost of debt, the optimal equity structure, and the financial and operational flexibility to engage in non-tariffed operations. If the regulators implement policies and regulations that will not allow SJWC, Connecticut Water, SJWTX and Maine Water to accomplish some or all of the items listed above, Water Utility Services’ future operating results may be adversely affected. Further, from time to time, the commissioners at the Regulators may change. Such changes could lead to changes in policies and regulations and there can be no assurance that the resulting changes in policies and regulation, if any, will not adversely affect our operating results or financial condition.

If the CPUC disagrees with our calculation of SJWC’s memorandum and balancing accounts, we may be required to make adjustments that could adversely affect our results of operations. Under a 2007 Connecticut law, PURA authorizes regulated water companies to use a rate adjustment mechanism, known as WICA, for eligible projects completed and in service for the benefit of the customers. Maine legislature enacted a law that allows Maine Water expedited recovery of investments in water systems infrastructure replacement, both treatment and distribution, through WISC, similar to WICA in Connecticut. There is no guarantee that these regulatory authorities will approve our applications to recover all or a portion of our capital expenditure or infrastructure investment through such rate adjustment mechanisms, and their failure to do so will adversely affect our financial conditions and results of operations.

Recovery of regulatory assets is subject to adjustment by regulatory agencies and could impact the operating results of Water Utility Services.

Generally accepted accounting principles for water utilities include the recognition of regulatory assets and liabilities as permitted by FASB ASC Topic 980—“Regulated Operations.” In accordance with ASC Topic 980, Water Utility Services record deferred costs and credits on the balance sheet as regulatory assets and liabilities when it is probable that these costs and credits will be recovered or refunded in the ratemaking process in a period different from when the costs and credits were incurred. Please refer to Note 3 of the “Notes to Consolidated Financial Statements” for a summary of net regulatory assets. If the assessment of the probability of recovery in the ratemaking process is incorrect and the applicable ratemaking body determines that a deferred cost is not recoverable through future rate increases, the regulatory assets would need to be adjusted, which could have an adverse effect on our results of operations and financial condition.

Streamflow regulations in Connecticut could potentially impact our ability to serve our customers.

In December 2011, regulations concerning the flow of water in Connecticut’s rivers and streams were adopted. As promulgated, the regulations require that certain downstream releases be made from seven of Connecticut Water’s eighteen active reservoirs no later than ten years following the adoption of stream classifications by the Department of Energy and Environmental Protection (“DEEP”). Currently, downstream releases are made at two locations. The next streamflow releases will be initiated by October 2024 and will affect two additional reservoirs. No groundwater supply wells are affected by the regulations.

DEEP has finalized stream classifications in all areas of Connecticut where Connecticut Water maintains and operates sources of supply. The Company remains engaged in the process in order to minimize impact to our available water supply. Although modified from prior versions, the regulations still have the potential to lower our safe yield, raise our capital and operating expenses and adversely affect our revenues and earnings. Although costs associated with the regulations may be recovered in the form of higher rates and Connecticut law allows for a WICA surcharge to recover capital improvement costs necessary to achieve compliance with the regulations, there can be no assurance PURA would approve rate increases to enable us to recover all such costs and surcharges.

Water Utility Services is subject to litigation risks concerning water quality and contamination.

Although Water Utility Services is not a party to any environmental and product-related lawsuits, there is no guarantee that such lawsuits will not occur in the future. Any environmental or product-related lawsuit may require us to incur significant legal costs and we may not be able to recover the legal costs from ratepayers or other third parties. Although Water Utility Services has liability insurance coverage for bodily injury and property damage, pollution liability is excluded from this coverage and our excess liability coverage. Pollution liability coverage is in place for the majority of the SJW Group locations and operations, but is subject to exclusions and limitations. In addition, any complaints or lawsuits against us based on water quality and contamination may receive negative publicity that can damage our reputation and adversely affect our business and trading price of our common stock.

Water Utility Services is subject to possible litigation or regulatory enforcement action concerning water discharges to Waters of the United States (“WOTUS”).

Regulatory actions and fines related to discharges of water to WOTUS against other water utilities have increased in frequency in recent years. If Water Utility Services is subject to a litigation or regulatory enforcement action, it might incur significant costs in fines and restoration efforts, and it is uncertain whether Water Utility Services would be able to recover some or all of such costs from ratepayers or other third parties. In addition, any litigation or regulatory enforcement action against us regarding a water discharge and/or resulting environmental impact may receive negative publicity that can damage our reputation and adversely affect our business and the trading price of our common stock.

New or more stringent environmental regulations could increase Water Utility Services' operating costs and affect its business.

Water Utility Services are subject to water quality and pollution control regulations issued by the EPA and environmental laws and regulations administered by the respective states and local regulatory agencies.

New or more stringent environmental and water quality regulations could increase Water Utility Services' water quality compliance costs, hamper Water Utility Services' available water supplies, and increase future capital expenditures.

Under the federal Safe Drinking Water Act, Water Utility Services is subject to regulation by the EPA relating to the quality of water it sells and treatment techniques it uses to make the water potable. The EPA promulgates, from time to time, nationally applicable standards, including maximum contaminant levels for drinking water. Additional or more stringent requirements may be adopted by each state. There can be no assurance that Water Utility Services will be able to continue to comply with all water quality requirements.

Water Utility Services has implemented monitoring activities and installed specific water treatment improvements in order to comply with existing maximum contaminant levels and plan for compliance with future drinking water regulations. However, the EPA and the respective state agencies have continuing authority to issue additional regulations under the Safe Drinking Water Act. New or more stringent environmental standards could be imposed that will raise Water Utility Services' operating costs and capital expenditures, including requirements for increased monitoring, additional treatment of underground water supplies, fluoridation of all supplies, more stringent performance standards for treatment plants, additional procedures to further reduce levels of disinfection by-products, and more comprehensive measures to monitor, reduce or eliminate known or newly identified contaminants such as polyfluoroalkyl substances. There are currently limited regulatory mechanisms and procedures available to us for the recovery of such costs and there can be no assurance that such costs will be fully recovered and failure to do so may adversely affect our operating results.

The impact of climate change and climate change laws and regulations have been passed and are being proposed that require compliance with greenhouse gas emissions standards, as well as other climate change initiatives, which could increase Water Utility Services' operating costs and affect our business.

Climate change is receiving ever increasing attention worldwide. Many scientists, legislators, and others attribute global warming to increased levels of greenhouse gases, including carbon dioxide. Climate change laws and regulations enacted and proposed limit greenhouse gases emissions from covered entities and require additional monitoring/reporting. We produce a corporate social responsibility report, which provides an overview of our energy usage and greenhouse emissions. At this time, the existing greenhouse gases laws and regulations are not expected to materially harm Water Utility Services' operations or capital expenditures. While regulation on climate change could change in light of the current federal administration's agenda, the uncertainty of future climate change regulatory requirements still remains. We cannot predict the potential impact of future laws and regulations on our business, financial condition, or results of operations. Although these future expenditures and costs for regulatory compliance may be recovered in the form of higher rates, there can be no assurance that the various state utility commissions that govern our business would approve rate increases to enable us to recover such expenditures and costs.

Climate change may also impact water supply. For example, severity of drought conditions may impact the availability of water to all Water Utility Services and rising sea levels may impact the availability of groundwater to Water Utility Services.

We may be at risk for litigation under the principle of inverse condemnation for activities in the normal course of business which have a damaging effect on private property.

Under the California legal doctrine of inverse condemnation, a public utility taking or damaging private property can be responsible to the property owners for compensation, even when damage occurs through no fault or negligence of the utility company and regardless of whether the damage could be foreseen. Based upon existing California case law, SJWC could be sued under the doctrine of inverse condemnation and held liable if its facilities, operations or property, such as mains, fire hydrants, power lines and other equipment, or wildfires in our Santa Cruz mountain watershed result in damage to private property.

A court finding of inverse condemnation does not obligate the CPUC to allow SJWC to recover damage awards or pass on costs to ratepayers. Insurance coverage for inverse condemnation may not be available or may not be sufficient. SJWC's liquidity, earnings, and operations may be adversely affected if we are unable to recover the costs of paying claims for damages caused by the operation and maintenance of our property from customers or through insurance.

Our water utility property and systems are subject to condemnation and other proceedings through eminent domain.

State laws in jurisdictions where we operate, including California, Connecticut, Texas and Maine, allow municipalities, water districts and other public agencies to own and operate water systems. These agencies are empowered to condemn water systems or real property owned by privately owned public utilities in certain circumstances and in compliance with state and federal laws. In general, if a public agency exercises its eminent domain power to take possession of private property, the government is required to pay just compensation to owners of such property. In the event of eminent domain or condemnation proceedings against our water utility property or systems, we may incur substantial attorney's fees, consultant and expert fees and other costs in considering a challenge to such proceeding and/or its valuation for just compensation, as well as fees and costs in any subsequent litigation if necessary. If the public agency prevailed and acquired our utility property, we would no longer have access to the condemned property or water system, neither would we be entitled to any portion of revenue generated from the use of such asset going forward. Furthermore, if public agencies succeed in acquiring our assets, there is a risk that we will not receive adequate compensation for the assets taken or be able to recover all charges associated with the condemnation of such assets, which may adversely affect our business operations and financial conditions.

Risks Relating To Business Operations

Fluctuations in customer demand for water due to seasonality, restrictions of use, weather, and lifestyle can adversely affect operating results.

Water Utility Services are seasonal, thus quarterly fluctuation in results of operations may be significant. Rainfall and other weather conditions also affect Water Utility Services. Water consumption typically increases during the third quarter of each year when weather tends to be warm and dry. In periods of drought, if customers are encouraged or required to conserve water due to a shortage of water supply or restriction of use, revenue tends to be lower. Similarly, in unusually wet periods, water supply tends to be higher and customer demand tends to be lower, again resulting in lower revenues. Furthermore, certain lifestyle choices made by customers can affect demand for water. For example, a significant portion of residential water use is for outside irrigation of lawns and landscaping. If there is a decreased desire by customers to maintain landscaping for their homes or restrictions are placed on outside irrigation, residential water demand would decrease, which would result in lower revenues.

Conservation efforts and construction codes, which require the use of low-flow plumbing fixtures, could diminish water consumption and result in reduced revenue. In addition, in time of drought, water conservation may become a regulatory requirement that impacts the water usage of our customers. On July 8, 2021, Governor Gavin Newsom issued a proclamation declaring a drought emergency in fifty California Counties, including Santa Clara County. SJWC has activated our Water Shortage Contingency Plan to achieve the 15% conservation target. On July 9, 2021 Valley Water, the water supply agency for Santa Clara County, declared a water shortage emergency and requested its retailers enact conservation measures to achieve a mandatory 15% reduction compared to 2019 water consumption. SJWC has activated our Water Shortage Contingency Plan to achieve the 15% conservation target.

On January 4, 2022, the State Water Resource Control Board ("State Water Board") adopted emergency water use regulations that prohibit certain outdoor wasteful water practices. SJWC's drought response through our Water Shortage Contingency Plan includes the same restrictions on wasteful water practices. On June 10, 2022, the State Water Board's Second Water Conservation Emergency Declaration of 2022 became effective. This declaration prohibits the use of potable water for irrigation of non-functional turf at commercial, industrial, and institutional properties. SJWC is currently collaborating with our wholesaler and utility peers to engage and inform customers. Both water conservation emergency declarations will remain in effect for one year.

The implementation of mandatory or voluntary conservation measures during the current drought has resulted and is expected to result in lower water usage by our customers which may adversely affect our results of operation. If the current conservation measures continue, or if new measures are imposed in response to drought conditions in the future, we may experience fluctuations in the timing of or a reduction in customer revenue.

Furthermore, the CPUC may approve memorandum accounts, such as a WCMA, to allow companies to recover revenue reductions due to water conservation activities and certain conservation related costs. However, collection of such memorandum accounts is subject to a review and approval process by CPUC, which can be lengthy, and there is no assurance that we will be able to recover in a timely manner all or some of the revenue and costs recorded in the memorandum accounts. When drought conditions ease and the California State Water Board and Valley Water no longer mandate water conservation, the company may no longer be allowed to recover revenue lost due to continued conservation activities under the WCMA account and would therefore be exposed to differences between actual and authorized usage. This could result in lower revenues.

Similar to SJWC, Connecticut Water and Maine Water have also been impacted by increased water conservation, as well as the use of more efficient household fixtures and appliances among residential users. There has been a trend of declining per customer residential water usage in Connecticut and Maine over the last several years. CTWS's regulated businesses at Maine Water are heavily dependent on revenue generated from rates it charges to its residential customers for the volume of water they use. The rates Connecticut Water and Maine Water charge for its water is regulated by PURA in Connecticut and MPUC in Maine, and CTWS's water services subsidiaries may not unilaterally adjust their rates to reflect changes in demand. A declining volume of residential water usage may have a negative impact on our operating revenues in the future if regulators do not reflect usage declines in the rate setting design process. Although the legislatures in Maine and Connecticut have provided legislation for water utilities to implement revenue adjustment mechanisms to allow for recovery of authorized rates where conservation has occurred and consumption has declined and such a mechanism has been approved by PURA and implemented for Connecticut Water, this mechanism has yet to be implemented at Maine Water.

A contamination event or other decline in source water quality could affect the water supply of Water Utility Services and therefore adversely affect our business and operating results.

Water Utility Services is required under drinking water regulations to comply with water quality requirements. Through water quality compliance programs, Water Utility Services monitors for contamination and pollution of its sources of water. In addition, a watershed management program provides a proactive approach to minimize potential contamination activities. There can be no assurance that Water Utility Services will continue to comply fully with all applicable water quality requirements or detect contamination timely or at all. In addition, our facilities and infrastructure, including water towers, reservoirs and wells, may be subject to vandalism, break-ins or attacks, which may cause contamination or damage to our water supply. While we have taken measures to maintain physical security of our facilities, there is no guarantee that such measures will be effective to prevent such events. In the event a contamination is detected, Water Utility Services must either commence treatment to remove the contaminant or procure water from an alternative source. Either of these results may be costly, may increase future capital expenditures and there can be no assurance that the regulators would approve a rate increase to enable us to recover the costs arising from such remedies. In addition, we could be held liable for consequences arising from hazardous substances or contamination in our water supplies or other environmental damages and our reputation may be harmed by the public disclosures or media reports of these events. Our insurance policies may not cover or may not be sufficient to cover the costs of these claims.

Operating under contract water and waste systems subject us to risks.

Water Utility Services operates a number of water and wastewater systems under operation and maintenance contracts. Pursuant to these contracts, such systems are operated according to the standards set forth in the applicable contract, and it is generally the responsibility of the owner of the system to undertake capital improvements over which we may not have control. We may not be able to convince the owner to make needed improvements in order to maintain compliance with applicable regulations. Although violations and fines incurred by water and wastewater systems may be the responsibility of the owner of the system under these contracts, such non-compliance events may reflect poorly on us as the operator of the system and harm our reputation, and in some cases, may result in liability to the same extent as if we were the owner.

Water Utility Services rely on information technology and systems that are key to business operations. A system malfunction, security breach, cyber-attacks or other disruptions could compromise our information and expose us to liability, which could adversely affect business operations.

Information technology is key to the operation of the Water Utility Services, including but not limited to payroll, general ledger activities, outsourced bill preparation and remittance processing, providing customer service and the use of Supervisory Control and Data Acquisition systems to operate our distribution system. Among other things, system malfunctions, computer viruses and security breaches could prevent us from operating or monitoring our facilities, billing and collecting cash accurately and timely analysis of financial results. In addition, we collect, process, and store sensitive data from our customers and employees, including personally identifiable information, on our networks. Despite our security measures, our information technology and infrastructure may be vulnerable to attacks by hackers or breached due to employee error, malfeasance or other disruptions. Any such breach could compromise our networks and the information stored there could be accessed without our authorization, publicly disclosed, lost or stolen which could result in legal claims or proceedings, violation of privacy laws or damage to our reputation and customer relationships. Our profitability and cash flow could be affected negatively in the event these systems do not operate effectively or are breached. In addition, we may not be able to develop or acquire information technology that is competitive and responsive to the needs of our business, and we may lack sufficient resources to make the necessary upgrades or replacements of our outdated existing technology to allow us to continue to operate at our current level of efficiency.

In addition, we must comply with privacy rights regulations such as The California Consumer Privacy Act ("CCPA"), a state statute that became effective January 1, 2020, which enhances the privacy rights and consumer protections for California residents. Among other things, the CCPA establishes statutory damages for victims of data security breaches, and provides

additional rights for consumers to obtain their data from any business that has their personally identifying information. On January 1, 2023 the California Privacy Rights Act (“CPRA”) took effect. The CPRA amended the CCPA to create new rights for consumers and impose additional obligations on businesses. We will also be subject to Connecticut’s Act Concerning Personal Data Privacy and Online Monitoring (the “Connecticut Privacy Act”), a similar law that takes effect July 1, 2023. Implementing regulations have not yet been finalized under the CPRA and no regulations are expected pursuant to the Connecticut Privacy Act, creating a significant amount of uncertainty. Despite our efforts to comply with these laws, we may fail to do so which may lead to investigations, claims, and proceedings by governmental entities and private parties, damages for breach, and cause us to incur other significant costs, penalties, and other liabilities, as well as harm to our reputation.

A failure of our reservoirs, storage tanks, mains or distribution networks could result in losses and damages that may adversely affect our financial condition and reputation.

We distribute water through an extensive network of mains and store water in reservoirs and storage tanks located across our service areas. The Water Utility Services’ distribution systems were constructed during the period from the early 1900’s through today. A failure of major mains, reservoirs, or tanks could result in injuries and damage to residential and/or commercial property for which we may be responsible, in whole or in part. The failure of major mains, reservoirs or tanks may also result in the need to shut down some facilities or parts of our water distribution network in order to conduct repairs. Such failures and shutdowns may limit our ability to supply water in sufficient quantities to our customers and to meet the water delivery requirements prescribed by governmental regulators, which could adversely affect our financial condition, results of operations, cash flow, liquidity and reputation. We also own and operate numerous dams in California, Connecticut and Maine, and a failure of such dams could result in losses and damages that may adversely affect our financial condition and reputation. Any business interruption or other losses might not be covered by existing insurance policies or be recoverable in rates, and such losses may make it difficult for us to secure insurance in the future at acceptable rates. Our insurance policies may not cover or may not be sufficient to cover the costs of these claims.

Our business and financial performance may be adversely affected by high inflation.

Inflation has the potential to adversely affect our liquidity, business, financial condition and results of operations by increasing our overall cost structure, particularly if we are unable to achieve increases in the rates we charge our customers. There is no guarantee that any future rate increase requests will be approved and granted in a timely manner and/or will be sufficient to cover costs for the impact of high inflation. The existence of inflation in the economy has resulted in, and may continue to result in, higher interest rates and capital costs, shipping costs, supply shortages, increased costs of labor and other similar effects. As a result of inflation, we have experienced and may continue to experience, cost increases. Although we may take measures to mitigate the impact of this inflation, if these measures are not effective, our business, financial condition, results of operations and liquidity could be materially adversely affected. Even if such measures are effective, there could be a difference between the timing of when these beneficial actions impact our results of operations and when the cost of inflation is incurred.

SJW Land Company and Chester Realty, Inc. have real estate holdings that are subject to various business and investment risks.

SJW Land Company owns real estate in California and Tennessee, and Chester Realty, Inc. owns real estate in Connecticut. The risks of investing directly in real estate vary depending on the investment strategy and investment objective and include the following:

- Market and general economic risks—real estate investment is tied to overall domestic economic growth and, therefore, carries market risk which cannot be eliminated by diversification. Generally, all property types benefit from national economic growth, though the benefits range according to local factors, such as local supply and demand and job creation. Because real estate leases are typically staggered and last for multiple years, there is generally a delayed effect in the performance of real estate in relation to the overall economy. This delayed effect can insulate or deteriorate the financial impact to SJW Land Company and Chester Realty, Inc. in a downturn or an improved economic environment.
- Vacancy rates can climb and market rents can be impacted and weakened by general economic forces, therefore affecting income to SJW Land Company and Chester Realty, Inc.
- A decrease in the value of a real estate property or increase in vacancy could result in reduced future cash flows to amounts below the property’s current carrying value and could result in an impairment charge.

The value of real estate can decrease materially due to a deflationary market, decline in rental income, market cycle of supply and demand, long lag time in real estate development, legislative and governmental actions, environmental concerns, increases in rates of returns demanded by investors, and fluctuation of interest rates, eroding any unrealized capital appreciation and, potentially, invested capital.

The success of SJW Land Company and Chester Realty, Inc.'s real estate investment strategy depend largely on ongoing local, state and federal land use development activities and regulations, future economic conditions, the development and fluctuations in the sale of the undeveloped properties, the ability to identify the developer/potential buyer of the available-for-sale real estate, the timing of the transaction, favorable tax law, and the ability to maintain and manage portfolio properties. There is no guarantee that we will be able to execute the strategy successfully and failure to do so may adversely affect our operating results and financial condition.

Work stoppages and other labor relations matters could adversely affect our business and operating results.

As of December 31, 2022, 215 of our 757 total employees were union members. Most of our unionized employees are represented by the OWUA, except certain employees in the engineering department who are represented by the OE. Only employees at SJWC are union members. The current three-year bargaining agreements expired on December 31, 2022 and a tentative agreement has been negotiated and will begin in 2023 for the upcoming period, 2023 through 2025. Acceptance of the OE and the OWUA bargaining agreements are anticipated in the first quarter of 2023.

We may experience difficulties and delays in the collective bargaining process to reach suitable agreements with union employees, particularly in light of increasing healthcare and pension costs. In addition, changes in applicable law and regulations could have an adverse effect on management's negotiating position with the unions. Labor actions, work stoppages or the threat of work stoppages, and our failure to obtain favorable labor contract terms during future negotiations may adversely affect our business, financial condition, results of operations, cash flows and liquidity.

If we fail to maintain safe work sites, we can be exposed to not only people impacts but also to financial losses such as penalties and other liabilities.

Our safety record is critical to our reputation because our business operation involves inherently dangerous activities. We maintain health and safety standards to protect our employees, customers, vendors and the public. Although we intend to adhere to such health and safety standards and aim for zero injuries, it is difficult to avoid accidents at all times.

Our business sites, including construction and maintenance sites, often place our employees and others in close proximity with large pieces of heavy equipment, moving vehicles, pressurized water, underground trenches and vaults, chemicals and other regulated materials. On many sites we are responsible for safety and, accordingly, must implement safety procedures. If we fail to implement such procedures or if the procedures we implement are ineffective or are not followed by our employees or others, or if accidents occur outside of our control, our employees and others may be injured or die. Unsafe work sites also have the potential to increase employee turnover and raise our operating costs. Any of the foregoing could result in financial losses, which could have a material adverse impact on our business, financial condition, results of operations and cash flows.

In addition, our operations can involve the handling and storage of hazardous chemicals, which, if improperly handled, stored or disposed of, could subject us to penalties or other liabilities. We are also subject to regulations dealing with occupational health and safety. Although we maintain functional employee groups whose primary purpose is to ensure we implement effective health, safety, and environment work procedures throughout our organization, including construction sites and maintenance sites, the failure to comply with such regulations or procedures could subject us to a liability.

Risks Relating To Our Finances and Corporate Matters

We may not have sufficient cash flow or capital resources to fund capital expenditures of our water utility business.

The water utility business is capital-intensive. Expenditure levels for renewal and modernization of the system will grow at an increasing rate as components reach the end of their useful lives. SJW Group's subsidiaries fund capital expenditures through a variety of sources, including cash received from operations, funds received from developers as contributions or advances, borrowings through lines of credit and debt financings, as well as equity financings by SJW Group. We cannot provide any assurance that the historical sources of funds for capital expenditures will continue to be adequate or that the cost of funds will remain at levels permitting us to earn a reasonable rate of return. A significant change in any of the funding sources could impair the ability of Water Utility Services to fund its capital expenditures, which could impact our ability to grow our utility asset base and earnings. Any increase in the cost of capital through higher interest rates or otherwise could adversely affect our results of operations.

Our ability to raise capital through equity or debt may be affected by the economy and condition of the debt and equity markets. Disruptions in the capital and credit markets or deterioration in the strength of financial institutions could adversely affect SJW Group's ability to draw on its lines of credit, issue long-term debt or sell its equity. In addition, government policies, the state of the credit markets and other factors could result in increased interest rates, which would increase SJW Group's cost of capital. Furthermore, equity financings may result in dilution to our existing stockholders and debt financings may contain covenants that restrict the actions of SJW Group and its subsidiaries.

We have incurred substantial additional indebtedness that may reduce our business and operational flexibility and increase our borrowing costs.

We have incurred substantial indebtedness resulting in higher debt-to-equity ratio, which may have the effect, among other things, of: reducing our flexibility to respond to changing business, industry and economic conditions; increasing borrowing costs; placing us at a competitive disadvantage relative to other companies in our industry with less debt; potentially having an adverse effect on our issuer and issue ratings; requiring additional cash flow to be used to service debt instead of for other purposes; and potentially impairing our ability to obtain other financing.

In addition, the terms and conditions of such indebtedness, including financial covenants and restrictive covenants, may reduce our business flexibility and adversely affect our business, financial condition, results of operations and prospects. The agreements governing the indebtedness contain covenants that impose significant operating and financial limitations and restrictions on us, including restrictions on the ability to enter particular transactions and engage in other activities that we may believe will be advisable or necessary for our business. In addition, failure to comply with any of the covenants in our existing or future debt agreements could result in a default under those agreements and under other existing agreements containing cross-default provisions. A default would permit lenders to accelerate the maturity of indebtedness under these agreements and to foreclose upon any collateral securing such indebtedness. Under certain circumstances, we may not have sufficient funds or other resources to satisfy all of our obligations under our indebtedness, including principal and interest payments, which, if not cured, may cause an event of default.

The senior note borrowings of SJW Group, SJWC and SJWTX include certain financial covenants regarding a maximum debt to equity ratio and an interest coverage requirement. In the event the relevant borrower exceeds the maximum debt to equity ratio or interest coverage requirement, we may be restricted from issuing future debt. In addition, the pollution control revenue bonds issued on behalf of SJWC contain affirmative and negative covenants customary for a loan agreement relating to revenue bonds, including, among other things, certain disclosure obligations, the tax exempt status of the interest on the bonds, and limitations and prohibitions on the transfer of projects funded by the loan proceeds and assignment of the loan agreement.

CTWS and its subsidiaries are required to comply with certain covenants in connection with their various long term loan agreements. The most restrictive of these covenants are the requirements to maintain a consolidated debt to capitalization ratio of not more than 60%. Additionally, Maine Water has restrictions on cash dividends paid based on restricted net assets. In the event that we violate any of these covenants, an event of default may occur and all amounts due under such loans, senior notes or bonds may come due, which would have an adverse effect on our business operations and financial conditions.

SJW Group has committed to certain “ring-fencing” measures which will enhance CTWS’s separateness from SJW Group, which may limit SJW Group’s ability to influence the management and policies of CTWS (beyond the limitations included in other existing governance mechanisms).

Pursuant to the agreements related to the acquisition of CTWS and commitments made by SJW Group as part of the application for PURA and MPUC approval of the acquisition of CTWS, SJW Group has instituted certain “ring-fencing” measures to enhance CTWS’s separateness from SJW Group and to mitigate the risk that CTWS would be negatively impacted in the event of a bankruptcy or other adverse financial developments affecting SJW Group or its non-ring-fenced affiliates. These commitments became effective upon the closing of the acquisition.

In order to satisfy the ring-fencing commitments, SJW Group formed SJWNE LLC a wholly-owned special purpose entity (“SPE”) to own the capital stock of CTWS. The SPE, CTWS and its subsidiaries (collectively, the “CTWS Entities”) adopted certain measures designed to enhance their separateness from SJW Group, with the intention of mitigating the effects on the CTWS Entities of any bankruptcy of SJW Group and its affiliates other than the CTWS Entities (collectively, the “Non-CTWS Entities”). As a result of these ring-fencing measures, in certain situations, SJW Group will be restricted in its ability to access assets of the CTWS Entities as dividends or intracompany loans to satisfy the debt or contractual obligations of any Non-CTWS Entity, including any indebtedness or other contractual obligations of SJW Group. In addition, the ring-fencing structure may negatively impact SJW Group’s ability to achieve certain benefits, including synergies and economies of scale to reduce operating costs of the combined entity, that it anticipates will result from the merger. This ring-fencing structure also subjects SJW Group and the CTWS Entities to certain governance, operational and financial restrictions since the closing of the merger. Accordingly, SJW Group may be restricted in its ability to direct the management, policies and operations of the CTWS Entities, including the deployment or disposition of their respective assets, declarations of dividends, strategic planning and other important corporate issues. Further, the CTWS Entities’ directors have considerable autonomy and, as described in our commitments, have a duty to act in the best interest of the CTWS Entities consistent with the ring-fencing structure and applicable law, which may be contrary to SJW Group’s best interests or be in opposition to SJW Group’s preferred strategic direction for the CTWS Entities. To the extent they take actions that are not in SJW Group’s interests, our financial condition, results of operations and prospects may be materially adversely affected.

Our business strategy, which includes acquiring water systems and expanding non-tariffed services, will expose us to new risks which could have a material adverse effect on our business.

Our business strategy focuses on the following:

- (1) Regional regulated water utility operations;
- (2) Regional non-tariffed water utility related services provided in accordance with the guidelines established by the Regulators; and
- (3) Out-of-region water and utility related services.

As part of our pursuit of the above three strategic areas, we consider from time to time opportunities to acquire businesses and assets. However, we cannot be certain we will be successful in identifying and consummating any strategic business combination or acquisitions relating to such opportunities. In addition, the execution of our business strategy will expose us to different risks than those associated with the current utility operations. We expect to incur costs in connection with the execution of this strategy and any integration of an acquired business could involve significant costs, the assumption of certain known and unknown liabilities related to the acquired assets, the diversion of management's time and resources, the potential for a negative impact on SJW Group's financial position and operating results, entering markets in which SJW Group has no or limited direct prior experience and the potential loss of key employees of any acquired company. Any strategic combination or acquisition we decide to undertake may also impact our ability to finance our business, affect our compliance with regulatory requirements, and impose additional burdens on our operations. Any businesses we acquire may not achieve sales, customer growth and projected profitability that would justify the investment. Any difficulties we encounter in the integration process, including the integration of controls necessary for internal control and financial reporting, could interfere with our operations, reduce our operating margins and adversely affect our internal controls. SJW Group cannot be certain that any transaction will be successful or that it will not materially harm operating results or our financial condition.

Adverse investment returns and other factors may increase our pension costs and pension plan funding requirements.

A substantial number of our employees are covered by defined benefit pension plans. Our pension costs and the funded status of the plans are affected by a number of factors including the discount rate, applicable mortality tables, mortality rates of plan participants, investment returns on plan assets, and pension reform legislation. Any change in such factors could result in an increase in future pension costs and an increase in our pension liabilities, requiring an increase in plan contributions which may adversely affect our financial conditions and results of operations.

SJW Group's dividend policy is subject to the discretion of our board of directors and may be limited by legal and contractual requirements.

We anticipate to continue to pay a regular quarterly dividend, though any such determination to pay dividends will be at the discretion of our board of directors and will be dependent on then-existing conditions, including our financial condition, earnings, legal requirements, including limitations under Delaware law, restrictions in our credit agreements and other debt instruments that limit our ability to pay dividends to stockholders and other factors the board of directors deems relevant. The board of directors of SJW Group may, in its sole discretion, change the amount or frequency of dividends or discontinue the payment of dividends entirely. In addition, our subsidiaries may be subject to restrictions on their ability to pay dividends to us, including under state law, pursuant to regulatory commitments and under their credit agreements and other debt instruments. In this regard, the CTWS Entities are limited from paying dividends to us in certain circumstances under PURA and MPUC regulatory commitments. Any inability of our subsidiaries to pay us dividends may have a material and adverse effect on our ability to pay dividends to our stockholders.

Our charter documents and Delaware law could prevent a takeover that stockholders consider favorable and could also make it more difficult for stockholders to influence our policies or may reduce the rights of stockholders.

SJW Group's Certificate of Incorporation and Bylaws contain provisions that could delay or prevent a change in control of SJW Group. These provisions could also make it more difficult for our stockholders to elect directors and take other corporate actions. These provisions include, but are not limited to, the following:

- Authorizing Board of Directors to issue "blank check" preferred stock;
- Prohibiting cumulative voting in the election of directors;
- Limiting the ability of stockholders to call a special meeting of stockholders to only stockholders holding not less than 20% of outstanding voting power; and

- Requiring advance notification of stockholder nomination of directors and proposals.

These provisions may frustrate or prevent any attempts by stockholders of SJW Group to replace or remove its current management by making it more difficult for stockholders to replace members of the Board of Directors, which is responsible for appointing the members of management. In addition, the provisions of Section 203 of the Delaware General Corporate Law (“DGCL”) govern SJW Group. These provisions may prohibit large stockholders, in particular those owning 15% or more of our outstanding voting stock, from merging or combining with us for a certain period of time without the consent of the Board of Directors.

Furthermore, SJW Group’s Certificate of Incorporation provides that a state or federal court located within Delaware is the sole and exclusive forum (unless the company consents in writing to the selection of an alternate forum) for (i) any derivative action or proceeding brought on behalf of SJW Group, (ii) any action asserting a claim of breach of a fiduciary duty owed by any director, officer or other employee of SJW Group to the company or its stockholders, (iii) any action asserting a claim arising pursuant to any provision of the DGCL, or (iv) any action asserting a claim governed by the internal affairs doctrine. Such “exclusive forum” provision may limit a stockholder’s ability to bring a claim in a judicial forum that it finds favorable for disputes with SJW Group or its directors, officers or other employees, which may discourage such lawsuits against us and our directors, officers and other employees.

We may not be able to maintain adequate insurance coverage at reasonable costs, or at all, to cover all losses incurred in our operations

We maintain insurance coverage as part of our overall legal and risk management strategy to minimize potential liabilities arising from our operations. Our insurance programs have varying coverage limits, deductibles, exclusions and maximums, and our insurance coverages include, worker’s compensation, employer’s liability, damage to our property, general liability, pollution liability, cybersecurity, and automobile liability. Each policy includes either deductibles or self-insured retentions and policy limits for covered claims. As a result, we may sustain losses that exceed or are excluded from our insurance coverage or for which we are self-insured. The insurance companies may also seek to challenge, reduce or deny any claims we submit, which may prevent us from recovering fully the losses we incurred. In addition, insurance companies may increase premium or deductible or reduce coverage limits based on factors that are beyond our control, including industry trends, financial conditions of insurance companies and catastrophic events such as wildfire, earthquake and pandemic. There can be no assurance that we can secure all necessary or appropriate insurance in the future, or that such insurance can be obtained at reasonable cost, or at all.

General Risk Factors

We operate in areas subject to natural disasters, and we may be the target of terrorist activities and other physical threats.

We operate in areas that are prone to earthquakes, fires, floods, extreme weathers and other natural disasters. A significant seismic event in northern California, where the majority of our operations are concentrated, or other natural disaster in northern California, Connecticut, Texas or Maine could adversely impact our ability to deliver water to our customers and our costs of operations. A major disaster could damage or destroy our capital assets, harm our reputations and adversely affect our results of operations. The Regulators have historically allowed utilities to establish catastrophic event memorandum accounts as a possible mechanism to recover costs, such as the CEMA memorandum account in California. However, we can give no assurance that our regulators, or any other commission would allow any such cost recovery mechanism in the future.

In light of the potential threats to the nation’s health and security due to terrorist attacks, we have taken steps to increase security measures at our facilities and heighten employee awareness of threats to our water supply. We have also tightened our security measures regarding the delivery and handling of certain chemicals used in our business. In addition, because our operation requires us to interact extensively with the general public, we may be subject to complaints, threats and potentially violent actions by our customers or the public, which may disrupt our business activities and damage our reputation.

We have and will continue to bear increased costs for security precautions to protect our facilities, operations and supplies. These costs may be significant. While some of these costs are likely to be recovered in the form of higher rates, there can be no assurance that the Regulators will approve a rate increase to recover all or part of such costs and, as a result, our operating results and business may be adversely affected. Further, despite these tightened security measures, we may not be in a position to control the outcome of terrorist events should they occur.

Our operations, liquidity, and earnings may be adversely affected by wildfires and risk of fire hazards.

It is possible that wildfires and other fire hazards may occur more frequently, be of longer duration or impact larger areas as a result of drought-damaged plants and trees, lower humidity or higher winds that might be occurring as result of changed weather patterns. The effects of these natural disasters in California’s drought-prone areas, such as the Santa Cruz Mountains,

the watershed where SJWC typically obtains approximately up to 10% of its water supply, may temporarily compromise its surface water supply resulting in disruption in our services and litigation which could adversely affect our business, operating results, and financial condition.

If our surface water supply is compromised, we may have to interrupt the use of that water supply until we are able to substitute the flow of water from an alternative water source.

In addition, we may incur significant costs in order to treat the impacted source through expansion of our current treatment facilities, or development of new treatment methods. If we are unable to substitute water supply from an alternative water source, or to adequately treat the impacted water source in a cost-effective manner, there may be an adverse effect on our revenues, operating results, and financial condition. The costs we incur to secure an alternative water source or an increase in draws from our underground water system could be significant and may not be recoverable in rates.

Wildfires may destroy or cause damage to properties, facilities, equipment and other assets owned and operated by SJWC or result in personal injuries to our employees and personnel, which may cause temporary or permanent disruption to our water services. In such a case, we may be required to incur significant expenses to repair, replace or upgrade our assets, or to defend against costly litigation or disputes with third parties, any of which may adversely affect our business operations or financial conditions.

While we maintain a business insurance policy, such policy includes limitation and retention that may reduce, or in some cases eliminate, our ability to recover all or a substantial portion of the losses and damages due to wildfire. Our inability to rely fully on insurance coverage may negatively impact our results of operations. Losses by insurance companies resulting from wildfires in California may also cause insurance coverage for wildfire risks to become more expensive or unavailable under reasonable terms, and our insurance may be inadequate to recover all our losses incurred in a wildfire. Furthermore, we might not be allowed to recover in our rates any increased costs of wildfire insurance or the costs of any uninsured wildfire losses.

The price of our common stock may be volatile and may be affected by market conditions beyond our control.

The trading price of our common stock may fluctuate in the future based on a variety of factors, many of which are beyond our control and unrelated to our financial results. Factors that could cause fluctuations in the trading price of our common stock include volatility of the general stock market or the utility index, regulatory developments, public announcement of material development in strategic transactions general economic conditions and trends, actual or anticipated changes or fluctuations in our results of operations, actual or anticipated changes in the expectations of investors or securities analysts, actual or anticipated developments in our competitors' businesses or the competitive landscape generally, litigation involving us or our industry, and major catastrophic event(s) or sales of large blocks of our stock. Furthermore, we believe that stockholders invest in public stocks in part because they seek reliable dividend payments. If there is an oversupply of stock of public utilities in the market relative to demand by such investors, the trading price of our common stock may decrease. Additionally, if interest rates rise above the dividend yield offered by our common stock, demand for our stock and its trading price may also decrease.

We must continue to attract and retain qualified technical and managerial personnel in order to succeed.

Our future success depends substantially upon our ability to attract and retain highly skilled technical, operational and financial managers. There is a significant competition for such personnel in our industry. Our ability to recruit and retain qualified personnel depends on many factors, including but are not limited to, our ability to provide competitive compensation and benefit packages, availability of talents in our industry, general workforce trends and macroeconomic conditions. The loss of the services of any member of our management team or the inability to hire and retain experienced management personnel could have an adverse effect on our business, as our management team has knowledge of our industry and customers and would be difficult to replace. We try to ensure that we offer competitive compensation and benefits as well as conduct succession planning and provide opportunities for continued development, and we continually strive to recruit and train qualified personnel and retain key employees. There can be no assurance, however, that we will continue to be successful in attracting and retaining the personnel we require to grow and operate profitably.

Item 1B. *Unresolved Staff Comments*

None.

Item 2. Properties

The properties of SJWC consist of a unified water production system located in the County of Santa Clara in the State of California. In general, the property is comprised of franchise rights, water rights, necessary rights-of-way, approximately 6,400 acres of land held in fee (which is primarily non-developable watershed), impounding reservoirs with a capacity of approximately 2.256 billion gallons, 2,491 miles of transmission and distribution mains, distribution storage of approximately 194 million gallons, wells, boosting facilities, diversions, surface water treatment plants, equipment, office buildings and other property necessary to provide water service to its customers.

SJWC maintains all of its properties in good operating condition in accordance with customary practice for a water utility. SJWC’s groundwater pumping stations have a production capacity of approximately 264 million gallons per day and the present capacity for taking purchased water is approximately 84 million gallons per day. The surface water collection system has a physical delivery capacity of approximately 35 million gallons per day. During 2022, a maximum and average of 120 million gallons and 92 million gallons of water per day, respectively, were delivered to the system.

The properties of CTWS consist of land, easements, rights (including water rights), buildings, reservoirs with a capacity of approximately 9.4 billion gallons, standpipes, dams, wells, supply lines, water treatment plants, pumping plants, 2,317 miles of transmission and distribution mains and other facilities and equipment used for the collection, purification, storage and distribution of water throughout Connecticut and Maine. In certain cases, Connecticut Water and Maine Water are or may be a party to limited contractual arrangements for the provision of water supply from neighboring utilities.

Sources of water supply owned, maintained and operated by CTWS include 25 surface water reservoirs and 108 well fields. In addition, Connecticut Water and Maine Water have agreements with various neighboring water utilities to provide water, at negotiated rates, to our water systems. Collectively, these sources have the capacity to deliver approximately 84 million gallons of potable water daily to the 27 major operating systems. CTWS also owns, maintains and operates 50 small, non-interconnected satellite and consecutive water systems, that combined, have the ability to deliver about 3.5 million gallons of additional water per day to their respective systems. CTWS’s 30 water treatment plants have a combined treatment capacity of approximately 52 million gallons per day. In addition, CTWS owns and operates one wastewater treatment plant with a capacity of 780,000 gallons per day.

SJWTX maintains a service area that covers approximately 268 square miles located in the southern region of the Texas hill country in Bandera, Blanco, Comal, Hays, Kendall, Medina and Travis counties. The majority of the service area surrounds an 8,200 surface acre reservoir, Canyon Lake. SJWTX production wells have the ability to pump a combined 5.8 billion gallons annually. SJWTX has contracts for 2 billion gallons of untreated surface water and 235 million gallons of treated surface water from the GBRA annually, and 81 million gallons of treated surface water from LCRA. SJWTX owns and operates three surface water treatment plants with a combined production capacity of 9 million gallons per day. SJWTX has 764 miles of transmission and distribution mains and maintains 78 storage tanks with a total storage capacity of 12.4 million gallons. SJWTX owns and operates four wastewater treatment plants with a combined capacity of 293,500 gallons per day.

Water Utility Services hold all of its principal properties in fee simple, subject to current tax and assessment liens, rights-of-way, easements, and certain minor defects in title which do not materially affect their use. A substantial portion of treatment, storage and distribution properties owned by Maine Water are subject to liens of mortgage or indentures that secure bonds, notes and other evidences of long-term indebtedness.

As of December 31, 2022, SJW Land Company and Chester Realty, Inc. own approximately 101 acres of property in the State of California, 55 acres of property in the State of Tennessee and 23 acres of property in State of Connecticut.

The following table is a summary of SJW Land Company and Chester Realty, Inc. properties described previously:

Description	Location	Acreage	Square Footage	% for Year Ended December 31, 2022 of Real Estate Services	
				Revenue	Expense
Warehouse building	Knoxville, Tennessee	30	361,500	52 %	42 %
Commercial building	Knoxville, Tennessee	15	135,000	47 %	57 %
Undeveloped land and parking lot	Knoxville, Tennessee	10	N/A	N/A	N/A
Undeveloped land	San Jose, CA	101	N/A	N/A	N/A
Commercial building	Clinton, CT	22	9,000	1 %	1 %
Commercial building	Guilford, CT	1	1,300	— %	— %

Item 3. *Legal Proceedings*

SJW Group and its subsidiaries are subject to ordinary routine litigation incidental to its business. There are no pending legal proceedings to which SJW Group or any of its subsidiaries is a party, or to which any of its properties is the subject, that are expected to have a material effect on SJW Group's business, financial position, results of operations or cash flows.

Item 4. *Mine Safety Disclosures*

None.

PART II

Item 5. *Market for Registrant’s Common Equity, Related Stockholder Matters and Issuer Purchases of Equity Securities*

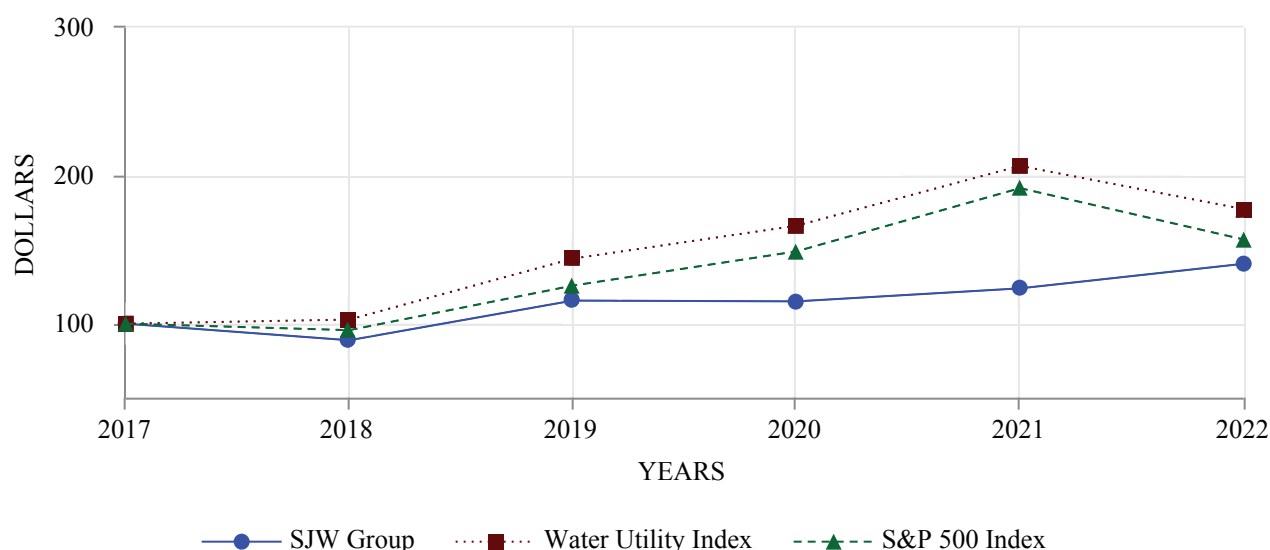
Market Information

SJW Group’s common stock is traded on the New York Stock Exchange under the symbol “SJW”. As of December 31, 2022, there were 291 record holders of SJW Group’s common stock, excluding those shares held in street or nominee name.

Five-Year Performance Graph

The following performance graph compares the changes in the cumulative stockholder return on SJW Group’s common stock with the cumulative total return on a Water Utility Index and the Standard & Poor’s 500 Index during the last five years ended December 31, 2022. The comparison assumes \$100 was invested on December 31, 2017 in SJW Group’s common stock and in each of the foregoing indices and assumes reinvestment of dividends.

**COMPARISON OF FIVE YEAR CUMULATIVE TOTAL RETURN
Among SJW Group, a Water Utility Index and the S&P 500 Index**



The following descriptive data of the performance graph is supplied in accordance with Rule 304(d) of Regulation S-T (numbers represent U.S. dollars (\$)):

	2017	2018	2019	2020	2021	2022
SJW Group.....	\$ 100	89	116	115	124	140
Water Utility Index.....	\$ 100	103	144	166	207	177
S&P 500 Index.....	\$ 100	96	126	149	192	157

The Water Utility Index is the 9 water company Water Utility Index (including CTWS up to the time of its merger with SJW Group) prepared by Wells Fargo Securities, LLC. The above performance graph and related information shall not be deemed “soliciting material” or to be “filed” with the SEC, nor shall such information be incorporated by reference into any future filing under the Securities Act of 1933 or Securities Exchange Act of 1934, each as amended, except to the extent that the company specifically incorporates it by reference into such filing.

Item 6. [Reserved]

Item 7. Management’s Discussion and Analysis of Financial Condition and Results of Operations
(Dollar amounts in thousands, except where otherwise noted)

The following discussion and analysis of our financial condition and results of operations should be read together with “Forward-Looking Statements,” Part I, Item 1 “Business,” Part I, Item 1A “Risk Factors,” and our consolidated financial statements and notes included under Item 8 of this Annual Report on Form 10-K.

Business Strategy for Water Utility Services

SJW Group focuses its business initiatives in three strategic areas:

- (1) Investing in regional regulated water utility operations to support the health, safety and quality of life of our customers;
- (2) Regional non-tariffed water utility related services provided in accordance with the guidelines established by the CPUC in California, PURA in Connecticut, PUCT in Texas, and MPUC in Maine; and
- (3) Out-of-region water and utility related services.

Regional Regulated Activities

SJW Group’s regulated utility operation is conducted through SJWC, Connecticut Water, SJWTX and Maine Water. SJW Group plans and applies a diligent and disciplined approach to maintaining and improving its water system infrastructures and also seeks to acquire regulated water systems adjacent to or near its existing service territory. Connecticut Water and SJWTX also provides regulated wastewater services.

The United States water utility industry is largely fragmented and is dominated by municipal-owned water systems. The water industry is regulated, and provides a life-sustaining product. This makes water utilities subject to lower business cycle risks than non-tariffed industries.

Regional Non-tariffed Activities

Operating in accordance with guidelines established by the CPUC, SJWC provides non-tariffed services, such as water system operations, maintenance agreements and antenna site leases under agreements with municipalities and other utilities. SJWTX provides non-tariffed wholesale water service to adjacent utilities and non-tariffed wastewater services. CTWS provides non-tariffed services, such as water system operations and maintenance under agreements with municipalities and other utilities. Additionally, CTWS offers *Linebacker*[®], an optional service line protection program covering a limited amount of the cost of repairs for leaking or broken water and wastewater service lines and in-home plumbing to eligible residential customers in Connecticut and water service lines to eligible residential customers in Maine.

SJW Group also seeks appropriate non-tariffed business opportunities that complement its existing operations or that allow it to extend its core competencies beyond existing operations. SJW Group seeks opportunities to fully utilize its capabilities and existing capacity by providing services to other regional water systems, which also will benefit its existing regional customers.

Out-of-Region Opportunities

SJW Group also from time to time pursues opportunities to participate in out-of-region water and utility related services, particularly regulated water and wastewater businesses. SJW Group evaluates out-of-region and out-of-state opportunities that meet SJW Group’s risk and return profile.

The factors SJW Group considers in evaluating such opportunities include:

- Potential profitability;
- Regulatory environment;
- Additional growth opportunities within the region;
- Water supply, water quality and environmental issues;
- Capital requirements;
- General economic conditions; and
- Synergy potential.

As part of our pursuit of the above three strategic areas, we consider from time to time opportunities to acquire businesses and assets. However, we cannot be certain we will be successful in identifying and consummating any strategic business combination or acquisitions relating to such opportunities. In addition, the execution of our business strategy will expose us to different risks than those associated with the current utility operations. We expect to incur costs in connection with the execution of this strategy and any integration of an acquired business could involve significant costs, the assumption of certain known and unknown liabilities related to the acquired assets, the diversion of management's time and resources, the potential for a negative impact on SJW Group's financial position and operating results, entering markets in which SJW Group has no or limited direct prior experience and the potential loss of key employees of any acquired company. Any strategic combination or acquisition we decide to undertake may also impact our ability to finance our business, affect our compliance with regulatory requirements, and impose additional burdens on our operations. Any businesses we acquire may not achieve sales, customer growth and projected profitability that would justify the investment. Any difficulties we encounter in the integration process, including the integration of controls necessary for internal control and financial reporting, could interfere with our operations, reduce our operating margins and adversely affect our internal controls. SJW Group cannot be certain that any transaction will be successful or that it will not materially harm operating results or our financial condition.

Real Estate Services

SJW Group's real estate investment activity is conducted through SJW Land Company and Chester Realty, Inc. SJW Land Company owns undeveloped land in California and Tennessee and owns and operates commercial buildings in Tennessee. Chester Realty, Inc. owns and operates land and commercial buildings in the State of Connecticut. SJW Land Company and Chester Realty, Inc. manage its acquired income producing and other properties until such time a determination is made to reinvest proceeds from sale of such properties.

Critical Accounting Policies

SJW Group has identified accounting policies delineated below as the policies critical to its business operations and the understanding of the results of operations. The preparation of consolidated financial statements requires management to make estimates and assumptions that affect the reported amounts of assets and liabilities at the date of the consolidated financial statements and revenues and expenses during the reporting period. SJW Group bases its estimates on historical experience and other assumptions that are believed to be reasonable under the circumstances. For a detailed discussion on the application of these and other accounting policies, see Note 2 of "Notes to Consolidated Financial Statements." SJW Group's critical accounting policies are as follows:

Recognition of Regulatory Assets and Liabilities

Generally accepted accounting principles for water utilities include the recognition of regulatory assets and liabilities as permitted by ASC Topic 980. In accordance with ASC Topic 980, Water Utility Services, to the extent applicable, records deferred costs and credits on the balance sheet as regulatory assets and liabilities when it is probable that these costs and credits will be recognized in the ratemaking process in a period different from when the costs and credits are incurred. Accounting for such costs and credits is based on management's judgment and prior historical ratemaking practices, and it occurs when management determines that it is probable that these costs and credits will be recognized in the future revenue of Water Utility Services through the ratemaking process. The regulatory assets and liabilities recorded by Water Utility Services primarily relate to the recognition of deferred income taxes for ratemaking versus tax accounting purposes, balancing and memorandum accounts, postretirement pension benefits, medical costs, accrued benefits for vacation and asset retirement obligations that have not been passed through in rates. The company primarily adjusts the related asset and liabilities for these items through its regulatory asset and liability accounts on a monthly basis. The disallowance of any asset in future ratemaking, including deferred regulatory assets, would require Water Utility Services to immediately recognize the impact of the costs for financial reporting purposes. No disallowances were recognized during the years ended December 31, 2022 and 2021.

Recognition of Balancing and Memorandum Accounts

Balancing and memorandum accounts are utilized by our California operations. The purpose of a balancing account is to track the under-collection or over-collection associated with expense changes and the revenue authorized by the CPUC to offset those expense changes. Pursuant to Section 792.5 of the California Public Utilities Code, a balancing account must be maintained for expense items for which revenue offsets have been authorized.

Balancing accounts are currently being maintained for the following items: purchased water, purchased power, groundwater extraction charges, pensions, and general rate case and cost of capital true-ups. The amount in the water production balancing accounts varies with the seasonality of the water utility business such that, during the summer months when the demand for water is at its peak, the account tends to reflect an under-collection, while during the winter months when demand for water is relatively lower, the account tends to reflect an over-collection. The pension balancing account is intended to capture the

difference between actual pension expense and the amount approved in rates by the CPUC. The general rate case true-up accounts are a result of revenue shortfalls authorized for collection or refund by the CPUC due to delayed rate case and cost of capital decisions.

SJWC also maintains memorandum accounts to track revenue impacts due to catastrophic events, certain unforeseen water quality expenses related to new federal and state water quality standards, energy efficiency, water conservation, water tariffs, and other approved activities or as directed by the CPUC. The Monterey Water Revenue Adjustment Mechanism tracks the difference between the revenue received for actual metered sales through the tiered volumetric rate and the revenue that would have been received with the same actual metered sales if a uniform rate would have been in effect.

Balancing and memorandum accounts are recognized by SJWC when it is probable that future recovery of previously incurred costs or future refunds that are to be credited to customers will occur through the ratemaking process. In addition, in the case of special revenue programs such as the WCMA, SJWC follows the requirements of ASC Topic 980-605-25—“Alternative Revenue Programs” in determining revenue recognition, including the requirement that such revenues will be collected within 24 months of the year-end in which the revenue is recorded. A reserve is recorded for amounts SJW Group estimates will not be collected within the 24-month period. This reserve is based on an estimate of actual usage over the recovery period, offset by applicable drought surcharges. In assessing the probability criteria for balancing and memorandum accounts between general rate cases, SJWC considers evidence that may exist prior to CPUC authorization that would satisfy ASC Topic 980 subtopic 340-25 recognition criteria. Such evidence may include regulatory rules and decisions, past practices, and other facts and circumstances that would indicate that recovery or refund is probable. When such evidence provides sufficient support, the balances are recorded in SJW Group’s financial statements.

It is typical for the CPUC to incorporate any over-collected and/or under-collected balances in balancing or memorandum accounts into customer rates at the time rate decisions are made as part of SJWC’s general rate case proceedings by assessing temporary surcredits and/or surcharges. In the case where SJWC’s balancing or memorandum-type accounts that have been authorized by the CPUC reach certain thresholds or have termination dates, SJWC can request the CPUC to recognize the amounts in customer rates prior to the next regular general rate case proceeding by filing an advice letter.

Goodwill

Goodwill represents the excess of the purchase price paid over the estimated fair value of the assets acquired and liabilities assumed in the acquisition of a business. Goodwill is not amortized but is tested for impairment annually on October 1st or more frequently if an event occurs or circumstances change that would more likely than not, reduce the fair value of a reporting unit below its carrying amount. SJW Group first performs a qualitative assessment to determine whether it is necessary to perform the quantitative impairment test. In assessing the qualitative factors, SJW Group considers the impact of these key factors: change in industry and competitive environment, financial performance, macroeconomic conditions, and other relevant Company-specific events. If SJW Group determines that as a result of the qualitative assessment it is more likely than not (> 50% likelihood) that the fair value is less than carrying amount, then a quantitative test is performed. SJW Group’s goodwill is primarily associated with the 2019 acquisition of CTWS. SJW Group performed an impairment analysis as of October 1, 2022. The qualitative assessment found no indicators of impairment and therefore did not perform the quantitative impairment test. No impairments occurred during 2022, 2021 or 2020.

Factors Affecting Our Results of Operations

SJW Group’s financial condition and results of operations are influenced by a variety of factors including the following:

- Economic utility regulation;
- Infrastructure investment;
- Compliance with environmental, health and safety standards;
- Production expenses;
- Customer growth;
- Water usage per customer;
- Weather conditions, seasonality and sources of water supply; and
- Merger and acquisition activities, if any.

Economic Utility Regulation

Water Utility Services is generally subject to economic regulation by the Regulators overseeing public utilities. Regulatory policies vary from state to state and may change over time. In addition, there may be regulatory lag between the time a capital investment is made, a consumption decrease occurs, or an operating expense increases and when those items are adjusted in utility rates.

SJWC employs a forward-looking test year and has been authorized to use several mechanisms to mitigate risks faced due to regulatory lag and new and changing legislation, policies and regulation. These include memorandum accounts to track revenue impacts due to catastrophic events, certain unforeseen water quality expenses related to new federal and state water quality standards, energy efficiency, water conservation, water tariffs, and other approved activities or as directed by the CPUC. Rate recovery for the balances in these memorandum accounts is generally allowed in a subsequent general rate case. SJWC also maintains balancing accounts to track changes in purchased water, purchased power, groundwater extraction charges and pension costs for later rate recovery. Regulatory risk in California is mitigated by use of a forward-looking test year which allows the return on and return of utility plant on a forecasted basis as it is placed in service, and in some cases interim rate relief is allowed in the event of regulatory lag. The CPUC permits its regulated utilities to acquire other utilities if the proposed sale and asset purchase transaction is determined to be in the public interest. Under Public Utilities Code § 2720, the purchase price, subject to a reasonable test involving appraisals from the acquirer as well as the Public Advocates Office, represents the Fair Market Value. Upon CPUC approval, acquiring utilities can include the Fair Market Value in rate base.

Pursuant to Connecticut regulations, Connecticut Water employs a historical test year. To address regulatory risk due to regulatory lag and changing legislation policies and regulations, rate cases may be filed as necessary in Connecticut. Additionally, to mitigate regulatory lag for pipeline replacement and conservation related projects, the Connecticut State Legislature has approved WICA that allows for a surcharge to be added to customer bills semi-annually for certain eligible pre-approved projects. Further to mitigate risks from variations in revenues from changes in customer usage, the Connecticut State Legislature has approved a WRA to provide for recovery of the company's authorized revenues.

Pursuant to Texas regulation, SJWTX employs a historical test year. To address regulatory risk due to regulatory lag and changing legislation policies and regulations, rate cases may be filed as necessary in Texas, provided there is no current rate case outstanding. Further, rate cases may not be filed more frequently than once every 12 months. Additionally, to mitigate regulatory lag for capital improvements, Texas seeks to implement its first SIC. The SIC will allow SJWTX to earn a return on some of its capital improvements made after 2020 through a surcharge to its customers. The SIC is a cost recovery mechanism recently adopted in Texas that avoids the immediate need for a general rate case. The PUCT permits the acquisition of utilities using a process termed the Fair Market Value. This process brings in three appraisers to determine the market value of a system which the acquiring utility can apply as the value of utility plant included in rate base. In addition, after recent legislation the PUCT adopted rules allowing the application of the Filed Rate Doctrine. This allows water utilities the option of applying their previously approved rates to the customers of newly acquired systems, which encourages consolidation by minimizing rate case expenses.

Pursuant to Maine regulations, Maine Water employs a historical test year. To address regulatory risk due to regulatory lag and changing legislation policies and regulations, rate cases may be filed as necessary in Maine. Additionally, to mitigate regulatory lag for all infrastructure replacements (except meters), the Maine State Legislature has approved of WISC that allows for a surcharge to be added to customer bills semi-annually for certain pre-approved projects.

Infrastructure Investment

The water utility business is capital-intensive. In 2022 and 2021, company-funded capital improvements were \$218,784 and \$233,933, respectively, for additions to, or replacements of, property, plant and equipment for our Water Utility Services. We plan to spend approximately \$255,053 in 2023 and \$1,353,390 over five years for capital improvements. SJW Group funds these expenditures through a variety of sources, including earnings received from operations, debt and equity financing, and other borrowings. SJW Group relies upon lines of credit to fund capital expenditures in the short term and has historically issued long-term debt to refinance our short-term debt. While our ability to obtain financing will continue to be a key risk, we believe that based on our successful 2022 activities, we will have access to the external funding sources necessary to implement our on-going capital investment programs in the future.

Compliance with Environmental, Health and Safety Standards

Water Utility Services' operations are subject to water quality and pollution control regulations issued by the EPA and environmental laws and regulations administered by the respective states and local regulatory agencies. Under the federal Safe Drinking Water Act, Water Utility Services is subject to regulation by the EPA of the quality of water it sells and treatment techniques it uses to make the water potable. The EPA promulgates nationally applicable standards, including maximum contaminant levels for drinking water. Water Utility Services has implemented monitoring activities and installed specific

water treatment improvements enabling it to comply with existing maximum contaminant levels and plan for compliance with future drinking water regulations. However, the EPA and the respective state agencies have continuing authority to issue additional regulations under the Safe Drinking Water Act. Water Utility Services incur substantial costs associated with compliance with environmental, health and safety and water quality regulation to which our water services are subject.

Environmental, health and safety and water quality regulations are complex and change frequently, and the overall trend has been that they have become more stringent over time. It is possible that new or more stringent environmental standards and water quality regulations could be imposed that will increase Water Utility Services' water quality compliance costs, hamper Water Utility Services' available water supplies, and increase future capital expenditures. Future drinking water regulations may require increased monitoring, additional treatment of underground water supplies, fluoridation of all supplies, more stringent performance standards for treatment plants and procedures to further reduce levels of disinfection by-products. In the past, Water Utility Services have generally been able to recover expenses associated with compliance related to environmental, health and safety standards, but future recoveries could be affected by regulatory lag and the corresponding uncertainties surrounding rate recovery.

Production Expenses

Water Utility Services' operations require significant production inputs which result in substantial production expenses. These expenses include power, which is used to operate pumps and other equipment, purchased water and groundwater extraction charges. For 2022, production expenses accounted for approximately 48% of our total operating expenses. Price increases associated with these production inputs would adversely impact our results of operations until rate relief is granted.

Customer Growth

Customer growth in our Water Utility Services' is driven by: (i) organic population growth within our authorized service areas and (ii) the addition of new customers to our regulated customer base by acquiring regulated water systems adjacent to or near our existing service territories. During 2022, we had cash outflows of \$433 for business acquisitions and water rights which we believe will allow SJW Group to expand our regulated customer base. Before entering new regulated markets, we evaluate the regulatory environment to ensure that we will have the opportunity to achieve an appropriate rate of return on our investment while maintaining our high standards for quality, reliability and compliance with environmental, health and safety and water quality standards.

Water Usage Per Customer

Fluctuations in customer demand for water could be due to seasonality, restrictions of use, weather or lifestyle choices, all of which could affect Water Utility Services' results of operations.

SJWC residential usage decreased 11.1% and 11.4% from 2021 to 2022 and from 2020 to 2021, respectively. SJWC business usage decreased 5.7% and 2.7% from 2021 to 2022 and from 2020 to 2021, respectively. Residential and business usage was lower by 12.50% and 2.40%, respectively, than the amount authorized in our 2022-2024 general rate case. SJWC's service area is currently under mandatory 15% reduction of 2019 water consumption since 2021. To address the difference between conservation usage and authorized usage in the rate case, the CPUC has approved the activation of the WCMA which tracks the divergence between authorized versus actual consumption in a balancing account for future recovery. SJWTX residential and business usage increased 8.5% from 2021 to 2022 and decreased 8.5% from 2020 to 2021. Connecticut Water residential usage decreased 0.5% and 10.2% from 2021 to 2022 and from 2020 to 2021, respectively. Connecticut Water business usage increased 26% and 4% from 2021 to 2022 and from 2020 to 2021, respectively. With the availability of the WRA in Connecticut, which allows for recovery of authorized revenues, decreases in consumption year to year do not present the same financial risk as in our other water utility services utilities. Maine Water residential usage decreased 5.4% and 0.2% from 2021 to 2022 and from 2020 to 2021, respectively. Maine Water business usage increased 12.2% and 5.7% from 2021 to 2022 and from 2020 to 2021, respectively.

Weather Conditions, Seasonality and Sources of Water Supply

Our ability to meet the existing and future water demands of our customers depends on an adequate supply of water. Drought, governmental restrictions, overuse of sources of water, the protection of threatened species or habitats or other factors may limit the availability of ground and surface water. Also, customer usage of water is affected by weather conditions, in particular during the warmer months. Our water systems experience higher demand in the summer due to the warmer temperatures and increased usage by customers for outside irrigation of lawns and landscaping. In periods of drought, if customers are encouraged or required to conserve water due to a shortage of supply or restriction of use, revenue tends to be lower. Water use restrictions may be imposed at a regional or state level and may affect our service areas regardless of our readiness to meet unrestricted customer demands. Similarly, in unusually wet periods, water supply tends to be higher and customer demand tends to be lower, again resulting in lower revenues.

SJWC believes that its various sources of water supply, which consists of groundwater from wells, surface water from watershed run-off and diversion, reclaimed water, and purchased imported water, will be sufficient to meet customer demand for 2023. In addition, SJWC actively works with Valley Water to address California’s long-term water supply challenges by continuing to educate customers on responsible water use practices and to conduct long-range water supply planning. Connecticut Water and Maine Water believes that they will be able to meet customer demand for 2023 with their existing water supply which consists of groundwater from wells, surface water in reservoirs and purchased water treated by neighboring water utilities. SJWTX believes that it will be able to meet customer demand for 2023 with their water supply which consists of groundwater from wells and purchased treated and raw water from the GBRA.

Results of Operations

Among other things, water sales are seasonal in nature and influenced by weather conditions. The timing of precipitation and climatic conditions can cause seasonal water consumption by customers to vary significantly. Revenue is generally higher in the warm, dry summer months when water usage and sales are greater and lower in the winter months when cooler temperatures and increased rainfall curtail water usage and sales.

See Item 1, “Business” and Item 1A, “Risk Factors” for a discussion of SJW Group’s general business and regulatory activities as well the ongoing drought in California.

Overview

SJW Group’s consolidated net income for the year ended December 31, 2022 was \$73,828, compared to \$60,478 for the same period in 2021. This represents an increase of \$13,350 or 22%, from 2021. Consolidated net income in 2022 includes a gain on the sale of nonutility property of \$5,557, offset by the impacts of \$3,596 related to SJWC’s Order Instituting Investigation (“OII”) settlement and \$2,200 related to depreciation on certain Cupertino concession assets.

Operating Revenue

Operating revenue by segment was as follows:

Operating Revenue

	2022	2021	2020
Water Utility Services	\$ 615,093	568,307	558,994
Real Estate Services	5,605	5,379	5,532
	<u>\$ 620,698</u>	<u>573,686</u>	<u>564,526</u>

The change in consolidated operating revenues was due to the following factors:

	2022 vs. 2021 Increase/(decrease)		2021 vs. 2020 Increase/(decrease)	
Water Utility Services:				
Consumption changes	\$ (14,302)	(3)%	\$ (24,702)	(4)%
Increase in customers	5,082	1 %	2,896	1 %
Rate increases	38,706	7 %	25,179	4 %
Texas winter storm customer credits	839	— %	(839)	— %
Balancing and memorandum accounts:				
Water Conservation Memorandum Account	798	— %	3,243	1 %
2022 GRC true-up memorandum account	20,650	4 %	—	— %
All other	1,254	— %	698	— %
Other regulatory mechanisms	(6,406)	(1)%	2,491	— %
Other	165	— %	347	— %
Real Estate Services	226	— %	(153)	— %
	<u>\$ 47,012</u>	<u>8 %</u>	<u>\$ 9,160</u>	<u>2 %</u>

2022 vs. 2021

The revenue increase consists of \$46,786 from Water Utility Services and \$226 from Real Estate Services.

The revenue increase for Water Utility Services is primarily due to an increase in authorized rates which resulted in \$38,706 of additional revenue, \$20,650 increase in 2022 GRC true-up memorandum account in California, a net increase in revenue recognized from certain balancing and memorandum accounts of \$2,052, an increase due to new customers of \$5,082, and an increase of \$839 from the winter storm credits in Texas recorded in the prior year, partially offset by a decreases of \$14,302 due to lower usage and \$6,406 in other regulatory mechanisms.

2021 vs. 2020

The revenue increase consists of \$9,313 from Water Utility Services offset by a \$153 decrease from Real Estate Services.

The revenue increase for Water Utility Services is primarily due to an increase in authorized rates which resulted in \$25,179 of additional revenue, a net increase in revenue recognized from certain balancing and memorandum accounts of \$3,941, an increase due to new customers of \$2,896, and an increase in other regulatory mechanisms of \$2,491, partially offset by a decrease in revenue of \$24,702 due to lower usage and a decrease of \$839 from the winter storm credits in Texas.

Water Utility Services' Operating Revenue and Customer Counts

The following tables present operating revenues and number of customers by customer group of Water Utility Services:

Operating Revenue by Customer Group

	2022	2021	2020
Residential and business	\$ 509,284	487,038	487,675
Industrial	5,619	5,216	5,025
Public authorities	22,633	20,942	20,534
Others	50,821	45,968	45,376
Balancing and memorandum accounts and other regulatory mechanisms	26,736	9,143	384
	<u>\$ 615,093</u>	<u>568,307</u>	<u>558,994</u>

Number of Customers

	2022	2021	2020
Residential and business	384,346	380,416	372,641
Industrial	609	608	605
Public authorities	2,389	2,387	2,406
Others	10,982	10,873	13,641
	<u>398,326</u>	<u>394,284</u>	<u>389,293</u>

Operating Expense

Operating expense by segment was as follows:

Operating Expense

	2022	2021	2020
Water Utility Services	\$ 482,679	456,539	438,318
Real Estate Services	3,719	3,585	3,510
All Other	3,322	2,403	5,028
	<u>\$ 489,720</u>	<u>462,527</u>	<u>446,856</u>

The change in consolidated operating expenses was due to the following factors:

	2022 vs. 2021 Increase/(decrease)		2021 vs. 2020 Increase/(decrease)	
Water production expenses:				
Change in surface water supply	\$ (7,262)	(2)%	\$ 3,897	1 %
Change in usage and new customers	(15,311)	(3)%	(13,534)	(3)%
Purchased water and groundwater extraction charge and energy price increase	28,576	6 %	11,626	3 %
Balance and memorandum account cost recovery	(2,296)	— %	1,302	— %
Total water production expenses	3,707	1 %	3,291	1 %
Administrative and general	6,576	2 %	6,649	2 %
Balance and memorandum account cost recovery	1,496	— %	942	— %
Maintenance	4,703	1 %	2,654	1 %
Balance and memorandum account cost recovery	—	— %	1,219	— %
Property taxes and other non-income taxes	1,608	— %	1,078	— %
Depreciation and amortization	10,017	2 %	5,121	1 %
Impairment of long lived assets	(2,211)	— %	2,211	— %
Sale of nonutility property	1,297	— %	(7,494)	(2)%
	\$ 27,193	6 %	\$ 15,671	3 %

Sources of Water Supply

SJWC's water supply consists of groundwater from wells, surface water from watershed run-off and diversion, reclaimed water, and imported water purchased from Valley Water under the terms of a master contract with Valley Water expiring in 2051. Surface water is sourced from SJWC's 6,400 acre of watershed in the Santa Cruz mountains. In 2022, SJWC's general rate case decision approved the use of the Full Cost Balancing Account which mitigates the cost of the water supply from changes and variations in quantities from each of these sources affect the overall mix of the water supply. The water rates for purchased water and the groundwater extraction charge may be increased by Valley Water at any time. If an increase occurs, then SJWC would file an advice letter with the CPUC seeking authorization to increase revenues to offset the rate increase.

Connecticut Water's water sources vary among the individual systems, but overall approximately 80% of the total dependable yield comes from surface water supplies and 20% from wells. In addition, Connecticut Water has water supply agreements to supplement its water supply with the South Central Connecticut Regional Water Authority and The Metropolitan District that expire in 2058 and 2053, respectively.

SJWTX's water supply consists of groundwater from wells and purchased treated and raw water from the GBRA. SJWTX has long-term agreements with the GBRA, which expire in 2037, 2040, 2044 and 2050. The agreements, which are take-or-pay contracts, provide SJWTX with an aggregate of 7,650 acre-feet of water per year from Canyon Lake at prices that may be adjusted periodically by GBRA. SJWTX also has raw water supply agreements with the LCRA and WTPUA expiring in 2059 and 2046, respectively, to provide for 350 acre-feet of water per year from Lake Austin and the Colorado River, respectively, at prices that may be adjusted periodically by the agencies.

Water sources at Maine Water vary among the individual systems, but overall approximately 90% of the total dependable yield comes from surface water supplies and 10% from wells. Maine Water has a water supply agreement with the Kennebec Water District expiring in 2040.

The following table presents the sources of water supply for water utility services:

	Source of Water Supply		
	2022	2021	2020
	(million gallons) (MG)		
Purchased water	19,720	19,805	21,553
Groundwater	18,226	21,229	21,248
Surface water	10,526	9,160	10,005
Reclaimed water	861	847	798
	49,333	51,041	53,604
Average water production expense per MG	\$ 4,719	4,488	4,212

The percentages of water supply by source excluding reclaimed water by state is presented below:

	Purchased Water			Groundwater			Surface Water		
	2022	2021	2020	2022	2021	2020	2022	2021	2020
California	52 %	50 %	52 %	40 %	46 %	43 %	5 %	1 %	3 %
Connecticut	7 %	7 %	4 %	36 %	32 %	40 %	57 %	61 %	56 %
Maine	3 %	2 %	2 %	8 %	6 %	7 %	89 %	92 %	91 %
Texas	28 %	9 %	5 %	28 %	35 %	35 %	44 %	56 %	60 %

Water production in 2022 for water utility services decreased 1,708 million gallons from 2021. Water production in 2021 for water utility services decreased 2,563 million gallons from 2020. The changes are primarily attributable to changes in consumption by customers and are consistent with the changes in the related water production expenses.

The contract water rates for SJWC are determined by Valley Water. These rates are adjusted periodically and coincide with Valley Water’s fiscal year, which ends on June 30. The contract water rate for Valley Water’s fiscal years 2023, 2022 and 2021 was \$5.6, \$5.0 and \$4.5 per million gallons, respectively. The contractual cost of the groundwater extraction charge for water pumped from the ground basin was \$5.3, \$4.6 and \$4.2 per million gallons for Valley Water’s fiscal years 2023, 2022 and 2021, respectively. SJWC’s unaccounted-for water for 2022 and 2021 approximated 8.9% and 7.8%, respectively, as a percentage of production. The unaccounted-for water estimate is based on the results of past experience and the impact of flows through the system, partially offset by SJWC’s main replacements and water loss reduction programs.

Connecticut Water has an agreement with the South Central Connecticut Regional Water Authority (“RWA”) to purchase water from RWA. The agreement was signed in April 2006 and became effective upon the receipt of all regulatory approvals in 2008 and will remain in effect for a minimum of fifty years upon becoming effective. In addition, Connecticut Water is able, but under no obligation, to purchase up to one million gallons of water per day at the then current wholesale rates per the agreement, \$2.621 per million gallons as of December 31, 2022. Connecticut Water has an agreement with The Metropolitan District (“MDC”) to purchase water from MDC to serve the Unionville system. The agreement became effective on October 6, 2000 and has a term of fifty years beginning May 19, 2003, the date the water supply facilities related to the agreement were placed in service. Connecticut Water has agreed to purchase 283 million gallons of water annually from MDC at the published retail rate, \$4.09 per hundred cubic feet as of December 31, 2022.

Maine Water has an agreement with the Kennebec Water District for potable water service. The agreement has been in place for 20 years and was extended on November 7, 2020 for a new term of up to 20 years. Maine Water guarantees a minimum consumption of 50 million gallons of water annually. Water sales to Maine Water are billed at a wholesale discount of \$0.20 per hundred cubic feet of water below Kennebec Water District’s tariffed rates. The current tariff rate was \$1.51 per hundred cubic feet as of December 31, 2022.

CTWS’s unaccounted-for water for 2022 and 2021 approximated 14.2% and 14.3%, respectively, as a percentage of production. The unaccounted-for water estimate is based on the results of past experience and the impact of flows through CTWS’s systems, unadjusted for any required system flushing, partially offset by WICA and WISC main replacement programs and lost water reduction initiatives.

The various components of operating expenses are discussed below.

Water production expenses

2022 vs. 2021

Water production expenses increased \$28,576 in higher per unit costs paid for purchased water, groundwater extraction and energy charges, offset by decreases of \$15,311 due to lower customer usage, \$7,262 as a result of increased availability of California surface water in 2022 compared to 2021, and \$2,296 due to changes in water production balancing and memorandum accounts.

2021 vs. 2020

Water production expenses increased \$11,626 in higher per unit costs paid for purchased water, groundwater extraction and energy charges, \$3,897 as a result of decreased availability of California surface water in 2021 compared to 2020, and \$1,302 due to changes in water production balancing and memorandum accounts, offset by a decrease of \$13,534 due to a decrease in customer usage.

Administrative and General Expense

Administrative and general expenses include payroll related to administrative and general functions, all employee benefits charged to expense accounts, insurance expenses, legal fees, regulatory utility commissions' expenses, expenses associated with being a public company, and general corporate expenses.

2022 vs. 2021

Administrative and general expense increased \$8,072 in 2022, or 2% of the total operating expenses in 2021. The increase consisted primarily of \$3,974 increase in compensation, \$595 increase in materials and supplies, \$576 in regulatory surcharge, \$572 in uninsured losses, \$446 in bank fees, \$434 in corporate expenses, \$316 in liability insurance, \$314 in travel, \$263 increase in uncollectible accounts, and \$209 increase in telephone expenses.

2021 vs. 2020

Administrative and general expense increased \$7,591 in 2021, or 2% of the total operating expenses in 2020. The increase consisted primarily of \$1,928 in group health insurance costs, \$1,542 increase in compensation, \$1,229 increase in insurance expense, \$1,108 increase in uncollectible accounts due to a credit recorded in 2020 for the Current Expected Credit Loss adoption, \$1,104 increase in contracted work, and \$703 increase in rate case expenses.

Maintenance Expense

Maintenance expense increased \$4,703 in 2022, or 1% of the total operating expenses in 2021, and increased \$3,873 in 2021, or 1% of the total operating expenses in 2020. The increase in 2022 was primarily due to increases of \$3,680 in contract and materials expense related to the OII settlement agreement. The increase in 2021 was primarily due to increases of \$2,402 in contract, repairs and maintenance, and materials expense as a result of increased leaks, \$1,298 due to a favorable change in the probability assessment of regulatory recovery of a hydro-turbine generator project reserve established in a prior year, and \$408 increase in compensation.

Property Taxes and Other Non-income Taxes

Property taxes and other non-income taxes for 2022 and 2021 increased \$1,608, and \$1,078 from the prior years, respectively. The increase in 2022 was primarily the result of increased property taxes due to utility plant additions, an increase in payroll taxes due to increases in wages and a one-time increase in transfer tax. The increase in 2021 was primarily a result of increased utility plant. SJW Group anticipates increases in 2023 for property taxes and other non-income taxes due to increases in utility plant.

Depreciation and Amortization

Depreciation and amortization expense increased \$10,017 in 2022, or 2% of the total operating expenses in 2021, and increased \$5,121 in 2021, or 1% of the total operating expenses in 2020. The increases were primarily due to increases in utility plant. SJW Group anticipates increases in 2023 for depreciation expense due to increases in utility plant.

Impairment of long-lived asset

Impairment of long-lived asset decreased \$2,211 in 2022 in comparison to 2021, and increased the same amount in 2021 in comparison to 2020, due to the 2021 write-off of a customer care and billing system implementation in Texas.

Sale of nonutility properties

Gain on sale of nonutility properties decreased \$1,297 in 2022 primarily due to the lower total value of sales of multiple vacant land properties located in California.

Other Income and Expense

The change in other (expense) income in 2022 compared to 2021 was primarily due to a \$3,000 pre-tax gain on sale from the release of a holdback amount by GBRA for the sale of Texas Water Alliance (“TWA”) recorded in 2021, an increase in other interest due to higher short term borrowing rates, and a decrease in investment income from retirement plan assets and life insurance policies, partially offset by a decrease in pension non-service cost due to an increase on the return of pension assets and an increase in the discount rate.

The change in other (expense) income in 2021 compared to 2020 was primarily due to a \$3,000 pre-tax gain on sale from the release of a holdback amount by GBRA for the sale of TWA recorded in 2017 and \$1,704 decrease in pension non-service cost due to an increase on the return of pension assets and an increase in the discount rate.

SJW Group’s consolidated weighted-average cost of long-term debt, including the mortgages and the amortization of debt issuance costs, was 4.0%, 4.1% and 4.3% for the years ended December 31, 2022 and 2021 and 2020. Cost of borrowing on the lines of credit averaged 3.41%, 1.32% and 1.78% as of December 31, 2022, 2021 and 2020, respectively.

Provision for Income Taxes

Income tax expense for 2022 was \$8,496, compared to \$8,369 in 2021. The effective consolidated income tax rate was 10% for 2022 and 12% for 2021. The effective income tax rate decreased from 2021 primarily due to tax accounting method change related to non-network repairs deduction.

On August 16, 2022, the Inflation Reduction Act of 2022 (the “IRA”) was signed into law. SJW Group has considered the income tax implications of the IRA in its estimated tax provision. The Act did not have a material impact to the year-end tax rate.

Please refer to Note 7, “Income Taxes,” of Notes to Consolidated Financial Statements for a reconciliation of actual to expected income tax expense.

Other Comprehensive Income

The change in other comprehensive income in 2022 and 2021 was primarily due to the change in the benefit obligation for Connecticut Water’s supplemental executive retirement agreements as a result of a change in the discount rate.

Liquidity and Capital Resources

Water Utility Services’ business derives the majority of its revenue directly from residential and business customers. Water Utility Services bills the majority of its customers on a bi-monthly basis. Payments from customers are impacted by the general economic conditions in the areas where SJW Group operates. Payment delinquencies are mitigated by service interruptions due to non-payment prior to the COVID-19 pandemic. During 2022, the remaining state orders to suspend water service disconnections expired. As of December 31, 2022, the change in allowance for doubtful accounts was primarily due to slower collections on payments from customers. Impacts to allowance for doubtful accounts related to COVID-19 have been recorded for future recovery through the rate-making process. There is no guarantee that such recovery will be approved by the respective state regulatory utility commissions. On February 3, 2022, SJWC received \$9,757 through the State of California Water and Wastewater Arrearages Payment Program to relieve outstanding payment delinquencies for customer accounts greater than 60-days past due as of June 30, 2021. Bill credits were applied to the customer accounts filed in the state payment program that were still outstanding and the excess of \$3,272 was returned to the State of California. Although the COVID-19 state moratoriums restrictions on water service disconnections from non-payment ended in February 2022 in California, there has been a delayed start to disconnections from non-payment. Write-offs for uncollectible accounts remain less than 1% of total revenue consistent with prior year. Management believes the collection rate will gradually return to pre-pandemic levels when service disconnections are fully active again to mitigate payment delinquencies.

Funds collected from Water Utility Services’ customers are used to pay for water production expenses, in addition to costs associated with general operations. Funds were also generated from borrowings. In 2022, SJW Group and its subsidiaries obtained \$55,000 in funds from new long-term debt and \$39,085 in fund from equity issuances. From these amounts, SJW Group funded its 2022 capital expenditure programs refinanced certain short and long-term borrowings, and funded working capital. See Note 4 and Note 6 of “Notes to Consolidated Financial Statements” for discussion on the equity and debt financing

activities of SJW Group. In addition, SJW Group paid cash dividends of approximately \$43,582 during the year ended December 31, 2022.

The condition of the capital and credit markets or the strength of financial institutions could impact SJW Group's ability to draw on its lines of credit, issue long-term debt, sell its equity or earn interest income. In addition, government policies, the state of the credit markets and other factors could result in increased interest rates, which would increase SJW Group's cost of capital. While our ability to obtain financing will continue to be a risk, we believe that based on our 2022 activities, we will have access to the external funding sources necessary to implement our on-going capital investment programs in the future. The current Standard & Poor's Rating Service assigned company rating for SJW Group is an A-, with a stable outlook, for SJWC is an A, with a stable outlook, and for CTWS is an A- with a stable outlook.

In 2022, the common dividends declared and paid on SJW Group's common stock represented 59% of net income. Dividends have been paid on SJW Group's and its predecessor's common stock for 317 consecutive quarters and the annual dividend amount has increased in each of the last 55 years. While historically SJW Group has generally paid dividends equal to approximately 50% to 60% of its net income, SJW Group cannot guarantee that this trend will continue in the future.

Cash Flow from Operations

In 2022, SJW Group generated cash flow from operations of approximately \$166,200 compared to \$130,000 in 2021 and \$104,051 in 2020. Cash flow from operations is primarily generated by net income from revenue producing activities, adjusted for non-cash expenses for depreciation and amortization, deferred income taxes, share-based compensation, allowance for equity funds used during construction, gains on the sale of assets, and other changes in working capital items. Cash flow from operations increased in 2022 by approximately \$36,200. The increase was primarily due to a combination of the following factors: (1) an increase in general working capital and net income adjusted for non-cash items increase by \$31,600, and (2) an increase in collections against our regulatory assets which generated an increase of \$16,300, offset by (3) payments of previously invoiced and accrued payables or amounts, increased by \$6,200, and (4) net collection of taxes receivable was \$5,500 less than in prior year. Cash flow from operations increased in 2021 by approximately \$26,000. The increase was primarily due to a combination of the following factors: (1) increase in collections of previously billed and accrued receivables by \$13,000, (2) an increase in general working capital and net income adjusted for non-cash items increase by \$6,800, (3) payments of previously invoiced and accrued payables or amounts, decreased by \$5,200, and (4) a \$5,000 up-front service concession payment that occurred in the previous year, offset by (5) an increase in accrued groundwater extraction charges, purchased water and power of \$4,000.

Cash Flow from Investing Activities

In 2022, SJW Group used approximately \$218,800 of cash for Company funded capital expenditures, \$22,900 for developer funded capital expenditures, \$2,500 in utility plant retirement costs, \$600 for real estate investments related to leasehold improvement additions for the properties located in Knoxville, Tennessee, and \$400 for ongoing business and asset acquisition activities in Texas. These uses were offset by cash proceeds of \$1,000 from the sale of various nonutility properties during the year. In 2021, SJW Group used approximately \$234,000 of cash for Company funded capital expenditures, \$23,600 for SJWTX's acquisition of Kendall West Utility and Bandera East Utility, \$17,100 for developer funded capital expenditures, \$2,800 in utility plant retirement costs, and \$800 for real estate investments related to leasehold improvement additions for the properties located in Knoxville, Tennessee. These uses were offset by cash proceeds of \$18,200 from the sale of TWA, real estate investments and nonutility properties.

Water Utility Services budgeted capital expenditures for 2023, excluding capital expenditures financed by customer contributions and advances is estimated as follows:

	Budgeted Capital Expenditures 2023	
Water treatment	\$ 29,943	12 %
Wastewater treatment	1,136	— %
Source of supply	10,700	4 %
Reservoirs and tanks	17,521	7 %
Pump stations and equipment	14,945	6 %
Equipment and other	61,671	24 %
Distribution system	119,137	47 %
	\$ 255,053	100 %

The 2023 capital expenditures budget is concentrated in main replacements. Included in the distribution system budgeted capital expenditures of \$119,137 is approximately \$89,412 that is planned to be spent to replace Water Utility Services' pipes and mains.

Water Utility Services' capital expenditures are incurred in connection with normal upgrading and expansion of existing facilities and to comply with environmental regulations. Over the next five years, Water Utility Services expects to incur approximately \$1,353,390 in capital expenditures. A significant portion of this amount is subject to future approval from the Regulators. Capital expenditures have the effect of increasing utility plant rate base on which Water Utility Services earns a return. Water Utility Services' actual capital expenditures may vary from projections due to changes in the expected demand for services, weather patterns, actions by governmental agencies and general economic conditions. Total additions to utility plant normally exceed company-financed additions as a result of new facilities construction funded with advances from developers and contributions in aid of construction.

The Water Utility Services' distribution systems were constructed during the period from the early 1900's through today. Expenditure levels for renewal and modernization will occur as the components reach the end of their useful lives. In most cases, replacement cost will significantly exceed the original installation cost of the retired assets due to increases in the costs of goods and services and increased regulation.

Cash Flow from Financing Activities

Net cash provided by financing activities for the year ended December 31, 2022, decreased by approximately \$54,500 from the same period in the prior year, primarily as a result of decrease in cash proceeds from long-term debt and issuances of common stock, an increase in payments of dividends, and decreases in cash receipts of advances and contributions in aid of construction, partially offset by an increase in the amount of net borrowings on our lines of credit. SJW Group's cash management policy includes the issuance of long-term debt to pay down borrowings on our lines of credit. As such, during years when long-term borrowings are high, borrowings on our line of credit tend to be low and when long-term borrowings are low, borrowings on our line of credit tend to be high.

SJW Group and its subsidiaries have unsecured bank lines of credit totaling \$350,000 as of December 31, 2022. Drawdowns on our lines of credit are restricted by our funded debt not exceeding a percent of total capitalization as defined in our debt covenants. SJW Group expects to periodically draw down on its lines of credit as dictated by our funding needs and subsequently repay such borrowings with cash from operations and issuance of long-term debt or equity. See also "Sources of Capital" below.

Sources of Capital

SJW Group's regulated operations ability to finance future construction programs and sustain dividend payments depends on its ability to maintain or increase internally generated funds and obtain external financing through the issuance of new long-term debt or issuance of equity. The level of future earnings and the related cash flow from operations is dependent, in large part, on the timing and outcome of regulatory proceedings. SJW Group's regulated operations financing activity is designed to achieve capital structures consistent with regulatory guidelines in the locations where the companies operate. See current authorized capital structures in Item 1, "Business" under "Regulation and Rates."

Short-term Financing Arrangements

SJW Group and its subsidiaries have unsecured line of credit agreements where borrowings are used to refinance existing debt, for working capital, and for general corporate purposes. A summary of the line of credit agreements as of December 31, 2022, and 2021 are as follows:

	Maturity Date	2022			2021
		Line Limit	Amounts Outstanding	Unused Portion	Amounts Outstanding
Syndicated credit agreement:.....	August 2, 2027				
SJW Group.....		\$ 50,000	—	50,000	—
SJWC.....		140,000	95,000	45,000	—
CTWS.....		90,000	20,000	70,000	—
SJWTX.....		20,000	—	20,000	—
Total syndicated credit agreement.....		300,000	115,000	185,000	—
CTWS credit agreement.....	December 14, 2023	10,000	4,578	5,422	22,996
CTWS credit agreement.....	May 15, 2025	40,000	40,000	—	40,000
		<u>\$ 350,000</u>	<u>159,578</u>	<u>190,422</u>	<u>62,996</u>

On August 2, 2022, SJW Group, SJWC, SJWTX, and CTWS entered into a \$300,000 credit agreement (the “Credit Agreement”) with JPMorgan Chase Bank, N.A., as Administrative Agent (“JP Morgan”), Wells Fargo Bank, National Association, as Documentation Agent, and a syndicate of banks. Proceeds of borrowings under the Credit Agreement will be used for refinancing existing debt, working capital, and general corporate purposes. The Credit Agreement has a maturity date of August 2, 2027.

Under the terms of the Credit Agreement, each of SJW Group, SJWC, SJWTX, and CTWS is a borrower with several and not joint liability. Each borrower has an initial borrowing entitlement, or sublimit, which can be periodically adjusted from time to time as set forth in the Credit Agreement. The initial sublimit of each borrower is as presented in the table above.

Borrowings under the Credit Agreement bear interest at either the Alternative Base Rate (as defined in the Credit Agreement and hereinafter referred to as “ABR”) or Adjusted Term Secured Overnight Financing Rate (“SOFR”). ABR borrowings (which are borrowings bearing interest at a rate determined by reference to ABR) will bear interest at a rate per annum equal to ABR plus the applicable rate. SOFR borrowings (which are borrowings bearing interest at a rate determined by reference to SOFR) will bear interest at a rate per annum equal to SOFR plus the applicable rate. The applicable rate and pricing is variable depending on credit ratings of the borrower.

The Credit Agreement contains customary representations, warranties and events of default, as well as certain restrictive covenants customary for facilities of this type, including restrictions on indebtedness, liens, asset sales, and fundamental changes. The Credit Agreement also includes a financial covenant that requires each of the borrowers to maintain its funded debt to capitalization ratio at or below 70%.

This Credit Agreement replaces the existing \$140,000 credit agreement, dated April 23, 2021, between SJWC and JP Morgan and the existing \$5,000 credit agreement, dated April 23, 2021, between SJWTX and JP Morgan, with SJW Group as guarantor, both of which were terminated upon entering into the Credit Agreement and were set to mature on December 31, 2023. In addition, on August 2, 2022, CTWS and Citizens Bank, National Association, entered into a fourth modification to the amended and restated revolving credit facility, dated December 18, 2019, as amended, pursuant to which the credit commitment was reduced from \$75,000 to \$10,000.

On October 31, 2022, CTWS and Citizens Bank, National Association, entered into a fifth modification to the amended and restated revolving credit facility to update the interest rate from London Interbank Offered Rate (“LIBOR”) plus the applicable rate to SOFR plus the applicable rate.

On February 6, 2023, CTWS modified its existing \$40,000 credit agreement with CoBank to update the interest rate from LIBOR plus the applicable rate to SOFR plus the applicable rate.

On February 6, 2023, CTWS entered into a third amendment to the amended and restated promissory note and supplement with CoBank to update the one of the stated terms regarding one of interest rate options from LIBOR plus the applicable rate to SOFR plus the applicable rate. CTWS previously locked the interest rate under this agreement such that this amendment has no impact.

Cost of borrowing on the lines of credit averaged 3.41% and 1.32% as of December 31, 2022 and 2021, respectively.

All of SJW Group's and subsidiaries lines of credit contain customary representations, warranties and events of default, as well as certain restrictive covenants customary for facilities of this type, including restrictions on indebtedness, liens, acquisitions and investments, restricted payments, asset sales, and fundamental changes. All of the lines of credit also include certain customary financial covenants such as a funded debt to capitalization ratio and a minimum interest coverage ratio. As of December 31, 2022, SJW Group and its subsidiaries were in compliance with all covenants on their lines of credit.

Long-term Financing Arrangements

SJW Group and its subsidiaries long-term debt activities are for purposes of refinancing short-term borrowings, funding capital expenditures and working capital, and repayments of maturing long-term debt. The following table summarizes the long-term debt issuances and repayments for the year ended December 31, 2022:

	<u>Issuance (Repayment)</u>	<u>Activity Date</u>	<u>Maturity Date</u>
SJWC:			
California Pollution Control Financing Authority Revenue Bonds, 5.10%	\$ (50,000)	May 2022	June 2040
Senior note, Series A, 8.58%	(20,000)	July 2022	July 2022
CTWS:			
Bank term loan, 4.09%	(1,322)	2022	December 2027
Bank term loan, 4.15%	(585)	2022	August 2037
Connecticut Water:			
Bank term loan, 3.51%	(14,795)	September 2022	September 2022
Senior note, Series 2022, 4.71%	25,000	December 2022	December 2052
SJWTX:			
Bank term loan, 5.54%	15,000	October 2022	May 2052
Maine Water:			
Bank term loan, 4.54%	15,000	May 2022	May 2042
Senior Note, Series G, 8.95%	(900)	December 2022	December 2024
State revolving fund loans, various series, 0.00%-2.58%	(1,575)	2022	2022-2048
	<u>\$ (34,177)</u>		

The debt and credit agreements of SJW Group and its subsidiaries contain various financial and other covenants. Non-compliance with these covenants could result in accelerated due dates and termination of the agreements. In addition, the credit agreements contain customary representations and warranties and are subject to customary events of default, which may result in the outstanding debt becoming immediately due and payable. As of December 31, 2022, SJW Group and its subsidiaries were in compliance with all covenants related to its long-term debt agreements.

Equity Financing Arrangements

On November 17, 2021, SJW Group entered into an equity distribution agreement (the "Equity Distribution Agreement") with J.P. Morgan Securities LLC, Janney Montgomery Scott LLC, RBC Capital Markets, LLC and Wells Fargo Securities, LLC, pursuant to which the company may offer and sell shares of its common stock, \$0.001 par value per share, from time to time in "at-the-market" offerings, having an aggregate gross sales price of up to \$100,000. For the twelve months ended months ended December 31, 2022, SJW Group issued and sold a total of 529,736 shares of common stock with a weighted average price of \$75.49 per share and received approximately \$39,179 in net proceeds under the Equity Distribution Agreement. Since the inception of the Equity Distribution Agreement, SJW Group has issued and sold 884,851 shares of common stock with a weighted average price of \$73.44 for a total net proceeds of \$63,432 and has a remaining \$35,012 under the Equity Distribution Agreement to issue into shares.

Off-Balance Sheet Arrangement/Contractual Obligations

SJW Group has no significant contractual obligations not fully recorded on its Consolidated Balance Sheet or not fully disclosed in the Notes to Consolidated Financial Statements.

SJW Group’s contractual obligations and commitments as of December 31, 2022 are as follows:

	Contractual Obligations Due in				
	Total	Less than 1 Year	1-3 Years	3-5 Years	After 5 Years
Senior notes, Water Utility Services	\$ 611,800	900	40,900	15,000	555,000
Bank term loans, Water Utility Services	190,795	—	4,500	5,000	181,295
Advances for construction, SJWC (1)	62,889	3,372	6,467	5,680	47,370
California Pollution Control Financing Authority Revenue Bond, SJWC	70,000	—	—	—	70,000
Connecticut Innovations Revenue Bonds, Connecticut Water	22,050	—	—	—	22,050
State revolving fund loans, Maine Water	15,699	1,472	2,994	2,234	8,999
Senior notes, SJW Group	560,000	—	—	—	560,000
Bank term loans, CTWS	18,444	1,988	4,236	3,368	8,852
Total contractual cash obligation	<u>\$1,551,677</u>	<u>7,732</u>	<u>59,097</u>	<u>31,282</u>	<u>1,453,566</u>
Total interest on contractual obligations	<u>\$ 900,018</u>	<u>58,765</u>	<u>111,117</u>	<u>107,431</u>	<u>622,705</u>

(1) As of December 31, 2022, advances for construction was \$137,696 of which \$46,380 was related to non-refundable advances for construction and \$28,427 was related to advances which are refundable based on service connections made.

In regards to uncertain tax positions, we are unable to predict the timing of tax settlements as tax audits can involve complex issues and the resolution of those issues may span multiple years, particularly if subject to negotiation or litigation. For further discussion on uncertain tax positions, please see Note 7 of “Notes to Consolidated Financial Statements.”

Water Supply Agreements

SJWC purchases water from Valley Water under terms of a master contract expiring in 2051. Delivery schedules for purchased water are based on a contract year beginning July 1, and are negotiated every three years under terms of the master contract with Valley Water. For the years ended December 31, 2022, 2021 and 2020, SJWC purchased from Valley Water 18,183 million gallons (\$96,793), 19,365 million gallons (\$91,938) and 21,269 million gallons (\$96,212), respectively, of contract water. On June 16, 2022, Valley Water Board of Directors approved treated water deliveries reflecting the contractual delivery schedule reduced by 23% through June 30, 2023. Based on current prices and estimated deliveries, SJWC is committed to purchase from Valley Water a minimum of 90% of the reduced delivery schedule, or 18,864 million gallons (\$106,463) of water at the current contract water rate of \$5.6 per million gallons in the year ending December 31, 2023. Additionally, SJWC purchases non-contract water from Valley Water on an “as needed” basis if the water supply is available. The contract water rates for SJWC are determined by Valley Water. These rates are adjusted periodically and coincide with Valley Water’s fiscal year, which ends on June 30. The contract water rate for Valley Water’s fiscal years 2023, 2022 and 2021 was \$5.6, \$5.0 and \$4.5 per million gallons, respectively. The contractual cost of the groundwater extraction charge for water pumped from the ground basin was \$5.3, \$4.6 and \$4.2 per million gallons for Valley Water’s fiscal years 2023, 2022 and 2021, respectively.

SJWC also pumps water from the local groundwater basin. There are no delivery schedules or contractual obligations associated with the purchase of groundwater. Valley Water determines the groundwater extraction charge and it is applied on a per unit basis. In addition to the Valley Water groundwater extraction charge, SJWC also incurs power costs to pump the groundwater from the basin.

Connecticut Water has an agreement with the RWA to purchase water. The agreement was signed in April 2006 and became effective upon the receipt of all regulatory approvals in 2008 and will remain in effect for a minimum of fifty years upon becoming effective. Connecticut Water will pay RWA \$75 per year as part of a capacity agreement, for a total of 14 years, starting on the effective date of the agreement. In addition, Connecticut Water has the option, but is under no obligation, to purchase up to one million gallons of water per day at the then current wholesale rates per the agreement (\$2.6 per million gallons as of December 31, 2022). Connecticut Water has an agreement with the MDC to purchase water from MDC to serve the Unionville system. The agreement became effective on October 6, 2000 and has a term of fifty years beginning May 19, 2003, the date the water supply facilities related to the agreement were placed in service. Connecticut Water has agreed to purchase 283 million gallons of water annually from MDC. The rate charged by the MDC at December 31, 2022 were \$4.09 per hundred cubic feet.

Maine Water has an agreement with the Kennebec Water District for potable water service. The agreement has been in place for 20 years and was extended on November 7, 2020 for a new term of up to 20 years. Maine Water guarantees a minimum consumption of 50 million gallons of water annually. Water sales to Maine Water are billed at a wholesale discount of \$0.20 per hundred cubic feet of water below Kennebec Water District's tariffed rates. The current tariff rate was \$1.51 per hundred cubic feet as of December 31, 2022.

SJWTX has long-term contracts with the GBRA. The agreements expire in 2037, 2040, 2044 and 2050. The agreements, which are take-or-pay contracts, provide SJWTX with 7,650 acre-feet per year of water supply from Canyon Lake. The water rate may be adjusted by GBRA at any time, provided GBRA gives SJWTX a 60-day written notice on the proposed adjustment. SJWTX also has raw water supply agreements with the LCRA and WTPUA expiring in 2059 and 2046, respectively, for 350 acre-feet of water per each agreement per year from Lake Austin and the Colorado River, respectively, at prices that may be adjusted periodically by the agencies.

Employee Benefit Arrangements

SJWC and CTWS sponsor noncontributory defined benefit pension plans and provide health care and life insurance benefits for retired employees. In 2022, SJWC and CTWS contributed \$11,712 and \$626 to the pension plans and other postretirement benefit plans, respectively. In 2023, SJWC and CTWS expect to make required and discretionary cash contributions of up to \$9,115 to the pension plans and other postretirement benefit plans. The amount of required contributions for years thereafter is not actuarially determinable.

SJWC's other benefit obligations include employees' and directors' postretirement benefits, an Executive Supplemental Retirement Plan, Cash Balance Executive Supplemental Retirement Plan, Special Deferral Election Plan and Deferral Election Program for non-employee directors. Under these benefit plans, SJWC is committed to pay approximately \$1,750 annually to former officers and directors. Future payments may fluctuate depending on the life span of the retirees and as current officers and executives retire.

CTWS's other benefit obligations include employees' postretirement benefits, supplemental executive retirement agreements and deferred compensation agreements and plan. Future payments may fluctuate depending on the contribution rates of employees into the deferred compensation plan and the life span of the retirees and as current officers and executives retire. Under these benefit plans, CTWS is committed to pay approximately \$1,334 annually to former officers and directors.

Recently Adopted Accounting Policies and New Accounting Pronouncements

See Note 2 of "Notes to Consolidated Financial Statements" for a discussion of recently adopted accounting policies and new accounting pronouncements for the year ended December 31, 2022.

Item 7A. *Quantitative and Qualitative Disclosures About Market Risk*

SJW Group is subject to market risks in the normal course of business, including changes in interest rates, pension plan asset values, and equity prices. The exposure to changes in interest rates can result from the issuance of debt and short-term funds obtained through the company's variable rate lines of credit. SJWC and Connecticut Water sponsor noncontributory pension plans for its employees. Pension costs and the funded status of the plans are affected by a number of factors including the discount rate, mortality rates of plan participants, investment returns on plan assets, and pension reform legislation.

SJW Group has no derivative financial instruments, financial instruments with significant off-balance sheet risks, or financial instruments with concentrations of credit risk.

REPORT OF INDEPENDENT REGISTERED PUBLIC ACCOUNTING FIRM

To the stockholders and the Board of Directors of SJW Group

Opinions on the Financial Statements and Internal Control over Financial Reporting

We have audited the accompanying consolidated balance sheets of SJW Group and subsidiaries (the “Company”) as of December 31, 2022 and 2021, the related consolidated statements of comprehensive income, changes in stockholders’ equity, and cash flows, for each of the three years in the period ended December 31, 2022, and the related notes and the schedules listed in the Index at Item 15 (collectively referred to as the “financial statements”). We also have audited the Company’s internal control over financial reporting as of December 31, 2022, based on criteria established in *Internal Control — Integrated Framework (2013)* issued by the Committee of Sponsoring Organizations of the Treadway Commission (COSO).

In our opinion, the financial statements referred to above present fairly, in all material respects, the financial position of the Company as of December 31, 2022 and 2021, and the results of its operations and its cash flows for each of the three years in the period ended December 31, 2022, in conformity with accounting principles generally accepted in the United States of America. Also, in our opinion, the Company maintained, in all material respects, effective internal control over financial reporting as of December 31, 2022, based on criteria established in *Internal Control – Integrated Framework (2013)* issued by COSO.

Basis for Opinions

The Company’s management is responsible for these financial statements, for maintaining effective internal control over financial reporting, and for its assessment of the effectiveness of internal control over financial reporting, included in the accompanying “Management’s Report on Internal Control over Financial Reporting”. Our responsibility is to express an opinion on these financial statements and an opinion on the Company’s internal control over financial reporting based on our audits. We are a public accounting firm registered with the Public Company Accounting Oversight Board (United States) (PCAOB) and are required to be independent with respect to the Company in accordance with the U.S. federal securities laws and the applicable rules and regulations of the Securities and Exchange Commission and the PCAOB.

We conducted our audits in accordance with the standards of the PCAOB. Those standards require that we plan and perform the audits to obtain reasonable assurance about whether the financial statements are free of material misstatement, whether due to error or fraud, and whether effective internal control over financial reporting was maintained in all material respects.

Our audits of the financial statements included performing procedures to assess the risks of material misstatement of the financial statements, whether due to error or fraud, and performing procedures to respond to those risks. Such procedures included examining, on a test basis, evidence regarding the amounts and disclosures in the financial statements. Our audits also included evaluating the accounting principles used and significant estimates made by management, as well as evaluating the overall presentation of the financial statements. Our audit of internal control over financial reporting included obtaining an understanding of internal control over financial reporting, assessing the risk that a material weakness exists, and testing and evaluating the design and operating effectiveness of internal control based on the assessed risk. Our audits also included performing such other procedures as we considered necessary in the circumstances. We believe that our audits provide a reasonable basis for our opinions.

Definition and Limitations of Internal Control over Financial Reporting

A company’s internal control over financial reporting is a process designed to provide reasonable assurance regarding the reliability of financial reporting and the preparation of financial statements for external purposes in accordance with generally accepted accounting principles. A company’s internal control over financial reporting includes those policies and procedures that (1) pertain to the maintenance of records that, in reasonable detail, accurately and fairly reflect the transactions and dispositions of the assets of the company; (2) provide reasonable assurance that transactions are recorded as necessary to permit preparation of financial statements in accordance with generally accepted accounting principles, and that receipts and expenditures of the company are being made only in accordance with authorizations of management and directors of the company; and (3) provide reasonable assurance regarding prevention or timely detection of unauthorized acquisition, use, or disposition of the company’s assets that could have a material effect on the financial statements.

Because of its inherent limitations, internal control over financial reporting may not prevent or detect misstatements. Also, projections of any evaluation of effectiveness to future periods are subject to the risk that controls may become inadequate because of changes in conditions, or that the degree of compliance with the policies or procedures may deteriorate.

Critical Audit Matter

The critical audit matter communicated below is a matter arising from the current-period audit of the financial statements that was communicated or required to be communicated to the audit committee and that (1) relates to accounts or disclosures that are material to the financial statements and (2) involved our especially challenging, subjective, or complex judgments. The communication of critical audit matters does not alter in any way our opinion on the financial statements, taken as a whole, and we are not, by communicating the critical audit matter below, providing a separate opinion on the critical audit matter or on the accounts or disclosures to which it relates.

Impact of Rate Regulation on the Financial Statements — Refer to Note 3 to the financial statements

Critical Audit Matter Description

The Company is subject to rate regulation by state utility regulatory agencies (the “Commissions”), which have jurisdiction with respect to the rates of the Company’s water and wastewater services. Management has determined it meets the requirements under accounting principles generally accepted in the United States of America to prepare its financial statements applying the specialized rules to account for the effects of cost-based rate regulation. Accounting for the economics of rate regulation impacts multiple financial statement line items and disclosures, such as depreciable utility plant; regulatory assets and liabilities; operating revenues; operation and maintenance expense; and depreciation expense.

The Commissions establish rates for the purpose of permitting the recovery of the cost of service and a return on investment. The Company’s rates are subject to regulatory ratemaking processes. The Company records deferred costs and credits on the balance sheet as regulatory assets and liabilities when it is probable that these costs and credits will be recognized in the ratemaking process in a period different from when the costs and credits are incurred. Accounting for such costs and credits is based on management’s judgment and prior historical ratemaking practices, and it occurs when management determines that it is probable that these costs and credits will be recognized in the future revenue of the Company through the ratemaking process.

We identified the impact of rate regulation as a critical audit matter due to the significant judgments that underlie the Company’s financial statement line items and disclosure impacted by rate regulation and the high degree of subjectivity involved in assessing the impact of regulatory decisions on the financial statements. Management judgments include assessing the probability of (1) recovery in future rates of incurred costs and (2) the requirement to refund amounts to customers. Given that management’s accounting judgements are based on consideration of evidence, such as regulatory rules and decisions, past practice, and other facts and circumstances, and uncertain outcome of future regulatory decisions, auditing these judgements required specialized knowledge of accounting for rate regulation and the rate setting process due its inherent complexities and pervasive impact on the financial statements.

How the Critical Audit Matter Was Addressed in the Audit

Our audit procedures related to the consideration of evidence, such as regulatory rules and decisions, past practices, and other facts and circumstances, and the uncertain outcome of future regulatory decisions, that may impact the Company’s financial statement line items and disclosures impacted by rate regulation included the following, among others:

- We tested the effectiveness of management’s controls over the initial recognition of amounts as utility plant and regulatory assets or liabilities and the evaluation of the probability of (1) the recovery in future rates of costs incurred as utility plant and deferred as regulatory assets, and (2) a refund or a future reduction in rates that should be reported as regulatory liabilities. We also tested the effectiveness of management’s controls over the monitoring and evaluation of regulatory developments that may affect the probability of recovering costs in future rates or of a future reduction in rates.
- We read regulatory orders issued by the Commissions to the Company, regulatory statutes, interpretations, procedural memorandums, filings made by interveners, and other publicly available information to evaluate management’s determination of the accounting impacts of any new or revised regulatory decisions and their impact on measurement of related regulatory assets and liabilities.
- We obtained supporting documentation from management regarding the evidence, such as regulatory rules and decisions, past practices, and other facts and circumstances, used in the measurement of regulatory assets and liabilities for compliance with the related orders. We reconciled the underlying data or inputs used in the measurement to rate decisions approved by the Commissions and tested the mathematical accuracy of the calculations.

- We obtained an analysis from management regarding probability of recovery for regulatory assets or refund or future reduction in rates for regulatory liabilities not yet addressed in a regulatory order to assess management's assertion that amounts are probable of recovery or a future reduction in rates.
- We evaluated the Company's disclosures related to the impacts of rate regulation, including the balances recorded, and regulatory developments, were appropriate and consistent with the information obtained in our procedures.

Deloitte & Touche

San Jose, California

February 24, 2023

We have served as the Company's auditor since 2020.

SJW Group and Subsidiaries
CONSOLIDATED BALANCE SHEETS
(in thousands, except share and per share data)

	December 31,	
	2022	2021
Assets		
Utility plant:		
Land	\$ 39,982	39,004
Depreciable plant and equipment	3,661,285	3,381,908
Construction in progress	116,851	176,427
Intangible assets	35,959	36,276
	<u>3,854,077</u>	<u>3,633,615</u>
Less accumulated depreciation and amortization	1,223,760	1,136,116
	<u>2,630,317</u>	<u>2,497,499</u>
Real estate investments and nonutility properties	58,033	57,632
Less accumulated depreciation and amortization	17,158	15,951
	<u>40,875</u>	<u>41,681</u>
Current assets:		
Cash and cash equivalents:		
Cash	12,344	10,908
Restricted cash	—	1,211
Accounts receivable:		
Customers, net of allowances for uncollectible accounts of \$5,753 and \$4,600 in 2022 and 2021, respectively	59,172	53,699
Income tax	—	2,308
Other	5,560	4,735
Accrued unbilled utility revenue	45,722	44,026
Current regulatory assets, net	16,068	2,629
Prepaid expenses	9,753	9,667
Other current assets	6,095	4,902
	<u>154,714</u>	<u>134,085</u>
Other assets:		
Net regulatory assets, less current portion	127,275	151,992
Investments	14,819	15,784
Goodwill	640,311	640,471
Other	24,313	10,883
	<u>806,718</u>	<u>819,130</u>
	<u>\$ 3,632,624</u>	<u>3,492,395</u>

See Accompanying Notes to Consolidated Financial Statements.

SJW Group and Subsidiaries
CONSOLIDATED BALANCE SHEETS (Continued)
(in thousands, except share and per share data)

	December 31,	
	2022	2021
Capitalization and Liabilities		
Capitalization:		
Stockholders' equity:		
Common stock, \$0.001 par value; authorized 70,000,000 shares in 2022 and 2021; issued and outstanding 30,801,912 shares in 2022 and 30,181,348 shares in 2021	\$ 31	30
Additional paid-in capital	651,004	606,392
Retained earnings	458,356	428,260
Accumulated other comprehensive income (loss)	1,477	(163)
Total stockholders' equity	1,110,868	1,034,519
Long-term debt, less current portion	1,491,965	1,492,935
	2,602,833	2,527,454
Current liabilities:		
Lines of credit	159,578	62,996
Current portion of long-term debt	4,360	39,106
Accrued groundwater extraction charges, purchased water and power	19,707	17,200
Accounts payable	29,581	30,391
Accrued interest	13,907	14,174
Accrued payroll	11,908	11,583
Income tax payable	2,696	—
Other current liabilities	22,913	27,821
	264,650	203,271
Deferred income taxes	218,155	200,451
Advances for construction	137,696	130,693
Contributions in aid of construction	323,668	316,479
Postretirement benefit plans	59,738	89,998
Other noncurrent liabilities	25,884	24,049
Commitments and contingencies		
	\$ 3,632,624	3,492,395

See Accompanying Notes to Consolidated Financial Statements.

SJW Group and Subsidiaries
CONSOLIDATED STATEMENTS OF COMPREHENSIVE INCOME
Years ended December 31 (in thousands, except share and per share data)

	2022	2021	2020
Operating revenue	\$ 620,698	573,686	564,526
Operating expense:			
Production Expenses:			
Purchased water	122,334	98,231	100,723
Power	8,889	13,511	13,330
Groundwater extraction charges	56,158	75,866	71,359
Other production expenses	45,409	41,475	40,380
Total production expenses	232,790	229,083	225,792
Administrative and general	95,404	87,332	79,741
Maintenance	30,734	26,031	22,158
Property taxes and other non-income taxes	32,572	30,964	29,886
Depreciation and amortization	104,417	94,400	89,279
Gain on sale of nonutility properties	(6,197)	(7,494)	—
Impairment of long-lived asset	—	2,211	—
Total operating expense	489,720	462,527	446,856
Operating income	130,978	111,159	117,670
Other (expense) income:			
Interest on long-term debt, mortgage and other interest expense	(58,062)	(54,339)	(54,255)
Pension non-service cost	5,023	1,330	(374)
Gain on sale of Texas Water Alliance (“TWA”)	—	3,000	—
Gain on sale of real estate investments	—	927	948
Other, net	4,385	6,770	5,906
Income before income taxes	82,324	68,847	69,895
Provision for income taxes	8,496	8,369	8,380
Net income	73,828	60,478	61,515
Other comprehensive income:			
Unrealized (loss) gain on investment, net of taxes of \$(188) in 2022, \$68 in 2021 and \$(247) in 2020	(511)	185	(310)
Adjustment to pension benefit plans, net of taxes of \$793 in 2022, \$264 in 2021 and \$(324) in 2020	2,151	716	(880)
Comprehensive income	\$ 75,468	61,379	60,325
Earnings per share			
—Basic	\$ 2.44	2.04	2.16
—Diluted	\$ 2.43	2.03	2.14
Weighted average shares outstanding			
—Basic	30,304,557	29,601,284	28,521,900
—Diluted	30,423,735	29,735,533	28,694,986

See Accompanying Notes to Consolidated Financial Statements.

SJW Group and Subsidiaries
CONSOLIDATED STATEMENTS OF CHANGES IN STOCKHOLDERS' EQUITY
(in thousands, except share and per share data)

	Common Stock		Additional Paid-in Capital	Retained Earnings	Accumulated Other Comprehensive Income (Loss)	Total Stockholders' Equity
	Number of Shares	Amount				
Balances, December 31, 2019 ...	28,456,508	\$ 28	506,639	383,191	126	889,984
Net income	—	—	—	61,515	—	61,515
Unrealized income on investment, net of tax effect of \$(247)	—	—	—	—	(310)	(310)
Adjustment to pension benefit plans, net of taxes of \$(324)	—	—	—	—	(880)	(880)
Share-based compensation	—	—	3,553	(160)	—	3,393
Issuance of restricted and deferred stock units	68,347	1	(1,864)	—	—	(1,863)
Employee stock purchase plan ..	31,750	—	1,830	—	—	1,830
Dividends paid (\$1.28 per share)	—	—	—	(36,509)	—	(36,509)
Balances, December 31, 2020 ...	28,556,605	29	510,158	408,037	(1,064)	917,160
Net income	—	—	—	60,478	—	60,478
Unrealized loss on investment, net of tax effect of \$68	—	—	—	—	185	185
Adjustment to pension benefit plans, net of taxes of \$264	—	—	—	—	716	716
Share-based compensation	—	—	4,246	(118)	—	4,128
Issuance of restricted and deferred stock units	49,824	—	(1,066)	—	—	(1,066)
Employee stock purchase plan ..	35,304	—	2,026	—	—	2,026
Common stock issuance, net of costs	1,539,615	1	91,028	—	—	91,029
Dividends paid (\$1.36 per share)	—	—	—	(40,137)	—	(40,137)
Balances, December 31, 2021 ...	30,181,348	30	606,392	428,260	(163)	1,034,519
Net income	—	—	—	73,828	—	73,828
Unrealized gain on investment, net of tax effect of \$(188)	—	—	—	—	(511)	(511)
Adjustment to pension benefit plans, net of taxes of \$793	—	—	—	—	2,151	2,151
Share-based compensation	—	—	4,791	(150)	—	4,641
Issuance of restricted and deferred stock units	54,243	—	(1,354)	—	—	(1,354)
Employee stock purchase plan ..	36,585	—	2,091	—	—	2,091
Common stock issuance, net of costs	529,736	1	39,084	—	—	39,085
Dividends paid (\$1.44 per share)	—	—	—	(43,582)	—	(43,582)
Balances, December 31, 2022 ...	30,801,912	\$ 31	651,004	458,356	1,477	1,110,868

See Accompanying Notes to Consolidated Financial Statements.

SJW Group and Subsidiaries
CONSOLIDATED STATEMENTS OF CASH FLOWS
Years ended December 31 (in thousands)

	2022	2021	2020
Operating activities:			
Net income	\$ 73,828	60,478	61,515
Adjustments to reconcile net income to net cash provided by operating activities:			
Depreciation and amortization	106,439	96,474	91,622
Deferred income taxes	(3,244)	(2,851)	(5,497)
Share-based compensation	4,791	4,246	3,553
Gain on sale of TWA, real estate investments and nonutility properties	(6,197)	(11,421)	(948)
Allowance for equity funds used during construction	(1,551)	(1,926)	(1,249)
Impairment of long-lived asset	—	2,211	—
Changes in operating assets and liabilities, net of acquired assets and liabilities:			
Accounts receivable and accrued unbilled utility revenue	(8,222)	(5,931)	(18,918)
Accounts payable and other current liabilities	(1,388)	4,843	(357)
Accrued groundwater extraction charges, purchased water and power	2,507	(1,984)	1,973
Tax receivable and accrued taxes	(11,954)	(6,416)	(3,557)
Postretirement benefits	(7,108)	(4,312)	(2,965)
Regulatory assets and liabilities excluding income tax temporary differences, net and postretirement benefits	1,714	(14,629)	(14,459)
Up-front service concession payment	(1,600)	—	(5,000)
Other noncurrent assets and noncurrent liabilities	17,923	13,381	751
Other changes, net	261	(2,123)	(2,413)
Net cash provided by operating activities	166,199	130,040	104,051
Investing activities:			
Additions to utility plant:			
Company-funded	(218,784)	(233,933)	(195,323)
Contributions in aid of construction	(22,935)	(17,096)	(17,096)
Additions to real estate investment	(631)	(826)	(435)
Payments for business/asset acquisitions	(433)	(23,587)	—
Cost to retire utility plant, net of salvage	(2,520)	(2,781)	(2,556)
Proceeds from sale of TWA, real estate investments and nonutility properties	975	18,228	1,151
Net cash used in investing activities	(244,328)	(259,995)	(214,259)
Financing activities:			
Borrowings from lines of credit	158,779	96,625	276,174
Repayments of lines of credit	(62,197)	(208,722)	(218,289)
Long-term borrowings	55,000	247,000	85,000
Long-term borrowings held as restricted cash	—	—	4,000
Repayments of long-term borrowings	(89,177)	(76,113)	(28,931)
Dividends paid	(43,582)	(40,137)	(36,509)
Receipts of advances and contributions in aid of construction	23,820	26,438	23,874
Refunds of advances for construction	(2,859)	(2,852)	(2,767)
Issuance of common stock, net of issuance costs	39,085	91,028	—
Other changes, net	(515)	(462)	(1,019)
Net cash provided by financing activities	78,354	132,805	101,533
Net change in cash, cash equivalents and restricted cash	225	2,850	(8,675)
Cash, cash equivalents and restricted cash, beginning of year	12,119	9,269	17,944
Cash, cash equivalents and restricted cash, end of year	12,344	12,119	9,269
Less restricted cash, end of year	—	1,211	4,000
Cash and cash equivalents, end of year	\$ 12,344	10,908	5,269
Cash paid during the year for:			
Interest	\$ 63,677	58,175	59,955
Income taxes	\$ 6,853	8,466	10,380
Supplemental disclosure of non-cash activities:			
Accrued payables for additions to utility plant	\$ 22,561	20,579	24,571
Utility property installed by developers	\$ 2,433	2,659	9,779

See Accompanying Notes to Consolidated Financial Statements.

SJW GROUP AND SUBSIDIARIES
NOTES TO CONSOLIDATED FINANCIAL STATEMENTS
Years ended December 31, 2022, 2021 and 2020
(Dollars in thousands, except share and per share data)

Note 1. Organization and Operations

The accompanying consolidated financial statements have been prepared in accordance with accounting principles generally accepted in the United States of America (“GAAP”) and include the accounts of SJW Group, its wholly owned subsidiaries, and two variable interest entities in which two SJW Group subsidiaries are the primary beneficiaries. The accounting policies of SJW Group’s subsidiaries comply with the applicable uniform system of accounts prescribed by the respective regulators. All intercompany transactions and balances have been eliminated in consolidation. The accounting policies of SJW Group’s subsidiaries comply with the applicable uniform system of accounts prescribed by the respective regulators and conform to generally accepted accounting principles for rate-regulated public utilities.

SJW Group is a holding company of San Jose Water Company (“SJWC”), SJWNE LLC, SJWTX, Inc. (“SJWTX”), SJW Land Company and SJWTX Holdings. SJWNE LLC is a special purpose entity holding company for Connecticut Water Service, Inc. (“CTWS”) (and its wholly subsidiaries, The Connecticut Water Company (“Connecticut Water”), The Maine Water Company (“Maine Water”), Chester Realty, Inc. and New England Water Utility Services, Inc. (“NEWUS”). SJWTX has a 25% interest in Acequia Water Supply Corporation (“Acequia”). Acequia has been determined to be a variable interest entity within the scope of Accounting Standards Codification (“ASC”) Topic 810 with SJWTX as the primary beneficiary. As a result, Acequia has been consolidated with SJWTX. SJW Group, through its wholly-owned subsidiaries, primarily provides water utility and other related services in California, Connecticut, Maine and Texas. SJW Group has business in property management and real estate investment activity conducted by SJW Land Company and Chester Realty, Inc.

SJWTX is undergoing a corporate reorganization to separate regulated operations from non-tariffed activities. In 2021, SJWTX Holdings, Inc. (“SJWTX Holdings”) and Texas Water Operation Services LLC (“TWOS”) were formed for the purpose of effecting a corporate reorganization of our water services organization in Texas. TWOS was created for non-tariffed operations and is wholly-owned by SJWTX Holdings. SJWTX Holdings is a wholly-owned subsidiary of SJW Group, incorporated to hold the investments in SJWTX and TWOS. In 2022, SJWTX filed with the State of Texas an assumed named certificate to operate under the name The Texas Water Company. SJWTX Holdings intends to create a new subsidiary to hold future wholesale water supply assets in 2023.

Water sales are seasonal in nature and influenced by weather conditions. The timing of precipitation and climatic conditions can cause seasonal water consumption by customers to vary significantly. Revenue is generally higher in the warm, dry summer months when water usage and sales are greater and lower in the winter months when cooler temperatures and increased rainfall curtail water usage and sales.

Note 2. Summary of Significant Accounting Policies

Use of Estimates

The preparation of the consolidated financial statements in conformity with GAAP requires management to make estimates and assumptions that affect the reported amounts of assets and liabilities and disclosure of contingent assets and liabilities at the date of the consolidated financial statements and the reported amounts of revenues and expenses during the reporting period. Actual results could differ from those estimates.

Depreciable Utility Plant and Equipment

The major components of depreciable plant and equipment as of December 31, 2022 and 2021 are as follows:

	<u>2022</u>	<u>2021</u>
Equipment	\$ 652,723	598,285
Transmission and distribution plant	2,649,476	1,802,008
Office buildings and other structures	359,086	981,615
Total depreciable plant and equipment	<u>\$ 3,661,285</u>	<u>3,381,908</u>

Depreciation is computed using the straight-line method over the estimated remaining service lives of groups of assets. The estimated service lives of depreciable plant and equipment are as follows:

	<u>Useful Lives</u>
Equipment	5 to 35 years
Transmission and distribution plant	35 to 75 years
Office buildings and other structures	7 to 50 years

For the years 2022, 2021 and 2020, depreciation expense as a percent of the beginning of the year balance of depreciable plant was approximately 3.3%, 3.2% and 3.2%, respectively. Depreciation expense for utility plant for the years ended December 31, 2022, 2021 and 2020 was \$99,413, \$91,906 and \$86,823, respectively. The cost of utility plant retired, including retirement costs (less salvage), is charged to accumulated depreciation and no gain or loss is recognized.

Allowance For Funds Used During Construction (“AFUDC”)

AFUDC represents the capitalized costs of borrowed funds or a return on equity funds used to finance utility plant under construction and is capitalized as part of construction work in progress. AFUDC is recorded to the extent approved by the respective states’ utility regulators and is recovered through water rates as the utility plant depreciates. The amount of interest capitalized in 2022, 2021 and 2020 was \$4,703, \$4,422 and \$4,133, respectively. Interest on long-term debt is presented net of amounts capitalized on the Consolidated Statement of Comprehensive Income. The amount of equity funds capitalized in 2022, 2021 and 2020 was \$1,551, \$1,926 and \$1,249, respectively, reflected in “Other, net” on the Consolidated Statement of Comprehensive Income.

Intangible Assets

Intangible assets are recorded at cost and are amortized using the straight-line method over the estimated useful life of the asset, ranging from 5 to 70 years (see Note 8, “Utility Plant Intangible Assets”).

Real Estate Investments and Nonutility Properties

Real estate investments and nonutility properties are recorded at cost and consist primarily of land and buildings. Net gains and losses from the sale of real estate investments and nonutility properties are recorded as a component of other (expense) income and operating expense, respectively, in the Consolidated Statements of Comprehensive Income. Nonutility property is property that is neither used nor useful in providing water utility services to customers and is excluded from rate base for rate-setting purposes. SJWC recognizes gain/loss on disposition of nonutility property in accordance with California Public Utilities Commission (“CPUC”) Code Section 790, whereby the net proceeds are reinvested back into property that is useful in providing water utility services to customers. CTWS and SJWTX do not have regulatory restrictions on the use of proceeds from the sale of nonutility property. There is no depreciation associated with Water Utility Services nonutility property as it is all undeveloped land.

The major components of real estate investments and nonutility properties as of December 31, 2022 and 2021 are as follows:

	<u>2022</u>	<u>2021</u>
Land	\$ 12,615	12,615
Buildings and improvements	45,418	45,017
Total real estate investments and nonutility properties	<u>\$ 58,033</u>	<u>57,632</u>

Depreciation on buildings and improvements for real estate investments is computed using the straight-line method over the estimated useful lives of the assets, ranging from 7 to 39 years.

On October 29, 2021, SJWC sold two nonutility properties located in San Jose, California for \$13,150. For the year ended December 31, 2022, SJW Group recognized the pre-tax gain on the sale of nonutility properties of \$7,230, after selling expenses of \$277 for one of the properties sold, and a gain of \$5,442 which was deferred in 2021 pending the CPUC review. On February 15, 2022, the CPUC review was complete and SJWC recognized the deferred gain on sale of nonutility property in 2022.

A former wholly owned subsidiary of SJW Group, TWA was sold to Guadalupe-Blanco River Authority (“GBRA”) in 2017. The sales agreement with GBRA included a holdback amount of \$3,000 to be paid to SJW Group on June 30, 2021, subject to reduction under certain conditions. SJW Group received the holdback amount without reduction from the GBRA on June 29, 2021 and recognized a pre-tax gain on sale of \$3,000.

Also, on October 29, 2021, SJW Land sold undeveloped land located in San Jose, California for \$2,600. SJW Group recognized a pre-tax gain on the sale of real estate investments of \$927, after selling expenses of \$121.

Real estate investments include \$58,730 and \$58,330 as of December 31, 2022 and 2021, respectively, of assets that are leased or available for lease. The following schedule shows the future minimum rental payments to be received from third parties under operating leases that have remaining noncancelable lease terms in excess of one year as of December 31, 2022:

<u>Year ending December 31:</u>	<u>Rental Revenue</u>
2023.....	\$ 4,423
2024.....	3,157
2025.....	3,034
2026.....	3,197
2027.....	3,180
Thereafter.....	1,679

Business Combinations

SJW Group applies the provisions of ASC Topic 805—“Business Combinations” for the purchase accounting related to business acquisitions. Topic 805 requires SJW Group to recognize separately from goodwill the assets acquired and the liabilities assumed at the acquisition date fair values. Goodwill as of the acquisition date is measured as the excess of consideration transferred over the net of the acquisition date fair values of the assets acquired and the liabilities assumed. While SJW Group uses best available estimates and assumptions to accurately value assets acquired and liabilities assumed at the acquisition date, such estimates are inherently uncertain and subject to refinement. As a result, during the one year measurement period from the acquisition date, we record adjustments to the assets acquired and liabilities assumed with the corresponding offset to goodwill. Upon the conclusion of the measurement period or final determination of the values of assets acquired or liabilities assumed, whichever comes first, any subsequent adjustments are recorded to our Consolidated Statements of Comprehensive Income. Accounting for business combinations requires SJW Group to make significant estimates and assumptions, especially at the acquisition date, including estimates for intangible assets, contractual obligations assumed and pre-acquisition contingencies. Although SJW Group believes that the assumptions and estimates we make are reasonable and appropriate, they are based in part on historical experience and information obtained from the acquired company’s management and are inherently uncertain. Events and circumstances may occur that may affect the accuracy or validity of such assumptions, estimates or actual results. The purchase price allocation process requires management to make significant estimates and assumptions with respect to intangible assets. Although SJW Group believes the assumptions and estimates made are reasonable, they are based in part on historical experience, market conditions and information obtained from management of the acquired companies and are inherently uncertain. Examples of critical estimates in valuing certain of the intangible assets we have acquired include, but are not limited to: future expected cash flows from services; historical and expected customer attrition rates and anticipated growth in revenue from acquired customers; the expected use of the acquired assets; and discount rates. See Note 14, “Business Combinations” for further discussion.

Impairment of Long-Lived Assets and Goodwill

In accordance with the requirements of Financial Accounting Standards Board (“FASB”) ASC Topic 360—“Property, Plant and Equipment,” the long-lived assets of SJW Group are reviewed for impairment when changes in circumstances or events require adjustments to the carrying values of the assets. When such changes in circumstances or events occur, the company assesses recoverability by determining whether the carrying value of such assets will be recovered through the undiscounted expected future cash flows. To the extent an impairment exists, the asset is written down to its estimated fair value with a corresponding charge to operations in the period in which the impairment is identified. Long-lived assets consist primarily of utility plant in service, goodwill, regulatory assets, real estate investments and intangible assets. SJW Group first performs a qualitative assessment to determine whether it is necessary to perform the quantitative impairment test. In assessing the qualitative factors, SJW Group considers the impact of these key factors: change in industry and competitive environment, financial performance, and other relevant Company-specific events. If SJW Group determines that as a result of the qualitative assessment it is more likely than not (> 50% likelihood) that the fair value is less than carrying amount, then a quantitative test is performed. No impairments occurred during 2022 and 2020. During the year ended December 31, 2021, SJW Group determined that an implementation project for a customer care billing system at SJWTX will no longer be pursued and accordingly wrote-off \$2,211 of accumulated costs for the project that were previously recorded as construction in progress on the consolidated balance sheets.

Goodwill represents the excess of the purchase price paid over the estimated fair value of the assets acquired and liabilities assumed in the acquisition of a business. Goodwill is not amortized but is tested for impairment annually on October 1st or

more frequently if an event occurs or circumstances change that would more likely than not, reduce the fair value of a reporting unit below its carrying amount. SJW Group first performs a qualitative assessment to determine whether it is necessary to perform the quantitative impairment test. In assessing the qualitative factors, SJW Group considers the impact of these key factors: change in industry and competitive environment, financial performance, macroeconomic conditions, and other relevant Company-specific events. If SJW Group determines that as a result of the qualitative assessment it is more likely than not (> 50% likelihood) that the fair value is less than carrying amount, then a quantitative test is performed. SJW Group’s goodwill is primarily associated with the recent merger with CTWS in 2019. As of October 1, 2021, SJW Group performed a qualitative assessment and found no indicators of impairment and therefore did not perform the quantitative impairment test. No goodwill impairments occurred during 2022, 2021 or 2020.

Cash and Cash Equivalents

Cash and cash equivalents primarily consist of cash on deposit with banks with maturities of three months or less from the date of purchase. Restricted funds consist of proceeds from state revolving fund bond issuances to Maine Water of \$4,000 on December 23, 2020, for capital expenditures. Proceeds were held by a trustee for the bonds and released when the funding conditions are met. As of December 31, 2021, \$2,789 of the proceeds from the December 23, 2020, bond were released by the trustee, and a balance of \$1,211 remains.

Financial Instruments and Investments

The following instruments are not measured at fair value on the company’s consolidated balance sheets but require disclosure of fair values: cash and cash equivalents, accounts receivable and accounts payable. The estimated fair value of such instruments approximates their carrying value as reported on the consolidated balance sheets. The fair value of such financial instruments are determined using the income approach based on the present value of estimated future cash flows. The fair value of these instruments would be categorized as Level 2 in the fair value hierarchy, with the exception of cash and cash equivalents, which would be categorized as Level 1. The fair value of long-term debt is discussed in Note 6, “Long-Term Debt” and pension plan assets in Note 11, “Benefit Plans”.

SJW Group has investments in company owned life insurance which are valued at cash surrender value of the policies as reported by the insurer. The value of these contracts is based principally on a referenced pool of investment funds that actively redeem shares, are observable and measurable, and are presented in “Other investments” on SJW Group’s Consolidated Balance Sheets. As of December 31, 2022 and 2021, the value of the company owned life insurance was \$7,342 and \$8,026, respectively, of which \$3,420 and \$4,191, respectively, was related to assets to fund CTWS’ supplemental retirement plan agreements. See discussion on pension plans in Note 11, “Benefit Plans”.

Income Taxes

Income taxes are accounted for using the asset and liability method. Deferred tax assets and liabilities are recognized for the effect of temporary differences between financial and tax reporting. Deferred tax assets and liabilities are measured using current tax rates in effect. The effect on deferred tax assets and liabilities of a change in tax rates is recognized in the period that includes the enactment date.

To the extent permitted by the regulators, investment tax credits resulting from utility plant additions are deferred and amortized over the estimated useful lives of the related property.

Advances for Construction and Contributions in Aid of Construction

In California, advances for construction received after 1981 are primarily refunded ratably over 40 years. In Connecticut and Maine, advances for construction are refunded as services are connected to the main, over periods not exceeding 15 years and in Texas advances for construction are non-refundable. Estimated refunds for the next five years and thereafter are shown below:

	<u>Estimated Refunds</u>
2023.....	\$ 3,372
2024.....	3,332
2025.....	3,135
2026.....	2,931
2027.....	2,749
Thereafter.....	47,370

As of December 31, 2022, advances for construction were \$137,696 of which \$46,380 was related to non-refundable advances for construction and \$28,427 was related to advances which are refunded based on service connections made. As of

December 31, 2022 and 2021, the fair value of the advances for construction refunded ratably over 40 years is \$44,715 and \$51,067, respectively.

Contributions in aid of construction represent funds received from developers that are not refundable under applicable regulations. Depreciation applicable to utility plant constructed with these contributions is charged to contributions in aid of construction.

Customer advances and contributions in aid of construction received subsequent to 1986 and prior to June 12, 1996, generally must be included in federal taxable income, except for CTWS. Taxes paid relating to advances and contributions are recorded as deferred tax assets for financial reporting purposes and are amortized over 40 years for advances and over the tax depreciable life of the related asset for contributions. Receipts subsequent to June 12, 1996, are generally exempt from federal taxable income, unless specifically prescribed under treasury regulations, including CTWS.

Advances and contributions received subsequent to 1991 and prior to 1997 are included in state taxable income, except for CTWS.

Asset Retirement Obligation

SJW Group’s asset retirement obligation is recorded as a liability included in other non-current liabilities. It reflects principally the retirement costs of wells and other anticipated clean-up costs, which by law, must be remediated upon retirement. Retirement costs have historically been recovered through rates at the time of retirement. As a result, a regulatory asset is also recorded.

As of December 31, 2022 and 2021, the asset retirement obligation is as follows:

	2022	2021
Estimated future retirement costs	\$ 4,426	4,511
Discount rate	6 %	6 %
Retirement obligation, present value	\$ 920	925

Revenue

Management has determined that the company has principally five categories of revenues.

The first category is recognized in accordance with ASC Topic 606—“Revenue from Contracts with Customers” and represents metered revenue of Water Utility Services which includes billings to customers based on meter readings plus an estimate of water used between the customers’ last meter reading and the end of the accounting period. SJW Group satisfies its performance obligation upon delivery of water to the customer at which time the customer consumes the benefits provided by the company. The customer is typically billed on a quarterly or bi-monthly basis after water delivery has occurred. The customer is charged both a service charge which is based upon meter size and covers a portion of the fixed costs of furnishing water to the customer and a consumption charge based on actual water usage. Unbilled revenue from the last meter reading date to the end of the accounting period is estimated based on the most recent usage patterns, production records and the effective tariff rates. As the company has the right to bill for services that it has provided, SJW Group estimates the dollar value of deliveries during the unbilled period and recognizes the associated revenue. Actual results could differ from those estimates, which may result in an adjustment to revenue when billed in a subsequent period.

The second category is recognized in accordance with ASC Topic 980-605-25—“Alternative Revenue Programs”. Under Programs established by the CPUC and Public Utilities Regulatory Authority of Connecticut (“PURA”), allowing for automatic adjustment of future rates, the company recognizes revenue when it is objectively determinable, probable of recovery and expected to be collected within 24 months of the year-end in which the revenue is recognized. A reserve, based on an estimate of actual usage over the recovery period, is recorded for amounts SJW Group estimates will not be collected within the 24-month period. SJW Group’s alternative revenue programs include SJWC’s Water Conservation Memorandum Account (“WCMA”) and CTWS’s Water Rate Adjustment mechanism (“WRA”).

- The WCMA allows SJWC to track lost revenue, net of related water costs, associated with reduced sales due to water conservation and associated calls for water use reductions. SJWC records the lost revenue captured in the WCMA balancing accounts. In 2021, with the declaration of a drought emergency and conservation mandates in California by Governor Gavin Newsom and Santa Clara Valley Water District (“Valley Water”), SJWC obtained approval to reestablish a WCMA effective July 20, 2021. For the year ended December 31, 2022 and 2021, SJWC recognized \$4,041 and \$3,243, respectively, in lost revenues accumulated in the WCMA. Effective on November 11, 2022, the CPUC approved the net refund of the overcollected drought surcharges of \$23,753 and lost revenues in WCMA of \$3,279 in Advice Letter No. 582.

- The WRA allows Connecticut Water to mitigate risk associated with changes in demand. The WRA is used to reconcile actual water demands with the demands projected in the most recent general rate case and allows companies to implement a surcharge or surcredit as necessary to recover the revenues approved in the general rate case. The WRA allows the company to defer, as a regulatory asset or liability, the amount by which actual revenues deviate from the revenues allowed in the most recent general rate proceedings.

The third and fourth category represents the impact of other balancing and memorandum accounts and other regulatory mechanisms that are accounted for under FASB ASC Topic 980—“Regulated Operations”. Balancing and memorandum accounts are recognized by SJWC when it is probable that future recovery of previously incurred costs or future refunds that are to be credited to customers will occur through the ratemaking process.

The last category, rental income, represents lease rental income. Tenants pay monthly in accordance with lease agreements and SJW Group recognizes the income ratably over the lease term as this is the most representative of the pattern in which the benefit is expected to be derived from SJW Group’s underlying asset.

The major streams of revenue for SJW Group are as follows:

	<u>2022</u>	<u>2021</u>	<u>2020</u>
Revenue from contracts with customers	\$ 586,918	559,568	549,270
Alternative revenue programs, net	(1,312)	5,304	(493)
Other balancing and memorandum accounts, net	30,179	5,138	11,856
Other regulatory mechanisms, net	(692)	(1,703)	(1,639)
Rental income	5,605	5,379	5,532
	<u>\$ 620,698</u>	<u>573,686</u>	<u>564,526</u>

Revenue also includes a surcharge collected from regulated customers that is paid to the CPUC. This surcharge is recorded both in operating revenues and administrative and general expenses. For the years ended December 31, 2022, 2021 and 2020, the surcharge was \$6,121, \$5,691 and \$4,911, respectively.

Share-Based Compensation

SJW Group calculates the fair value of service-based and performance-based restricted stock awards based on the grant date fair value of the company’s stock price reduced by the present value of the dividends expected to be declared on outstanding shares.

SJW Group utilizes the Monte Carlo valuation model, which requires the use of subjective assumptions, to compute the fair value of market-vesting restricted stock units.

The compensation cost for service-based restricted stock awards are charged to income on a straight-line basis over the requisite service period, which is the vesting period. For performance-based stock awards, compensation expense is charged to income on a straight-line basis over the requisite service period based on expected attainment of performance targets. Changes in the estimates of the expected attainment of performance targets will result in a change in the number of shares that are expected to vest which may cause a cumulative catch up for the amount of share-based compensation expense during each reporting period in which such estimates are altered. Forfeitures are accounted for as they occur.

Earnings per Share

Basic earnings per share is calculated using income available to common stockholders, divided by the weighted average number of shares outstanding during the year. Diluted earnings per share is calculated using income available to common stockholders divided by the weighted average number of shares of common stock including both shares outstanding and shares potentially issuable in connection with deferred restricted common stock awards under SJW Group’s Long-Term Incentive Plan and shares potentially issuable under the Employee Stock Purchase Plans. Restricted common stock units of 25,127, 16,347 and 22,396 as of December 31, 2022, 2021 and 2020, respectively, were excluded from the dilutive earnings per share calculation as their effect would have been anti-dilutive.

Note 3. Regulatory Matters

Regulation

Water Utility Services are subject to rate regulation based on cost recovery and meets the criteria of accounting guidance for rate-regulated operations, which considers the timing of the recognition of certain revenues and expenses. SJW Group’s consolidated financial statements reflect the effects of the rate-making process. The rate-making process is intended to provide

revenues sufficient to recover normal operating expenses, provide funds for replacement of water infrastructure and produce a fair and reasonable return on stockholder common equity.

Regulatory Assets, Net

Water Utility Services recognizes regulatory assets and liabilities for amounts that are deemed probable of recovery from, or refund to, customers. Determining probability requires significant judgement by management and includes assessing evidence that may exist prior to regulatory authorization, including regulatory rules and decisions, historical ratemaking practices, and other facts and circumstances that would indicate that recovery or refund is probable.

If the utility determines that it is no longer probable that regulatory assets would be recovered or reflected in future rates, or if the utility ceased to be subject to rate regulation, the regulatory assets would be charged against income in the period in which that determination was made. If regulatory accounting did not apply, the utility's future financial results could become more volatile as compared to historical financial results due to the differences in the timing of expense or revenue recognition.

The company adjusts the related asset and liabilities for these items through its regulatory asset and liability accounts at year-end, except for certain postretirement benefit costs and balancing and memorandum accounts which are adjusted monthly.

Rate-regulated enterprises are required to charge a regulatory asset to earnings if and when it is determined that the asset is no longer probable of recovery. SJW Group continually evaluates the recoverability of regulatory assets by assessing whether the amortization of the balance over the remaining life can be recovered through expected and undiscounted future cash flows.

SJW Group's net regulatory assets not earning a return primarily included postretirement pensions and other medical benefits unfunded amounts, and business combinations debt premium, net. The total amount of net regulatory assets not earning a return at December 31, 2022 and 2021, either by interest on the regulatory asset/liability or as a component of rate base at the allowed rate of return was \$52,066 and \$84,887, respectively.

Regulatory assets, net are comprised of the following as of December 31:

	<u>2022</u>	<u>2021</u>
Regulatory assets:		
Income tax temporary differences, net (a)	\$ 43,434	22,420
Postretirement pensions and other medical benefits	31,493	62,197
Business combinations debt premium	17,396	19,937
Balancing and memorandum accounts, net	45,769	38,334
WRA (b)	(4,488)	2,588
Other, net (c)	9,739	9,145
Total regulatory assets, net	<u>143,343</u>	<u>154,621</u>
Less: current regulatory asset, net	<u>16,068</u>	<u>2,629</u>
Total regulatory assets, net, less current portion	<u>\$ 127,275</u>	<u>151,992</u>

(a) The company expects to recover regulatory assets related to plant depreciation income tax temporary differences over the average lives of the plant assets of between 5 to 75 years.

(b) WRA is a Connecticut Water decoupling mechanism that qualifies as an alternative revenue program. It is used to reconcile actual water demands with the demands projected in the most recent general rate case and allows companies to implement a surcharge or surcredit as necessary to recover the revenues approved in the general rate case.

(c) Other, net includes other regulatory mechanisms, accrued benefits for vacation, and asset retirement obligations that have not yet been passed through in rates.

Balancing and Memorandum Accounts

In California, the CPUC has established a balancing account mechanism for the purpose of tracking the under-collection or over-collection associated with expense changes and the revenue authorized by the CPUC to offset those expense changes. SJWC also maintains memorandum accounts to track revenue impacts due to catastrophic events, certain unforeseen water quality expenses related to new federal and state water quality standards, energy efficiency, water conservation, water tariffs, and other approved activities or as directed by the CPUC.

All balancing accounts and memorandum-type accounts not included for recovery or refund in the current general rate case will be reviewed by the CPUC in SJWC's next general rate case or at the time an individual account balance reaches a threshold of 2% of authorized revenue, whichever occurs first. As of December 31, 2022, the total balance in SJWC's balancing and memorandum accounts combined, including interest, that has not been recorded into the financial statements was a net under-

collection of \$655. On October 11, 2022, the CPUC issued General Rate Case Decision No. 22-10-005, which approved a recovery of \$18,174 in balancing and memorandum accounts from customers.

SJWC met the recognition requirements for certain of its balancing and memorandum accounts and certain amounts subject to balancing and memorandum accounts and recorded regulatory assets, net, as follows:

	For the year ended December 31, 2022			
	Beginning Balance	Regulatory Asset Increase (Decrease)	Refunds (Collections) Adjustments	Ending Balance
Revenue accounts:				
Monterey Water Revenue Adjustment Mechanism (“MWRAM”)	\$ 16,866	6,089	(12,091)	10,864
WCMA (a)	3,534	4,041	(12,614)	(5,039)
Cost of capital memorandum accounts	(1,563)	(28)	1,416	(175)
2022 GRC interim memorandum account	—	20,650	—	20,650
All others	(386)	2,034	795	2,443
Total revenue accounts	18,451	32,786	(22,494)	28,743
Cost-recovery accounts:				
Water supply costs	10,545	3,830	(4,502)	9,873
Pension	4,941	(249)	(1,857)	2,835
PRVMA (b)	707	9	(365)	351
CEMA (c)	3,245	240	—	3,485
All others	445	1,830	(1,793)	482
Total cost-recovery accounts	19,883	5,660	(8,517)	17,026
Total	\$ 38,334	38,446	(31,011)	45,769
For the year ended December 31, 2021				
	Beginning Balance	Regulatory Asset Increase (Decrease)	Refunds (Collections) Adjustments	Ending Balance
Revenue accounts:				
MWRAM	\$ 12,077	4,788	1	16,866
WCMA (a)	666	3,243	(375)	3,534
Cost of capital memorandum accounts	(1,561)	(2)	—	(1,563)
All others	(1,139)	750	3	(386)
Total revenue accounts	10,043	8,779	(371)	18,451
Cost-recovery accounts:				
Water supply costs	8,123	2,421	1	10,545
Pension	3,478	1,464	(1)	4,941
PRVMA (b)	1,108	1	(402)	707
CEMA (c)	2,266	979	—	3,245
All others	445	—	—	445
Total cost-recovery accounts	15,420	4,865	(402)	19,883
Total	\$ 25,463	13,644	(773)	38,334

- (a) In 2021, with the declaration of a drought emergency and conservation mandates in California by Governor Gavin Newsom and Valley Water, SJWC obtained approval to reestablish a WCMA effective July 20, 2021. Drought surcharges collected are used to offset the revenue losses tracked in the WCMA. For the year ended December 31, 2022 and 2021, SJWC recognized \$4,041 and \$3,243, respectively, in lost revenues accumulated in the WCMA. Effective on November 11, 2022, the CPUC approved the refund of the net WCMA balance of \$20,474 to customers.
- (b) On August 27, 2020, the Hydro Generation Research, Development and Demonstration Memorandum Account (“PRVMA”) costs of \$1,219 were approved for recovery by the CPUC.
- (c) On March 4, 2020, the California Governor declared a State of Emergency related to COVID-19. In response, the CPUC ordered its regulated water utilities to implement emergency customer protections in accordance with the Company’s Disaster Relief Customer Protections and Outreach Plan, including waiving reconnection deposits, offering payment arrangements, suspending water service disconnections due to non-payment and requiring water utilities to develop a transition plan regarding shutoffs and terminations with customers once the moratorium ends. The customer

protections extended through to February 1, 2022. CPUC authorized water utilities to activate a COVID-19 Catastrophic Event Memorandum Account (“CEMA”) in order to track savings and costs related to SJWC’s response, which includes labor and materials, increases in bad debt from the suspension of shutoffs for non-payment, waived deposits and reconnection fees, and divergence from actual versus authorized usage. The CEMA was activated for SJWC through the filing of Advice Letter No. 546 on March 19, 2020. SJWC anticipates requesting recovery of the COVID-19 pandemic response costs in a future general rate case or other filings. SJWC has determined that future recovery of the account is probable and recognized a regulatory asset of \$240 and \$979 in the years ended December 31, 2022 and 2021, respectively.

Note 4. Capitalization

SJW Group is authorized to issue 70,000,000 shares of common stock of \$0.001 par value per share. At December 31, 2022 and 2021, 30,801,912 and 30,181,348, respectively, shares of common stock were issued and outstanding.

As of December 31, 2022 and 2021, 1,000,000 shares of preferred stock of \$0.001 par value per share were authorized for SJW Group. At December 31, 2022 and 2021, no shares of preferred stock were issued or outstanding.

On November 17, 2021, SJW Group entered into an equity distribution agreement (the “Equity Distribution Agreement”) with J.P. Morgan Securities LLC, Janney Montgomery Scott LLC, RBC Capital Markets, LLC and Wells Fargo Securities, LLC, pursuant to which the Company may offer and sell shares of its common stock, \$0.001 par value per share, from time to time in “at-the-market” offerings, having an aggregate gross sales price of up to \$100,000. For the twelve months ended December 31, 2022, SJW Group issued and sold a total of 529,736 shares of common stock with a weighted average price of \$75.49 per share and received approximately \$39,179 in net proceeds under the Equity Distribution Agreement. Since the inception of the Equity Distribution Agreement, SJW Group has issued and sold 884,851 shares of common stock with a weighted average price of \$73.44 for a total net proceeds of \$63,432 and has a remaining \$35,012 under the Equity Distribution Agreement to issue into shares.

On March 8, 2021, SJW Group entered into an underwriting agreement with J.P. Morgan Securities LLC, as the representative of the several underwriters named therein (the “Underwriters”), which provided for the issuance and sale by SJW Group to the Underwriters 1,030,000 shares of common stock, par value \$0.001 per share, in an underwritten public offering (the “Offering”). The shares in the Offering were sold at a public offering price of \$59.00 per share. SJW Group also granted the Underwriters an option to purchase up to 154,500 additional shares of common stock, which was exercised in full. The Offering closed on March 11, 2021, and the offering of option shares closed on March 16, 2021. SJW Group received net proceeds of approximately \$66,775 from the Offering and the sale of option shares, after deducting the underwriting discounts and commissions and offering expenses.

Note 5. Lines of Credit

SJW Group and its subsidiaries have unsecured line of credit agreements where borrowings are used to refinance existing debt, for working capital, and for general corporate purposes. A summary of the line of agreements as of December 31, 2022 and 2021 are as follows:

	Maturity Date	Line Limit	2022		2021
			Amounts Outstanding	Unused Portion	Amounts Outstanding
Syndicated credit agreement:.....	August 2, 2027				
SJW Group		\$ 50,000	—	50,000	—
SJWC		140,000	95,000	45,000	—
CTWS		90,000	20,000	70,000	—
SJWTX		20,000	—	20,000	—
Total syndicated credit agreement		300,000	115,000	185,000	—
CTWS credit agreement	December 14, 2023	10,000	4,578	5,422	22,996
CTWS credit agreement	May 15, 2025	40,000	40,000	—	40,000
		<u>\$ 350,000</u>	<u>159,578</u>	<u>190,422</u>	<u>62,996</u>

On August 2, 2022, SJW Group, SJWC, SJWTX, and CTWS entered into a \$300,000 credit agreement (the “Credit Agreement”) with JPMorgan Chase Bank, N.A., as Administrative Agent (“JP Morgan”), Wells Fargo Bank, National Association, as Documentation Agent, and a syndicate of banks. Proceeds of borrowings under the Credit Agreement will be used for refinancing existing debt, working capital, and general corporate purposes. The Credit Agreement has a maturity date of August 2, 2027.

Under the terms of the Credit Agreement, each of SJW Group, SJWC, SJWTX, and CTWS is a borrower with several and not joint liability. Each borrower has an initial borrowing entitlement, or sublimit, which can be periodically adjusted from time to time as set forth in the Credit Agreement. The initial sublimit of each borrower is as presented in the table above.

Borrowings under the Credit Agreement bear interest at either the Alternative Base Rate (as defined in the Credit Agreement and hereinafter referred to as “ABR”) or the Adjusted Term Secured Overnight Financing Rate (as defined in the Credit Agreement and hereinafter referred to as “SOFR”). ABR borrowings (which are borrowings bearing interest at a rate determined by reference to ABR) will bear interest at a rate per annum equal to ABR plus the applicable rate. SOFR borrowings (which are borrowings bearing interest at a rate determined by reference to SOFR) will bear interest at a rate per annum equal to SOFR plus the applicable rate. The applicable rate and pricing is variable depending on credit ratings of the borrower.

The Credit Agreement contains customary representations, warranties and events of default, as well as certain restrictive covenants customary for facilities of this type, including restrictions on indebtedness, liens, asset sales, and fundamental changes. The Credit Agreement also includes a financial covenant that requires each of the borrowers to maintain its funded debt to capitalization ratio at or below 70%.

This Credit Agreement replaces the existing \$140,000 credit agreement, dated April 23, 2021, between SJWC and JP Morgan and the existing \$5,000 credit agreement, dated April 23, 2021, between SJWTX and JP Morgan, with SJW Group as guarantor, both of which were terminated upon entering into the Credit Agreement and were set to mature on December 31, 2023. In addition, on August 2, 2022, CTWS and Citizens Bank, National Association, entered into a fourth modification to the amended and restated revolving credit facility, dated December 18, 2019, as amended, pursuant to which the credit commitment was reduced from \$75,000 to \$10,000.

On October 31, 2022, CTWS and Citizens Bank, National Association, entered into a fifth modification to the amended and restated revolving credit facility to update the interest rate from London Interbank Offered Rate (“LIBOR”) plus the applicable rate to SOFR plus the applicable rate.

On February 6, 2023, CTWS modified its existing \$40,000 credit agreement with CoBank to update the interest rate from LIBOR plus the applicable rate to SOFR plus the applicable rate.

On February 6, 2023, CTWS entered into a third amendment to the amended and restated promissory note and supplement with CoBank to update the one of the stated terms regarding one of interest rate options from LIBOR plus the applicable rate to SOFR plus the applicable rate. CTWS previously locked the interest rate under this agreement such that this amendment has no impact.

Cost of borrowing on the lines of credit averaged 3.41% and 1.32% as of December 31, 2022 and 2021, respectively.

All of SJW Group’s and subsidiaries lines of credit contain customary representations, warranties and events of default, as well as certain restrictive covenants customary for facilities of this type, including restrictions on indebtedness, liens, acquisitions and investments, restricted payments, asset sales, and fundamental changes. The lines of credit also include certain customary financial covenants such as a funded debt to capitalization ratio and a minimum interest coverage ratio. As of December 31, 2022, SJW Group and its subsidiaries were in compliance with all covenants on the lines of credit.

Note 6. Long-Term Debt

Long-term debt as of December 31 was as follows:

<u>Description</u>	<u>Rate</u>	<u>Maturity</u>	<u>2022</u>	<u>2021</u>
SJW Group Senior notes (a).....	2.47% - 3.53%	2029 - 2039	\$ 560,000	560,000
SJWC:				
Senior notes (a).....	3.00% - 7.37%	2024 - 2051	400,000	420,000
California Pollution Control Financing Authority Revenue Bond.....	4.75%	2046	70,000	120,000
Total SJWC.....			<u>470,000</u>	<u>540,000</u>
CTWS bank term loans.....	4.09%, 4.15%	2027, 2037	18,444	20,351
Connecticut Water:				
Connecticut Innovations Revenue Bonds, variable rate.....		2028 - 2029	22,050	22,050
Senior notes (a).....	3.07% - 4.71%	2037 - 2052	195,000	170,000
Bank term loans.....	4.04% - 4.75%	2028 - 2036	96,295	111,090
Total Connecticut Water.....			<u>313,345</u>	<u>303,140</u>
SJWTX:				
Senior note (a).....	6.27%	2036	15,000	15,000
Bank term loans.....	4.01% - 5.54%	2041, 2052	45,000	30,000
Total SJWTX.....			<u>60,000</u>	<u>45,000</u>
Maine Water:				
State revolving fund loans.....	0.00% - 2.23%	2023 - 2048	15,699	17,264
Other First Mortgage Bond.....	8.95%	2024	1,800	2,700
Bank term loans.....	3.89% - 5.51%	2024 - 2043	49,500	34,500
Total Maine Water.....			<u>66,999</u>	<u>54,464</u>
Total debt.....			1,488,788	1,522,955
Unamortized debt premium, net (b).....			17,396	19,937
Unamortized debt issuance costs.....			(9,859)	(10,851)
Current portion.....			(4,360)	(39,106)
Total long-term debt, less current portion.....			<u>\$ 1,491,965</u>	<u>1,492,935</u>

(a) Senior notes held by institutional investors are unsecured obligations of SJW Group, SJWC, Connecticut Water, SJWTX and Maine Water and require interest-only payments until maturity. To minimize issuance costs, the companies' debt has primarily been placed privately.

(b) Consists of fair value adjustments recognized through purchase accounting for the completed merger with CTWS on October 9, 2019.

The following is a table of the consolidated company's schedule of principal payments:

<u>Year</u>	
2023.....	\$ 4,360
2024.....	48,983
2025.....	3,648
2026.....	23,303
2027.....	2,299
Thereafter.....	1,406,195

The estimated fair value of long-term debt as of December 31, 2022 and 2021 was approximately \$1,294,354 and \$1,651,825, respectively, and was determined using a discounted cash flow analysis, based on the current rates for similar financial instruments of the same duration and creditworthiness of the Company. The fair value of long-term debt would be categorized as Level 2 of the fair value hierarchy.

SJWC

On July 14, 2022, SJWC entered into a note purchase agreement with certain affiliates of New York Life Insurance, Metropolitan Life Insurance, Northwestern Mutual Life Insurance, and John Hancock Life Insurance (collectively the “Purchasers”), pursuant to which the company will sell an aggregate principal amount of \$70,000 of its 4.85% Senior Notes, Series P (“Series P Notes”) to the Purchasers. The Series P Notes are unsecured obligations of SJWC and are due on February 1, 2053. Interest is payable semi-annually in arrears on February 1st and August 1st of each year. The note purchase agreement contains customary affirmative and negative covenants for as long as the Series P Notes are outstanding. The Series P Notes are also subject to customary events of default. The closing of the note purchase agreement occurred on January 25, 2023.

Connecticut Water

On June 28, 2022, Connecticut Water entered into a note purchase agreement with certain affiliates of New York Life Insurance Company, pursuant to which Connecticut Water sold an aggregate principal amount of \$25,000 of its 4.71% Senior Notes, Series 2022, due 2052. The closing of the note purchase agreement occurred on December 14, 2022. The Series 2022 Notes are unsecured obligations of Connecticut Water. Interest is payable semi-annually in arrears on June 15th and December 15th of each year.

SJWTX

On October 31, 2022, SJWTX entered into a credit with a commercial bank, pursuant to an existing master loan agreement under which the commercial bank issued SJWTX a promissory note on the same date with an aggregate principal amount of \$15,000 at a fixed interest rate of 5.54% due on May 30, 2052. The notes are unsecured obligations of SJWTX. Interest is payable quarterly in arrears on the 20th day of January, April, July and October of each year.

Maine Water

On April 6, 2022, Maine Water entered into a credit agreement with a commercial bank, pursuant to an existing master loan agreement under which the commercial bank issued Maine Water a promissory note on the same date with an aggregate principal amount of \$15,000 at a fixed interest rate of 4.54%, due May 31, 2042. The notes are unsecured obligations of Maine Water. Interest is payable quarterly in arrears on the 20th day of January, April, July and October of each year. Proceeds from the borrowing were received on May 13, 2022.

Financial Covenants

The debt and credit agreements of SJW Group and its subsidiaries contain various financial and other covenants. Non-compliance with these covenants could result in accelerated due dates and termination of the agreements. In addition, the credit agreements contain customary representations and warranties and subject to customary events of default, which may result in outstanding notes becoming immediately due and payable. As of December 31, 2022, SJW Group and its subsidiaries were in compliance with all covenants related to its long-term debt agreements.

Note 7. Income Taxes

The components of income tax expense were:

	<u>2022</u>	<u>2021</u>	<u>2020</u>
Current:			
Federal.....	\$ 8,570	8,587	11,349
State.....	3,170	2,633	2,528
Deferred:			
Federal.....	(3,223)	(3,811)	(8,073)
State.....	(21)	960	2,576
	<u>\$ 8,496</u>	<u>8,369</u>	<u>8,380</u>

The following table reconciles income tax expense to the amount computed by applying the federal statutory rate to income before income taxes of \$82,324, \$68,847 and \$69,895 in 2022, 2021 and 2020, respectively:

	<u>2022</u>	<u>2021</u>	<u>2020</u>
Income tax at federal statutory rate	\$ 17,288	14,458	14,678
Increase (decrease) in taxes attributable to:			
State taxes, net of federal income tax benefit	5,328	4,572	4,142
Uncertain tax positions	1,483	1,678	1,351
Property flow-through	(13,091)	(8,573)	(9,215)
Capitalized merger costs	—	—	(296)
Reversal of excess deferred taxes recognized in regulatory liability	(3,885)	(3,295)	(2,912)
Pension flow-through	27	429	92
Stock-based compensation	(297)	(331)	(333)
Other items, net	1,643	(569)	873
	<u>\$ 8,496</u>	<u>8,369</u>	<u>8,380</u>

The components of the net deferred tax liability as of December 31 was as follows:

	<u>2022</u>	<u>2021</u>
Deferred tax assets:		
Advances and contributions	\$ 25,462	24,584
Unamortized investment tax credit	575	599
Pensions, postretirement benefits and stock-based compensation	23,161	32,396
Debt premium, net	4,868	5,579
California franchise tax	640	514
Deferred revenue	1,444	—
Other	6,627	8,128
Total deferred tax assets	<u>62,777</u>	<u>71,800</u>
Deferred tax liabilities:		
Utility plant	229,500	216,497
Pension and postretirement	17,709	24,779
Deferred gain and other-property	5,982	5,901
Regulatory asset - business combinations debt premium, net	4,868	5,579
Intangibles	2,943	3,193
Deferred revenue	—	773
Regulatory asset - income tax temporary differences, net	12,849	6,867
Section 481(a) adjustments	1,573	3,111
Other	5,508	5,551
Total deferred tax liabilities	<u>280,932</u>	<u>272,251</u>
Net deferred tax liabilities	<u>\$ 218,155</u>	<u>200,451</u>

Management evaluates the realizability of deferred tax assets based on all available evidence, both positive and negative. The realization of deferred tax assets is dependent on our ability to generate sufficient future taxable income during periods in which the deferred tax assets are expected to reverse. Based on all available evidence, management believes it is more likely than not that SJW Group will realize the benefits of its deferred tax assets. Accordingly, the valuation allowance relating to deferred tax assets acquired from CTWS was released in 2020 through purchase accounting adjustments made within the measurement period. Net operating loss carryforwards expire beginning in 2032 and ending in 2039. As of December 31, 2022, the estimated amount of net operating loss carryforwards available to offset future taxable income for Connecticut purposes is \$22,966. The estimated state tax credit carryforwards are \$694 which will expire beginning in 2023 and ending in 2040.

The change in the net deferred tax liabilities of \$17,704 in 2022 included other non-cash items primarily consisting of regulatory assets and liabilities relating to income tax temporary differences.

The total amount of unrecognized tax benefits, before the impact of deductions for state taxes, excluding interest and penalties was \$9,004 and \$7,961 as of December 31, 2022 and 2021, respectively. The amount of tax benefits, net of any federal benefits for state taxes that would impact the effective rate, if recognized, is approximately \$8,262 and \$7,009 as of December 31, 2022 and 2021, respectively.

A reconciliation of the beginning and ending amount of unrecognized tax benefits is as follows:

	2022	2021	2020
Balance at beginning of year	\$ 7,961	6,468	3,834
Increase related to tax positions taken during the current year	1,549	1,376	1,104
Increase related to tax positions taken during a prior year	—	117	1,530
Reductions related to statute expiration	(284)	—	—
Reductions related to tax positions taken in a prior year	(222)	—	—
Balance at end of year	<u>\$ 9,004</u>	<u>7,961</u>	<u>6,468</u>

The increase in gross unrecognized tax benefits in 2022 was primarily due to the uncertain tax position relating to repairs tax deductions.

SJW Group's policy is to classify interest and penalties associated with unrecognized tax benefits, if any, in tax expense. Accrued interest expense, net of the benefit of tax deductions which would be available on the payment of such interest, is approximately \$606 as of December 31, 2022. SJW Group has not accrued any penalties for unrecognized tax benefits. The amount of interest recognized in 2022 was an increase to expense of \$230.

SJW Group currently does not expect uncertain tax positions to change significantly over the next 12 months, except in the case of lapse of the statute of limitations.

SJW Group files U.S. federal income tax returns and income tax returns in various states and is subject to ordinary statute of limitation of three years for federal and three or four years for different state returns. However, due to tax attribute carryforwards, SJW Group is subject to examination for tax years 2009 forward for federal and 2012 forward for state returns of CTWS and its subsidiaries. The statute of limitation for SJW Group returns is closed for these extended years and remains open for 2019 and forward for federal and 2018 or 2019 and forward for different states.

Note 8. Utility Plant Intangible Assets

Intangible assets consist of a concession fee paid to the City of Cupertino of \$6,800 for operating the City of Cupertino municipal water system, \$13,400 related to the purchase premium for customer relationships and other intangibles of \$15,759 as of December 31, 2022. Other intangibles primarily consist of \$4,304 which was paid for service area and water rights by SJWTX, \$5,984 for infrastructure related to the Cupertino service concession arrangement, \$1,400 for customer relationships and \$1,040 incurred in conjunction with Valley Water water contracts related to the operation of SJWC. All intangible assets are recorded at cost and are primarily being amortized using the straight-line method over the legal or estimated economic life of the assets ranging from 5 to 70 years.

Amortization expense for the intangible assets was \$3,869, \$1,553 and \$1,401 for the years ended December 31, 2022, 2021 and 2020, respectively. Amortization expense for 2023 through 2027 and thereafter is anticipated to be \$1,518 per year.

The costs of intangible assets as of December 31, 2022 and 2021 are as follows:

	2022	2021
Concession fees	\$ 6,800	6,800
Purchase premium customer relationships	13,400	13,400
Other intangibles	15,759	16,076
Intangible assets	35,959	36,276
Less: Accumulated amortization		
Concession fees	6,693	6,596
Purchase premium customer relationships	2,881	1,988
Other intangibles	10,018	7,042
Net intangible assets	<u>\$ 16,367</u>	<u>20,650</u>

Note 9. Commitments

SJWC purchases water from Valley Water under terms of a master contract expiring in 2051. Delivery schedules for purchased water are based on a contract year beginning July 1, and are negotiated every three years under terms of the master contract with Valley Water. For the years ended December 31, 2022, 2021 and 2020, SJWC purchased from Valley Water 18,183 million gallons (\$96,793), 19,365 million gallons (\$91,938) and 21,269 million gallons (\$96,212), respectively, of contract water. On June 16, 2022, the Valley Water Board of Directors approved treated water deliveries reflecting the contractual delivery schedule reduced by 23% through June 30, 2023. Effective February 1, 2022, the treated water contract delivery schedule increased by 10%. Based on current prices and estimated deliveries, SJWC is committed to purchase from Valley Water a minimum of 90% of the reduced delivery schedule, or 18,864 million gallons (\$106,463) of water at the current contract water rate of \$5.6 per million gallons for the year ending December 31, 2023. Additionally, SJWC purchases non-contract water from Valley Water on an “as needed” basis if the water supply is available.

In 1997, SJWC entered into a 25-year contract agreement, as amended, with the City of Cupertino to operate the City’s municipal water system. SJWC paid a one-time, upfront concession fee of \$6,800 to the City of Cupertino and an incremental up-front payment of \$5,000 to be used by the City of Cupertino for capital improvements. On February 25, 2022, SJWC received a letter from the City of Cupertino exercising their option to extend the term of the lease an additional two years through October, 1, 2024. SJWC paid an additional \$1,600 concession fee for the extension period. The total fees paid for the agreement is being amortized over the contract term including the extension period.

Connecticut Water has an agreement with the South Central Connecticut Regional Water Authority (“RWA”) to purchase water from RWA. The agreement was signed in April 2006 and became effective upon the receipt of all regulatory approvals in 2008 and will remain in effect for a minimum of fifty years upon becoming effective. Connecticut Water will pay RWA \$75 per year as part of a capacity agreement, for a total of 14 years, starting on the effective date of the agreement, which ended in 2022. In addition, Connecticut Water is able, but under no obligation, to purchase up to one million gallons of water per day at the then current wholesale rates per the agreement, \$2.6 per million gallons as of December 31, 2021. Connecticut Water has an agreement with The Metropolitan District (“MDC”) to purchase water from MDC to serve the Unionville system. The agreement became effective on October 6, 2000 and has a term of fifty years beginning May 19, 2003, the date the water supply facilities related to the agreement were placed in service. Connecticut Water agrees to purchase 283 million gallons of water annually from MDC. The rate charged by the MDC at December 31, 2022 was \$4.09 per hundred cubic feet.

SJWTX has long-term contracts with the GBRA. The terms of the agreements expire in 2037, 2040, 2044 and 2050, respectively. The agreements, which are take-or-pay contracts, provide SJWTX with 7,650 acre-feet per year of water supply from Canyon Lake. The water rate may be adjusted by GBRA at any time, provided they give SJWTX a 60-day written notice on the proposed adjustment. SJWTX also has raw water supply agreements with the Lower Colorado River Authority and West Travis Public Utility Agency expiring in 2059 and 2046, respectively, to provide for 350 acre-feet of water per year from Lake Austin and the Colorado River, respectively, at prices that may be adjusted periodically by the agencies.

Maine Water has an agreement with the Kennebec Water District for potable water service. The agreement has been in place for 20 years and was extended on November 7, 2020 for a new term of up to 20 years. Maine Water guarantees a minimum consumption of 50 million gallons of water annually. Water sales to Maine Water are billed at a wholesale discount of \$0.20 per hundred cubic feet of water below Kennebec Water District’s tariffed rates. The current tariff rate was \$1.51 per hundred cubic feet as of December 31, 2022.

As of December 31, 2022, SJWC had 362 employees, of whom 215 were members of unions. In December of 2022, SJWC proposed a tentative three-year bargaining agreements with the International Union of Operating Engineers (“OE”), representing certain employees in the engineering department, and the Utility Workers of America (“OWUA”), representing the majority of all nonadministrative employees at SJWC covering January 1, 2023 through December 31, 2025. The agreements include a 6% wage increase in 2023, 3.5% in 2024 and 5.5% in 2025 for members of both unions. Acceptance of the OE and the OWUA bargaining agreements are anticipated in the first quarter of 2023.

Note 10. Contingencies

SJW Group and its subsidiaries are subject to ordinary routine litigation incidental to its business. There are no pending legal proceedings to which SJW Group or any of its subsidiaries is a party, or to which any of its properties is the subject, that are expected to have a material effect on SJW Group’s business, financial position, results of operations or cash flows.

Note 11. Benefit Plans
Pension Plans

SJW Group maintains noncontributory defined benefit pension plans for its eligible employees. SJWC and CTWS employees hired before March 31, 2008 and January 1, 2009, respectively, are entitled to benefits under the pension plans based on the employee’s years of service and compensation. For SJWC employees hired on or after March 31, 2008, benefits are determined using a cash balance formula based upon compensation credits and interest credits for each employee. Interest is credited based on the annual yield on 30-year Treasury bonds as of October for the preceding plan year with a minimum annual rate of 3.25% and a maximum annual rate of 6.00%. For the year ended December 31, 2022, interest credits assumption was 3.25%. Certain employees hired before March 1, 2012, and covered by a plan merged into the CTWS plan in 2013 are also entitled to benefits based on the employee’s years of service and compensation. CTWS employees hired on or after January 1, 2009 are entitled to an additional 1.5% of eligible compensation to their company sponsored savings plan. SJW Group does not have multi-employer plans.

The pension plans are administered by their respective committees where the investment strategy of the investments of the various pension and post-retirement benefit plans are reviewed and approved to achieve the goals of income generation and long-term capital preservation. SJW Group engages third-party investment managers to assist with, among other things, asset allocation strategy, investment policy advice, performance monitoring, and investment manager due diligence. Individual investment decisions have been delegated by the pension plan committees to the investment managers who are also monitored by an investment consultant. Investment managers are not permitted to invest outside of the asset class or strategy under the pension plans’ investment guidelines. The committees ensure that the plans establish a target mix that is expected to achieve its investment objectives, by assuring a broad diversification of investment assets among investment types, while minimizing volatility of the target asset mix, unless market conditions make such a change appropriate to reduce risk. The pension plans require a minimum portion of plan assets to be allocated to fixed income securities and provide guidelines and restrictions on equity investments for the assets.

Plan assets are marked to market at each measurement date, resulting in unrealized actuarial gains or losses. Unrealized actuarial gains and losses on pension assets are amortized over the expected future working lifetime of participants for actuarial expense calculation purposes. Market gains in 2021 decreased pension expense by approximately \$2,979 in 2022 and market gains in 2020 decreased pension expense by approximately \$2,442 in 2021. For the year ended December 31, 2022, the net actuarial gain of the benefit obligation was related primarily a gain from changes of discount rate of \$116,372, a \$12,422 loss from pension data changes, and a gain from mortality changes of \$4.

Generally, it is expected of the investment managers that the performance of the assets held in the pension plans, computed on a total annual rate of return basis, should meet or exceed specific performance standards over a three-to-five-year period and/or full market cycle. These standards include specific absolute and risk-adjusted performance standards over a three-to-five-year period and/or full market cycle. The expected long-term rate of return on the pension plan assets is between 6.50% and 6.75% for the year ended December 31, 2022.

SJW Group calculates the market-related value of defined benefit pension plan assets, which is defined under FASB ASC Topic 715—“Compensation—Retirement Benefits” as a balance used to calculate the expected return on plan assets, using fair value. The fair value is based on quoted prices in active markets for identical assets and significant observable inputs.

Senior management hired before March 31, 2008 for SJWC and January 1, 2009 for CTWS are eligible to receive additional retirement benefits under the supplemental executive retirement plans and retirement contracts (collectively, “SERP”). SJWC’s senior management hired on or after March 31, 2008 are eligible to receive additional retirement benefits under SJWC’s Cash Balance Executive Supplemental Retirement Plan (“Cash Balance Executive Supplemental Retirement Plan”). Both of the

plans are non-qualified plans in which only senior management and other designated members of management may participate. The annual cost of the plans has been included in the determination of the net periodic benefit cost shown below. The SERP and Cash Balance Executive Supplemental Retirement Plan had a projected benefit obligation of \$39,455 and \$50,742 as of December 31, 2022 and 2021, respectively, and net periodic pension cost of \$4,400, \$4,456 and \$4,480 for 2022, 2021 and 2020, respectively. For the year ended December 31, 2022, 2021 and 2020, the amounts not recognized as a component of net periodic benefit cost was \$1,640, \$901, and \$(1,190), respectively, recorded as other comprehensive income on the consolidated financial statements. SJWC's non-qualified plans are unfunded while CTWS's SERP is funded through investments consisting primarily of life insurance contracts and assets in a Rabbi Trust. As of December 31, 2022 and 2021, total investments made to fund CTWS's SERP was \$6,395 and \$8,147, respectively, which is included in "Investments" in SJW Group's Consolidated Balance Sheets. The life insurance contracts are valued at cash surrender value of the policies as reported by the insurer. As of December 31, 2022 and 2021, the value of the life insurance contracts was \$3,420 and \$4,191, respectively.

The following tables summarize the fair values of the Rabbi Trust investment assets to fund CTWS's SERP by major categories as of December 31, 2022 and 2021 :

<u>Asset Category</u>	Fair Value Measurements at December 31, 2022			
	Total	Quoted Prices in Active Markets for Identical Assets (Level 1)	Significant Observable Inputs (Level 2)	Significant Unobservable Inputs (Level 3)
Money market funds	\$ 49	49	—	—
Mutual funds	2,032	2,032	—	—
Fixed income	728	728	—	—
Total	<u>\$ 2,809</u>	<u>2,809</u>	<u>—</u>	<u>—</u>

<u>Asset Category</u>	Fair Value Measurements at December 31, 2021			
	Total	Quoted Prices in Active Markets for Identical Assets (Level 1)	Significant Observable Inputs (Level 2)	Significant Unobservable Inputs (Level 3)
Money market funds	\$ 186	186	—	—
Mutual funds	2,691	2,691	—	—
Fixed income	920	920	—	—
Total	<u>\$ 3,797</u>	<u>3,797</u>	<u>—</u>	<u>—</u>

Other Postretirement Benefits

In addition to providing pension and savings benefits, the company also provides health care and life insurance benefits for eligible retired employees under the respective employer-sponsored post-retirement benefits other than pension plans. The benefits are paid by the company and not from plan assets due to limitations imposed by Internal Revenue Service.

Flexible Spending Plan

SJW Group sponsors flexible spending account plans for its employees for the purpose of providing eligible employees with the opportunity to choose from among the fringe benefits available under the plans. The flexible spending plan is intended to qualify as a cafeteria plan under the provisions of the Internal Revenue Code Section 125. The flexible spending plan allows employees to save pre-tax income in a Health Care Spending Account ("HCSA") and/or a Dependent Care Spending Account ("DCSA") to help defray the cost of out-of-pocket medical and dependent care expenses. The annual maximum limit under the HCSA and DCSA plans is \$2.5 and \$5, respectively.

Savings Plans for Employees

SJW Group also sponsors salary deferral plans which are defined contribution plans that allow employees to defer and contribute a portion of their earnings to the plan. Contributions, not to exceed set limits, are matched by the company. For

CTWS's employees hired on or after January 1, 2009 and ineligible to participate in the defined benefit pension plan, CTWS contributes an additional 1.5% of eligible contributions. SJW Group contributions were \$3,003, \$2,822 and \$2,824 in 2022, 2021 and 2020, respectively. All of the company's contributions are invested at the direction of the employees in funds offered under the plans.

Special Deferral Election Plans and Deferral Election Program

SJW Group maintains a special deferral election plan and a deferred compensation plan and agreements for senior management and a deferral election program for non-employee directors allowing for the deferral of a portion of their earnings each year and to realize an investment return on those funds during the deferral period. Senior management and non-employee directors have to make an election on the deferral and distribution method of the deferrals before services are rendered. CTWS's deferred compensation plan allows the company to make discretionary contributions. Senior management and non-employee directors had deferred \$6,197 and \$6,237 under the plans as of December 31, 2022 and 2021, respectively. As of December 31, 2022 and 2021, \$4,508 and \$4,599, respectively, of the total amount deferred is related to CTWS agreements.

Assumptions Utilized on Actuarial Calculations

Net periodic cost for the defined benefit plans and other postretirement benefits was calculated using the following weighted-average assumptions:

	Pension Benefits			Other Benefits		
	2022	2021	2020	2022	2021	2020
	%	%	%	%	%	%
Discount rate	2.65 - 2.82	2.29 - 2.48	3.05 - 3.23	2.61 - 2.76	2.18 - 2.41	2.59 - 3.18
Expected return on plan assets	6.50, 6.75	6.50, 6.75	6.50, 6.75	4.20, 6.00	4.20, 6.50	4.20, 6.50
Rate of compensation increase	4.00, 4.50	4.00	4.00	N/A	N/A	N/A

The expected rate of return on plan assets was determined based on a review of historical returns, for the pension plans and for medium- to large-sized defined benefit pension funds with similar asset allocations. This review generated separate expected returns for each asset class. These expected future returns were then blended based on the pension plans' target asset allocations.

Benefit obligations for the defined benefit plans and other postretirement benefits were calculated using the following weighted-average assumptions as of December 31:

	Pension Benefits		Other Benefits	
	2022	2021	2022	2021
	%	%	%	%
Discount rate	4.95 - 5.24	2.65 - 2.82	4.96 - 5.21	2.61 - 2.76
Rate of compensation increase	4.50, 5.00	4.00	N/A	N/A

SJW Group utilized each plan's projected benefit stream in conjunction with the FTSE Pension Discount Curve (formerly the Citigroup Pension Discount Curve) in determining the discount rate used in calculating the pension and other postretirement benefits liabilities at the measurement date.

In 2022 and 2021, SJW Group adopted the newly then issued MP-2021, Mortality Improvement Scales to determine mortality assumptions. The tables and scales reflect increasing life expectancies of participants in the United States. See also "Reconciliation of Funded Status" below.

Net Periodic Pension Costs

Net periodic costs for the defined benefit plans and other postretirement benefits for the years ended December 31 was as follows:

	Pension Benefits			Other Benefits		
	2022	2021	2020	2022	2021	2020
Components of net periodic benefit cost						
Service cost	\$ 9,359	9,730	8,659	\$ 1,032	1,115	900
Interest cost	10,708	9,415	10,484	883	806	956
Expected return on assets	(18,841)	(18,019)	(15,715)	(1,047)	(970)	(857)
Amortization of prior service cost	17	41	41	—	—	97
Recognized actuarial loss/(gain)	4,620	6,901	4,971	(115)	257	229
Recognition of significant event	(1,595)	—	—	—	—	—
Net periodic benefit cost	<u>\$ 4,268</u>	<u>8,068</u>	<u>8,440</u>	<u>\$ 753</u>	<u>1,208</u>	<u>1,325</u>

Reconciliation of Funded Status

For the defined benefit plans and other postretirement benefits, the benefit obligation is the projected benefit obligation and the accumulated benefit obligation, respectively. The projected benefit obligations and the funded status of the defined benefit pension and other postretirement plans as of December 31 were as follows:

	Pension Benefits		Other Benefits	
	2022	2021	2022	2021
Change in benefit obligation				
Benefit obligation at beginning of year	\$ 383,838	386,091	\$ 34,412	35,794
Service cost	9,359	9,730	1,032	1,115
Interest cost	10,708	9,415	883	806
Actuarial (gain)/loss	(94,793)	(5,477)	(9,360)	(2,235)
Implicit rate subsidy	—	—	(236)	(222)
Plan participants contributions	—	—	207	171
Administrative expenses paid	(136)	(144)	—	—
Benefits paid and settlements	(19,853)	(15,777)	(1,108)	(1,017)
Benefit obligation at end of year	<u>\$ 289,123</u>	<u>383,838</u>	<u>\$ 25,830</u>	<u>34,412</u>
Change in plan assets				
Fair value of assets at beginning of year	\$ 310,176	278,124	\$ 21,767	19,479
Actual return on plan assets	(49,939)	34,826	(3,606)	2,460
Employer contributions	11,712	13,147	626	669
Plan participants contributions	—	—	207	171
Administrative expenses paid	(136)	(144)	(65)	(63)
Benefits paid and settlements	(19,853)	(15,777)	(977)	(949)
Fair value of plan assets at end of year	<u>251,960</u>	<u>310,176</u>	<u>17,952</u>	<u>21,767</u>
Funded status at end of year	<u>\$ (37,163)</u>	<u>(73,662)</u>	<u>\$ (7,878)</u>	<u>(12,645)</u>

The amounts recognized on the balance sheet as of December 31 were as follows:

	Pension Benefits		Other Benefits	
	2022	2021	2022	2021
Noncurrent assets	\$ 16,005	6,422	\$ 679	—
Current liabilities	(2,089)	(2,782)	(139)	(139)
Noncurrent liabilities	(51,079)	(77,302)	(8,418)	(12,506)
	<u>\$ (37,163)</u>	<u>(73,662)</u>	<u>\$ (7,878)</u>	<u>(12,645)</u>

SJW Group recorded a regulatory asset on the projected benefit obligation of the postretirement benefit plans as follows:

	2022	2021
Funded status of obligation	\$ 45,041	86,307
Accrued benefit cost	(13,548)	(24,110)
Regulatory asset, amount to be recovered in future rates	<u>\$ 31,493</u>	<u>62,197</u>

As of December 31, 2022 and 2021, the amounts deferred in regulatory assets that have not yet been recognized as components of net periodic benefit cost include net loss of \$31,549 and \$62,270, respectively, and prior service cost of \$56 and \$73, respectively.

Plan Assets

Plan assets as of December 31 were as follows:

	Pension Benefits		Other Benefits	
	2022	2021	2022	2021
Fair value of assets at end of year:				
Debt securities	\$ 90,914	100,036	\$ 5,330	5,541
	36 %	32 %	30 %	25 %
Equity securities	147,864	197,248	11,711	14,932
	59 %	64 %	65 %	69 %
Cash and equivalents	13,182	12,892	911	1,294
	5 %	4 %	5 %	6 %
Total	<u>\$ 251,960</u>	<u>310,176</u>	<u>\$ 17,952</u>	<u>21,767</u>

The following tables summarize the fair values of plan assets by major categories as of December 31, 2022 and 2021:

<u>Asset Category</u>	Fair Value Measurements at December 31, 2022			
	Total	Quoted Prices in Active Markets for Identical Assets (Level 1)	Significant Observable Inputs (Level 2)	Significant Unobservable Inputs (Level 3)
Cash and cash equivalents	\$ 14,093	14,093	—	—
Equity securities (a)	159,575	159,575	—	—
Fixed Income (b)	96,244	30,863	65,381	—
Total	<u>\$ 269,912</u>	<u>204,531</u>	<u>65,381</u>	<u>—</u>

(a) Actively managed portfolio of equity securities with the goal to exceed the benchmark performance.

(b) Actively managed portfolio of fixed income securities with the goal to exceed the benchmark performance

<u>Asset Category</u>	Fair Value Measurements at December 31, 2021			
	Total	Quoted Prices in Active Markets for Identical Assets (Level 1)	Significant Observable Inputs (Level 2)	Significant Unobservable Inputs (Level 3)
Cash and cash equivalents	\$ 14,186	14,186	—	—
Equity securities	212,180	212,180	—	—
Fixed Income	105,577	38,608	66,969	—
Total	<u>\$ 331,943</u>	<u>264,974</u>	<u>66,969</u>	<u>—</u>

In 2023, SJW Group expects to make required and discretionary cash contributions of up to \$9,115 to the pension plans and other postretirement benefit plans.

Benefits expected to be paid in the next five years and in the aggregate for the five years thereafter are:

	<u>Pension Plan</u>	<u>Other Postretirement Benefit Plan</u>
2023	\$ 15,656	\$ 1,612
2024	16,535	1,839
2025	16,867	1,869
2026	21,301	1,886
2027	18,722	1,898
2028 - 2032	97,964	9,215

Note 12. Equity Plans

Common Stock

SJW Group has a Long-Term Stock Incentive Plan (the “Plan”), which has 1,800,000 shares of common stock reserved for issuance. The Plan was initially adopted by the Board of Directors on March 6, 2002. On January 30, 2013, the amended and restated Plan was adopted by the Board and became effective on April 24, 2013. The Plan was subsequently amended and restated by the Board on July 29, 2015, and thereafter amended on November 15, 2016, October 28, 2020 and January 28, 2021. SJW Group also maintains stock plans in connection with the merger with CTWS which are no longer granting new awards under those plans.

The Plan allows SJW Group to provide employees, non-employee Board members or the board of directors of any parent or subsidiary, consultants, and other independent advisors who provide services to the Company or any parent or subsidiary the opportunity to acquire an equity interest in SJW Group.

A participant in the Plan generally may not receive Plan awards covering an aggregate of more than 600,000 shares of common stock in any calendar year. Additionally, awards granted under the Plan may be conditioned upon the attainment of specified Company performance goals. The types of awards included in the Plan are restricted stock awards, restricted stock units, performance shares, or other share-based awards. In addition, shares are issued to employees under the Employee Stock Purchase Plan (“ESPP”) that was approved by SJW Group stockholders.

As of December 31, 2022, 2021 and 2020, 1,013,782, 946,086 and 880,495 shares have been issued pursuant to the Plan, and 162,502, 168,721 and 178,106 shares are issuable upon the vesting of outstanding restricted stock units, performance-based stock units, and deferred restricted stock units for the years ended 2022, 2021 and 2020, respectively. The remaining shares available for issuance under the Plan are 623,716 as of December 31, 2022. The compensation costs charged to income is recognized on a straight-line basis over the requisite service period.

A summary of compensation costs charged to income and proceeds from share based compensation, that are recorded to additional paid-in capital and common stock, by award type, are presented below for the years ended December 31:

	<u>2022</u>	<u>2021</u>	<u>2020</u>
Compensation costs charged to income:			
ESPP	\$ 369	357	323
Restricted stock and deferred restricted stock	4,422	3,889	3,230
Total compensation costs charged to income	<u>\$ 4,791</u>	<u>4,246</u>	<u>3,553</u>
ESPP proceeds	<u>\$ 2,091</u>	<u>2,026</u>	<u>1,830</u>

Restricted Stock and Deferred Restricted Stock

A summary of SJW Group's restricted and deferred restricted stock awards under the Plan as of December 31, 2022, and changes during the year ended December 31, 2022, are presented below:

	Units	Weighted-Average Grant-Date Fair Value
Outstanding as of January 1, 2022	168,721	\$ 58.43
Granted	86,149	\$ 67.85
Issued	(67,696)	\$ 54.19
Forfeited	(24,672)	\$ 67.79
Outstanding as of December 31, 2022	<u>162,502</u>	<u>\$ 63.77</u>
Shares vested as of December 31, 2022	<u>37,043</u>	<u>\$ 53.82</u>

A summary of the status of SJW Group's nonvested restricted and deferred restricted stock awards under the Plan as of December 31, 2022, and changes during the year ended December 31, 2022, are presented below:

	Units	Weighted-Average Grant-Date Fair Value
Nonvested as of January 1, 2022	123,410	\$ 66.43
Granted	86,149	\$ 67.85
Vested	(63,454)	\$ 67.53
Forfeited	(20,646)	\$ 67.26
Nonvested as of December 31, 2022	<u>125,459</u>	<u>\$ 66.71</u>

Total fair value of restricted stock awards for all plans that were vested for the years ended 2022, 2021 and 2020 were \$4,369, \$3,332 and \$3,333, respectively. As of December 31, 2022, the total unrecognized compensation costs related to restricted and deferred restricted stock plans amounted to \$4,178. This cost is expected to be recognized over a weighted-average period of 1.76 years.

For the years ended December 31, 2022, 2021 and 2020, 11,551, 7,327 and 5,327, respectively, of performance-based and market-based restricted stock awards were issued upon the attainment of certain performance metrics and service-based vesting under the Plan. Based upon actual attainment relative to the target performance metric, the number of shares issuable can range between 0% to 150% of the target number of shares for performance-based restricted stock awards, or between 0% and 200% of the target number of shares for market-based restricted stock awards. As of December 31, 2022, 22,421 performance-based and market-based restricted stock awards vested and 58,346 remained outstanding.

Employee Stock Purchase Plan

The ESPP allows eligible employees to purchase shares of SJW Group's common stock at 85% of the fair value of shares on the purchase date. Under the ESPP, employees can designate up to a maximum of 10% of their base compensation for the purchase of shares of common stock, subject to certain restrictions. A total of 400,000 shares of SJW Group's common stock have been reserved for issuance under the ESPP. The remaining shares available for issuance under the ESPP are 148,924 as of December 31, 2022.

As of December 31, 2022, the ESPP had sixteen purchase intervals since its inception. For the year ended December 31, 2022, 2021 and 2020, a total of 36,585, 35,304 and 31,750 shares, respectively, were issued under the ESPP. The plan has no look-back provisions.

For the years ended December 31, 2022, 2021 and 2020, SJW Group's recorded expenses were \$377, \$361 and \$342, respectively, related to the ESPP. The total unrecognized compensation costs related to the semi-annual offering period that ended January 31, 2023, for the ESPP is approximately \$147. This cost is expected to be recognized during the first quarter of 2023.

Note 13. Segment and Non-Tariffed Businesses Reporting

SJW Group is a holding company with five subsidiaries: (i) SJWC, a water utility operation with both regulated and non-tariffed businesses, (ii) SJW TX which is doing business as Canyon Lake Water Service Company, a regulated water utility located in Canyon Lake, Texas, and its consolidated non-tariffed variable interest entity, Acequia, (iii) SJW Land Company,

and (iv) SJWNE LLC a holding company for CTWS and its subsidiaries, Connecticut Water, Maine Water, NEWUS and Chester Realty, Inc., and (v) SJWTX Holdings, Inc. which was formed for the purpose of effecting a corporate reorganization of the water utility operations in Texas. In accordance with FASB ASC Topic 280—“Segment Reporting,” SJW Group has determined that it has two reportable business segments. The first segment is that of providing water utility and utility-related services to its customers through SJW Group’s subsidiaries, SJWC, Connecticut Water, SJWTX, Maine Water and NEWUS, together referred to as “Water Utility Services.” The second segment is property management and investment activity conducted by SJW Land Company and Chester Realty, Inc., referred to as “Real Estate Services.”

SJW Group’s reportable segments have been determined based on information used by the chief operating decision maker. SJW Group’s chief operating decision maker includes the Chairman, President and Chief Executive Officer, and his executive staff. The executive staff reviews financial information presented on a consolidated basis that is accompanied by disaggregated information about operating revenue, net income and total assets, by subsidiary.

The following tables set forth information relating to SJW Group’s reportable segments and distribution of regulated and non-tariffed business activities within the reportable segments. Certain allocated assets, such as goodwill, revenue and expenses have been included in the reportable segment amounts. Other business activity of SJW Group not included in the reportable segments is included in the “All Other” category.

For the year ended December 31, 2022

	Water Utility Services		Real Estate Services	All Other (1)	SJW Group		
	Regulated (2)	Non-tariffed	Non-tariffed	Non-tariffed	Regulated	Non-tariffed	Total
	Operating revenue	\$ 603,000	12,093	5,605	—	603,000	17,698
Operating expense	473,141	9,538	3,719	3,322	473,141	16,579	489,720
Operating income (loss)	129,859	2,555	1,886	(3,322)	129,859	1,119	130,978
Net income (loss)	86,500	1,060	1,442	(15,174)	86,500	(12,672)	73,828
Depreciation and amortization	99,412	2,906	1,206	893	99,412	5,005	104,417
Senior note and other interest expense	37,958	—	—	20,104	37,958	20,104	58,062
Income tax expense (benefit) in net income	12,756	708	453	(5,421)	12,756	(4,260)	8,496
Assets	3,524,328	4,832	42,801	60,663	3,524,328	108,296	3,632,624

For the year ended December 31, 2021

	Water Utility Services		Real Estate Services	All Other (1)	SJW Group		
	Regulated	Non-tariffed	Non-tariffed	Non-tariffed	Regulated	Non-tariffed	Total
	Operating revenue	\$ 558,154	10,153	5,379	—	558,154	15,532
Operating expense	449,401	7,138	3,585	2,403	449,401	13,126	462,527
Operating income (loss)	108,753	3,015	1,794	(2,403)	108,753	2,406	111,159
Net income (loss)	67,530	3,309	1,950	(12,311)	67,530	(7,052)	60,478
Depreciation and amortization	91,896	443	1,168	893	91,896	2,504	94,400
Senior note and other interest expense	34,308	—	—	20,031	34,308	20,031	54,339
Income tax expense (benefit) in net income	10,327	369	619	(2,946)	10,327	(1,958)	8,369
Assets	3,380,637	6,916	43,383	61,459	3,380,637	111,758	3,492,395

For the year ended December 31, 2020

	Water Utility Services		Real Estate Services	All Other (1)	SJW Group		
	Regulated	Non-tariffed	Non-tariffed	Non-tariffed	Regulated	Non-tariffed	Total
	Operating revenue.....	\$ 548,013	10,981	5,532	—	548,013	16,513
Operating expense.....	431,375	6,943	3,510	5,028	431,375	15,481	446,856
Operating income (loss).....	116,638	4,038	2,022	(5,028)	116,638	1,032	117,670
Net income (loss).....	69,245	4,099	1,455	(13,284)	69,245	(7,730)	61,515
Depreciation and amortization...	86,758	442	1,186	893	86,758	2,521	89,279
Senior note and other interest expense.....	33,877	—	—	20,378	33,877	20,378	54,255
Income tax expense (benefit) in net income.....	16,563	998	467	(9,648)	16,563	(8,183)	8,380
Assets.....	3,197,626	8,869	44,405	60,565	3,197,626	113,839	3,311,465

- (1) The “All Other” category for the years ended December 31, 2022, 2021 and 2020, includes the accounts of SJW Group, SJWNE LLC and CTWS, Inc. on a stand-alone basis.
- (2) As of December 31, 2022, the Company has performed an allocation of goodwill associated with the acquisition of CTWS to two reporting units, Connecticut and Maine, which are both aggregated within the Regulated Water Utility Services reportable segment.

Note 14. Business Combinations

Kendall West Utility and Bandera East Utility

On December 17, 2021, SJWTX completed its acquisition of Kendall West Utility and Bandera East Utility, companies that provide water services, including wastewater and recycled water services, in Kendall, Bandera and Medina counties which are located in south central Texas. Kendall West Utility and Bandera East Utility, together, add approximately 5,000 people through 1,600 service connections in a service area approximately 19 square miles to SJWTX’s operations. The total net cash price was approximately \$23,587. The preliminary purchase price allocation for these acquisitions primarily consisted of acquired utility plant of approximately \$9,400 and goodwill of approximately \$12,300. The results of Kendall West Utility and Bandera East Utility are included in SJW Group’s consolidated statements of comprehensive income since the acquisition date, including revenues and net loss, and were not material. During the measurement period in 2022, SJWTX reduced goodwill previously recognized by \$161 primarily related to additional regulatory assets recognized. The final purchase price allocation resulted in goodwill of \$12,167 for the transaction. Pro forma financial information has not been presented because the acquisition was not material to SJW Group’s consolidated financial statements.

CTWS

On October 9, 2019, SJW Group completed the merger with CTWS, a company that provides water service throughout Connecticut and Maine. In addition, CTWS has a real estate company in Connecticut which provides property management services. SJW Group acquired all of the outstanding stock of CTWS for \$70.00 per share in cash (without interest and less any applicable withholding taxes). The total cash purchase price was approximately \$838,476, less cash received of \$3,011, and approximately \$6,384 related to outstanding awards of restricted stock units and deferred share units assumed in connection with the merger.

The following table summarizes the purchase price and recording of fair values of assets acquired and liabilities assumed as of the acquisition date and subsequent adjustments as of December 31, 2020.

	Amounts Previously Recognized as of Acquisition Date (a)	Measurement Period Adjustments	Amounts Recognized as of Acquisition Date (as Adjusted)
Assets acquired:			
Utility plant, net	\$ 750,703	—	750,703
Nonutility plant	848	—	848
Current assets	42,673	(785)	41,888
Investments	12,489	—	12,489
Regulatory assets and deferred charges, less current portion	83,132	(4,346)	78,786
Other intangible assets	17,181	—	17,181
Other assets	2,592	—	2,592
Goodwill	626,523	(114)	626,409
Total assets acquired	<u>1,536,141</u>	<u>(5,245)</u>	<u>1,530,896</u>
Liabilities assumed:			
Long-term debt	281,009	—	281,009
Current liabilities, including maturities of long-term debt	125,772	25	125,797
Deferred income taxes	107,789	(5,411)	102,378
Postretirement benefit plans	31,789	—	31,789
Contributions in aid of construction and construction advances	137,327	—	137,327
Other long-term liabilities	10,607	141	10,748
Total liabilities assumed	<u>694,293</u>	<u>(5,245)</u>	<u>689,048</u>
Assumed equity	<u>\$ 841,848</u>	<u>—</u>	<u>841,848</u>

(a) As previously reported in the SJW Group's 10-K for the period ended December 31, 2019.

Other intangible assets primarily consists of customer relationships.

The goodwill balance is primarily attributable to assembled workforce and diversification of markets both from a geographic and regulatory perspective. We do not expect the goodwill recognized in connection with the transaction will be deductible for income tax purposes.

The company analyzed and revalued the acquired opening deferred tax asset and liability balances within the measurement period which resulted in a decrease to goodwill of \$114. The revaluation of acquired deferred tax assets and liabilities and related uncertain tax positions based upon facts and circumstances that existed as of the acquisition date resulted in adjustments that were recorded to goodwill. In addition, tax related valuation allowances assumed in connection with a business combination were initially estimated as of the acquisition date. Revaluation within the measurement period resulted in release of the valuation allowance as it is more likely than not that the new combined group will be able to utilize the acquired deferred tax assets. There was no impact associated with the measurement period adjustments to the consolidated statement of comprehensive income for the year ended December 31, 2020.

Note 15. Subsequent Event

On January 13, 2023, SJWTX has reached agreements to acquire KT Water Development Ltd and KT Water Resource L.P. for purchase prices of \$7,338 and \$53,500, respectively. KT Water Development Ltd is an investor-owned water utility providing water to approximately 1,725 people through over 575 service connections in the Rockwall Ranch subdivision in southern Comal County, Texas. KT Water Resources L.P. is a private-held company formed to develop wholesale water supplies for the fast-growing utilities of Comal County, Texas. The transaction is expected to close in the third quarter of 2023, pending the Public Utilities Commission of Texas approval of the KT Water Development Ltd. acquisition.

FINANCIAL STATEMENT SCHEDULE

Schedule I

SJW Group (Parent Only)
CONDENSED BALANCE SHEETS
(in thousands, except share and per share data)

	December 31,	
	2022	2021
Assets		
Investments in subsidiaries	\$ 1,675,545	1,607,952
Current assets:		
Cash and cash equivalents	5,142	2,859
Intercompany notes receivable	13,094	6,015
Other current assets	193	530
	18,429	9,404
Other assets		
Other	183	—
	183	—
	\$ 1,694,157	1,617,356
Capitalization and Liabilities		
Capitalization:		
Stockholders' equity:		
Common stock, \$0.001 par value; authorized 70,000,000 shares in 2022 and 2021; issued and outstanding 30,801,912 shares in 2022 and 30,181,348 shares in 2021	\$ 31	30
Additional paid-in capital	651,004	606,392
Retained earnings	458,356	428,260
Accumulated other comprehensive income (loss)	1,477	(163)
Total stockholders' equity	1,110,868	1,034,519
Long-term debt, less current portion	556,627	556,225
	1,667,495	1,590,744
Current liabilities:		
Intercompany payables	789	2,097
Intercompany notes payable	4,166	9,712
Accrued interest	3,208	3,223
Income tax payable	14,736	8,017
Other current liabilities	398	313
	23,297	23,362
Deferred income taxes	2,373	2,471
Other noncurrent liabilities	992	779
Commitments and contingencies		
	\$ 1,694,157	1,617,356

See Accompanying Notes to Schedule I

FINANCIAL STATEMENT SCHEDULE

Schedule I

SJW Group (Parent Only)
CONDENSED STATEMENTS OF COMPREHENSIVE INCOME
Years ended December 31 (in thousands)

	<u>2022</u>	<u>2021</u>	<u>2020</u>
Operating revenue	\$ —	—	—
Operating expense:			
Administrative and general.....	1,977	2,050	3,110
Property taxes and other non-income taxes.....	93	(38)	250
Total operating expense	<u>2,070</u>	<u>2,012</u>	<u>3,360</u>
Operating loss	(2,070)	(2,012)	(3,360)
Other (expense) income:			
Interest on long-term debt, mortgage and other interest expense.....	(17,795)	(18,673)	(19,430)
Gain on sale of TWA.....	—	3,000	—
Other, net.....	(340)	(160)	(250)
Loss before income taxes and equity earnings from subsidiaries.....	<u>(20,205)</u>	<u>(17,845)</u>	<u>(23,040)</u>
Income tax benefit.....	(5,523)	(4,660)	(6,414)
Equity earnings from subsidiaries, net of taxes.....	<u>88,510</u>	<u>73,663</u>	<u>78,141</u>
SJW Group net income	73,828	60,478	61,515
Other comprehensive income (loss), net	1,640	901	(1,190)
SJW Group comprehensive income	<u>\$ 75,468</u>	<u>61,379</u>	<u>60,325</u>

See Accompanying Notes to Schedule I

FINANCIAL STATEMENT SCHEDULE

Schedule I

**SJW Group (Parent Only)
CONDENSED STATEMENTS OF CASH FLOWS
Years ended December 31 (in thousands)**

	<u>2022</u>	<u>2021</u>	<u>2020</u>
Operating activities:			
Net income	\$ 73,828	60,478	61,515
Adjustments to reconcile net income to net cash used in operating activities:			
Earnings from investment in subsidiaries	(88,510)	(73,663)	(78,141)
Deferred income taxes	(163)	(185)	162
Share-based compensation	779	679	466
Gain on sale of TWA	—	(3,000)	—
Changes in operating assets and liabilities, net of acquired assets and liabilities:			
Accounts payable and other current liabilities	185	(226)	(1,532)
Intercompany receivables	(3,916)	(1,586)	(2,607)
Tax receivable and accrued taxes	6,883	4,782	10,759
Accrued interest	(15)	28	(553)
Return on capital from investments in subsidiaries	55,950	45,900	47,800
Other changes, net	500	605	367
Net cash provided by operating activities	<u>45,521</u>	<u>33,812</u>	<u>38,236</u>
Investing activities:			
Proceeds to subsidiaries for notes receivable	(27,713)	(75,986)	(10,353)
Repayments from subsidiaries for notes receivable	20,634	85,651	1,400
Investments in subsidiaries	(25,892)	(35,118)	(37,952)
Proceeds from sale of TWA	—	3,000	—
Net cash used in investing activities	<u>(32,971)</u>	<u>(22,453)</u>	<u>(46,905)</u>
Financing activities:			
Borrowings from subsidiaries for notes payable	15,355	34,317	54,837
Repayments to subsidiaries for notes payable	(20,901)	(44,145)	(59,762)
Long-term borrowings	—	—	50,000
Repayments of long-term borrowings	—	(50,000)	—
Issuance of common stock, net of issuance costs	39,085	91,029	—
Debt issuance costs	(224)	—	(496)
Dividends paid	(43,582)	(40,137)	(36,509)
Net cash (used in) provided by financing activities	<u>(10,267)</u>	<u>(8,936)</u>	<u>8,070</u>
Net change in cash and cash equivalents	2,283	2,423	(599)
Cash and cash equivalents, beginning of year	2,859	436	1,035
Cash and cash equivalents, end of year	<u>\$ 5,142</u>	<u>2,859</u>	<u>436</u>
Cash paid during the year for:			
Interest	\$ 17,512	18,518	19,442
Income taxes	\$ (5,483)	(4,998)	3,466
Supplemental disclosure of non-cash activities:			
Share-based compensation from investment in subsidiaries	\$ 4,656	4,413	2,894

See Accompanying Notes to Schedule I

FINANCIAL STATEMENT SCHEDULE

Schedule I

SJW Group (Parent Only)
NOTES TO CONDENSED FINANCIAL STATEMENTS
Years ended December 31, 2022, 2021 and 2020
(Dollars in thousands, except share and per share data)

Restrictions on Dividends and Other Distributions

SJW Group is a legal entity separate and distinct from its various subsidiaries. As a holding company with no significant operations of its own, SJW Group's principal sources of funds are dividends or other distributions from its operating subsidiaries, borrowings and the issuance of equity. The rights of SJW Group and, consequently, its creditors and shareholders, to participate in any distribution of assets of any of its subsidiaries are subject to certain prior claims of creditors of such subsidiary.

The abilities of certain of SJW Group's subsidiaries to transfer funds to SJW Group in the form of cash dividends, loans or advances are subject to certain contractual and regulatory restrictions. SJW Group and its subsidiaries are subject to debt covenants that could limit their respective abilities to pay dividends. For a discussion on these covenants, see Note 6, "Long-term Debt" to SJW Group and Subsidiaries Notes to Consolidated Financial Statements. In addition, CTWS and its regulated subsidiaries are prohibited from paying dividends if not in compliance with minimum equity requirements under commitments made by SJW Group as part of the approval granted by the PURA and the Maine Public Utilities Commission in connection with the acquisition of CTWS.

As of December 31, 2022, the restricted net assets of SJW Group's subsidiaries was approximately \$366,512 or 33% of consolidated net assets of SJW Group.

SJW Group and Subsidiaries
FINANCIAL STATEMENT SCHEDULE

Schedule II

VALUATION AND QUALIFYING ACCOUNTS AND RESERVES
Years ended December 31, 2022, 2021 and 2020
(in thousands)

<u>Description</u>	<u>2022</u>	<u>2021</u>	<u>2020</u>
Allowance for doubtful accounts:			
Balance, beginning of period	\$ 4,600	3,891	1,512
Charged to expense	1,195	932	(177)
Charged to regulatory asset	265	1,610	3,032
Accounts written off	(2,248)	(2,394)	(800)
Recoveries of accounts written off	1,941	561	324
Balance, end of period	<u>\$ 5,753</u>	<u>4,600</u>	<u>3,891</u>
Reserve for litigation and claims:			
Balance, beginning of period	\$ 607	684	2,898
Charged to expense	1,583	916	958
Revision to accrual, due to settlements	(62)	(50)	(122)
Payments	(360)	(943)	(3,050)
Balance, end of period	<u>\$ 1,768</u>	<u>607</u>	<u>684</u>

Item 9. *Changes in and Disagreements with Accountants on Accounting and Financial Disclosure*

None.

Item 9A. *Controls and Procedures*

Evaluation of Disclosure Control and Procedures

SJW Group’s management, with the participation of its Chief Executive Officer and Chief Financial Officer, evaluated the effectiveness of SJW Group’s disclosure controls and procedures (as defined in Rules 13a-15(e) and 15d-15(e) under the Securities Exchange Act of 1934, as amended, the “Exchange Act”), as of the end of the period covered by this report. Based on that evaluation, the Chief Executive Officer and Chief Financial Officer concluded that SJW Group’s disclosure controls and procedures as of the end of the period covered by this report have been designed and are functioning effectively to provide reasonable assurance that the information required to be disclosed by SJW Group in the reports that it files or submits under the Exchange Act is recorded, processed, summarized and reported, within the time periods specified in the SEC’s rules and forms, and that such information is accumulated and communicated to management, including our Chief Executive Officer and Chief Financial Officer, or persons performing similar functions, as appropriate to allow timely decisions regarding required disclosure. SJW Group believes that a control system, no matter how well designed and operated, cannot provide absolute assurance that the objectives of the control system are met, and no evaluation of controls can provide absolute assurance that all control issues and instances of fraud, if any, within a company have been detected.

Management’s Report on Internal Control over Financial Reporting

SJW Group’s management is responsible for establishing and maintaining an adequate internal control structure over financial reporting and for an assessment of the effectiveness of internal control over financial reporting, as such items are defined in Rule 13a-15(f) and 15d-15(f) under the Exchange Act.

Management has utilized the criteria established in “Internal Control-Integrated Framework (2013)” issued by the Committee of Sponsoring Organizations of the Treadway Commission to evaluate the effectiveness of internal control over financial reporting.

SJW Group’s management has performed an assessment of the effectiveness of internal control over financial reporting as of December 31, 2022. Based on this assessment, management has concluded SJW Group’s internal control over financial reporting as of December 31, 2022 was effective.

Our independent registered public accounting firm, DELOITTE & TOUCHE LLP (PCAOB ID No. 34), has issued an auditors' report on the effectiveness of our internal control over financial reporting, which is included in Item 8 of this report.

Changes in Internal Controls

There has been no change in internal control over financial reporting during the fourth fiscal quarter of 2022 that has materially affected, or is reasonably likely to materially affect, the internal controls over financial reporting of SJW Group.

Item 9B. *Other Information*

SJW Group intends to post information about the operating and financial performance of SJW Group and its subsidiaries on its website <http://www.sjwgroup.com> from time to time. The content of SJW Group's website is not incorporated by reference to or part of this report.

Item 9C. *Disclosure Regarding Foreign Jurisdictions that Prevent Inspection*

None.

PART III

Item 10. *Directors, Executive Officers and Corporate Governance*

The information required by this item is contained in part under the caption "Executive Officers of the Registrant" in Part I, Item 1, of this report, and in SJW Group's Proxy Statement for its 2023 Annual Meeting of Stockholders to be held on April 26, 2023 (the "2023 Proxy Statement") under the captions "PROPOSAL 1 ELECTION OF DIRECTORS" and "Delinquent Section 16(a) Reports," and is incorporated herein by reference.

Item 11. *Executive Compensation*

The information required by this item is contained in the 2023 Proxy Statement under the captions "Compensation of Directors," "Executive Compensation and Related Information," "Compensation Committee Interlocks and Insider Participation," and "Committee Reports" and is incorporated herein by reference.

Item 12. *Security Ownership of Certain Beneficial Owners and Management and Related Stockholder Matters*

The information required by this item is contained in the 2023 Proxy Statement under the captions "Security Ownership of Certain Beneficial Owners and Management" and "Securities Authorized for Issuance under Equity Compensation Plans" and is incorporated herein by reference.

Item 13. *Certain Relationships and Related Transactions, and Director Independence*

The information required by this item is contained in the 2023 Proxy Statement under the caption "Certain Relationships and Related Transactions" and "Director Independence" and is incorporated herein by reference.

Item 14. *Principal Accountant Fees and Services*

The information required by this item is contained in the 2023 Proxy Statement under the caption "Principal Independent Accountants' Fees and Services" and is incorporated herein by reference.

PART IV

Item 15. *Exhibits and Financial Statement Schedules*

	<u>Page</u>
(a)(1) Financial Statements	
Report of Independent Registered Public Accounting Firm	46
Consolidated Balance Sheets as of December 31, 2022 and 2021	49
Consolidated Statements of Comprehensive Income for the Years ended December 31, 2022, 2021 and 2020	51
Consolidated Statements of Changes in Stockholders' Equity for the Years ended December 31, 2022, 2021 and 2020	52
Consolidated Statements of Cash Flows for the Years ended December 31, 2022, 2021 and 2020	53
Notes to Consolidated Financial Statements	54
(a)(2) Financial Statement Schedule	
Condensed Financial Information for SJW Group (Parent Only), Years ended December 31, 2022, 2021 and 2020	79
Valuation and Qualifying Accounts and Reserves, Years ended December 31, 2022, 2021 and 2020	83

All other schedules are omitted as the required information is inapplicable or the information is presented in the consolidated financial statements or related notes.

(a)(3) Exhibits required to be filed by Item 601 of Regulation S-K.

See Exhibit Index located immediately following this Item 15.

The exhibits filed herewith are attached hereto (except as noted) and those indicated on the Exhibit Index, which are not filed herewith, were previously filed with the Securities and Exchange Commission as indicated.

EXHIBIT INDEX

Exhibit No.	Description
1.1	Equity Distribution Agreement, dated November 17, 2021, by and among the Company, J.P. Morgan Securities LLC, Janney Montgomery Scott LLC, RBC Capital Markets, LLC and Wells Fargo Securities, LLC. Incorporated by reference to Exhibit 1.1 to the Form 8-K filed on November 17, 2021. (2)
2.1	Agreement and Plan of Merger, dated as of March 14, 2018, by and among SJW Group, Hydro Sub, Inc. and Connecticut Water Service, Inc. Incorporated by reference as Exhibit 2.1 to Form 8-K filed on March 15, 2018.
2.2	Amended and Restated Agreement and Plan of Merger, dated as of May 30, 2018, by and among SJW Group, Hydro Sub, Inc. and Connecticut Water Service, Inc. Incorporated by reference as Exhibit 2.1 to Form 8-K filed on May 31, 2018.
2.3	Second Amended and Restated Agreement and Plan of Merger, dated as of August 5, 2018, by and among SJW Group, Hydro Sub, Inc. and Connecticut Water Service, Inc. Incorporated by reference as Exhibit 2.1 to Form 8-K filed on August 6, 2018. (3)
3.1	Certificate of Incorporation of SJW Group. Incorporated by reference to Exhibit 3.1 to Form 8-K filed on November 15, 2016.
3.2	Certificate of Amendment of the Certificate of Incorporation of SJW Group. Incorporated by reference to Exhibit 3.3 to Form 8-K filed on November 15, 2016.
3.3	Certificate of Amendment of Certificate of Incorporation of SJW Group dated April 24, 2019. Incorporated by reference to Exhibit 3.1 to Form 8-K filed on April 25, 2019.
3.4	Bylaws of SJW Group. Incorporated by reference to Exhibit 3.2 to Form 8-K filed on November 15, 2016.
3.5	Amended and Restated Bylaws of SJW Group effective as of January 25, 2017. Incorporated by reference to Exhibit 3.1 to the Form 8-K filed on January 26, 2017.
4.1	Instruments Defining the Rights of Security Holders, including Indentures: Except as listed below in Exhibit 4.5, no issue of the registrant's long-term debt exceeds 10 percent of its total assets. SJW Group hereby agrees to furnish upon request to the Commission a copy of each such instrument defining the rights of holders of unregistered senior and subordinated debt of the Company.
4.2	Form of Common Stock Certificate of SJW Group. Incorporated by reference to Exhibit 4.1 to Form 8-K filed on November 15, 2016.
4.3	Indenture dated as of June 1, 2010 between San Jose Water Company and Wells Fargo Bank, National Association. Incorporated by reference to Exhibit 4.1 to Form 10-Q for the quarter ended June 30, 2010.
4.4	Indenture dated as of December 1, 2016, by and between California Pollution Control Financing Authority and The Bank of New York Mellon Trust Company, N.A. relating to the Bond. SJW Group agrees to furnish to the Commission upon request a copy of such agreement which it has elected not to file under the provisions of Regulation S-K 601(b)(4)(iii).
4.5	Form of 3.05% Senior Notes due November 1, 2029. Incorporated by reference to Schedule 1(a) of the Note Purchase Agreement attached as Exhibit 10.1 to the Form 8-K filed on October 9, 2019.
4.6	Description of SJW Group's capital stock registered under section 12 of the Securities Exchange Act of 1934 Incorporated by reference to Exhibit 4.6 to form 10-K for the year ended December 31, 2019.
10.1	Water Supply Contract dated January 27, 1981, between San Jose Water Works and the Santa Clara Valley Water District, as amended. Incorporated by reference to Exhibit 10.1 to Form 10-K for the year ended December 31, 2001.

- 10.2 Grantor Trust Agreement by and between San Jose Water Company and Wells Fargo Bank, National Association dated November 2, 2012. Incorporated by reference as Exhibit 10.4 to Form 10-K for the year ended December 31, 2012.
- 10.3 Credit Agreement among SJW Group, San Jose Water Company, SJWTX, Inc., Connecticut Water Service Inc., JPMorgan Chase Bank, N.A., and Wells Fargo Bank, National Association, dated August 2, 2022. Incorporated by reference to Exhibit 10.1 to Form 8-K filed on August 5, 2022.
- 10.4 Credit Agreement, dated April 23, 2021, between San Jose Water Company and JPMorgan Chase Bank, N.A. Incorporated by reference to Exhibit 10.1 to Form 8-K filed on April 27, 2021.
- 10.5 Loan Agreement dated as of June 1, 2010 between the California Pollution Control Financing Authority and San Jose Water Company. Incorporated by reference to Exhibit 10.3 to Form 10-Q for the quarter ended June 30, 2010.
- 10.6 Loan Agreement dated as of December 1, 2016 between the California Pollution Control Financing Authority and San Jose Water Company. Incorporated by reference to Exhibit 10.7 to Form 10-K for the year ended December 31, 2016.
- 10.7 Bond Purchase Contract dated June 9, 2010 among Goldman, Sachs & Co., the Honorable Bill Lockyer, Treasurer of the State of California, the California Pollution Control Financing Authority and San Jose Water Company. Incorporated by reference to Exhibit 10.4 to Form 10-Q for the quarter ended June 30, 2010.
- 10.8 Bond Purchase Contract dated December 15, 2016 among Morgan Stanley & Co. LLC, RBC Capital Markets, LLC, the Honorable John Chiang, Treasurer of the State of California, the California Pollution Control Financing Authority and San Jose Water Company. Incorporated by reference to Exhibit 10.9 to Form 10-K for the year ended December 31, 2016.
- 10.9 Note Agreement between SJW Corp. and the Prudential Insurance Company of America, dated June 30, 2011. Incorporated by reference as Exhibit 10.3 to Form 8-K filed on July 7, 2011.
- 10.10 Note Agreement between San Jose Water Company and John Hancock Life Insurance Company (U.S.A.) and John Hancock Life Insurance Company of New York, dated January 24, 2014. Incorporated by reference as Exhibit 10.1 to Form 8-K filed on January 29, 2014.
- 10.11 Note Purchase Agreement among San Jose Water Company and certain affiliates of MetLife, Inc., Brighthouse Financial, Inc. and New York Life Insurance Company, dated March 28, 2019. Incorporated by reference to Exhibit 10.1 to Form 8-K filed on March 28, 2019.
- 10.12 Note Purchase Agreement among SJW Group and Purchases listed therein, dated October 8, 2019, along with the forms of senior notes. Incorporated by reference to Exhibit 10.1 to the Form 8-K filed on October 9, 2019.
- 10.13 Note Purchase Agreement among The Connecticut Water Company and Purchasers listed therein, dated August 4, 2021. Incorporated by reference to Exhibit 10.1 to Form 8-K filed on August 5, 2021.
- 10.14 Master Loan Agreement between The Connecticut Water Company and CoBank, ACB, dated October 29, 2012. Incorporated by reference to Exhibit 10.1 to Connecticut Water Service, Inc.'s Form 8-K filed on November 2, 2012.
- 10.15 San Jose Water Company Executive Supplemental Retirement Plan, as Amended and Restated on January 25, 2012, effective January 1, 2012. Incorporated by reference as Exhibit 10.20 to Form 10-K for the year ended December 31, 2011. (2)
- 10.16 The First Amendment to the Executive Supplemental Retirement Plan effective November 15, 2016. Incorporated by reference to Exhibit 10.14 to the Form 10-K for the year ended December 31, 2016. (2)
- 10.17 The Second Amendment to the Executive Supplemental Retirement Plan effective October 9, 2019. Incorporated by reference to Exhibit 10.5 to the Form 8-K filed on October 9, 2019. (2)
- 10.18 San Jose Water Company Cash Balance Executive Supplemental Retirement Plan, as Amended and Restated on January 25, 2012, effective January 1, 2012. Incorporated by reference as Exhibit 10.23 to Form 10-K for the year ended December 31, 2011. (2)

- 10.19 First Amendment to the San Jose Water Company Cash Balance Executive Supplemental Retirement Plan effective as of October 30, 2013. Incorporated by reference as Exhibit 10.15 to Form 10-K for the year ended December 31, 2013. (2)
- 10.20 Second Amendment to the San Jose Water Company Cash Balance Executive Supplemental Retirement Plan effective as of January 31, 2014. Incorporated by reference as Exhibit 10.2 to Form 8-K filed on January 30, 2014. (2)
- 10.21 Third Amendment to the San Jose Water Company Cash Balance Executive Supplemental Retirement Plan effective November 15, 2016. Incorporated by reference to Exhibit 10.18 to Form 10-K for the year ended December 31, 2016. (2)
- 10.22 Fourth Amendment to the San Jose Water Company Cash Balance Executive Supplemental Retirement Plan effective November 6, 2017. Incorporated by reference to Exhibit 10.5 to the Form 10-Q for the quarter ended September 30, 2017. (2)
- 10.23 Fifth Amendment to the San Jose Water Company Cash Balance Executive Supplemental Retirement Plan effective October 24, 2018. Incorporated by reference as Exhibit 10.21 to Form 10-K for the year ended December 31, 2018. (2)
- 10.24 Sixth Amendment to the San Jose Water Company Cash Balance Executive Supplemental Retirement Plan effective October 9, 2019. Incorporated by reference as Exhibit 10.4 to Form 8-K filed on October 9, 2019. (2)
- 10.25 SJW Corp. Long-Term Incentive Plan, as amended and restated on July 29, 2015. Incorporated by reference as Exhibit 10.1 to Form 10-Q filed for the quarter ended September 30, 2015. (2)
- 10.26 First Amendment to the SJW Group Long-Term Incentive Plan dated November 15, 2016. Incorporated by reference to Exhibit 10.21 to Form 10-K for the year ended December 31, 2016. (2)
- 10.27 Second Amendment to the SJW Group Long-Term Incentive Plan dated October 28, 2020. Incorporated by reference as Exhibit 10.1 to Form 10-Q filed for the quarter ended September 30, 2020. (2)
- 10.28 Third Amendment to the SJW Group Long-Term Incentive Plan dated January 28, 2021. Incorporated by reference to Exhibit 10.31 to Form 10-K for the year ended December 31, 2020. (2)
- 10.29 Employment Agreement of Mr. Eric W. Thornburg dated September 26, 2017, together with Exhibit A (Form of Restricted Stock Unit Issuance Agreement - Initial Time-Based Grant), Exhibit B (Form of Restricted Stock Issuance Agreement - Special Time-Based Grant), and Exhibit C (Form of Confidential Settlement Agreement and Release). Incorporated by reference to Exhibit 10.3 to Form 10-Q for the quarter ended September 30, 2017. (2)
- 10.30 First Amendment dated December 31, 2019, to the Employment Agreement of Eric W. Thornburg dated September 26, 2017. Incorporated by reference to Exhibit 10.1 to the Form 8-K filed on January 7, 2020. (2)
- 10.31 Separation Agreement between SJW Group and Mr. James P. Lynch, dated December 20, 2022. Incorporated by reference as Exhibit 10.1 to Form 8-K filed on December 23, 2022. (2)
- 10.32 Standard Form of SJW Group Stock Option Agreement. Incorporated by reference to Exhibit 10.31 to Form 10-K for the year ended December 31, 2016. (2)
- 10.33 SJW Group Amended and Restated Executive Officer Short-Term Incentive Plan dated October 28, 2020. Incorporated by reference as Exhibit 10.2 to Form 10-Q for the quarter ended September 30, 2020. (2)
- 10.34 First Amendment to the Executive Officer Short-Term Incentive Plan dated January 28, 2021. Incorporated by reference to Exhibit 10.39 to Form 10-K for the year ended December 31, 2020. (2)
- 10.35 Amended and Restated Executive Severance Plan, dated October 26, 2022. Incorporated by reference as Exhibit 10.1 to Form 8-K filed on October 28, 2022. (2)
- 10.36 San Jose Water Company Special Deferral Election Plan, as amended and restated, effective January 1, 2013. Incorporated by reference as Exhibit 10.36 to Form 10-K for the year ended December 31, 2012. (2)

- 10.37 First Amendment to the Special Deferral Election Plan effective November 15, 2016. Incorporated by reference as Exhibit 10.37 to Form 10-K for the year ended December 31, 2016. (2)
- 10.38 SJW Corp. Amended and Restated Deferred Restricted Stock Program, effective January 1, 2008. Incorporated by reference as Exhibit 10.1 to Form 10-Q for the quarter ended March 31, 2008. (2)
- 10.39 First Amendment to the Amended and Restated Deferred Restricted Stock Program dated November 15, 2016. Incorporated by reference as Exhibit 10.39 to Form 10-K for the year ended December 31, 2016. (2)
- 10.40 SJW Corp. Deferral Election Program for Non-Employee Board Members, as amended and restated effective October 30, 2013. Incorporated by reference as Exhibit 10.32 to Form 10-K for the year ended December 31, 2013. (2)
- 10.41 First Amendment to the Deferral Election Program for Non-Employee Board Members dated November 15, 2016. Incorporated by reference as Exhibit 10.41 to Form 10-K for the year ended December 31, 2016. (2)
- 10.42 Form of SJW Group Restricted Stock Unit Award Agreement for Non-Employee Board Members. Incorporated by reference as Exhibit 10.1 to Form 10-Q for the quarter ended June 30, 2017. (2)
- 10.43 Second Amendment to the Formulaic Equity Award Program for Non-Employee Board Members dated November 15, 2016. Incorporated by reference as Exhibit 10.45 to Form 10-K for the year ended December 31, 2016. (2)
- 10.44 Third Amendment to the Formulaic Equity Award Program for Non-employee Board members dated October 24, 2018. Incorporated by reference as Exhibit 10.48 to Form 10-K for the year ended December 31, 2018. (2)
- 10.45 Fourth Amendment to the Formulaic Equity Award Program for Non-Employee Board Members dated September 8, 2021. Incorporated by reference to Exhibit 10.1 to Form 8-K filed on September 14, 2021. (2)
- 10.46 Form of SJW Group Restricted Stock Unit Issuance Agreement (TSR Goals). Incorporated by reference to Exhibit 10.55 to Form 10-K for the year ended December 31, 2017. (2)
- 10.47 Form of SJW Group Restricted Stock Unit Issuance Agreement. Incorporated by reference as Exhibit 10.52 to Form 10-K for the year ended December 31, 2016. (2)
- 10.48 Form of SJW Group Restricted Stock Unit Issuance Agreement (ROE Goal). Incorporated by reference as Exhibit 10.54 to Form 10-K for the year ended December 31, 2016. (2)
- 10.49 Form of SJW Group Restricted Stock Unit Issuance Agreement (EPS Goal). Incorporated by reference as Exhibit 10.55 to Form 10-K for the year ended December 31, 2016. (2)
- 10.50 Form of Director and Officer Indemnification Agreement between SJW Group and its officers and Board members. Incorporated by reference to Exhibit 10.1 to Form 8-K filed on November 15, 2016. (2)
- 10.51 Trust Agreement for The Connecticut Water Company Welfare Benefits Plan (VEBA) dated January 1, 1989. Incorporated by reference to Exhibit 10.21 to Connecticut Water Service, Inc.'s Form 10-K for the year ended December 31, 1989. (2)
- 10.52 Connecticut Water Service, Inc. 1994 Performance Stock Program. Incorporated by reference as Exhibit 99.3 to Form S-8 filed on October 9, 2019. (2)
- 10.53 Connecticut Water Service, Inc. 2004 Performance Stock Program, effective as of April 23, 2004. Incorporated by reference as Exhibit 99.2 to Form S-8 filed on October 9, 2019. (2)
- 10.54 First Amendment to The Connecticut Water Service, Inc. 2004 Performance Stock Program, dated January 7, 2004. Incorporated by reference to Exhibit 10.23f to Connecticut Water Service, Inc.'s Form 10-K for the year ended December 31, 2005. (2)
- 10.55 Second Amendment to The Connecticut Water Service, Inc. 2004 Performance Stock Program, dated January 1, 2008. Incorporated by reference to Exhibit 10.6 to Connecticut Water Service, Inc.'s Form 8-K filed on January 31, 2008. (2)

- 10.56 Connecticut Water Service, Inc. 2014 Performance Stock Program. Incorporated by reference as Exhibit 99.1 to Form S-8 filed on October 9, 2019. (2)
- 10.57 First Amendment effective October 9, 2019 to The Connecticut Water Service, Inc. 2014 Performance Stock Program. Incorporated by reference to Exhibit 10.69 to Form 10-K for the year ended December 31, 2019. (2)
- 10.58 Form of Performance Unit Award Agreement (short-term vesting form) under Connecticut Water Service, Inc.'s 2014 Performance Stock Program. Incorporated by reference to Exhibit 10.9 to Connecticut Water Service, Inc.'s Form 10-K for the year ended December 31, 2016. (2)
- 10.59 Form of Performance Unit Award Agreement (long-term vesting form) under Connecticut Water Service, Inc.'s 2014 Performance Stock Program. Incorporated by reference to Exhibit 10.10 to Connecticut Water Service, Inc.'s Form 10-K for the year ended December 31, 2016. (2)
- 10.60 Form of Assumption Agreement for Incentive Awards under the Connecticut Water Service, Inc. 1994 Performance Stock Program, 2004 Performance Stock Program, and 2014 Performance Stock Program. Incorporated by reference to Exhibit 10.73 to Form 10-K for the year ended December 31, 2019. (2)
- 10.61 Amended and Restated Supplemental Executive Retirement Agreement dated January 24, 2008 between The Connecticut Water Company and Eric W. Thornburg. Incorporated by reference to Exhibit 10.73 to Form 10-K for the year ended December 31, 2020 (2)
- 10.62 Amended and Restated Supplemental Executive Retirement Agreement dated November 15, 2017 between The Connecticut Water Company and Maureen P. Westbrook. Incorporated by reference to Exhibit 10.74 to Form 10-K for the year ended December 31, 2019. (2)
- 10.63 Amended and Restated Supplemental Executive Retirement Agreement dated November 15, 2017 between The Connecticut Water Company and Kristen A. Johnson. Incorporated by reference to Exhibit 10.75 to Form 10-K for the year ended December 31, 2019. (2)
- 10.64 Amendment to the Amended and Restated Supplemental Executive Retirement Agreement effective as of November 1, 2019 between Kristen A. Johnson and The Connecticut Water Company. Incorporated by reference to Exhibit 10.77 to Form 10-K for the year ended December 31, 2019. (2)
- 10.65 Grantor Trust Agreement dated May 1, 2017, between Connecticut Water Service, Inc. and Matrix Trust Company. Incorporated by reference to Exhibit 10.78 to Form 10-K for the year ended December 31, 2019. (2)
- 10.66 Deferred Compensation Agreement dated December 8, 2011 between The Connecticut Water Company and Eric W. Thornburg. Incorporated by reference to Exhibit 10.78 to Form 10-K for the year ended December 31, 2020. (2)
- 10.67 Amended and Restated Deferred Compensation Agreement, effective January 1, 2011, between The Connecticut Water Company and Maureen P. Westbrook. Incorporated by reference to Exhibit 10.79 to Form 10-K for the year ended December 31, 2019. (2)
- 10.68 Amended and Restated Deferred Compensation Agreement, effective January 1, 2011, between The Connecticut Water Company and Kristen A. Johnson. Incorporated by reference to Exhibit 10.80 to Form 10-K for the year ended December 31, 2019. (2)
- 10.69 First Amendment to the Amended and Restated Deferred Compensation Agreement, dated as of December 1, 2011, among Kristen A. Johnson and The Connecticut Water Company. Incorporated by reference to Exhibit 10.82 to Form 10-K for the year ended December 31, 2019. (2)
- 10.70 First Amendment to the Amended and Restated Deferred Compensation Agreement, dated as of December 8, 2011, among Maureen P. Westbrook and The Connecticut Water Company. Incorporated by reference to Exhibit 10.83 to Form 10-K for the year ended December 31, 2019. (2)
- 10.71 Second Amendment to the Amended and Restated Deferred Compensation Agreement, dated as of December 21, 2016, between the Connecticut Water Company and Maureen P. Westbrook. Incorporated by reference to Exhibit 10.85 to Form 10-K for the year ended December 31, 2019. (2)

- 10.72 Second Amendment to the Amended and Restated Deferred Compensation Agreement, dated as of December 20, 2016, between the Connecticut Water Company and Kristen A. Johnson. Incorporated by reference to Exhibit 10.86 to Form 10-K for the year ended December 31, 2019. (2)
- 10.73 Connecticut Water Company Deferred Compensation Plan, effective January 1, 2017. Incorporated by reference to Exhibit 10.1 to Connecticut Water Service, Inc.'s Form 8-K filed on December 16, 2016. (2)
- 10.74 First Amendment, effective October 9, 2019, to the Connecticut Water Company Deferred Compensation Plan, dated January 1, 2017. Incorporated by reference to Exhibit 10.89 to Form 10-K for the year ended December 31, 2019. (2)
- 10.75 Second Amendment, effective October 9, 2019, to the Connecticut Water Company Deferred Compensation Plan, dated January 1, 2017. Incorporated by reference to Exhibit 10.90 to Form 10-K for the year ended December 31, 2019. (2)
- 10.76 Third Amendment, effective July 28, 2021, to the Connecticut Water Company Deferred Compensation Plan, dated January 1, 2017. Incorporated by reference as Exhibit 10.2 to Form 10-Q for the quarter ended June 30, 2021. (2)
- 10.77 Amended and Restated Employment Agreement, dated October 9, 2019, among The Connecticut Water Company, Connecticut Water Service, Inc., and Maureen P. Westbrook. Incorporated by reference to Exhibit 10.93 to Form 10-K for the year ended December 31, 2019. (2)
- 10.78 Amended and Restated Employment Agreement, dated December 30, 2008, among The Connecticut Water Company, Connecticut Water Service, Inc., and Kristen A. Johnson. Incorporated by reference to Exhibit 10.94 to Form 10-K for the year ended December 31, 2019. (2)
- 10.79 First Amendment to Amended and Restated Employment Agreement, dated March 8, 2013, among The Connecticut Water Company, Connecticut Water Service, Inc. and Kristen A. Johnson. Incorporated by reference to Exhibit 10.17 to Connecticut Water Service, Inc.'s Form 10-K for the year ended December 31, 2012. (2)
- 10.80 Form of Second Amendment to Employment Agreement, dated April 2014, among The Connecticut Water Company, Connecticut Water Service, Inc. and Kristen A. Johnson. Incorporated by reference to Exhibit 10.2 to Connecticut Water Service, Inc.'s Form 8-K filed on April 3, 2014. (2)
- 10.81 Third Amendment to the Amended and Restated Employment Agreement, effective as of November 1, 2019, among The Connecticut Water Company, Connecticut Water Service, Inc. and Kristen A. Johnson. Incorporated by reference to Exhibit 10.97 to Form 10-K for the year ended December 31, 2019. (2)
- 10.82 Amended and Restated Director Compensation and Expense Reimbursement Policies effective as of January 1, 2023. Incorporated by reference as Exhibit 10.3 to Form 10-Q for the quarter ended September 30, 2022. (2)
- 10.83 Amended and Restated Formulaic Equity Award Program for Non-Employee Board Members effective as of January 1, 2023. Incorporated by reference as Exhibit 10.4 to Form 10-Q for the quarter ended September 30, 2022. (2)
- 10.84 Amendment Letter to Amended and Restated Employment Agreement, effective as of October 6, 2022, among The Connecticut Water Company, Connecticut Water Service, Inc., and Maureen P. Westbrook. Incorporated by reference to Exhibit 10.1 to Form 8-K filed on October 7, 2022. (2)
- 10.85 Employment Agreement, dated April 1, 2014, among The Connecticut Water Company, Connecticut Water Service, Inc. and Craig J. Patla. (1) (2)
- 10.86 First Amendment to Employment Agreement, effective as of January 18, 2020, among The Connecticut Water Company, Connecticut Water Service, Inc. and Craig J. Patla. (1) (2)
- 10.87 Second Amendment to Employment Agreement, effective as of January 1, 2023, among The Connecticut Water Company, Connecticut Water Service, Inc. and Craig J. Patla. (1) (2)
- 21.1 Subsidiaries of SJW Group. (1)
- 23.1 Consent of Deloitte & Touche LLP. (1)

31.1	Certification Pursuant to Rule 13a-14(a)/15d-14(a) by President and Chief Executive Officer. (1)
31.2	Certification Pursuant to Rule 13a-14(a)/15d-14(a) by Chief Financial Officer and Treasurer. (1)
32.1	Certification Pursuant to 18 U.S.C. Section 1350 by President and Chief Executive Officer, as adopted pursuant to Section 906 of the Sarbanes-Oxley Act of 2002. (1)
32.2	Certification Pursuant to 18 U.S.C. Section 1350 by Chief Financial Officer and Treasurer, as adopted pursuant to Section 906 of the Sarbanes-Oxley Act of 2002. (1)
101.INS	XBRL Instance Document - the instance document does not appear in the interactive data file because its XBRL tags are embedded within the inline XBRL document
101.SCH	XBRL Taxonomy Extension Schema Document
101.CAL	XBRL Taxonomy Extension Calculation Linkbase Document
101.DEF	XBRL Taxonomy Extension Definition Linkbase Document
101.LAB	XBRL Taxonomy Extension Label Linkbase Document
101.PRE	XBRL Taxonomy Extension Presentation Linkbase Document
104	Cover Page Interactive Data File - the cover page XBRL tags are embedded within the Inline XBRL document

(1) Filed currently herewith.

(2) Management contract or compensatory plan or agreement.

(3) Pursuant to Item 601(b)(2) of Regulation S-K, certain exhibits and schedules have been omitted. The registrant hereby agrees to furnish supplementally a copy of any omitted exhibit or schedule to the SEC upon request.

SIGNATURES

Pursuant to the requirements of Section 13 or 15(d) of the Securities Exchange Act of 1934, the registrant has duly caused this report to be signed on its behalf by the undersigned, thereunto duly authorized.

SJW Group

Date: February 24, 2023

By _____
/s/ Eric W. Thornburg
ERIC W. THORNBURG,
President, Chief Executive Officer and
Chair of the Board
(Principal executive officer)

Pursuant to the requirements of the Securities Exchange Act of 1934, this report has been signed below by the following persons on behalf of the registrant and in the capacities and on the dates indicated.

Date: February 24, 2023

By _____
/s/ Eric W. Thornburg
ERIC W. THORNBURG,
President, Chief Executive Officer and
Chair of the Board
(Principal executive officer)

Date: February 24, 2023

By _____
/s/ Andrew F. Walters
ANDREW F. WALTERS,
Chief Financial Officer and Treasurer
(Principal financial officer)

Date: February 24, 2023

By _____
/s/ Wendy Avila-Walker
WENDY AVILA-WALKER
Vice President of Finance, Controller
(Controller)

Date: February 24, 2023

By _____
/s/ Walter J. Bishop
WALTER J. BISHOP,
Member, Board of Directors

Date: February 24, 2023

By _____
/s/ Carl Guardino
CARL GUARDINO,
Member, Board of Directors

Date: February 24, 2023

By _____
/s/ Mary Ann Hanley
MARY ANN HANLEY,
Member, Board of Directors

Date: February 24, 2023

By _____
/s/ Heather Hunt
HEATHER HUNT,
Member, Board of Directors

Date: February 24, 2023

By /s/ Rebecca A. Klein
REBECCA A. KLEIN,
Member, Board of Directors

Date: February 24, 2023

By /s/ Gregory P. Landis
GREGORY P. LANDIS,
Member, Board of Directors

Date: February 24, 2023

By /s/ Daniel B. More
DANIEL B. MORE,
Member, Board of Directors

Date: February 24, 2023

By /s/ Carol P. Wallace
CAROL P. WALLACE,
Member, Board of Directors

Consent of Independent Registered Public Accounting Firm

We consent to the incorporation by reference in Registration Statement No. 333-261161 on Form S-3 and Registration Nos. 333- 234140, 333-105010 and 333-195796 on Form S-8 of our report dated February 24, 2023, relating to the 2022 financial statements of SJW Group and the effectiveness of SJW Group's internal control over financial reporting appearing in this Annual Report on Form 10-K for the year ended December 31, 2022.

/s/ Deloitte & Touche LLP

San Jose, California

February 24, 2023

CERTIFICATIONS

I, Eric W. Thornburg, certify that:

1. I have reviewed this Annual Report on Form 10-K of SJW Group (the “registrant”);
2. Based on my knowledge, this report does not contain any untrue statement of a material fact or omit to state a material fact necessary to make the statements made, in light of the circumstances under which such statements were made, not misleading with respect to the period covered by this report;
3. Based on my knowledge, the financial statements, and other financial information included in this report, fairly present in all material respects the financial condition, results of operations and cash flows of the registrant as of, and for, the periods presented in this report;
4. The registrant’s other certifying officer and I are responsible for establishing and maintaining disclosure controls and procedures (as defined in Exchange Act Rules 13a-15(e) and 15d-15(e)) and internal control over financial reporting (as defined in Exchange Act Rules 13a-15(f) and 15d-15(f)) for the registrant and have:
 - a) designed such disclosure controls and procedures, or caused such disclosure controls and procedures to be designed under our supervision, to ensure that material information relating to the registrant, including its consolidated subsidiaries, is made known to us by others within those entities, particularly during the period in which this report is being prepared;
 - b) designed such internal control over financial reporting, or caused such internal control over financial reporting to be designed under our supervision, to provide reasonable assurance regarding the reliability of financial reporting and the preparation of financial statements for external purposes in accordance with generally accepted accounting principles;
 - c) evaluated the effectiveness of the registrant’s disclosure controls and procedures and presented in this report our conclusions about the effectiveness of the disclosure controls and procedures, as of the end of the period covered by this report based on such evaluation; and
 - d) disclosed in this report any change in the registrant’s internal control over financial reporting that occurred during the registrant’s most recent fiscal quarter (the registrant’s fourth fiscal quarter in the case of an annual report) that has materially affected, or is reasonably likely to materially affect, the registrant’s internal control over financial reporting; and
5. The registrant’s other certifying officer and I have disclosed, based on our most recent evaluation of internal control over financial reporting, to the registrant’s auditors and the audit committee of registrant’s board of directors (or persons performing the equivalent functions):
 - a) all significant deficiencies and material weaknesses in the design or operation of internal control over financial reporting which are reasonably likely to adversely affect the registrant’s ability to record, process, summarize and report financial information; and
 - b) any fraud, whether or not material, that involves management or other employees who have a significant role in the registrant’s internal control over financial reporting.

Date: February 24, 2023

/s/ Eric W. Thornburg

ERIC W. THORNBURG

Chair, President and Chief Executive Officer
(Principal executive officer)

CERTIFICATIONS

I, Andrew F. Walters, certify that:

1. I have reviewed this Annual Report on Form 10-K of SJW Group (the “registrant”);
2. Based on my knowledge, this report does not contain any untrue statement of a material fact or omit to state a material fact necessary to make the statements made, in light of the circumstances under which such statements were made, not misleading with respect to the period covered by this report;
3. Based on my knowledge, the financial statements, and other financial information included in this report, fairly present in all material respects the financial condition, results of operations and cash flows of the registrant as of, and for, the periods presented in this report;
4. The registrant’s other certifying officer and I are responsible for establishing and maintaining disclosure controls and procedures (as defined in Exchange Act Rules 13a-15(e) and 15d-15(e)) and internal control over financial reporting (as defined in Exchange Act Rules 13a-15(f) and 15d-15(f)) for the registrant and have:
 - a) designed such disclosure controls and procedures, or caused such disclosure controls and procedures to be designed under our supervision, to ensure that material information relating to the registrant, including its consolidated subsidiaries, is made known to us by others within those entities, particularly during the period in which this report is being prepared;
 - b) designed such internal control over financial reporting, or caused such internal control over financial reporting to be designed under our supervision, to provide reasonable assurance regarding the reliability of financial reporting and the preparation of financial statements for external purposes in accordance with generally accepted accounting principles;
 - c) evaluated the effectiveness of the registrant’s disclosure controls and procedures and presented in this report our conclusions about the effectiveness of the disclosure controls and procedures, as of the end of the period covered by this report based on such evaluation; and
 - d) disclosed in this report any change in the registrant’s internal control over financial reporting that occurred during the registrant’s most recent fiscal quarter (the registrant’s fourth fiscal quarter in the case of an annual report) that has materially affected, or is reasonably likely to materially affect, the registrant’s internal control over financial reporting; and
5. The registrant’s other certifying officer and I have disclosed, based on our most recent evaluation of internal control over financial reporting, to the registrant’s auditors and the audit committee of registrant’s board of directors (or persons performing the equivalent functions):
 - a) all significant deficiencies and material weaknesses in the design or operation of internal control over financial reporting which are reasonably likely to adversely affect the registrant’s ability to record, process, summarize and report financial information; and
 - b) any fraud, whether or not material, that involves management or other employees who have a significant role in the registrant’s internal control over financial reporting.

Date: February 24, 2023

/s/ Andrew F. Walters

ANDREW F. WALTERS
Chief Financial Officer and Treasurer
(Principal financial officer)

**CERTIFICATION PURSUANT TO
18 U.S.C. SECTION 1350
AS ADOPTED PURSUANT TO
SECTION 906 OF THE SARBANES-OXLEY ACT OF 2002**

In connection with the Annual Report of SJW Group (the “Company”) on Form 10-K for the year ended December 31, 2022, as filed with the Securities and Exchange Commission on the date hereof (the “Report”), I, Eric W. Thornburg, President, Chief Executive Officer and Chariman of the Board of the Company, certify, pursuant to 18 U.S.C. Section 1350, as adopted pursuant to Section 906 of the Sarbanes-Oxley Act of 2002, that to my knowledge on the date hereof:

- (1) the Report fully complies with the requirements of section 13(a) or 15(d) of the Securities Exchange Act of 1934; and
- (2) the information contained in the Report fairly presents, in all material respects, the financial condition and results of operations of the Company.

/s/ Eric W. Thornburg

ERIC W. THORNBURG

Chair, President and Chief Executive Officer

(Principal executive officer)

February 24, 2023

**CERTIFICATION PURSUANT TO
18 U.S.C. SECTION 1350
AS ADOPTED PURSUANT TO
SECTION 906 OF THE SARBANES-OXLEY ACT OF 2002**

In connection with the Annual Report of SJW Group (the “Company”) on Form 10-K for the year ended December 31, 2022, as filed with the Securities and Exchange Commission on the date hereof (the “Report”), I, Andrew F. Walters, Chief Financial Officer and Treasurer of the Company, certify, pursuant to 18 U.S.C. Section 1350, as adopted pursuant to Section 906 of the Sarbanes-Oxley Act of 2002, that to my knowledge on the date hereof:

- (1) the Report fully complies with the requirements of section 13(a) or 15(d) of the Securities Exchange Act of 1934; and
- (2) the information contained in the Report fairly presents, in all material respects, the financial condition and results of operations of the Company.

/s/ Andrew F. Walters

ANDREW F. WALTERS

Chief Financial Officer and Treasurer

(Principal financial officer)

February 24, 2023

[This Page Intentionally Left Blank]

**SJW Group
Executive Leadership Team**

Eric W. Thornburg

Chair, President, & CEO

Andrew F. Walters

Chief Financial Officer & Treasurer

Andrew R. Gere

President, San Jose Water

Craig Patla

President, Connecticut Water

Kristen Johnson

Senior Vice President & Chief Administrative Officer

Willie Brown

Vice President, General Counsel, & Corporate Secretary

Bruce A. Hauk

Chief Operating Officer



STOCKHOLDERS' CALENDAR

Schedule of anticipated dividend declaration, record, and payment dates for 2023.

TRANSFER AGENT

(for inquiries and changes in stockholder accounts)

American Stock Transfer & Trust Company, LLC

Shareholder Services Division
6201 15th Avenue
Brooklyn, NY 11219

Telephone: (800) 937-5449

Website: www.astfinancial.com

Declaration Dates	January 25
	April 26
	July 26
	October 25
Record Dates	February 6
	May 8
	August 7
	November 6
Payment Dates	March 1
	June 1
	September 1
	December 1

ANNUAL MEETING

The Annual Meeting of Stockholders of SJW Group will be held on Wednesday, April 26, 2023, at 9:00 AM Pacific Time at the principal offices of SJW Group, 110 W. Taylor Street, San Jose, California 95110.

General Office: (408) 918-7280

Investor Relations: (800) 250-5147

DIRECTORS

Walter J. Bishop

Principal

Walter Bishop Consulting

Carl Guardino

Vice President of Government Affairs

Tarana Wireless, Inc.

Mary Ann Hanley

Former Management Team Executive

Trinity Health Of New England

Heather Hunt

Executive Director

New England States Committee on Electricity, Inc.

Rebecca A. Klein

Principal

Klein Energy, LLC

Gregory P. Landis

Of Counsel

3DLaw PLLC

Daniel B. More

Senior Advisor

Guggenheim Securities LLC

Eric W. Thornburg

Chair, President, & CEO

SJW Group

Carol P. Wallace

Retired Chief Executive Officer

Cooper-Atkins Corporation

OUR MISSION

Trusted, passionate and socially responsible professionals delivering life-sustaining, high-quality water and exceptional service while protecting the environment, enhancing our communities and providing a fair return to shareholders.

OUR VISION

Our vision is what we aspire to...

"To serve our customers and communities, employees, shareholders, and the environment at world-class levels."

OUR VALUES

- Teamwork and Respect
- Straight Talk and Transparency
- Integrity and Trust
- Service and Compassion



SJW Group

SJWGROUP.COM