

ANNUAL REPORT



2023





Contents

Introduction	4
Company Financial Snapshot	5
Letter to Shareholders	6
Featured Spotlights	8
Board Members, Executive Team & Other Business Leaders	16
Additional Information	18
GAAP to Non-GAAP Reconciliations	20
CONMED 10-K	22



Taking it to the **NEXT LEVEL**

In an ever-evolving healthcare landscape, CONMED remains committed to innovating and striving for excellence in everything we do. As we reflect on the past year's achievements and milestones, we are excited about the future and poised to elevate our performance to new heights.

At CONMED, "Next Level" encapsulates our dedication to advancing patient care, driving growth, and fostering innovation across our organization. Our mission is to deliver exceptional outcomes for patients through accessible CONMED solutions. As we navigate the challenges and opportunities ahead, we embrace the spirit of collaboration, charting a course toward a brighter, more impactful future for healthcare delivery.

[Join us as we embark on this exciting journey...together.](#) _____



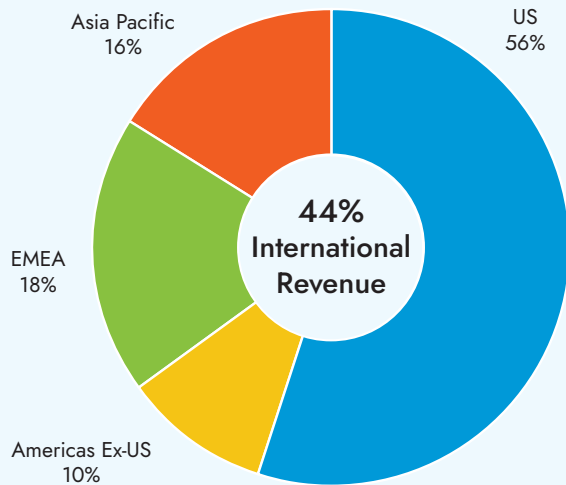


Company Snapshot

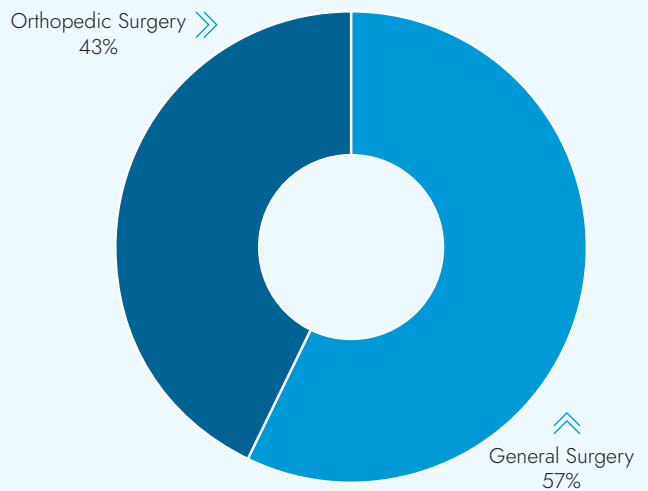
\$1.24 BILLION

FY 2023 REVENUE

Geographic Revenue



Product Revenue



Employees Globally

4,000

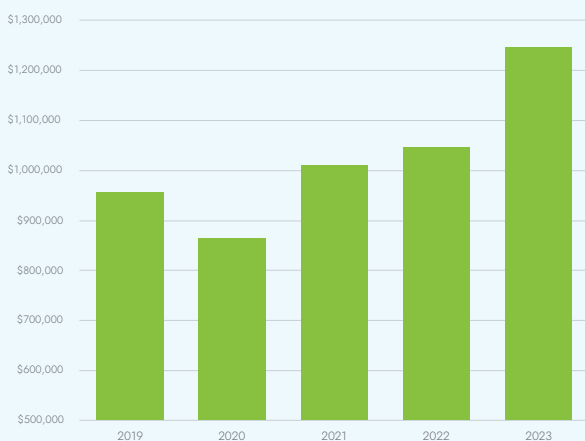
General Surgery

- Products used in the areas of advanced surgical and advanced endoscopic technologies.

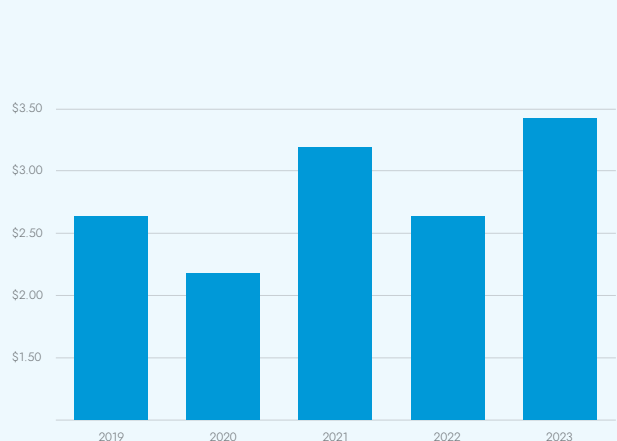
Orthopedic Surgery

- Surgical devices including capital, single-use, and implants used in the repair of soft tissue and joint injuries.

Revenue (\$ in Thousands)



Adjusted Diluted Net Earnings per Share*



*Adjusted diluted net earnings per share is a non-GAAP measure. Refer to the "GAAP to Non-GAAP Reconciliations" section for the most directly comparable GAAP measure, GAAP diluted net earnings (loss) per share.

2023 ANNUAL **REPORT**

Letter to Shareholders



To the Shareholders of CONMED Corporation:

Overall, 2023 was a strong year for CONMED on both the top and bottom line, and we are very pleased with our performance. Our diversified business generated revenue of \$1.24 billion, representing growth of 19.1% as reported and 20.9% in constant currency*, with acquisitions contributing approximately 250 basis points compared to 2022. Adjusted diluted net earnings per share* finished the year at \$3.45, an increase of 30.2% over 2022 adjusted diluted net earnings per share of \$2.65.

Further illustrating the underlying strength and diversification of our portfolio, we saw balanced growth across our General Surgery and Orthopedic product lines, across our domestic and international markets, and across our capital and single-use products. Our successful recovery from the warehouse management system implementation challenges that we faced late in 2022 provided a tailwind to our first-half growth, and the system positions us to more efficiently scale our operations as demand grows.

At the macroeconomic level, 2023 saw strong growth in procedural volumes, which largely returned to pre-COVID levels. Additionally, we were encouraged by easing inflationary pressures and improvements in healthcare staffing levels, both of which impacted 2022. With these headwinds abating, our teams are able to focus more intently on delivering sustainable above-market long-term revenue growth and leveraged earnings growth for our shareholders.

During 2023, we continued to drive innovation from our two transformational acquisitions—In2Bones Global, Inc., now known as CONMED Foot and Ankle, and BioRez Inc., both of which performed well, with double-digit revenue growth for the full year.

I would also like to acknowledge Jerome Lande and thank him for a decade of service and contributions to the CONMED Board of Directors, as he will not be standing for reelection to the Board.

Looking Forward

We expect ongoing improvement in underlying market trends in 2024, supporting increased market activity, which we believe will allow us to drive continued strong growth in our business.

Our R&D teams continue to develop innovative new products and platforms in both our Orthopedics and General Surgery product lines that support our goal of above-market long-term growth.

CONMED's leadership remains focused on improving the overall margin profile of our business while simultaneously continuing to strengthen our balance sheet. Our 2024 financial guidance calls for approximately 100 to 150 basis points of gross margin expansion, driven largely by mix. In addition to the favorable mix-shift, we continue to drive improvements in our manufacturing processes, and our updated warehouse management system adds increased scalability to support improved margins and future growth.

Turning to the balance sheet, we remain steadfastly focused on reducing leverage and expect our leverage ratio to drop into the low-3s by the end of 2024, reducing our interest expense and providing a further tailwind to future earnings growth.

Closing

The CONMED team delivered record results in 2023 and is focused on driving further shareholder value through above-market growth, ongoing margin expansion, and leveraged earnings growth. We are particularly excited about our unique platform technologies in AirSeal[®], Buffalo Filter[®], In2Bones, and BioBrace[®], and we will continue to build on, and around, these to put innovative new products in the hands of our customers and position the Company for long-term success.

Our leadership team and Board of Directors are committed to making CONMED a place where great people want to work. Consistent with prior years, 98% of our employees voluntarily participated in our annual employment survey and our engagement scores again increased as they have for the last several years. This is evidence of a great culture whereby employees have confidence in the Company. Additionally, our employee development programs continue to expand and in 2024 we launched our next generation of companywide live webinars with local language translations focused on management development. Furthering the Company's ESG initiatives, and a devotion to innovation, also remain top priorities as we build a world class organization committed to doing things the right way. All of the above are a part of the approach we take to develop our company and our employees without whom our success as a company would not be possible.

On behalf of our management team and the Board of Directors, I thank you for your confidence in CONMED.

Sincerely,



Curt Hartman

Chair of the Board, President and Chief Executive Officer



*Constant currency net sales growth and adjusted diluted net earnings per share are non-GAAP financial measures. Refer to the GAAP to Non-GAAP Reconciliations page for reconciliations to the most directly comparable GAAP financial measures, reported net sales and diluted net earnings per share.




Soft Tissue Repairs

Will Never Be the Same...

Soft tissue repairs have long been a cornerstone of surgical procedures, offering patients relief from pain and restoring function to damaged tissues. However, with advancements in technology and surgical techniques, the landscape of soft tissue repair is undergoing a profound transformation. At CONMED, we are proud to lead the charge in this evolution, reshaping the future of soft tissue repairs with our groundbreaking products and strategic acquisitions.

Last year, we made a significant stride forward in our mission to redefine soft tissue repairs by acquiring BioBrace®, a pioneer in regenerative medicine and tissue augmentation solutions. With this acquisition, we have set our sights on elevating soft tissue repairs to unprecedented levels of efficacy and patient satisfaction.



Our acquisition of BioBrace® represents more than just portfolio growth—it signifies a commitment to driving meaningful change in surgical practices and patient outcomes. By combining CONMED's expertise in surgical technologies with BioBrace's innovative regenerative solutions, we are poised to revolutionize the guidance on soft tissue repair augmentation.

Surgeons across the globe have already begun to witness the transformative impact of our collaboration on their patient outcomes. Through testimonials and advice from leading surgeons, we have garnered insights into the profound benefits of our advanced soft tissue repair techniques. Surgeons attest to the improved functional outcomes, and reduced recovery times experienced by their patients, underscoring the profound impact of our approach.

But our aspirations extend beyond success stories—we are committed to catalyzing a paradigm shift in the field of soft tissue repairs. By elevating our efforts to the next level, we aim to set new standards for surgical excellence and patient care.

As we embark on this transformative journey, we invite you to join us in shaping the future of surgical innovation and advancing the field of soft tissue repairs. Together, we can revolutionize patient care and leave a lasting impact on the lives of countless individuals worldwide.



Innovating Safety: The Surge



The push for smoke-free operating rooms (ORs) has gained considerable momentum in recent years, fueled by growing awareness of the health risks associated with surgical smoke exposure. As the healthcare industry continues to prioritize patient and staff safety, the movement towards smoke evacuation is rapidly gaining traction, revolutionizing surgical practices and enhancing the quality of care.

At CONMED, we are committed to supporting this transformative movement by providing education and a comprehensive portfolio of high-quality smoke evacuation solutions. Our mission is clear: to facilitate a safer, smoke-free OR for every perioperative team member, physician, and patient.

The movement towards smoke-free ORs is not just a passing trend—it's a critical step towards improving workplace safety and protecting the health of surgical teams and patients. Surgical smoke, generated by the use of energy-based devices during procedures, contains harmful toxins and carcinogens that pose serious health risks when inhaled.

of Smoke Evacuation

To address this pressing issue, CONMED offers a range of innovative smoke evacuation solutions designed to effectively capture and remove surgical smoke from the OR environment. From powerful smoke evacuation systems to disposable smoke evacuation pencils, our portfolio is engineered to meet the diverse needs of surgical teams and ensure optimal safety and efficacy.

In addition to providing advanced smoke evacuation technology, CONMED is actively engaged in educational initiatives aimed at raising awareness about the importance of smoke evacuation and promoting best practices for its implementation. By partnering with healthcare institutions and professional organizations, we strive to empower surgical teams with the knowledge and resources they need to create smoke-free environments.

As the momentum for smoke-free ORs continues to build, CONMED is proud to support this movement and champion the adoption of safer surgical practices. We applaud the efforts of US states that have already enacted legislation mandating smoke evacuation in ORs, recognizing the importance of protecting the health and well-being of healthcare professionals and patients alike.

By working together to embrace smoke evacuation, we can ensure a safer, healthier future for all those who work in and undergo surgery in the OR. Together, let's ignite change and pave the way towards a smoke-free surgical environment for generations to come.





**CompleteControl™
Sphincterotome**

Reducing Post-ERCP Complications: **A Breakthrough in Patient Care**

In the realm of endoscopic procedures, post-ERCP (Endoscopic Retrograde Cholangiopancreatography) complications have long been a concern for clinicians and patients alike. These complications, ranging from pancreatitis to bleeding and perforation, not only pose risks to patient health but also increase healthcare costs and extend recovery times. However, recent advancements in medical technology are paving the way for safer and more efficient ERCP procedures, leading to improved patient outcomes. Among these innovations is CONMED's groundbreaking CompleteControl™ device, which promises to revolutionize the landscape of therapeutic endoscopy.

This innovative device is designed to enhance procedural efficiency while reducing the risk of complications associated with ERCP. Utilizing state-of-the-art technology and ergonomic design, CompleteControl™'s steerable tip offers clinicians greater control and precision during ERCP procedures, thereby minimizing the likelihood of adverse events. CompleteControl™'s advanced capabilities allow clinicians to navigate the complex anatomy of the biliary and pancreatic ducts with unparalleled accuracy. CompleteControl™'s innovative steerable tip not only facilitates quicker and safer cannulation and sphincterotomy but also empowers physicians to perform interventions such as stent placement and stone removal with enhanced reliability. Its precision design enhances procedural efficiency and ensures optimal patient outcomes, making it an indispensable tool in endoscopic procedures.

By addressing the challenge of post-ERCP complications head-on, CONMED continues to demonstrate its commitment to advancing patient care and shaping the future of therapeutic endoscopic procedures. With products like CompleteControl™ leading the way, we envision a world where ERCP complications are no longer a concern but rather a relic of the past, paving the way for safer, more effective treatments and better therapeutic outcomes for all.



Impacting Cost of Care Through **Innovation**

In today's rapidly evolving healthcare landscape, healthcare providers are tasked with delivering high-quality outcomes while simultaneously managing costs and enhancing patient experiences. Amidst these challenges, innovation emerges as a crucial driver of change, offering opportunities to transform the delivery of care and improve patient outcomes.

At CONMED, we recognize the importance of driving positive change. With a future-focused mindset, we are committed to innovating and acquiring technologies that align with evolving expectations and address the changing needs of healthcare providers and, ultimately, their patients.

Through our next level solutions and strategic partnerships, we enable healthcare organizations to optimize their operations, enhance efficiency, and improve patient outcomes. Whether it's through the development of cutting-edge medical devices or the implementation of results-oriented initiatives, we remain steadfast in our mission to drive positive change and make a meaningful impact on the cost of care.

Together, we can revolutionize healthcare delivery and create a brighter, more sustainable future for patients and providers alike.





Elevating the User Experience, **Digitally**

As CONMED reflects on the accomplishments of 2023, we are excited to share the strides we've made in elevating the user experience through digital innovation. From revitalizing our brand's aesthetics to optimizing customer support and engagement, we've embarked on a journey to transform the way our customers interact with us, both online and offline.

A significant focus of our efforts has been the overhaul of our brand's look and feel, embracing a cleaner and fresher aesthetic that resonates with modern sensibilities. Through meticulous design refinements and a keen eye for simplicity and elegance, we've revitalized our collateral to create a more inviting and engaging experience for our customers. From brochures to digital assets, our materials now reflect a cohesive visual identity that communicates professionalism and quality.

Central to our digital transformation is the enhancement of our website, which serves as a gateway for customers to explore our products and resources. Through strategic navigation improvements and intuitive search functionality, we've empowered customers to easily find products and articles relevant to their needs. Whether they're seeking information on surgical techniques or browsing our latest innovations, our website now offers a seamless and personalized experience tailored to each user's interests.



As we look ahead to the future, CONMED remains committed to accelerating our digital messaging and delivering exceptional experiences for our customers.

In tandem with website improvements, we've also prioritized the optimization of customer experience and support services. By leveraging data-driven insights and customer feedback, we've refined our processes to deliver faster response times and more personalized assistance. Whether through digital forms, email support, or phone consultations, our dedicated support team is committed to ensuring that every customer interaction is met with efficiency and professionalism.

Furthermore, we have embraced the power of data-driven marketing campaigns to connect with our audience in more meaningful ways. By analyzing customer behavior and preferences, we have tailored our messaging and content to resonate with their interests and needs. Through targeted email campaigns, social media ads, and digital promotions, we have engaged customers at every stage of their journey, driving awareness, consideration, and conversion.

This approach has not only improved efficiency but also enabled us to build stronger, more meaningful relationships with our customers over time.

As we look ahead to the future, CONMED remains committed to accelerating our digital messaging and delivering exceptional experiences for our customers. Through ongoing investment in technology, design, and customer-centric strategies, we are confident that we will continue to raise the bar for user experience excellence in the years to come.

Together, let's continue to digitally elevate the user and shape a brighter, more connected future for healthcare worldwide.



Board Members



Curt R. Hartman

Chair of the Board,
President and Chief Executive Officer



Martha Goldberg Aronson

Lead Independent Director



David Bronson

Director



Brian P. Concannon

Director



LaVerne Council

Director



Charles M. Farkas

Director



Jerome J. Lande

Director



Barbara J. Schwarzentraub

Director



Dr. John L. Workman

Director



Executive Team



Curt R. Hartman

Chair of the Board,
President and Chief Executive Officer



Todd W. Garner

EVP, Finance & Chief Financial Officer



Terence M. Bergé

Vice President, Corporate Controller



Patrick J. Beyer

President, International & Global Orthopedics



Edward Clifford

VP, Global Manufacturing



Heather L. Cohen

EVP & Chief Human Resources
& Legal Officer & Secretary



John Ferrell

EVP, Human Resources



Brent Lalomia

VP, Quality Assurance, Regulatory Affairs,
Customer Experience & Logistics



Johonna Pelletier

Treasurer & Vice President, Tax



Stanley W. (Bill) Peters

President, Advanced Surgical and
Advanced Endoscopic Technologies



Peter K. Shagory

EVP, Strategy & Corporate Development

Other Business Leaders

John Chindlund

Vice President & General Manager,
U.S. Foot & Ankle

Stéphan Epinette

Vice President & General
Manager, International

Richard Glaze

Chief Information Officer

Nate Miersma

Vice President & General Manager,
US Orthopedics

Additional Information

CORPORATE OFFICE

CONMED Corporation
11311 Concept Blvd.
Largo, FL 33773
Phone: 1-866-4CONMED

CUSTOMER SERVICE

1-866-4CONMED
customerexperience@CONMED.com
www.CONMED.com
Ethics policy available at
www.CONMED.com

STOCK

CONMED Corporation's stock is traded on the New York Stock Exchange with the symbol: CNMD

SHAREHOLDER INFO

Interested shareholders may obtain a copy of the Company's Annual Report without charge upon written request to:

Investor Relations Department
CONMED Corporation
Attn: Todd Garner
11311 Concept Blvd.
Largo, FL 33773
727-214-2975

Transfer Agent/Registrar
Computershare Investor
Services
P.O. Box 43006
Providence, RI 02940-3006
1-800-368-5948
www.computershare.com/investor



Year Ended December 31, 2020

	Selling & Administrative		Operating Income	Interest Expense	Other Expense	Tax Expense / (Benefit)	Effective Tax Rate	Net Income	Basic EPS	Adjustments	Diluted EPS
	Gross Profit	Expense									
As reported	\$ 460,300	\$ 373,817	\$ 46,010	\$ 44,052	\$ 355	\$ (7,914)	-493.9%	\$ 9,517		\$ -	\$ 9,517
% of sales	53.4%	43.3%	5.3%								
EPS									\$ 0.33		\$ 0.32
Shares									28,581	883	29,464
Plant underutilization costs	6,586	-	6,586	-	-	739		5,847			
Product rationalization costs	2,169	(2,095)	4,264	-	-	460		3,804			
Restructuring and related costs	1,087	(4,782)	5,869	-	-	1,807		4,062			
Acquisition and integration costs	2,820	(1,192)	4,012	-	-	888		3,124			
Manufacturing consolidation costs	3,993	-	3,993	-	-	485		3,508			
	\$ 476,955	\$ 365,748	\$ 70,734	\$ 44,052	\$ 355	\$ (3,535)		\$ 29,862			
Adjusted gross profit %	55.3%										
Amortization	\$ 6,000	(27,945)	33,945	(13,414)	-	13,037		34,322			
As adjusted		\$ 337,803	\$ 104,679	\$ 30,638	\$ 355	\$ 9,502	12.9%	\$ 64,184		\$ -	\$ 64,184
% of sales		39.2%	12.1%								
Adjusted diluted EPS											\$ 2.18

Year Ended December 31, 2019

	Selling & Administrative		Operating Income	Interest Expense	Other Expense	Tax Expense	Effective Tax Rate	Net Income	Basic EPS	Adjustments	Diluted EPS
	Gross Profit	Expense									
As reported	\$ 524,715	\$ 400,141	\$ 79,114	\$ 42,701	\$ 5,188	\$ 2,605	8.3%	\$ 28,620		\$ -	\$ 28,620
% of sales	54.9%	41.9%	8.3%								
EPS									\$ 1.01		\$ 0.97
Shares									28,325	1,170	29,495
Acquisition and integration costs	1,335	(13,066)	14,401	-	-	3,609		10,792			
Manufacturing consolidation costs	2,858	-	2,858	-	-	354		2,504			
Debt refinancing costs	-	-	-	-	(3,904)	1,149		2,755			
	\$ 528,908	\$ 387,075	\$ 96,373	\$ 42,701	\$ 1,284	\$ 7,717		\$ 44,671			
Adjusted gross profit %	55.4%										
Amortization	\$ 6,000	(26,075)	32,075	(11,756)	-	10,590		33,241			
As adjusted		\$ 361,000	\$ 128,448	\$ 30,945	\$ 1,284	\$ 18,307	19.0%	\$ 77,912		\$ -	\$ 77,912
% of sales		37.8%	13.4%								
Adjusted diluted EPS											\$ 2.64

Sales Summary
(in millions, unaudited)

			% Change from 2022 to 2023		
	2023	2022	As Reported	Impact of Foreign Currency	Constant Currency
	\$	\$			
Net Sales	\$ 1,244.7	\$ 1,045.5	19.1%	1.8%	20.9%

*Refer to our 2023 Annual Report on Form 10-K, available both within this document and at www.CONMED.com, as well as our Form 8-K filings with the SEC on January 31, 2024, February 2, 2023, January 26, 2022, January 27, 2021 and January 29, 2020 for additional information regarding our non-GAAP measures.

United States
Securities and Exchange Commission
Washington, D.C. 20549

Form 10-K

- Annual Report Pursuant to Section 13 or 15(d) of the Securities Exchange Act of 1934**
or
 Transition Report Pursuant to Section 13 or 15(d) of the Securities Exchange Act of 1934

For the fiscal year ended: December 31, 2023 Commission file number: 001-39218

CONMED CORPORATION

(Exact name of registrant as specified in its charter)

Delaware	16-0977505
(State or other jurisdiction of incorporation or organization)	(I.R.S. Employer Identification No.)
11311 Concept Boulevard Largo, Florida	33773
(Address of principal executive offices)	(Zip Code)

(727) 392-6464

(Registrant's telephone number, including area code)

Securities registered pursuant to Section 12(b) of the Act:

<u>Title of each class</u>	<u>Trading Symbol</u>	<u>Name of each exchange on which registered</u>
Common Stock, \$0.01 par value	CNMD	NYSE

Indicate by check mark if the registrant is a well-known seasoned issuer, as defined in Rule 405 of the Securities Act.

Yes No

Indicate by check mark if the registrant is not required to file reports pursuant to Section 13 or Section 15(d) of the Act.

Yes No

Indicate by check mark whether the registrant (1) has filed all reports required to be filed by Section 13 or 15(d) of the Securities Exchange Act of 1934 during the preceding 12 months (or for such shorter period that the registrant was required to file such reports), and (2) has been subject to such filing requirements for the past 90 days. Yes No

Indicate by check mark whether the registrant has submitted electronically every Interactive Data File required to be submitted pursuant to Rule 405 of Regulation S-T (§232.405 of this chapter) during the preceding 12 months (or for such shorter period that the registrant was required to submit such files). Yes No

Indicate by check mark whether the registrant is a large accelerated filer, an accelerated filer, a non-accelerated filer, a smaller reporting company, or an emerging growth company. See the definitions of "large accelerated filer", "accelerated filer", "smaller reporting company", and "emerging growth company" in Rule 12b-2 of the Exchange Act.

Large accelerated filer Accelerated filer Non-accelerated filer Smaller reporting company Emerging growth company

If an emerging growth company, indicate by check mark if the registrant has elected not to use the extended transition period for complying with any new or revised financial accounting standards provided pursuant to Section 13(a) of the Exchange Act.

Indicate by check mark whether the registrant has filed a report on and attestation to its management's assessment of the effectiveness of its internal control over financial reporting under Section 404(b) of the Sarbanes-Oxley Act (15 U.S.C. 7262(b)) by the registered public accounting firm that prepared or issued its audit report.

If securities are registered pursuant to Section 12(b) of the Act, indicate by check mark whether the financial statements of the registrant included in the filing reflect the correction of an error to previously issued financial statements.

Indicate by check mark whether any of those error corrections are restatements that required a recovery analysis of incentive-based compensation received by any of the registrant's executive officers during the relevant recovery period pursuant to §240.10D-1(b).

Indicate by check mark whether the registrant is a shell company (as defined in Rule 12b-2 of the Act). Yes No

As of June 30, 2023, the last business day of the registrant's most recently completed second fiscal quarter, the aggregate market value of the shares of voting common stock held by non-affiliates of the registrant was approximately \$3.1 billion based upon the closing price of the Company's common stock on the NYSE Stock Market.

The number of shares of the registrant's \$0.01 par value common stock outstanding as of February 21, 2024 was 30,780,567.

DOCUMENTS INCORPORATED BY REFERENCE:

Portions of the Definitive Proxy Statement and any other informational filings for the 2024 Annual Meeting of Shareholders are incorporated by reference into Part III of this report.

CONMED CORPORATION
ANNUAL REPORT ON FORM 10-K
FOR YEAR ENDED DECEMBER 31, 2023
TABLE OF CONTENTS

Part I		Page
Item 1.	<u>Business</u>	<u>2</u>
Item 1A.	<u>Risk Factors</u>	<u>8</u>
Item 1B.	<u>Unresolved Staff Comments</u>	<u>19</u>
Item 1C.	<u>Cybersecurity</u>	<u>19</u>
Item 2.	<u>Properties</u>	<u>20</u>
Item 3.	<u>Legal Proceedings</u>	<u>20</u>
Item 4.	<u>Mine Safety Disclosures</u>	<u>20</u>
Part II		
Item 5.	<u>Market for Registrant's Common Equity, Related Stockholder Matters and Issuer Purchases of Equity Securities</u>	<u>21</u>
Item 6.	<u>[Reserved]</u>	<u>22</u>
Item 7.	<u>Management's Discussion and Analysis of Financial Condition and Results of Operations</u>	<u>23</u>
Item 7A.	<u>Quantitative and Qualitative Disclosures About Market Risk</u>	<u>30</u>
Item 8.	<u>Financial Statements and Supplementary Data</u>	<u>31</u>
Item 9.	<u>Changes In and Disagreements with Accountants on Accounting and Financial Disclosure</u>	<u>31</u>
Item 9A.	<u>Controls and Procedures</u>	<u>31</u>
Item 9B.	<u>Other Information</u>	<u>31</u>
Item 9C.	<u>Disclosure Regarding Foreign Jurisdictions that Prevent Inspections</u>	<u>31</u>
Part III		
Item 10.	<u>Directors, Executive Officers and Corporate Governance</u>	<u>32</u>
Item 11.	<u>Executive Compensation</u>	<u>32</u>
Item 12.	<u>Security Ownership of Certain Beneficial Owners and Management and Related Stockholder Matters</u>	<u>32</u>
Item 13.	<u>Certain Relationships and Related Transactions, and Director Independence</u>	<u>32</u>
Item 14.	<u>Principal Accounting Fees and Services</u>	<u>32</u>
Part IV		
Item 15.	<u>Exhibits, Financial Statement Schedules</u>	<u>33</u>
	<u>Signatures</u>	<u>34</u>
Item 16.	<u>Form 10-K Summary</u>	<u>82</u>

CONMED CORPORATION

Item 1. Business

Forward Looking Statements

This Annual Report on Form 10-K for the fiscal year ended December 31, 2023 (“Form 10-K”) contains certain forward-looking statements (as such term is defined in the Private Securities Litigation Reform Act of 1995) and information relating to CONMED Corporation (“CONMED”, the “Company”, “we” or “us” — references to “CONMED”, the “Company”, “we” or “us” shall be deemed to include our direct and indirect subsidiaries unless the context otherwise requires) which are based on the beliefs of our management, as well as assumptions made by and information currently available to our management.

When used in this Form 10-K, the words “estimate”, “project”, “believe”, “anticipate”, “intend”, “expect” and similar expressions are intended to identify forward-looking statements. These statements involve known and unknown risks, uncertainties and other factors, including those identified under the caption “Item 1A-Risk Factors” and elsewhere in this Form 10-K which may cause our actual results, performance or achievements, or industry results, to be materially different from any future results, performance or achievements expressed or implied by such forward-looking statements. Such factors include, among others, the following:

- *general economic and business conditions, including, without limitation, a potential economic downturn, supply chain challenges and constraints, including the availability and cost of materials, the effects of inflation, and increased interest rates;*
- *compliance with and changes in regulatory requirements;*
- *the failure of any enterprise-wide software programs or information technology systems, or potential disruption associated with updating or implementing new software programs or information technology systems;*
- *the risk of an information security breach, including a cybersecurity breach;*
- *pandemics and health crises, and the responses there to by governments and hospitals, which poses risks to our business, financial condition and results of operations;*
- *the possibility that United States or foreign regulatory and/or administrative agencies may initiate enforcement actions against us or our distributors;*
- *the introduction and acceptance of new products;*
- *the ability to advance our product lines, including challenges and uncertainties inherent in product research and development, and the uncertain impact, outcome and cost of ongoing and future clinical trials and market studies;*
- *competition;*
- *laws and government regulations;*
- *changes in customer preferences;*
- *changes in technology;*
- *cyclical customer purchasing patterns due to budgetary, staffing and other constraints;*
- *environmental compliance risks, including lack of availability of sterilization with Ethylene Oxide (“EtO”) or other compliance costs associated with the use of EtO;*
- *the quality of our management and business abilities and the judgment of our personnel, as well as our ability to attract, motivate, and retain employees at all levels of the Company;*
- *the availability, terms and deployment of capital;*
- *current and future levels of indebtedness and capital spending;*
- *changes in foreign exchange and interest rates;*
- *the ability to evaluate, finance and integrate acquired businesses, products and companies;*
- *changes in business strategy;*
- *the risk of a lack of allograft tissues due to reduced donations of such tissues or due to tissues not meeting the appropriate high standards for screening and/or processing of such tissues;*
- *the ability to defend and enforce intellectual property, including the risks related to theft or compromise of intellectual property in connection with our international operations;*
- *the risk of patent, product and other litigation as well as the cost associated with such litigation;*
- *trade protection measures, tariffs and other border taxes, and import or export licensing requirements;*
- *weather related events which may disrupt our operations; and*
- *various other factors referenced in this Form 10-K.*

See “Item 7-Management’s Discussion and Analysis of Financial Condition and Results of Operations”, “Item 1-Business” and “Item 1A-Risk Factors” for a further discussion of these factors. You are cautioned not to place undue reliance on these forward-looking statements, which speak only as of the date hereof. We do not undertake any obligation to publicly release any revisions to these forward-looking statements to reflect events or circumstances after the date of this Form 10-K or to reflect the occurrence of unanticipated events.

General

CONMED Corporation was incorporated under the laws of the State of New York in 1970 and became a Delaware corporation in May 2020. CONMED is a medical technology company that provides devices and equipment for surgical procedures. The Company’s products are used by surgeons and other healthcare professionals in a variety of specialties including orthopedics, general surgery, gynecology, thoracic surgery and gastroenterology. The Company’s 4,000 employees distribute its products worldwide from three primary manufacturing locations. Our headquarters are located in Largo, Florida.

We have historically used strategic business acquisitions, internal product development and distribution relationships to diversify our product offerings, increase our market share in certain product lines, realize economies of scale and take advantage of growth opportunities in the healthcare field.

We are committed to offering products with the highest standards of quality, technological excellence and customer service. Substantially all of our facilities have attained certification under the ISO international quality standards and other domestic and international quality accreditations.

Our annual report on Form 10-K, quarterly reports on Form 10-Q, current reports on Form 8-K and amendments to those reports are accessible free of charge through the Investor Relations section of our website (<http://www.conmed.com>) as soon as practicable after such materials have been electronically filed with, or furnished to, the United States Securities and Exchange Commission (the "SEC"). In addition, the SEC maintains an Internet site (<http://www.sec.gov>) containing reports, proxy and information statements and other information regarding issuers that file with the SEC.

Business Strategy

CONMED's vision is to empower healthcare providers worldwide to deliver exceptional outcomes for patients through the following initiatives:

- **Introduction of New Products and Product Enhancements.** We pursue organic growth through developing new products and enhancing existing products. We seek to develop new technologies which improve the durability, performance and usability of existing products. In addition to our internal research and development efforts, we receive new ideas for products and technologies, particularly in procedure-specific areas, from surgeons, inventors and other healthcare professionals.
- **Pursue Strategic Acquisitions.** We pursue strategic acquisitions, distribution and similar arrangements in existing and new growth markets to achieve increased operating efficiencies, geographic diversification and market penetration. Targeted companies have historically included those with proven technologies and established brand names which provide potential sales, marketing and manufacturing synergies. This includes the acquisitions of In2Bones Global, Inc. ("In2Bones") in June 2022 and Biorez, Inc. ("Biorez") in August 2022.
- **Realize Manufacturing and Operating Efficiencies.** We continually review our production systems for opportunities to reduce operating costs, consolidate product lines or process flows, reduce inventory and optimize existing processes.
- **Geographic Diversification.** We believe that significant growth opportunities exist for our surgical products outside the United States. Principal international markets for our products include Europe, Latin America, Canada and the Asia/Pacific Rim.
- **Active Participation in the Medical Community.** We believe that excellent working relationships with physicians and others in the medical industry enable us to gain an understanding of trends and emerging opportunities. Active participation allows us to quickly respond to the changing needs of physicians and patients. In addition, we are an active sponsor of medical education both in the United States and internationally, offering training on new and innovative surgical techniques as well as other medical education programs on the use of our products.

Products

The following table sets forth the percentage of net sales for each of our product lines during each of the three years ended December 31:

	Year Ended December 31,		
	2023	2022	2021
Orthopedic surgery	43 %	44 %	43 %
General surgery	57	56	57
Consolidated net sales	100 %	100 %	100 %
Net sales (in thousands)	\$ 1,244,744	\$ 1,045,472	\$ 1,010,635

Orthopedic Surgery

We design, manufacture and globally distribute products which enable orthopedic surgeons to surgically address sports medicine injuries in the knee, hip, shoulder and lower extremities. In these procedures, we offer products such as BioBrace®, TruShot® with Y-Knot® All-In-One Soft Tissue Fixation System, Y-Knot® All-Suture Anchors, and Argo™ Knotless Suture Anchors which provide unique clinical solutions to orthopedic surgeons for the augmentation and repair of soft tissue injuries. In addition to implants, we offer supporting products that enable surgeons to perform minimally invasive sports medicine surgeries. These products include powered resection instruments as well as fluid management and visualization systems and the related single-use products which are marketed under a number of brands, including CONMED Linvatec®, Concept® and Shutt®. Our product offering for the extremity market includes a portfolio of arthroplasty, biologic, fracture and fixation systems for foot and ankle surgery with products such as the Quantum® Total Ankle System and the CoLink® plating system. We compete with Smith & Nephew, plc; Arthrex, Inc.; Stryker Corporation; Johnson & Johnson: DePuy Mitek, Inc.; Zimmer Biomet, Inc.; Paragon 28 and Treace Medical Concepts.

We also provide our customers with a comprehensive line of battery-powered, autoclavable, large and small bone power tool systems for use in orthopedic, arthroscopic, oral/maxillofacial, podiatric, spinal and cardiothoracic surgeries. These products are marketed under the Hall® surgical brand name, a pioneer in power surgical tools in the United States. In powered instruments, our competition includes Stryker Corporation; Medtronic plc; Johnson & Johnson: DePuy Synthes, Inc.; and Zimmer Biomet, Inc.

In 2023, approximately 76% of orthopedic surgery revenue came from single-use products that are expected to be recurring.

General Surgery

Our general surgery product line offers a large range of products in the areas of advanced surgical and advanced endoscopic technologies.

Our advanced surgical product offering includes the leading clinical insufflation system (AirSeal®). AirSeal® includes the proprietary valveless access ports that deliver significant benefits to traditional minimally invasive surgery and robotic surgical procedures. The Buffalo Filter acquisition complemented the CONMED portfolio of smoke removal devices, which provides the Company with the broadest portfolio of single-use and capital smoke evacuation products available in the medical device market today. In addition to AirSeal® and the Buffalo Filter® products, the Company manufactures and sells an extensive energy line and a broad offering of endomechanical products. The electrosurgical offering consists of monopolar and bipolar generators, argon beam coagulation generators, handpieces, smoke management systems and other accessories. Our endomechanical products offer a full line of instruments, including the Anchor¹ line of tissue retrieval bags, trocars, suction irrigation devices, graspers, scissors and dissectors, used in minimally invasive surgery. Our competition includes Medtronic plc; Johnson & Johnson: Ethicon Endo-Surgery, Inc.; Stryker Endoscopy, Olympus, ERBE Elektromedizin GmbH; and Applied Medical Resources Corporation.

Our advanced endoscopic technologies offering includes a comprehensive line of therapeutic and diagnostic products used in gastroenterology procedures which utilize flexible endoscopes, as well as patient monitoring products. In addition to these offerings, we offer a unique energy platform specifically designed for gastroenterology and pulmonology procedures. Devices include products for dilatation, hemostasis, biliary, structure management, infection prevention and patient monitoring. Patient monitoring includes ECG electrodes, EEG electrodes and cardiac defibrillation pads. Our competition includes Boston

¹Anchor is a trademark of the Anchor Products Company, Addison, Illinois.

Scientific Corporation - Endoscopy; Cook Medical, Inc.; Merit Medical Endotek; Olympus, Inc.; STERIS Corporation - U.S. Endoscopy, Cantel Medical- Medivators, Inc., Cardinal and 3M Company.

In 2023, approximately 89% of general surgery revenue came from single-use products that are expected to be recurring.

International

Expanding our international presence is an important component of our long-term growth plan. Our products are sold in over 100 countries. International sales efforts are coordinated through local country dealers (including sub-distributors or sales agents) or through direct in-country sales. We distribute our products through sales subsidiaries and branches with offices located in Australia, Austria, Belgium, Brazil, Canada, China, Denmark, Finland, France, Germany, Italy, Japan, Korea, the Netherlands, Poland, Spain, Sweden and the United Kingdom. In these countries, our sales are denominated in the local currency and amounted to approximately 32% of our consolidated net sales in 2023. In the remaining countries where our products are sold through independent distributors, sales are denominated in United States dollars.

Competition

We compete in orthopedic and general surgery medical device markets across the world. Our competitors range from large manufacturers with multiple business units to smaller manufacturers with limited product offerings. We believe we have appropriate product offerings and adequate market share to compete effectively in these markets. The global markets are constantly changing due to technological advances. We seek to closely align our research and development with our key business objectives, namely developing and improving products and processes, applying innovative technology to the manufacture of products for new global markets and reducing the cost of producing core products.

The breadth of our product lines in our key product areas enables us to meet a wide range of customer requirements and preferences. This has enhanced our ability to market our products to surgeons, hospitals, surgery centers, group purchasing organizations ("GPOs"), integrated delivery networks ("IDNs") and other customers, particularly as institutions seek to reduce costs and minimize the number of suppliers.

Marketing

A significant portion of our products are distributed domestically directly to more than 6,000 hospitals, surgery centers and other healthcare institutions as well as through medical specialty distributors. We are not dependent on any single customer and no single customer accounted for more than 10% of our net sales in 2023, 2022 and 2021.

A significant portion of our U.S. sales are to customers affiliated with GPOs, IDNs and other large national or regional accounts, as well as to the Veterans Administration and other hospitals operated by the Federal government. For hospital inventory management purposes, some of our customers prefer to purchase our products through independent third-party medical product distributors.

Our employee sales representatives are extensively trained in our various product offerings. Each employee sales representative is assigned a defined geographic area and compensated on a commission basis or through a combination of salary and commission. The sales force is supervised and supported by either area directors or district managers. In certain geographies, sales agent groups are used in the United States to sell our orthopedic products. These sales agent groups are paid a commission for sales made to customers while home office sales and marketing management provide the overall direction and training for marketing and positioning of our products. Our sales professionals provide surgeons and other healthcare professionals with information relating to the technical features and benefits of our products.

Our healthcare systems organization is responsible for interacting with large regional and national accounts (e.g. GPOs, IDNs, etc.). We have contracts with many such organizations and believe that the loss of any individual group purchasing contract would not materially impact our business.

We sell to a diversified base of customers around the world and, therefore, believe there is no material concentration of credit risk.

Manufacturing

Raw material costs constitute a substantial portion of our cost of production. A substantial portion of our raw materials and select components used in the manufacturing process are procured from external suppliers. We use a risk based approach when assessing sourcing strategies that include multisource, inventory redundancy and other strategies in accordance with our quality standards to manage continuity of supply. As a result of supply chain best practices, new product development, intellectual property and acquisitions, we often form strategic partnerships with key suppliers. This may result in components and raw materials being sole sourced. We continuously seek to manage our supply chain to mitigate supply disruptions that may pose an overall material adverse effect on our financial and operational performance. We seek to schedule production and maintain adequate levels of safety stock based on a number of factors, including experience, knowledge of customer ordering patterns, demand, manufacturing lead times and optimal quantities required to maintain the highest possible service levels. Customer orders are generally processed for immediate shipment and backlog of firm orders is therefore not generally material to an understanding of our business.

Research and Development

New and improved products play a critical role in our continued sales growth. Internal research and development efforts focus on the development of new products and technological and design improvements. We maintain close working relationships with surgeons, inventors and other healthcare professionals who often suggest to us new product and technology ideas, principally in procedure-specific areas. In certain cases, we seek to obtain rights to these ideas through negotiated agreements. Such agreements typically compensate the originator through payments based upon a percentage of licensed product net sales. Annual royalty expense approximated \$5.3 million, \$3.2 million and \$2.0 million in 2023, 2022 and 2021, respectively.

Amounts expended for Company research and development were approximately \$52.6 million, \$47.2 million and \$43.6 million during 2023, 2022 and 2021, respectively.

Intellectual Property

Patents and other proprietary rights, in general, are important to our business. We have rights to intellectual property, including United States patents and foreign equivalent patents which cover a wide range of our products with expiration dates from 2024 to 2043. We own a majority of these patents and have exclusive and non-exclusive licensing rights to the remainder. We believe that the development of new products and technological and design improvements to existing products will continue to be important to our competitive position.

Government Regulation and Quality Systems

The development, manufacture, sale and distribution of our products are subject to regulation by numerous agencies and legislative bodies, including the U.S. Food and Drug Administration ("FDA") and comparable foreign counterparts. In the United States, these regulations were enacted under the Medical Device Amendments of 1976 to the Federal Food, Drug and Cosmetic Act and its subsequent amendments, and the regulations issued or proposed thereunder.

The FDA's Quality System Regulations set forth requirements for our product design and manufacturing processes, require the maintenance of certain records, provide for on-site inspection of our facilities and continuing review by the FDA. Many of our products are also subject to industry-defined standards. Authorization to commercially market our products in the U.S. is granted by the FDA under a procedure referred to as a 510(k) pre-market notification and clearance or Premarket Approval ("PMA"). We believe that our products and processes presently meet applicable standards in all material respects.

Medical device regulations continue to evolve world-wide. Products marketed in the member countries of the European Union ("EU") and other countries require preparation of technical files and design dossiers which demonstrate compliance with applicable international regulations. As government regulations continue to change, there is a risk that the distribution of some of our products may be interrupted or discontinued if they do not meet the country specific requirements.

We market our products in numerous countries outside the United States and therefore are subject to regulations affecting, among other things, product standards, sterilization, packaging requirements, labeling requirements, import laws and on-site inspection by independent bodies with the authority to issue or not issue certifications we may require to be able to sell products in certain countries. Many of the regulations applicable to our devices and products in these countries are similar to those of the FDA. The member countries of the EU follow the requirements under the EU Medical Device Regulation ("EU MDR") which replaced prior regulations with a single set of regulations in May 2017 for all member countries. EU MDR

imposes stricter requirements for the marketing and sale of medical devices, including in the areas of clinical evaluation requirements, quality systems, labeling and post-market surveillance with an effective date of May 2021. During the transition period, medical devices with notified body certificates issued under the EU Medical Device Directive prior to May 2021 may continue to be placed on the market for the earlier of the remaining validity of the certificate or December 2028. These regulations require companies that wish to manufacture and distribute medical devices in the European Union to maintain quality system certifications through European Union recognized Notified Bodies. These Notified Bodies authorize the use of the CE Mark allowing free movement of our products throughout the member countries. Requirements pertaining to our products vary widely from country to country, ranging from simple product registrations to detailed submissions such as those required by the FDA. We believe that our products and quality procedures currently meet applicable standards for the countries in which they are marketed.

As noted above, our facilities are subject to periodic inspection by the United States Food and Drug Administration (“FDA”) and foreign regulatory agencies or notified bodies for, among other things, conformance to Quality System Regulation and Current Good Manufacturing Practice (“CGMP”) requirements and foreign or international standards. Refer to Note 14 for further discussion.

We are also subject to various environmental health and safety laws and regulations both in the United States and internationally, as are our suppliers and sterilization service providers. Our operations involve the use of substances regulated under environmental laws, primarily in manufacturing and sterilization processes. We believe our policies, practices and procedures are properly designed to comply, in all material respects, with applicable environmental laws and regulations. We do not expect internal compliance with these requirements to have a material effect on purchases of property, plant and equipment, cash flows, net income (loss) or our competitive position. Refer to Item 1A, Risk Factors, for further discussion of the use of outside EtO sterilization service providers.

CONMED Workforce Overview

One of CONMED's core values is our belief in the power of engaged talent. As of December 31, 2023, we had approximately 4,000 full-time employees, including approximately 2,500 in operations and the remaining in sales, marketing, research and development and administration.

We know that our people are our most important assets and crucial to our ability to deliver on our mission. Accordingly, the success and growth of our business depends in large part on our ability to attract, engage and develop a diverse population of talented employees at all levels of our organization.

Talent Management and Succession Planning

All levels of Company management are engaged in talent management practices. The Board of Directors ("Board") reviews the Company's people strategy in support of its business strategy at least annually and frequently discusses talent opportunities, including a detailed discussion of the Company's global leadership talent and succession plans with a focus on key positions at the senior executive level. High-potential leaders are given exposure and visibility to Board members through formal presentations and informal events. More broadly, the Board is regularly updated on key talent indicators for the overall workforce, including diversity, recruitment and development programs.

Competitive Pay and Benefits

Our compensation programs are designed to align the compensation of our employees with CONMED's performance and to provide the proper incentives to attract, retain and motivate employees to achieve positive results. For those employees eligible for incentive earnings, our compensation programs are balanced to ensure earnings are tied to short-term and long-term performance. Our benefits offerings vary from country to country, dependent on local market practices. We regularly evaluate our benefits offerings to ensure their competitiveness as well as equity and fairness.

CONMED is committed to pay equity for all employees. We conduct an annual review of our pay equity globally by role, location, and gender, and also by ethnic diversity in the U.S. If pay equity issues are identified that cannot be explained by historical performance, time in role, tenure, or other job-related factors, we address the inequity in a timely fashion.

Diversity and Inclusion

A demonstrated commitment to diversity and inclusion is vital to CONMED's success as we seek out individuals who bring their unique capabilities to our Company. We believe that diverse teams stimulate innovation, enhance our understanding

of the needs of our global customer base and ultimately deliver better results for our stakeholders. We value individual strengths and are committed to hiring and retaining employees of all different backgrounds and experiences. Tracking representation of diversity in our workforce helps us to understand where our opportunities exist. These metrics are reviewed on a regular basis at the senior executive level and annually with the Board. We also recognize that representation of diversity in the workforce is not enough to have the impact desired, so we encourage inclusion and belonging in addition to representation.

Development

CONMED recognizes that development is most effective when customized to an employee's unique experiences and interests. In this spirit, CONMED employees and managers utilize various tools such as the annual performance review process and individual development plans to facilitate a specific individual's career growth.

On an annual basis, we offer a performance review workshop for employees. This workshop was developed to encourage employees to adopt a growth mindset while reflecting on their accomplishments and setting goals for the upcoming year.

Because our managers are the crucial link in our employee's growth and development, CONMED leaders complete a global interactive on-line training program, which includes topics such as diversity of thought, developing employees' strengths, and employee relations.

Employee Engagement

Measuring our team members' engagement helps us understand what is working well and where we have opportunities to improve. CONMED utilizes the Gallup Q12 Employee Engagement Survey both to measure engagement across the organization, and to provide a basis for individual team action planning sessions.

In May 2023, 98% of our global workforce participated in the survey, and all team members were invited to participate in subsequent team action planning sessions. During these sessions, survey results are reviewed and discussed. Additionally, the team agrees upon action items they can take to improve their engagement and make CONMED an even better place to work. Following these sessions, managers meet with their teams periodically to discuss progress on agreed upon action items. Due to the commitment of our global team members, in 2023, CONMED's global engagement average overall score increased year-over-year.

Item 1A. Risk Factors

An investment in our securities, including our common stock, involves a high degree of risk. Investors should carefully consider the specific factors set forth below as well as the other information included or incorporated by reference in this Form 10-K. See "Forward Looking Statements".

(i) Risks Related to Our Business and the Medical Device Industry

Our financial performance is dependent on conditions in the healthcare industry and the broader economy. Our business and financial performance could be adversely affected, directly or indirectly, by a potential economic downturn.

The results of our business are directly tied to the economic conditions in the healthcare industry and the broader economy as a whole. We will continue to monitor and manage the impact of the overall economic environment on the Company.

Market volatility and uncertainty related to inflation and its effects, which could potentially contribute to poor economic conditions, may contribute to or enhance some of the risks described herein. Any of these effects, or others that the Company is not able to predict, could adversely affect its financial condition or results of operations. Any deterioration in global economic conditions could also have material adverse effects on the Company's businesses or financial condition, even if the Company's direct exposure to the affected region is limited. Global political trends could increase the probability of a deterioration in global economic conditions.

In this regard, approximately 17% of our 2023 revenues are derived from the sale of capital products. The sales of such products may be negatively impacted if hospitals and other healthcare providers are unable to secure the financing necessary to purchase these products or otherwise defer purchases.

Public health crises have had, and may continue to have, an adverse effect on certain aspects of our business, results of operations, financial condition, and cash flows. The nature and extent of future impacts are highly uncertain and unpredictable.

We face a wide variety of risks related to public health crises, epidemics, pandemics or similar events, which could have an adverse effect on certain aspects of our business, results of operations, financial condition, and cash flows. For example, during the COVID-19 pandemic, in some geographies or territories, our field-based sales representatives were limited in their ability to travel to service or call on customers. Further, some hospitals delayed certain procedures to reserve space for COVID-19 patients or experienced slowdowns due to staffing shortages. If a new health epidemic or outbreak were to occur, we could experience broad and varied impacts similar to the impact of COVID-19, including adverse impacts to our workforce and supply chain, inflationary pressures and increased costs, schedule or production delays, market volatility and other financial impacts. If any of these were to occur, our future results and performance could be adversely impacted.

Limitations on the availability of Ethylene Oxide (“EtO”) sterilization services may limit our ability to sell certain sterile products.

Approximately 29% of our products when measured in terms of revenues, are sterilized by third-party sterilizers using ethylene oxide, a chemical which, when present or used in high levels or concentrations, has raised some environmental concerns in some areas within the United States, with the result that some EtO sterilization facilities have closed, or are threatened with closure, either temporarily or permanently, in connection with government enforcement actions or enhanced regulations prompted by environmental concerns. In 2022, the U.S. Environmental Protection Agency (the “EPA”) announced its plans to engage and share up-to-date information on the risks posed by EtO from commercial sterilizers, as well as its efforts to address the risks. In April 2023, the EPA also announced proposals to reduce risks in communities and for workers by reducing EtO emissions from chemical plants, commercial sterilizers and reducing risk to workers in the sterilization industry. We have been able to secure EtO sterilization services to date, and do not currently expect sterilization availability to have a material impact on our business. If, however, there are further restrictions on capacity or further government actions adverse to EtO sterilization, it is possible that we could be impacted materially in the future.

As a medical device manufacturer that interacts with physicians and health care providers domestically and internationally, we face risks under domestic and foreign laws and regulations, including the Foreign Corrupt Practices Act and similar statutes in other countries, and government enforcement actions more generally.

Manufacturers of medical devices have been the subject of various investigations and enforcement actions relating to interactions with health care providers, both domestically and internationally. The interactions with domestic health care providers are subject to various federal and state laws and regulations, including the federal Anti-Kickback Statute, which prohibits entities from knowingly and willfully soliciting, offering, receiving or paying remuneration (including kickbacks, bribes or rebates) in exchange for or to induce the referral of an individual for the purchase, order, lease or recommendation of any good, item or service for which payment may be made under federal healthcare programs; and the federal civil False Claims Act, which prohibits individuals or entities from knowingly presenting or causing to be presented false or fraudulent claims for payment or knowingly using false statements to obtain payment from the federal government. Suits filed under the False Claims Act may be brought by “relators” or “whistleblowers” on behalf of the government, who may share in amounts paid by the entity to the government in fines or settlement. A violation of the False Claims Act may result in fines up to \$11,000 for each false claim, plus up to three times the amount of damages sustained by the government, and may also provide the basis for the imposition of administrative penalties and exclusion from participation in federal healthcare programs. Similarly, under the federal Civil Monetary Penalties Statute, the government may seek civil monetary penalties or exclusion for a wide variety of conduct, including presenting, or causing to be presented, claims to a federal healthcare program for an item or service that was not provided as claimed or is false or fraudulent. Penalties range from \$10,000 to \$50,000 per violation. Also, many states have enacted laws similar to the federal Anti-Kickback Statute and the False Claims Act, and some of these may be broader in scope in that some extend to all payors.

The Foreign Corrupt Practices Act (“FCPA”) prohibits U.S. companies and their representatives from offering or making payments to foreign officials for the purpose of securing a business advantage; and in many countries, the healthcare professionals with whom we regularly interact may meet the definition of a foreign government official for purposes of this law. Similar anti-bribery laws are in effect in many of the countries in which we operate. The FCPA also imposes obligations on manufacturers listed on U.S. stock exchanges to maintain accurate books and records, and maintain internal accounting controls sufficient to provide assurance that transactions are accurately recorded, lawful and in accordance with management’s authorization. The FCPA can pose unique challenges for manufacturers that operate in foreign cultures where conduct prohibited by the FCPA may not be viewed as illegal in local jurisdictions and because, in some cases, a United States

manufacturer may face risks under the FCPA based on the conduct of third parties (i.e., distributors) over whom the manufacturer may not have complete control.

In addition, as a manufacturer of U.S. FDA-approved devices reimbursable by federal healthcare programs, we are subject to the Physician Payments Sunshine Act, which requires us to annually report certain payments and other transfers of value we make to U.S.-licensed physicians, U.S. teaching hospitals or other U.S. covered recipients. Any failure to comply with these laws and regulations could subject us or our officers and employees to criminal and civil financial penalties.

Furthermore, we occasionally receive subpoenas or other requests for information from various governmental agencies around the world, and while these investigations typically relate primarily to financial arrangements with healthcare providers, regulatory compliance and product promotional practices, we cannot predict the timing, outcome or impact of any such investigations. Any adverse outcome in one or more of these investigations could include the commencement of civil and/or criminal proceedings, substantial fines, penalties, and/or administrative remedies, including exclusion from government reimbursement programs and/or entry into Corporate Integrity Agreements (CIAs) with governmental agencies. In addition, resolution of any of these matters could involve the imposition of additional, costly compliance obligations.

No inquiry or claim that the Company currently faces or has faced to date, and no report of misconduct that the Company has received to date, has had a material adverse effect on our financial condition, results of operations or cash flows. There can be no assurance, however, that any pending inquiries will not become investigations or enforcement actions, or the costs associated with responding to such inquiries, investigations, enforcement actions or investigations relating to reports of misconduct will not have a material adverse effect on our financial condition, results of operations or cash flows.

Failure to comply with regulatory requirements may result in recalls, loss of revenues, fines or other materially adverse implications.

Substantially all of our products are classified as class II medical devices subject to regulation by numerous agencies, including the U.S. Food and Drug Administration ("FDA") and comparable international counterparts. As a manufacturer of medical devices, our manufacturing processes and facilities are subject to on-site inspection and continuing review by the FDA for compliance with the Quality System Regulation ("QSR"). There can be no assurance that the costs of responding to such inspections will not be material.

Manufacturing and sales of our products outside the United States are also subject to international regulatory requirements which vary from country to country. Moreover, we are generally required to obtain regulatory clearance or approval prior to marketing a new product. The time required to obtain approvals from foreign countries may be longer or shorter than that required for FDA clearance, and requirements for such approvals may differ from FDA requirements. Failure to comply with applicable domestic and/or foreign regulatory requirements may result in:

- fines, seizure or recall of products, or other enforcement actions;
- total or partial suspension of production;
- loss of certifications, withdrawal of existing product approvals or clearances;
- refusal to approve or clear new applications or notices;
- increased quality control costs; or
- criminal prosecution.

In addition to the QSR, many of our products are also subject to industry-defined standards. We may not be able to comply with these regulations and standards due to deficiencies in component parts or our manufacturing processes. If we are not able to comply with the QSR or industry-defined standards, we may not be able to fill customer orders and we may decide to cease production or sale of non-compliant products. Failure to produce products could affect our revenues, profit margins and could lead to loss of customers.

Our products are subject to product recall and we have conducted product recalls in the past. Although no recall has had a material adverse effect on our business or financial condition, we cannot be certain that regulatory issues will not have a material adverse effect on our business, financial condition or results of operations in the future or that product recalls will not harm our reputation and our customer relationships.

The highly competitive market for our products may create adverse pricing pressures.

The market for our products is highly competitive and our customers have alternative suppliers. Many of our competitors offer a range of products in areas other than those in which we compete, which may make such competitors more attractive to

surgeons, hospitals, group purchasing organizations and others. In addition, many of our competitors are large, technically competent firms with substantial assets. Competitive pricing pressures or the introduction of new products by our competitors could have an adverse effect on our revenues. See “Products” in Item 1 - Business for a further discussion of these competitive forces.

Factors which may influence our customers’ choice of competitor products include:

- changes in surgeon preferences;
- increases or decreases in healthcare spending related to medical devices;
- our inability to supply products as a result of product recall, market withdrawal or back-order;
- the introduction by competitors of new products or new features to existing products such as a replacement for AirSeal®;
- the introduction by competitors of alternative surgical technology; and
- advances in surgical procedures, discoveries or developments in the healthcare industry.

Cost reduction efforts in the healthcare industry could put pressures on our prices and margins.

In recent years, the healthcare industry has undergone significant change driven by various efforts to reduce costs. Such efforts include national healthcare reform, trends towards managed care, cuts in Medicare reimbursement for procedures, consolidation of healthcare distribution companies and collective purchasing arrangements by GPOs and IDNs. Demand and prices for our products may be adversely affected by such trends.

We use a variety of raw materials in our businesses, and significant shortages, inflation or price increases could increase our operating costs and adversely impact the competitive positions of our products.

Our reliance on certain suppliers and commodity markets to secure raw materials used in our products exposes us to volatility in the prices and availability of raw materials. In some instances, we participate in commodity markets that may be subject to allocations by suppliers. A disruption in deliveries from our suppliers, price increases or decreased availability of raw materials or commodities could have an adverse effect on our ability to meet our commitments to customers or increase our operating efficiencies and/or costs. The increases in costs or availability of raw materials may be exacerbated as a result of the conflicts in Ukraine and the Middle East and ongoing global supply chain challenges. In addition, increased inflation in wages and materials may also increase our costs. We believe that our supply management practices are based on an appropriate balancing of the foreseeable risks and the costs of alternative practices. Where possible we have addressed increasing supply chain costs in pricing, yet continued cost pressures and raw material availability have had and may continue to have an adverse effect on our results of operations.

We may not be able to keep pace with technological change or to successfully develop new products with wide market acceptance, which could cause us to lose business to competitors.

The market for our products is characterized by rapidly changing technology. Our future financial performance will depend in part on our ability to develop and manufacture new products on a cost-effective basis, to introduce them to the market on a timely basis, to fund studies and otherwise develop clinical data to support the efficacy of our products, and to have them accepted by surgeons and other healthcare professionals.

We may not be able to keep pace with technology or to develop viable new products, including our ability to advance the Biorez and In2Bones product lines we acquired during 2022. In addition, many of our competitors are substantially larger with greater financial resources which may allow them to more rapidly develop or acquire new products. Factors which may result in delays of new product introductions or cancellation of our plans to manufacture and market new products include:

- research and development delays;
- capital and other financial constraints;
- delays or failures in securing regulatory approvals;
- the potential inability to secure clinical data demonstrating the efficacy of our products, or the inability to develop such clinical data on a timely basis, may delay, limit or preclude the adoption and market acceptance of new products we may develop; and
- changes in the competitive landscape, including the emergence of alternative products or solutions which reduce or eliminate the markets for pending products.

Ordering patterns of our customers may change resulting in reductions in sales.

Our hospital and surgery center customers purchase our products in quantities sufficient to meet their anticipated demand. Likewise, our healthcare distributor customers purchase our products for ultimate resale to healthcare providers in quantities sufficient to meet the anticipated requirements of the distributors' customers. Hospitals and customers may reduce demand for surgical products if they reserve space for patients or experience staff shortages or disputes due to public health crises, pandemics, epidemics or similar events. Should inventories of our products owned by our hospital, surgery center and distributor customers grow to levels higher than their requirements, our customers may reduce the ordering of products from us. This could result in reduced sales.

(ii) Risks Related to Our Indebtedness

The terms of our indebtedness outstanding from time to time, including our senior credit agreement, may restrict our current and future operations, particularly our ability to respond to changes or to take certain actions.

The senior credit agreement contains, and future credit facilities are expected to contain, a number of restrictive covenants that impose significant operating and financial restrictions on us and may limit our ability to respond to changes in our business or competitive activities, or to otherwise engage in acts that may be in our long-term best interest, including restrictions on our ability to:

- incur indebtedness;
- allow for liens to be placed on our assets;
- make investments;
- engage in transactions with affiliates;
- make certain restricted payments or enter into certain restrictive agreements;
- enter into certain swap agreements;
- change our line of business;
- pay dividends or make other distributions on, or redeem or repurchase, capital stock;
- consolidate, merge or sell all or substantially all of our assets;
- prepay and/or modify the terms of certain indebtedness; and
- pursue acquisitions.

These covenants, unless waived, may prevent us from pursuing and/or securing acquisitions, significantly limit our operating and financial flexibility and limit our ability to respond to changes in our business or competitive activities. Our ability to comply with such provisions may be affected by events beyond our control. In the event of any default under our credit agreement, the credit agreement lenders may elect to declare all amounts borrowed under our credit agreement, together with accrued interest, to be due and payable. If we were unable to repay such borrowings, the credit agreement lenders could proceed against collateral securing the credit agreement which consists of substantially all of our property and assets. Our credit agreement also contains a material adverse effect clause which may limit our ability to access additional funding under our credit agreement should a material adverse change in our business occur.

We may not be able to generate sufficient cash to service our indebtedness and other obligations, and, our leverage and debt service requirements may require us to adopt alternative business strategies.

As of December 31, 2023, we had \$986.6 million of debt outstanding, representing 54% of total capitalization. In particular, on June 6, 2022, we completed an \$800 million offering of the 2.250% Notes (as defined below) (including the full exercise by the initial purchasers of their \$100 million option to purchase additional 2.250% Notes) through a private offering pursuant to Rule 144A (the "2.250% Notes Offering"). We may not have sufficient cash flow available to enable us to meet our obligations. If we are unable to service our indebtedness, we will be forced to adopt an alternative strategy that may include actions such as foregoing acquisitions, reducing or delaying capital expenditures, selling assets, restructuring or refinancing our indebtedness or seeking additional equity capital. We cannot be certain that any of these strategies could be implemented on terms acceptable to us, if at all. See "Management's Discussion and Analysis of Financial Condition and Results of Operations—Liquidity and Capital Resources" and Note 8.

The degree to which we are leveraged could have important consequences to investors, including but not limited to the following:

- a portion of our cash flow from operations must be dedicated to debt service and will not be available for operations, capital expenditures, acquisitions, dividends and other purposes;
- our ability to obtain additional financing in the future for working capital, capital expenditures, acquisitions or general corporate purposes may be limited or impaired or may be at higher interest rates;
- we may be at a competitive disadvantage when compared to competitors that are less leveraged;
- we may be hindered in our ability to adjust rapidly to market conditions;
- our degree of leverage could make us more vulnerable in the event of a downturn in general economic conditions or other adverse circumstances applicable to us; and
- our interest expense could increase if interest rates in general increase because a portion of our borrowings, including our borrowings under our credit agreement, are and will continue to be at variable rates of interest.

Our variable rate indebtedness subjects us to interest rate risk, which could cause our debt service obligations to increase significantly.

Borrowings under our senior credit agreement are at variable rates of interest and expose us to interest rate risk. If interest rates were to increase, our debt service obligations on the variable rate indebtedness would increase even though the amount borrowed remained the same, and our net income (loss) and cash flows, including cash available for servicing our indebtedness, will correspondingly decrease. The interest rates rose in fiscal year 2023 and may rise further going forward. In the future, we may enter into interest rate swaps that involve the exchange of floating for fixed rate interest payments in order to reduce interest rate volatility. However, we may not maintain interest rate swaps with respect to all of our variable rate indebtedness, and any swaps we enter into may not fully mitigate our interest rate risk.

Loans under our senior credit agreement bear interest based on SOFR, a benchmark interest rate that has replaced LIBOR, but experience with this replacement benchmark interest rate is limited.

As a result of the phase out of LIBOR, the London Interbank Offered Rate, which was historically the basic rate of interest used as a reference for setting the interest rate on loans globally, we have progressively amended our senior credit agreement to adopt alternatives to LIBOR for calculating the interest rates applicable. Most recently, in December 2022, we amended the agreement to adopt a term rate based on the Secured Overnight Financing Rate ("SOFR") as the benchmark rate for U.S. dollar borrowings. SOFR and similar alternatives to LIBOR for other currencies, such as the Sterling Overnight Index Average ("SONIA"), which is used for pound sterling loans under our senior credit agreement, are calculated and administered differently from LIBOR, which could result in interest rates and/or payments that are higher or lower than the rates and payments that we experienced when interest rates were based on LIBOR. Given the limited historical data available for such alternative benchmark rates, the full consequences of their adoption cannot be predicted at this time. In addition, because the use of rates based on SOFR, SONIA and other alternatives to LIBOR is relatively new, there could be unanticipated difficulties or disruptions with the calculation and publication of such rates, which could pose operational challenges to the administration of our senior credit agreement.

Despite our current level of indebtedness, we and our subsidiaries may still be able to incur substantially more debt. This could further exacerbate the risks to our financial condition described above.

We may incur substantial additional indebtedness, including secured indebtedness. As of December 31, 2023, we have \$581.4 million of availability under the senior credit agreement. If we incur secured indebtedness and such secured indebtedness is either accelerated or becomes subject to a bankruptcy, liquidation or reorganization, our assets would be used to satisfy obligations with respect to the indebtedness secured thereby before any payment could be made on the debt that is not similarly secured. If new debt or other liabilities are added to our current debt levels, the related risks that we now face could intensify. Our senior credit agreement restricts our ability to incur additional indebtedness, including secured indebtedness, but if the facilities mature or are repaid, we may not be subject to such restrictions under the terms of any subsequent indebtedness.

The conditional conversion features of our 2.250% Convertible Notes due 2027 (the "2.250% Notes" or the "Convertible Notes"), if triggered, may adversely affect our financial condition.

In the event the conditional conversion features of the 2.250% Notes issued on June 6, 2022 are triggered, holders of the Convertible Notes will be entitled to convert the Convertible Notes at any time during specified periods at their option. If one or more holders elect to convert their Convertible Notes, we would be required to make cash payments to satisfy all or a portion

of our conversion obligation based on the conversion rate, which could adversely affect our liquidity. In addition, even if holders do not elect to convert their Convertible Notes, we could be required under applicable accounting rules to reclassify all or a portion of the outstanding principal of the Convertible Notes as a current rather than long-term liability, which could result in a material reduction of our net working capital. Refer to Note 8 for further details on the Convertible Notes.

The convertible notes hedge and warrant transactions that we entered into in connection with the offering of the Convertible Notes may affect the value of the Convertible Notes and our common stock.

In connection with the offering of the Convertible Notes, we entered into convertible notes hedge transactions with certain option counterparties (each an “Option Counterparty”). The convertible notes hedge transactions are expected generally to reduce the potential dilution upon conversion of the Convertible Notes and/or offset any cash payments we are required to make in excess of the principal amount of converted Convertible Notes, as the case may be. We also entered into warrant transactions with each Option Counterparty. The warrant transactions could separately have a dilutive effect on our common stock to the extent that the market price per share of our common stock exceeds the strike price of the warrants, unless we elect to settle the warrants in cash. In connection with establishing its initial hedge of the convertible notes hedge and warrant transactions, each Option Counterparty or an affiliate thereof may have entered into various derivative transactions with respect to our common stock concurrently with or shortly after the pricing of the Convertible Notes. This activity could increase (or reduce the size of any decrease in) the market price of our common stock or the Convertible Notes at that time. In addition, each Option Counterparty or an affiliate thereof may modify its hedge position by entering into or unwinding various derivatives with respect to our common stock and/or purchasing or selling our common stock or other securities of ours in secondary market transactions prior to the maturity of the Convertible Notes (and is likely to do so during any observation period related to a conversion of the Convertible Notes). This activity could also cause or avoid an increase or a decrease in the market price of our common stock or the Convertible Notes. In addition, if any such convertible notes hedge and warrant transactions fail to become effective, each Option Counterparty may unwind its hedge position with respect to our common stock, which could adversely affect the value of our common stock and the value of the Convertible Notes.

We are subject to counterparty risk with respect to the convertible notes hedge transactions.

Each Option Counterparty to the convertible notes hedge transactions is a financial institution whose obligation to perform under the convertible notes hedge transaction will not be secured by any collateral. If an Option Counterparty becomes subject to insolvency proceedings, we will become an unsecured creditor in those proceedings with a claim equal to our exposure at that time under our transactions with the Option Counterparty. Our exposure will generally correlate to the increase in the market price and in the volatility of our common stock. In addition, upon a default by an Option Counterparty, we may suffer adverse tax consequences and more dilution than we currently anticipate with respect to our common stock. Although these counterparties are large, reputable U.S. financial institutions, we can provide no assurances as to the financial stability or viability of any Option Counterparty.

(iii) Risks Related to Our Acquisition Strategy

Our financial performance is subject to the risks inherent in any acquisition, including the effects of increased borrowing and integration of newly acquired businesses or product lines.

A key element of our business strategy has been to expand through acquisitions and we may seek to pursue additional acquisitions in the future. Our success in pursuing acquisitions depends on our ability to identify target companies or product lines that are available for sale, to identify risks in the diligence process and, to negotiate successful terms with the sellers, as the sellers may also be negotiating with other bidders with greater financial resources. Even when we win a bid, our success is also dependent in part upon our ability to integrate acquired companies or product lines into our existing operations. We may not have sufficient management and other resources to accomplish the integration of our past and future acquisitions, which may strain our relationship with customers, suppliers, distributors, personnel or others. There can be no assurance that we will be able to identify and make acquisitions, or that we will be able to obtain financing for such acquisitions, on acceptable terms. In addition, while we are generally entitled to customary indemnification from sellers of businesses or coverage from representation and warranty insurance for any difficulties that may have arisen prior to our acquisition of each business, acquisitions may involve exposure to unknown liabilities and the amount and time for claiming under these indemnification provisions is often limited. As a result, our financial performance is now, and will continue to be, subject to various risks associated with the acquisition of businesses, including the financial effects associated with any increased borrowing required to fund such acquisitions or with the integration of such businesses.

The terms of any future preferred equity or debt financing may give holders of any preferred securities or debt securities rights that are senior to rights of our common shareholders or impose more stringent operating restrictions on our company.

Debt or equity financing may not be available to us on acceptable terms. If we incur additional debt or raise equity through the issuance of preferred stock or convertible securities, the terms of the debt or the preferred stock issued may give the holders rights, preferences and privileges senior to those of holders of our common stock, particularly in the event of liquidation. The terms of the debt may also impose additional and more stringent restrictions on our operations. If we raise funds through the issuance of additional equity, the ownership percentage of our existing shareholders would be diluted.

(iv) Other Risks Related to Our Business

We could experience a failure of a key information technology system, process or site or a breach of information security, including a cybersecurity breach or failure of one or more key information technology systems, networks, processes, associated sites or service providers, and could potentially become liable for a breach of various data privacy regulations.

We rely extensively on information technology (“IT”) systems for the storage, processing, and transmission of our electronic, business-related, information assets used in or necessary to conduct business. We leverage our internal IT infrastructures, and those of our business partners or other third parties, to enable, sustain, and support our global business activities. In addition, we rely on networks and services, including internet sites, data hosting and processing facilities and tools and other hardware, software and technical applications and platforms, some of which are managed, hosted, provided and/or used by third-parties or their vendors, to assist in conducting our business. The data we store and process may include customer payment information, personal information concerning our employees, confidential financial information, and other types of sensitive business-related information. In limited instances, we may also come into possession of information related to patients of our physician customers. Numerous and evolving cybersecurity threats pose potential risks to the security of our IT systems, networks and services, as well as the confidentiality, availability and integrity of our data. In addition, the laws and regulations governing security of data on IT systems and otherwise collected, processed, stored, transmitted, disclosed and disposed of by companies are evolving, adding another layer of complexity in the form of new requirements. We have made, and continue to make investments, seeking to address these threats, including monitoring of networks and systems, hiring of third party service providers with expertise in cybersecurity, employee training and security policies for employees and third-party providers. The techniques used in these attacks change frequently and may be difficult to detect for periods of time and difficult to anticipate by implementing adequate preventative measures.

Our worldwide operations mean that we are subject to laws and regulations, including data protection and cybersecurity laws and regulations, in many jurisdictions. For example, the European Union (“EU”) General Data Protection Regulation (“GDPR”) requires us to manage personal data in the EU and may impose fines of up to four percent of our global revenue in the event of certain violations. In addition, legal requirements standards for cross-border personal data transfers from outside the United States are constantly changing, including the revisions made by the European Economic Area (“EEA”) that require the use of revised Standard Contractual Clauses (“SCCs”) for international data transfers from the EEA. The SCCs are required to be used for new agreements involving the cross-border transfer of personal data from the EEA and must be supplemented by an assessment and due diligence of the legal and regulatory landscape of the jurisdiction of the data importer, the channels used to transmit personal data and any sub-processors that may receive personal data. The UK has developed its own set of SCCs that must be used for transfers of personal data from the UK to the U.S. In July 2023, the European Commission determined that the Data Privacy Framework (“DPF”), a replacement for the invalidated EU-US Privacy Shield, ensures an adequate level of protection for EU personal data transferred to the United States. Compliance with these changes and any future changes to data transfer or privacy requirements could potentially require us to make significant technological and operational changes, any of which could result in substantial costs, and failure to comply with applicable data protection and transfer or privacy laws requirements could subject us to fines or regulatory oversight.

Likewise, the California Consumer Privacy Act (“CCPA”) imposes obligations on companies that conduct business in California, and meet other requirements, with respect to the collection or sale of specified personal information. In November 2020, voters in the State of California approved the California Privacy Rights Act (“CPRA”), a ballot measure that amends and supplements the CCPA by, among other things, expanding certain rights relating to personal information and its use, collection, deletion, and disclosure by covered businesses. Compliance with the CCPA, the CPRA, and other state statutes, common law, or regulations designed to protect consumer, employee, or job applicant personal information could potentially require substantive technology infrastructure and process changes across many of the Company’s businesses. Other jurisdictions are also implementing or proposing a variety of data privacy laws and regulations. Further, there has been a developing trend of civil lawsuits and class actions relating to breaches of consumer data held by large companies or incidents arising from other cyber-attacks. Any data security breaches, cyber-attacks, malicious intrusions or significant disruptions could result in actions by regulatory bodies and/or civil litigation, any of which could materially and adversely affect our business, results of operations, financial condition, cash flows, reputation or competitive position.

The costs of protecting IT systems and data may increase, and there can be no assurance that these added security efforts will prevent all breaches of our IT systems or thefts of our data. We may also be exposed to potential disruption in operations, loss of customers, reputational, competitive and business harm, and significant costs from remediation, litigation and regulatory actions if our business continuity plans do not effectively address the following failures on a timely basis:

- our IT systems are damaged or cease to function properly;
- the networks or service providers we rely upon fail to function properly;
- we fail to comply with an applicable law or regulation, such as the GDPR; or
- we or one of our third-party providers suffer a loss or disclosure of our business or stakeholder information due to any number of causes ranging from catastrophic events or power outages to improper data handling or security breaches.

We rely on various software programs and information technology systems to run our business, some of which may be old or no longer supported and requiring replacements or updates. The failure of any of these software systems or information technology systems to operate properly, or disruptions associated with updating or implementing new software or information technology systems, may have a material adverse effect on our business, prospects, results of operations, financial condition and/or cash flows.

We rely on various software programs and information technology systems to run our business, some of which may be old, have suffered outages, or may no longer be supported. System disruptions could cause the Company to incur incremental costs and expenses in connection with resolving ongoing or implementation issues. To the extent that these disruptions recur and/or persist over time, this could negatively impact our competitive position and our relationships with our customers and thus could have a material adverse effect on our business, prospects, results of operations, financial condition and/or cash flows. For example, in the fourth quarter of 2022, we launched a new warehouse management system (“WMS”), which caused service level disruptions that impacted our ability to ship certain quantities of finished goods to customers. Although we believe sales are no longer being delayed or lost as a result of WMS issues, there can be no assurances that such issues will not re-occur.

We rely on a third party to obtain, process and distribute sports medicine allograft tissue. If such tissue cannot be obtained, is not accepted by the market or is not accepted under numerous government regulations, our results of operations could be negatively impacted.

A portion of our orthopedic revenues relate to our share of the service fees from the Musculoskeletal Transplant Foundation (“MTF”) allograft tissues for which we have exclusive worldwide sales representation, marketing and promotion rights, as further described in our revenue recognition policy in Note 1. Our primary costs related to these revenues come from our commission expense and certain marketing costs. Our ability to increase the service fees may be constrained by certain factors which are outside of our control, such as the limited supply of donors and donated tissue that meets the quality standards of MTF. Similarly, under the terms of the agreement, MTF remains responsible for tissue procurement and processing, shipment of tissues and invoicing of service fees to customers. To the extent MTF’s performance does not meet customer expectations or otherwise fails, we may be unable to increase the allograft service fees or to find a suitable replacement for MTF on terms that are acceptable.

The FDA and several states have statutory authority to regulate allograft processing and allograft-based materials. The FDA could identify deficiencies in future inspections of MTF or MTF's suppliers or promulgate future regulatory rulings that could disrupt our business, reducing profitability.

We distribute some products for third-party companies, and cannot ensure that our rights to distribute such third-party products will continue indefinitely.

While we generally own the products' designs and rights to the products we sell, in some cases we distribute products for third-parties. While these third-parties may have business reasons for contracting with us to distribute their products, we may face the risk that the third-parties may seek alternate distribution partners when their distribution contracts with us expire or are scheduled for renewal. If we lose the distribution rights to such products, we may not be able to find replacement products that are acceptable to our customers, or to us.

If we lose our patents or they are held to be invalid, or if our products or services infringe on third party patents, we could become subject to liability and our competitive position could be harmed.

Much of the technology used in the markets in which we compete is covered by patents. We have numerous U.S. patents and corresponding international patents on products expiring at various dates from 2024 through 2043 and have additional patent applications pending. See Item 1 Business “Research and Development” and “Intellectual Property” for a further description of

our patents. The loss of our patents could reduce the value of the related products and any related competitive advantage. Competitors may also be able to design around our patents and to compete effectively with our products. In addition, the cost of enforcing our patents against third parties and defending our products against patent infringement actions by others could be substantial, and we may not prevail.

While we seek to take reasonable steps to avoid infringing on patents we do not own or license, we cannot be sure that our services and products do not infringe on the intellectual property rights of third parties, and we may have infringement claims asserted against us. These claims could cost us money, prevent us from offering some services or products, or damage our reputation. We cannot be certain that:

- pending patent applications will result in issued patents;
- patents issued to or licensed by us will not be challenged by competitors;
- our patents will be found to be valid or sufficiently broad to protect our technology or provide us with a competitive advantage; or
- we will be successful in defending against pending or future patent infringement claims asserted against our products.

We may be sued for product liability claims and our insurance coverage may be insufficient to cover the nature and amount of any product liability claims.

Even if our products are properly designed and perform as intended, we may be sued. The nature of our products as medical devices, and the litigious environment, should be regarded as potential risks which could significantly and adversely affect our financial condition and results of operations. The insurance we maintain to protect against claims associated with the use of our products has deductibles and may not adequately cover the amount or nature of any claim asserted against us. We are also exposed to the risk that our insurers may become insolvent or that premiums may increase substantially. See “Item 3 - Legal Proceedings” for a further discussion of the risk of product liability actions and our insurance coverage.

Damage to our physical properties as a result of windstorm, earthquake, fire or other natural or man-made disaster may cause a financial loss and a loss of customers.

Although we maintain insurance coverage for physical damage to our property and the resultant losses that could occur during a business interruption, we are required to pay deductibles and our insurance coverage is limited to certain caps. For example, our deductible for windstorm damage to our Florida property amounts to 2% of any loss. Any increase in the frequency or severity of natural disaster events could result in increased insurance premiums.

Further, while insurance reimburses us for our lost gross earnings during a business interruption, if we are unable to supply our customers with our products for an extended period of time, there can be no assurance that we will regain the customers’ business once the product supply is returned to normal.

Our significant international operations subject us to foreign currency fluctuations and other risks associated with operating in countries outside the United States.

A significant portion of our revenues, approximately 44% of 2023 consolidated net sales, were to customers outside the United States. We have sales subsidiaries in a significant number of countries in Europe as well as Australia, Canada, China, Japan and Korea. In those countries in which we have a direct presence, our sales are denominated in the local currency and those sales denominated in local currency amounted to approximately 32% of our total net sales in 2023. The remaining 12% of sales to customers outside the United States was on an export basis and transacted in United States dollars.

Because a significant portion of our operations consist of sales activities in jurisdictions outside the United States, our financial results may be affected by factors such as changes in foreign currency exchange rates or weak economic conditions in the markets in which we distribute products. While we have a hedging strategy involving foreign currency forward contracts for 2023, our revenues and earnings are only partially protected from foreign currency translation if the United States dollar strengthens as compared with currencies such as the Euro. Further, as of the date of this Form 10-K, we have not entered into any foreign currency forward contracts beyond 2025. Our international presence exposes us to certain other inherent risks, including:

- imposition of limitations on conversions of foreign currencies into dollars or remittance of dividends and other payments by international subsidiaries;
- imposition or increase of withholding and other taxes on remittances and other payments by international subsidiaries;
- trade barriers and tariffs;

- compliance with economic sanctions, trade embargoes, export controls, and the customs laws and regulations of the many countries in which we operate;
- political risks, including political instability;
- reliance on third parties to distribute our products;
- hyperinflation in certain countries outside the United States; and
- imposition or increase of investment and other restrictions by foreign governments.

We cannot be certain that such risks will not have a material adverse effect on our business and results of operations.

Our new products may fail to achieve expected levels of market acceptance.

New product introductions may fail to achieve market acceptance. The degree of market acceptance for any of our products will depend upon a number of factors, including:

- our ability to develop and introduce new products and product enhancements on a timely basis;
- our ability to successfully implement new technologies;
- the market's readiness to accept new products;
- having adequate financial and technological resources for future product development and promotion;
- the efficacy of our products;
- the extent to which we have, are able to fund and develop, clinical data surrounding the use and efficacy of our products; and
- the prices of our products compared to the prices of our competitors' products.

If our new products do not achieve market acceptance, we may be unable to recover our investments and may lose business to competitors.

In addition, some of the companies with which we now compete, or may compete in the future, have or may have more extensive research, marketing and manufacturing capabilities and significantly greater technical and personnel resources than we do, and may be better positioned to continue to improve their technology in order to compete in an evolving industry. See "Products" in Item 1 - Business for a further discussion of these competitive forces.

Our Board of Directors may, in the future, limit or discontinue payment of a dividend on common stock.

We have paid a quarterly dividend to our shareholders since 2012. However, we may not pay such dividends in the future at the prior rate, or at all. All decisions regarding our payment of dividends will be made by our Board of Directors from time to time, and are subject to an evaluation of our financial condition, results of operations and capital requirements, applicable law, industry practice, contractual restraints and other business considerations. In addition, our senior credit agreement may restrict our ability to pay dividends, and the terms of agreements governing debt that we may incur in the future may also limit or prohibit dividend payments. We may not have sufficient surplus or net profits under Delaware law to be able to pay any dividends, which may result from extraordinary cash expenses, actual expenses exceeding contemplated costs, funding of capital expenditures or increases in reserves.

Anti-takeover provisions in our organizational documents and Delaware law could delay or prevent a change in control.

Provisions of our certificate of incorporation and bylaws may delay or prevent a merger or acquisition that a shareholder may consider favorable. These provisions include:

- the ability of our board of directors to issue shares of preferred stock and to determine the price and other terms of those shares, including preferences and voting rights, without shareholder approval, which could be used to significantly dilute the ownership of a hostile acquirer;
- the requirement that a special meeting of shareholders may be called only by the board of directors, the chair of the board of directors, the president, or stockholders holding at least 25% of our outstanding stock (subject to certain procedural and informational requirements), which may delay the ability of our shareholders to force consideration of a proposal or to take action;
- the procedural safeguards in place in connection with stockholder action by written consent, including a requirement that stockholders of at least 25% of our outstanding common stock request that the board of directors set a record date to determine the stockholders entitled to act by written consent;
- providing indemnification and exculpation rights to our directors and officers;
- advance notice procedures that shareholders must comply with in order to nominate candidates to our board of

directors or to propose matters to be acted upon at a shareholders' meeting, which may discourage or deter a potential acquirer from conducting a solicitation of proxies to elect the acquirer's own slate of directors or otherwise attempting to obtain control of us; and

- exclusive forum provisions, including provisions providing for the Court of Chancery of the State of Delaware as the exclusive forum for bringing certain actions.

As a Delaware corporation, we are also subject to Section 203 of the Delaware General Corporation Law, which provides that we may not engage in a business combination, such as a merger, consolidation, recapitalization, asset sale or disposition of stock, with any "interested stockholder" for a period of three years from the date that the interested stockholder first became an interested stockholder unless certain conditions are met.

Any provision of our certificate of incorporation and bylaws or Delaware law that has the effect of delaying or deterring a change in control could limit the opportunity for our shareholders to receive a premium for their shares of our common stock, and could also affect the price that some investors are willing to pay for our common stock.

Environmental laws and regulations and climate change initiatives could materially and adversely affect our business, financial condition, and results of operations.

Our business and facilities and those of our suppliers are subject to a number of federal, state, local and international laws and regulations governing the protection of human health and the environment. In addition, concern over climate change and sustainability has led to foreign and domestic legislative and regulatory initiatives directed at limiting carbon dioxide and other greenhouse gas emissions. A failure to comply with current or future environmental laws and regulations could result in fines or penalties. Any such expenses or liability could have a material adverse effect on our financial condition, results of operations or cash flows.

Our ability to attract and retain qualified employees is critical to our success.

Our employees are our most important resource, and in many areas of the medical industry, competition for qualified personnel is intense. We seek to attract talented and diverse new employees and retain and motivate our existing employees. If we are unable to continue to attract or retain qualified employees, including our executives, our performance, including our competitive position, could be materially and adversely affected.

Item 1B. Unresolved Staff Comments

None.

Item 1C. Cybersecurity

We take an active role in ensuring the confidentiality, integrity, and availability of data, systems, processes, applications, and products. We are diligent when it comes to safeguarding the data of our strategic partners, employees, existing and future customers, and our teams throughout the globe. We take the protection of proprietary information, intellectual property, and sensitive information seriously, making it our commitment to provide comprehensive prevention, detection, and response capabilities, in order to maintain integrity.

We manage cyber risk and assess internal maturity capabilities by leveraging the National Institute of Standards and Technology (NIST) framework, in conjunction with the Center for Internet Security (CIS) top 18 risk framework. Internal and external assessments are conducted for best practice benchmarking. Outputs from these assessments are used to develop strategic priorities, and to develop tactical action plans to continue to mature our cyber posture. CONMED leverages technologies, external consultants and vendors to support our risk management strategies, threat insights, trends, and mitigation approaches. In addition, CONMED has published corporate policies that support our cybersecurity efforts, such as our employee handbook, and has proactively implemented protection measures such as endpoint encryption, endpoint monitoring (EDR), remote access, VPN, and multi-factor authentication. Policies and procedures must go through a controlled review process by senior management to ensure relevant updates are being incorporated in our policies.

The Board of Directors oversees management's processes for identifying and mitigating risks, including cybersecurity risks, to help align our risk exposure with our strategic objectives. Our executive management team along with our Chief Information Security Officer (CISO) are responsible for managing cybersecurity risk, including assessing cyber maturity and development of short and long-term strategies. Our CISO has extensive leadership and experience within the cybersecurity space. We invest in the growth and development of our security team's expertise through hands-on training, technical industry

certifications and security domain specific conferences. Security is approached as a unified company strategy, where everyone in the organization plays a key role in the success of our programs. Through required phishing training and awareness campaigns, policy and procedures training, and periodic multi-level tabletop exercise scenarios, we continue to improve identification, reporting, response, recovery, and prevention of threats. We engage in penetration testing, provided by external entities to ensure our internal processes and controls are validated.

We continue to invest in IT Security to improve technical capabilities, streamline response effectiveness, and harden preventive, detection, and response measures, while growing the core security organization to support business growth efforts.

We build our security program with the intent of a global reach and a global customer base at the top of our minds. Cybersecurity risk factors are evaluated, prioritized, and connected to annual strategic priorities. Strategic priorities are comprised of critical cybersecurity efforts in an ongoing effort to mitigate internal or external risks factors, and drive maturity objectives. We have developed and continue to develop strategic and tactical cyber capabilities to provide a modern approach to protecting the partnerships we have built our business around. This is, and will continue to be, an ongoing effort to provide and implement cyber best practices. Our Audit Committee is briefed semi-annually by our management team to provide awareness around IT environmental risk factors, cyber posture, global threat landscape, and changing regulatory requirements. Decisions are then made based on all assessed risk factors, including cyber maturity growth, strategic personnel, and appropriate cyber capability. All critical response activities are assessed and communicated from executive management to the Audit Committee which then reports to the Board of Directors.

During the fiscal year ended December 31, 2023 and through the date of the filing of this Form 10-K, the Company has not identified any specific risks from cybersecurity threats that have materially affected, or are reasonably likely to affect, the Company's business strategy, results of operations, or financial condition.

Item 2. Properties

Facilities

The following table sets forth certain information with respect to our principal operating facilities. We believe that our facilities are generally well maintained, are suitable to support our business and adequate for present and anticipated needs.

Location	Square Feet	Own or Lease	Lease Expiration
Utica, NY	500,000	Own	—
Largo, FL	278,000	Own	—
Chihuahua, Mexico	207,720	Lease	October 2024
Chihuahua, Mexico	40,626	Lease	March 2028
Lithia Springs, GA	188,400	Lease	January 2025
Atlanta, GA	110,096	Lease	March 2026
Brussels, Belgium	58,276	Lease	June 2024
Mississauga, Canada	36,054	Lease	July 2036
Greenwood Village, CO	27,763	Lease	January 2025
Westborough, MA	19,533	Lease	November 2025
Frenchs Forest, Australia	16,959	Lease	July 2025

Our principal manufacturing facilities are located in Utica, NY, Largo, FL and Chihuahua, Mexico. Lithia Springs and Atlanta, GA as well as Brussels, Belgium are our principal distribution centers. We also maintain sales and administrative offices in countries throughout the world.

Item 3. Legal Proceedings

We are involved in various proceedings, legal actions and claims arising in the normal course of business, including proceedings related to product, labor and intellectual property and other matters that are more fully described in [Note 14](#). We are not a party to any pending legal proceedings other than ordinary routine litigation incidental to our business.

Item 4. Mine Safety Disclosures

Not applicable.

PART II

Item 5. Market for the Registrant's Common Equity, Related Stockholder Matters and Issuer Purchases of Equity Securities

Our common stock, par value \$.01 per share, is traded on the New York Stock Exchange ("NYSE") under the symbol "CNMD". At February 1, 2024, there were 447 registered holders of our common stock and approximately 70,385 accounts held in "street name".

Our Board of Directors has authorized a share repurchase program; see Note 10 for further details.

The Board of Directors declared a quarterly cash dividend of \$0.20 per share in 2022 and 2023. The fourth quarter dividend for 2023 was paid on January 5, 2024 to shareholders of record as of December 18, 2023. The total dividend payable at December 31, 2023 was \$6.2 million and is included in other current liabilities in the consolidated balance sheet. Future decisions as to the payment of dividends will be at the discretion of the Board of Directors. See "Item 1A. Risk Factors - Other Risk Factors Related to our Business - Our Board of Directors may, in the future, limit or discontinue payment of a dividend on common stock."

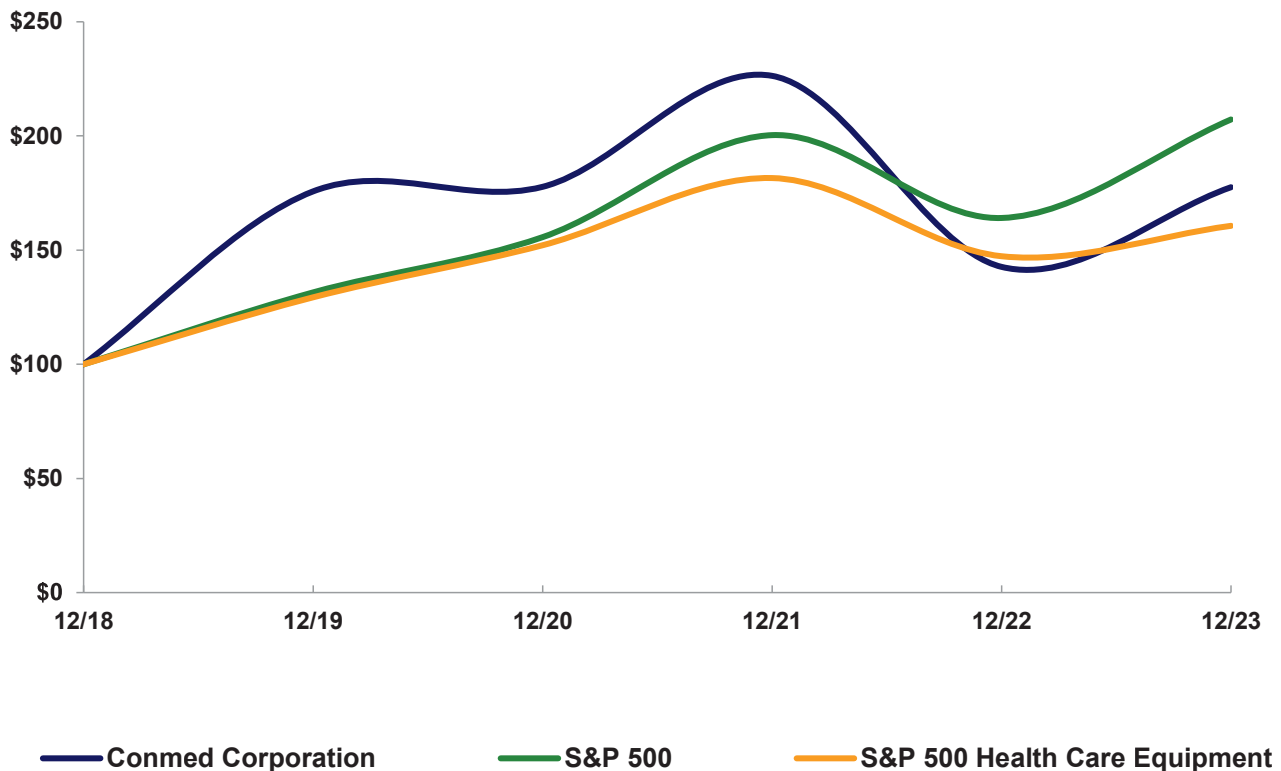
Refer to Item 12 for information relating to compensation plans under which equity securities of CONMED Corporation are authorized for issuance.

Performance Graph

The performance graph below compares the cumulative five-year total shareholder return on the Company's Common Stock with the cumulative total return of the S&P 500 Index and the Standard & Poor's Health Care Equipment Index. In each case, the cumulative total return assumes reinvestment of dividends into the same class of equity securities at the frequency with which dividends are paid on such securities during the applicable fiscal year.

COMPARISON OF 5 YEAR CUMULATIVE TOTAL RETURN*

Among Conmed Corporation, the S&P 500 Index
and the S&P 500 Health Care Equipment Index



*\$100 invested on 12/31/18 in stock or index, including reinvestment of dividends.
Fiscal year ending December 31.

Copyright© 2024 Standard & Poor's, a division of S&P Global. All rights reserved.

Item 6. [Reserved]

Item 7. Management’s Discussion and Analysis of Financial Condition and Results of Operations

The following discussion should be read in conjunction with our Consolidated Financial Statements and related notes contained elsewhere in this report.

This section of this Form 10-K generally discusses 2023 and 2022 items and year-to-year comparisons between 2023 and 2022. Discussions of 2021 items and year-to-year comparisons between 2022 and 2021 that are not included in this Form 10-K can be found in “Management’s Discussion and Analysis of Financial Condition and Results of Operations” in Part II, Item 7 of the Company’s Annual Report on Form 10-K for the fiscal year ended December 31, 2022.

Overview of CONMED Corporation

CONMED Corporation (“CONMED”, the “Company”, “we” or “us”) is a medical technology company that provides devices and equipment for surgical procedures. The Company’s products are used by surgeons and other healthcare professionals in a variety of specialties including orthopedics, general surgery, gynecology, thoracic surgery and gastroenterology.

Our product lines consist of orthopedic surgery and general surgery. Orthopedic surgery consists of sports medicine instrumentation and lower extremities instrumentation and implants, small bone, large bone and specialty powered surgical instruments as well as imaging systems for use in minimally invasive surgical procedures and service fees related to the promotion and marketing of sports medicine allograft tissue. General surgery consists of a complete line of endo-mechanical instrumentation for minimally invasive laparoscopic and gastrointestinal procedures, smoke evacuation devices, a line of cardiac monitoring products as well as electrosurgical generators and related instruments. These product lines as a percentage of consolidated net sales are as follows:

	2023	2022	2021
Orthopedic surgery	43 %	44 %	43 %
General surgery	57	56	57
Consolidated net sales	100 %	100 %	100 %

A significant amount of our products are used in surgical procedures with approximately 83% of our revenues derived from the sale of single-use products. Our capital equipment offerings also facilitate the ongoing sale of related single-use products and accessories, thus providing us with a recurring revenue stream. We manufacture substantially all of our products in facilities located in the United States and Mexico. We market our products both domestically and internationally directly to customers and through distributors. International sales approximated 44% in 2023, 45% in 2022 and 45% in 2021.

Business Environment

The Company has been and continues to be impacted by the macro-economic environment and we are experiencing higher manufacturing and operating costs caused by inflationary pressures and ongoing supply chain challenges. We work with suppliers to mitigate these impacts; however, we expect these challenges to continue in 2024. This will likely impact our results of operations. See "Item 1A. Risk Factors" for more information.

The Company has not been materially impacted by the conflicts in Ukraine and the Middle East. The Company has no direct operations in these regions with our business limited to selling to third party distributors. Total revenues and accounts receivable associated with sales to third party distributors in these regions are not material to the consolidated financial statements. We will continue to monitor and adjust our business strategy in response to the conflicts in these regions.

Critical Accounting Policies

Preparation of our financial statements requires us to make estimates and assumptions which affect the reported amounts of assets, liabilities, revenues and expenses. Note 1 describes the significant accounting policies used in preparation of the consolidated financial statements. The most significant areas involving management judgments and estimates are described below and are considered by management to be critical to understanding the financial condition and results of operations of CONMED Corporation. Actual results may or may not differ from these estimates.

Goodwill and Intangible Assets

We have a history of growth through acquisitions. Assets and liabilities of acquired businesses are recorded at their estimated fair values as of the date of acquisition. Goodwill represents costs in excess of fair values assigned to the underlying net assets of acquired businesses. Factors that contribute to the recognition of goodwill include synergies that are expected to increase net sales and profits; acquisition of a talented workforce; cost savings opportunities; the strategic benefit of expanding our presence in core and adjacent markets; and diversifying our product portfolio. Customer and distributor relationships, trademarks, tradenames, developed technology, patents and other intangible assets primarily represent allocations of purchase price to identifiable intangible assets of acquired businesses. Sales representation, marketing and promotional rights represent intangible assets created under our agreement with Musculoskeletal Transplant Foundation (“MTF”). Determining the fair value of intangible assets acquired as part of a business combination requires us to make significant estimates. These estimates include the timing and amount of cash flow projections, including revenue growth rates, obsolescence rate, EBITDA margin, the customer attrition rate, royalty rate and discount rates. As these are significant estimates, we would obtain the assistance of a third-party valuation specialist in estimating fair values of intangible assets for significant acquisitions.

Goodwill and intangible assets deemed to have indefinite lives are not amortized, but are subject to at least annual impairment testing. It is our policy to perform our annual impairment testing in the fourth quarter. The identification and measurement of goodwill impairment involves the estimation of the fair value of our business. Estimates of fair value are based on the best information available as of the date of the assessment. We completed our goodwill impairment testing of our single reporting unit during the fourth quarter of 2023. We performed our impairment test utilizing the market capitalization approach to determine whether the fair value of a reporting unit is less than its carrying amount. Based upon our assessment, the fair value of our reporting unit continues to exceed carrying value.

Intangible assets with a finite life are amortized over the estimated useful life of the asset and are evaluated each reporting period to determine whether events and circumstances warrant a revision to the remaining period of amortization. Intangible assets subject to amortization are reviewed for impairment whenever events or changes in circumstances indicate that its carrying amount may not be recoverable. The carrying amount of an intangible asset subject to amortization is not recoverable if it exceeds the sum of the undiscounted cash flows expected to result from the use of the asset. An impairment loss is recognized by reducing the carrying amount of the intangible asset to its current fair value.

For all other indefinite-lived intangible assets, we perform a qualitative impairment test. Based upon this assessment, we have determined that our indefinite-lived intangible assets are not impaired.

See Note 7 for further discussion of goodwill and other intangible assets.

Contingent Consideration

Certain acquisitions involve potential payments of future consideration that is contingent upon the acquired businesses reaching certain performance milestones. The Company records contingent consideration at fair value at the date of acquisition based on the consideration expected to be transferred, estimated as the probability-weighted future cash flows, discounted back to present value. The fair value of contingent consideration is measured using projected payment dates, discount rates, revenue volatilities, and projected revenues. Projected revenues are based on the Company’s most recent internal operational budgets and long-range strategic plans. The discount rate used is determined at the time of measurement in accordance with accepted valuation methodologies. Changes in projected revenues, revenue volatilities, discount rates, and projected payment dates may result in adjustments to the fair value measurements. Contingent consideration is remeasured each reporting period using Level 3 inputs, and the change in fair value, including accretion for the passage of time, is recognized as income or expense within selling and administrative expense in the consolidated statements of comprehensive income (loss). The fair value of contingent consideration at December 31, 2023 was \$41.4 million for the In2Bones acquisition and \$128.8 million for the Biorez acquisition. Contingent consideration payments made soon after the acquisition date are classified as investing activities in the consolidated statements of cash flows. Contingent consideration payments not made soon after the acquisition date that are related to the acquisition date fair value are reported as financing activities in the consolidated statements of cash flows, and amounts paid in excess of the original acquisition date fair value are reported as operating activities in the consolidated statements of cash flows. See Note 16 for further discussion of contingent consideration.

Pension Plan

We sponsor a defined benefit pension plan (the “pension plan”) that was frozen in 2009. It covered substantially all our United States based employees at the time it was frozen. In conjunction with the pension plan, we recorded a pension benefit obligation totaling \$70.6 million as of December 31, 2023. In accounting for this pension plan, we are required to make

a number of assumptions, including the discount rate and mortality. The discount rate represents the interest rate used in estimating the present value of projected cash flows to settle the Company's pension obligations. The discount rate assumption is determined by using a full yield curve approach, which involves applying the specific spot rates along the yield curve used in the determination of the benefit obligation that correlates to the relevant projected cash flows. The mortality assumptions are based on the Pri-2012 Mortality Tables using the MP-2021 mortality improvement scale.

In performing a sensitivity analysis on the pension benefit obligation, a 0.25% increase in our discount rate would decrease the pension benefit obligation by \$1.5 million and a 0.25% decrease in the discount rate would increase the pension benefit obligation by \$1.6 million. See Note 13 for further discussion of the pension plan.

Consolidated Results of Operations

The following table presents, as a percentage of net sales, certain categories included in our consolidated statements of comprehensive income (loss) for the periods indicated:

	Years Ended December 31,		
	2023	2022	2021
Net sales	100.0 %	100.0 %	100.0 %
Cost of sales	45.7	45.4	43.8
Gross profit	54.3	54.6	56.2
Selling and administrative expense	40.4	43.4	41.0
Research and development expense	4.2	4.5	4.3
Income from operations	9.7	6.7	10.9
Interest expense	3.2	2.8	3.5
Other expense	—	10.7	0.1
Income (loss) before income taxes	6.5	(6.8)	7.2
Provision for income taxes	1.3	0.9	1.0
Net income (loss)	5.2 %	(7.7)%	6.2 %

Net Sales

The following table presents net sales by product line for the years ended December 31, 2023, 2022 and 2021:

	2023	2022	% Change from 2022 to 2023		
			As Reported	Impact of Foreign Currency	Constant Currency^a
Orthopedic surgery	\$ 533.1	\$ 461.5	15.5%	2.2%	17.7%
General surgery	711.6	584.0	21.9%	1.5%	23.4%
Net sales	\$ 1,244.7	\$ 1,045.5	19.1%	1.8%	20.9%
Single-use products	\$ 1,038.5	\$ 874.9	18.7%	1.8%	20.5%
Capital products	206.2	170.6	20.9%	1.9%	22.8%
Net sales	\$ 1,244.7	\$ 1,045.5	19.1%	1.8%	20.9%

	% Change from 2021 to 2022				
	2022	2021	As Reported	Impact of Foreign Currency	Constant Currency ^a
Orthopedic surgery	\$ 461.5	\$ 438.4	5.3%	1.2%	6.5%
General surgery	584.0	572.2	2.1%	1.0%	3.1%
Net sales	<u>\$ 1,045.5</u>	<u>\$ 1,010.6</u>	<u>3.4%</u>	<u>1.2%</u>	<u>4.6%</u>
Single-use products	\$ 874.9	\$ 820.1	6.7%	1.1%	7.8%
Capital products	170.6	190.5	-10.5%	1.1%	-9.4%
Net sales	<u>\$ 1,045.5</u>	<u>\$ 1,010.6</u>	<u>3.4%</u>	<u>1.2%</u>	<u>4.6%</u>

^(a) Refer to Non-GAAP Financial Measures below for further details.

Net sales increased 19.1% in 2023 due to increases across the majority of our product lines, including In2Bones and Biorez product lines. Further contributing to sales growth during 2023 was the significant progress and improvement we made with the performance of our warehouse management system and significant reduction in the shipping delays that existed at year-end 2022.

- Orthopedic surgery sales increased 15.5% in 2023 as a result of growth in the In2Bones and Biorez product lines and increases in our orthopedic product offerings.
- General surgery sales increased 21.9% in 2023 as a result of growth in the AirSeal, Buffalo Filter and other surgical product offerings.

Cost of Sales

Cost of sales was \$568.5 million in 2023 compared to \$474.2 million in 2022. Gross profit margins were 54.3% in 2023 and 54.6% in 2022. The decrease in gross profit margin of 0.3 percentage points in 2023 was driven by cost increases and inflation in raw materials and other costs of production offset by higher sales volumes and more favorable product mix. In addition, during 2023, we incurred costs for the amortization of inventory step-up to fair value of \$8.6 million related to the In2Bones acquisition compared to \$4.5 million of such costs during 2022. During both 2023 and 2022, we incurred \$2.0 million in consulting fees related to a cost improvement initiative.

Selling and Administrative Expense

Selling and administrative expense was \$503.0 million in 2023 compared to \$454.0 million in 2022. Selling and administrative expense as a percentage of net sales was 40.4% in 2023 and 43.4% in 2022.

The decrease in selling and administrative expense as a percentage of net sales in 2023 was primarily driven by:

- a decrease of \$9.3 million in consulting fees, legal fees and other integration related costs associated with the acquisitions of In2Bones and Biorez (\$0.8 million in 2023 compared to \$10.1 million in 2022);
- a decrease of \$4.9 million in costs related to fair value adjustments to contingent consideration (\$2.4 million of income in 2023 compared to \$2.5 million expense in 2022), see Note 16;
- \$0.8 million in costs related to a legal settlement during 2022;
- a decrease of \$0.7 million in costs related to the implementation of a new warehouse management system (\$6.1 million in 2023 compared to \$6.8 million in 2022). These costs mainly consisted of incremental freight, labor and professional fees; and
- overall decrease in selling and administrative expense as a percentage of sales as we leverage our existing selling and administrative structure.

These decreases were partially offset by:

- \$2.1 million in costs related to the termination of distribution agreements during 2023; and

- an increase of \$0.8 million in costs consisting of severance related to the elimination of certain positions (\$1.6 million in 2023 compared to \$0.8 million in 2022).

Research and Development Expense

Research and development expense was \$52.6 million in 2023 and \$47.2 million in 2022. As a percentage of net sales, research and development expense was 4.2% in 2023 and 4.5% in 2022. The lower spend as a percentage of net sales in 2023 was mainly driven by higher sales.

Interest Expense

Interest expense increased to \$39.8 million in 2023 compared to \$28.9 million in 2022. The weighted average interest rates on our borrowings were 3.12% in 2023 increasing from 2.58% in 2022. The increase in interest expense in 2023 was driven by higher interest rates on our senior credit agreement. In addition, the issuance of the 2.250% Notes in June 2022 contributed to higher interest expense during 2023.

Other Expense

Other expense during the year ended December 31, 2022 consisted of \$103.1 million related to the conversion premium on the repurchase and extinguishment of 2.625% Notes; \$5.5 million related to the settlement of the associated convertible notes hedge transactions and \$3.4 million related to the write-off of deferred financing fees associated with the repurchase of \$275.0 million of the 2.625% Notes and the pay down of \$90.0 million on our term loan as further described in Note 8.

Provision for Income Taxes

A provision for income taxes was recorded at an effective rate of 20.3% and (13.7)% in 2023 and 2022, respectively. As compared to the federal statutory rate of 21.0%, the 2023 effective tax rate was lower primarily due to federal tax benefits from the research credit and US tax on worldwide earnings at different rates. These benefits were offset by state tax expense and foreign tax expense from jurisdictions with higher statutory tax rates. The 2022 effective tax rate was lower primarily due to the premium on extinguishment of the 2.625% Notes and the change in fair value of convertible notes hedges upon settlement as these items were not deductible for tax purposes. A reconciliation of the United States statutory income tax rate to our effective tax rate is included in Note 9.

Non-GAAP Financial Measures

Net sales on a "constant currency" basis is a non-GAAP measure. The Company analyzes net sales on a constant currency basis to better measure the comparability of results between periods. To measure percentage sales growth in constant currency, the Company removes the impact of changes in foreign currency exchange rates that affect the comparability and trend of net sales.

Because non-GAAP financial measures are not standardized, it may not be possible to compare this financial measure with other companies' non-GAAP financial measures having the same or similar names. This adjusted financial measure should not be considered in isolation or as a substitute for reported net sales growth, the most directly comparable GAAP financial measure. This non-GAAP financial measure is an additional way of viewing net sales that, when viewed with our GAAP results, provides a more complete understanding of our business. The Company strongly encourages investors and shareholders to review our financial statements and publicly-filed reports in their entirety and not to rely on any single financial measure.

EBITDA is also a non-GAAP measure and is defined as earnings before income tax, interest expense, depreciation and amortization.

Liquidity and Capital Resources

Our liquidity needs arise primarily from capital investments, working capital requirements and payments on indebtedness under the seventh amended and restated senior credit agreement. We have historically met these liquidity requirements with funds generated from operations and borrowings under our revolving credit facility. In addition, we have historically used term borrowings, including borrowings under the amended and restated senior credit agreement and borrowings under separate loan facilities, in the case of real property purchases, to finance our acquisitions. We also have the ability to raise funds through the sale of stock or we may issue debt through a private placement or public offering.

We had total cash on hand at December 31, 2023 of \$24.3 million, of which approximately \$19.7 million was held by our foreign subsidiaries outside the United States with unremitted earnings. During 2023, we redeployed \$11.7 million of cash from certain non-U.S. subsidiaries primarily for U.S. debt reduction. We may repatriate funds from certain foreign subsidiaries in the future. Refer to Note 9 for further details.

Operating Cash Flows

Our net working capital position was \$304.9 million at December 31, 2023. Net cash provided by operating activities was \$125.3 million in 2023 and \$33.4 million in 2022 generated on net income (loss) of \$64.5 million in 2023 and \$(80.6) million in 2022. The change in cash provided by operating activities in 2023 as compared to 2022 was mainly driven by higher net income as 2022 experienced higher costs due to the integration associated with acquisitions and the warehouse management system implementation. In addition, below is a summary of significant changes in assets and liabilities:

- A decrease in cash flows from accounts receivable as we experienced higher sales in the fourth quarter of 2023 as well as the timing of cash receipts;
- An increase in cash flows from inventory as we moderate our inventory levels;
- A decrease in cash flows from income taxes due to higher payments; and
- An increase in cash flows from accrued compensation and benefits due to higher incentive compensation and commission accruals. During 2022, sales and earnings were generally below incentive targets.

Investing Cash Flows

Net cash used in investing activities decreased to \$20.0 million in 2023 compared to \$249.5 million in 2022 primarily due to the \$144.7 million payment for the In2Bones Acquisition and \$83.0 million for the Biorez Acquisition in 2022. In addition, capital expenditures were lower in 2023 compared to 2022.

Financing Cash Flows

Financing activities in 2023 used cash of \$110.4 million compared to providing cash of \$225.0 million in 2022. Below is a summary of the significant financing activities impacting the change during 2023 compared to 2022:

- During 2022, we received proceeds of \$800.0 million in 2.250% Notes as further described in Note 8.
- During 2022, we paid \$275.0 million in aggregate principal on the repurchase and extinguishment of the 2.625% Notes as further described in Note 8.
- During 2022, we paid \$187.6 million to purchase hedges related to our 2.250% Notes. Partially offsetting this, were proceeds of \$72.0 million from the issuance of warrants as further described in Note 8.
- During 2022, we paid \$69.5 million to settle warrants related to the 2.625% Notes and received \$86.2 million to settle the hedges related to the 2.625% Notes as further described in Note 8.
- During 2022, we paid \$21.8 million in debt issuance costs mainly related to the 2.250% Notes.
- During 2023, we had net payments on our term loan of \$20.0 million compared to \$93.0 million in 2022 as we prepaid \$90.0 million with proceeds from the 2.250% Notes.
- During 2023, we had net payments on our revolving line of credit of \$68.0 million as compared to \$70.0 million in net payments during 2022 as we continued to reduce outstanding borrowings.
- During 2023, we paid \$13.9 million in contingent consideration related to the In2Bones Acquisition.

Other Liquidity Matters

Our cash balances and cash flows generated from operations may be used to fund strategic investments, business acquisitions, working capital needs, research and development, common stock repurchases and payments of dividends to our shareholders. Management believes that cash flow from operations, including cash and cash equivalents on hand and available borrowing capacity under our seventh amended and restated senior credit agreement, will be adequate to meet our anticipated operating working capital requirements, debt service, funding of capital expenditures, dividend payments and common stock repurchases in the foreseeable future. In addition, management believes we could access capital markets, as necessary, to fund future business acquisitions.

The Company is also being impacted by the macro-economic environment and we are experiencing higher manufacturing and operating costs caused by inflationary pressures and ongoing supply chain challenges. We continue to

monitor our spending and expenses in light of these factors. However, we may need to take further steps to reduce our costs, or to refinance our debt. See “Item 1A. Risk Factors - Risks Related to Our Indebtedness.”

There were \$114.6 million in borrowings outstanding on the term loan facility as of December 31, 2023. There were \$2.0 million in borrowings outstanding under the revolving credit facility as of December 31, 2023. Our available borrowings on the revolving credit facility at December 31, 2023 were \$581.4 million with approximately \$1.6 million of the facility set aside for outstanding letters of credit.

The seventh amended and restated senior credit agreement contains covenants and restrictions which, among other things, require the maintenance of certain financial ratios and restrict dividend payments and the incurrence of certain indebtedness and other activities, including acquisitions and dispositions. We were in full compliance with these covenants and restrictions as of December 31, 2023. We are also required, under certain circumstances, to make mandatory prepayments from net cash proceeds from any issuance of equity and asset sales.

In February 2024, the Company repaid the \$70.0 million then outstanding of the 2.625% Notes through borrowings on our revolving credit facility. In addition, we expect to finance contingent consideration payments related to our Biorez and In2Bones acquisitions in whole or in part through borrowings on our revolving credit facility.

See Note 8 for further information on our financing agreements and outstanding debt obligations.

Our Board of Directors has authorized a \$200.0 million share repurchase program. Through December 31, 2023, we have repurchased a total of 6.1 million shares of common stock aggregating \$162.6 million under this authorization and have \$37.4 million remaining available for share repurchases. The repurchase program calls for shares to be purchased in the open market or in private transactions from time to time. We may suspend or discontinue the share repurchase program at any time. We have not purchased any shares of common stock under the share repurchase program during 2023. We have financed the repurchases and may finance additional repurchases through operating cash flow and from available borrowings under our revolving credit facility.

The Board of Directors declared a quarterly cash dividend of \$0.20 per share in 2022 and 2023. Future decisions as to the payment of dividends will be at the discretion of the Board of Directors. See "Item 1A. Risk Factors - Other Risks Related to our Business - Our Board of Directors may, in the future, limit or discontinue payment of a dividend on common stock."

We expect an increased level of capital spending during the year ending December 31, 2024 compared to 2023. Capital spending will be monitored and controlled as the year progresses. We expect to use operating cash flows to satisfy capital spending requirements.

The following table summarizes our contractual obligations for the next five years and thereafter (amounts in thousands) as of December 31, 2023. Purchase obligations represent purchase orders for goods and services placed in the ordinary course of business. Contingent consideration represents the fair value of the current and non-current portions that while not certain if and/or when the payments will be made, are our best estimate of such payments.

	Payments Due by Period				
	Total	Less than 1 Year	1-3 Years	3-5 Years	More than 5 Years
Long-term debt	\$ 986,588	\$ —	\$ 186,588	\$ 800,000	\$ —
Contingent consideration payments	170,144	77,581	92,563	—	—
Purchase obligations	166,804	158,078	7,786	940	—
Lease obligations	23,652	8,217	8,004	3,210	4,221
Total contractual obligations	\$ 1,347,188	\$ 243,876	\$ 294,941	\$ 804,150	\$ 4,221

In addition to the above contractual obligations, we are required to make periodic interest payments on our long-term debt obligations (see additional discussion under Item 7A. “Quantitative and Qualitative Disclosures About Market Risk—Interest Rate Risk” and Note 8). The above table also does not include unrecognized tax benefits of approximately \$1.7 million, the timing and certainty of recognition for which is not known (See Note 9).

Stock-based Compensation

We have reserved shares of common stock for issuance to employees and directors under two shareholder-approved share-based compensation plans (the "Plans"). The Plans provide for grants of stock options, stock appreciation rights ("SARs"), dividend equivalent rights, restricted stock, restricted stock units ("RSUs"), performance share units ("PSUs") and other equity-based and equity-related awards. The exercise price on all outstanding stock options and SARs is equal to the quoted fair market value of the stock at the date of grant. RSUs are valued at the market value of the underlying stock on the date of grant. PSUs are valued using a Monte Carlo valuation model at the date of grant. Stock options, SARs, and RSUs are generally non-transferable other than on death and generally become exercisable over a four to five year period from date of grant. PSUs are generally non-transferable other than on death and cliff vest after three years from date of grant. Stock options and SARs expire ten years from date of grant. SARs are only settled in shares of the Company's stock (See Note 10). Total pre-tax stock-based compensation expense recognized in the consolidated statements of comprehensive income (loss) was \$24.3 million, \$21.7 million and \$16.3 million for the years ended December 31, 2023, 2022 and 2021, respectively.

New Accounting Pronouncements

See Note 2 for a discussion of new accounting pronouncements.

Item 7A. Quantitative and Qualitative Disclosures About Market Risk

Market risk is the potential loss arising from adverse changes in market rates and prices such as commodity prices, foreign currency exchange rates and interest rates. In the normal course of business, we are exposed to various market risks, including changes in foreign currency exchange rates and interest rates. We manage our exposure to these and other market risks through regular operating and financing activities and as necessary through the use of derivative financial instruments.

Foreign Currency Risk

Approximately 44% of our total 2023 consolidated net sales were to customers outside the United States. We have sales subsidiaries in a significant number of countries in Europe as well as Australia, Brazil, Canada, China, Japan and Korea. In those countries in which we have a direct presence, our sales are denominated in the local currency amounting to approximately 32% of our total net sales in 2023. The remaining 12% of sales to customers outside the United States was on an export basis and transacted in United States dollars.

Because a significant portion of our operations consist of sales activities in foreign jurisdictions, our financial results may be affected by factors such as changes in foreign currency exchange rates or weak economic conditions in the markets in which we distribute products. During 2023, foreign currency exchange rates, including the effects of the hedging program, caused sales to decrease by approximately \$16.1 million.

We hedge forecasted intercompany sales denominated in foreign currencies through the use of forward contracts. We account for these forward contracts as cash flow hedges. To the extent these forward contracts meet hedge accounting criteria, changes in their fair value are not included in current earnings but are included in accumulated other comprehensive loss. These changes in fair value will be recognized into earnings as a component of sales or cost of sales when the forecasted transaction occurs.

We also enter into forward contracts to exchange foreign currencies for United States dollars in order to hedge our currency transaction exposures on intercompany receivables denominated in foreign currencies. These forward contracts settle each month at month-end, at which time we enter into new forward contracts. We have not designated these forward contracts as hedges and have not applied hedge accounting to them.

Refer to Note 16 for further discussion.

Interest Rate Risk

At December 31, 2023, we had approximately \$116.6 million of variable rate long-term debt outstanding under our senior credit agreement. Assuming no repayments, if market interest rates for similar borrowings averaged 1.0% more in 2024 than they did in 2023, interest expense would increase, and income before income taxes would decrease by \$1.2 million. Comparatively, if market interest rates for similar borrowings average 1.0% less in 2024 than they did in 2023, our interest expense would decrease, and income before income taxes would increase by \$1.2 million.

Item 8. Financial Statements and Supplementary Data

Our 2023 Financial Statements are included in this Form 10-K beginning on page [43](#) and incorporated by reference herein.

Item 9. Changes In and Disagreements with Accountants on Accounting and Financial Disclosures

There were no changes in or disagreement with accountants on accounting and financial disclosure.

Item 9A. Controls and Procedures

As of the end of the period covered by this report, an evaluation was carried out by CONMED Corporation's management, with the participation of our Chief Executive Officer and Chief Financial Officer, of the effectiveness of our disclosure controls and procedures (as defined in Rule 13a-15(e) under the Securities Exchange Act of 1934). Based upon that evaluation, our Chief Executive Officer and Chief Financial Officer concluded that these disclosure controls and procedures were effective as of the end of the period covered by this report. In addition, no change in our internal control over financial reporting (as defined in Rule 13a-15 under the Securities Exchange Act of 1934) occurred during the fourth quarter of the year ended December 31, 2023 that has materially affected, or is reasonably likely to materially affect, our internal control over financial reporting.

Management's Report on Internal Control over Financial Reporting and the Report of Independent Registered Public Accounting Firm thereon are set forth in Part IV, Item 15 of the Annual Report on Form 10-K.

Item 9B. Other Information

During the quarter ended December 31, 2023, none of the members of our Board of Directors or Executive Officers adopted, modified or terminated a trading arrangement intended to satisfy the affirmative defense of Rule 10b5-1(c), under the Securities Exchange Act of 1934.

Item 9C. Disclosure Regarding Foreign Jurisdictions that Prevent Inspections

Not applicable.

PART III

Item 10. Directors, Executive Officers and Corporate Governance

The information required by this item is incorporated herein by reference to the sections captioned “Proposal One: Election of Directors”, “Executive & Other Officers” and “Delinquent Section 16(a) Reports” in CONMED Corporation’s definitive Proxy Statement or other informational filing to be filed with the Securities and Exchange Commission on or about April 8, 2024.

Item 11. Executive Compensation

The information required by this item is incorporated herein by reference to the sections captioned “Compensation Discussion and Analysis”, “Compensation Committee Report on Executive Compensation”, “Summary Compensation Table”, “Pay Versus Performance Table”, “Grants of Plan-Based Awards”, “Outstanding Equity Awards at Fiscal Year-End”, “Option Exercises and Stock Vested”, “Non-Qualified Deferred Compensation”, “Potential Payments on Termination or Change in Control”, “Director Compensation,” “Pay Ratio” and “Board of Directors and Compensation Committee Interlocks and Insider Participation; Certain Relationships and Related Transactions” in CONMED Corporation’s definitive Proxy Statement or other informational filing to be filed with the Securities and Exchange Commission on or about April 8, 2024.

Item 12. Security Ownership of Certain Beneficial Owners and Management and Related Stockholder Matters

The information required by this item is incorporated herein by reference to the section captioned “Security Ownership of Certain Beneficial Owners and Management” in CONMED Corporation’s definitive Proxy Statement or other informational filing to be filed with the Securities and Exchange Commission on or about April 8, 2024.

Information relating to shareholder approved compensation plans under which equity securities of CONMED Corporation are authorized for issuance is set forth below:

Equity Compensation Plan Information			
Plan category	Number of securities to be issued upon exercise of outstanding options, warrants and rights (a)	Weighted-average exercise price of outstanding options, warrants and rights (b)	Number of securities remaining available for future issuance under equity compensation plans (excluding securities reflected in column (a)) (c)
Equity compensation plans approved by security holders	3,758,610	\$ 93.82	2,449,501
Equity compensation plans not approved by security holders	—	—	—
Total	3,758,610	93.82	2,449,501

Item 13. Certain Relationships and Related Transactions, and Director Independence

The information required by this item is incorporated herein by reference to the section captioned “Directors & Nominees”, “Executive & Other Officers” and “Board of Directors and Compensation Committee Interlocks and Insider Participation; Certain Relationships and Related Transactions” in CONMED Corporation’s definitive Proxy Statement or other informational filing to be filed with the Securities and Exchange Commission on or about April 8, 2024.

Item 14. Principal Accounting Fees and Services

The information required by this item is incorporated herein by reference to the section captioned “Principal Accounting Fees and Services” in CONMED Corporation’s definitive Proxy Statement or other informational filing to be filed with the Securities and Exchange Commission on or about April 8, 2024.

PART IV

Item 15. Exhibits, Financial Statement Schedules

Index to Financial Statements

	Page in Form 10-K
(a)(1) List of Financial Statements	
Management’s Report on Internal Control Over Financial Reporting	43
Report of Independent Registered Public Accounting Firm (PCAOB ID 238)	44
Consolidated Balance Sheets at December 31, 2023 and 2022	46
Consolidated Statements of Comprehensive Income (Loss) for the Years Ended December 31, 2023, 2022 and 2021	47
Consolidated Statements of Shareholders’ Equity for the Years Ended December 31, 2023, 2022 and 2021	48
Consolidated Statements of Cash Flows for the Years Ended December 31, 2023, 2022 and 2021	49
Notes to Consolidated Financial Statements	51
(2) List of Financial Statement Schedules	
Valuation and Qualifying Accounts (Schedule II) for the Years Ended December 31, 2023, 2022 and 2021	82
All other schedules have been omitted because they are not applicable, or the required information is shown in the financial statements or notes thereto.	
(3) List of Exhibits	
The exhibits listed on the accompanying Exhibit Index on page 36 below are filed as part of this Form 10-K.	

SIGNATURES

Pursuant to the requirements of Section 13 or 15(d) of the Securities Exchange Act of 1934, the registrant has duly caused this report to be signed on its behalf by the undersigned, thereunto duly authorized.

CONMED CORPORATION

By: /s/ Curt R. Hartman

Curt R. Hartman

(Chair of the Board, President and
Chief Executive Officer)

Date:

February 28, 2024

Pursuant to the requirements of the Securities Exchange Act of 1934, this report has been signed below by the following persons on behalf of the registrant and in the capacities and on the dates indicated.

<u>Signature</u>	<u>Title</u>	<u>Date</u>
<u>/s/ CURT R. HARTMAN</u> Curt R. Hartman	Chair of the Board, President & Chief Executive Officer	February 28, 2024
<u>/s/ TODD W. GARNER</u> Todd W. Garner	Executive Vice President and Chief Financial Officer	February 28, 2024
<u>/s/ TERENCE M. BERGE</u> Terence M. Berge	Vice President- Corporate Controller	February 28, 2024
<u>/s/ MARTHA GOLDBERG ARONSON</u> Martha Goldberg Aronson	Lead Independent Director	February 28, 2024
<u>/s/ DAVID BRONSON</u> David Bronson	Director	February 28, 2024
<u>/s/ BRIAN P. CONCANNON</u> Brian P. Concannon	Director	February 28, 2024
<u>/s/ LAVERNE COUNCIL</u> Laverne Council	Director	February 28, 2024
<u>/s/ CHARLES M. FARKAS</u> Charles M. Farkas	Director	February 28, 2024
<u>/s/ JEROME J. LANDE</u> Jerome J. Lande	Director	February 28, 2024
<u>/s/ BARBARA SCHWARZENTRAUB</u> Barbara Schwarzentraub	Director	February 28, 2024
<u>/s/ JOHN L. WORKMAN</u> John L. Workman	Director	February 28, 2024

Exhibit Index

<u>Exhibit No.</u>	<u>Description</u>
<u>2.1</u>	- <u>Agreement and Plan of Merger, dated May 21, 2020, by and between CONMED Corporation, a New York corporation, and CONMED Corporation, a Delaware corporation (Incorporated by reference to Exhibit 2.1 of the Company's Current Report on Form 8-K filed with the Securities and Exchange Commission on May 22, 2020).</u>
<u>3.1</u>	- <u>By-laws of CONMED Corporation, a Delaware corporation (Incorporated by reference to Exhibit 3.2 of the Company's Current Report on Form 8-K filed with the Securities and Exchange Commission on May 22, 2020).</u>
<u>3.2</u>	- <u>Amended and Restated Certificate of Incorporation of CONMED Corporation (Incorporated by reference to Exhibit 3.1 of the Company's Quarterly Report on Form 10-Q filed with the Securities and Exchange Commission on July 27, 2023).</u>
<u>4.1*</u>	- <u>Description of the Common Stock of CONMED Corporation, a Delaware corporation.</u>
<u>10.1</u>	- <u>Guarantee and Collateral Agreement, dated August 28, 2002, made by CONMED Corporation and certain of its subsidiaries in favor of JP Morgan Chase Bank (Incorporated by reference to Exhibit 10.2 of the Company's Quarterly Report on Form 10-Q for the quarter ended September 30, 2002).</u>
<u>10.2</u>	- <u>First Amendment to Guarantee and Collateral Agreement, dated June 30, 2003, made by CONMED Corporation and certain of its subsidiaries in favor of JP Morgan Chase Bank and the several banks and other financial institutions or entities from time to time parties thereto (Incorporated by reference to Exhibit 10.2 of the Company's Quarterly Report on Form 10-Q for the quarter ended June 30, 2003).</u>
<u>10.3</u>	- <u>Second Amendment to Guarantee and Collateral Agreement, dated April 13, 2006, made by CONMED Corporation and certain of its subsidiaries in favor of JP Morgan Chase Bank and the several banks and other financial institutions or entities from time to time parties thereto (Incorporated by reference to the Company's Current Report on Form 8-K filed with the Securities and Exchange Commission on April 19, 2006).</u>
<u>10.4</u>	- <u>Third Amendment to Guarantee and Collateral Agreement, dated as of January 17, 2013, made by CONMED Corporation and certain of its subsidiaries in favor of JP Morgan Chase Bank (Incorporated by reference to Exhibit 4.6 of the Company's Annual Report on Form 10-K for the year ended December 31, 2012).</u>
<u>10.5</u>	- <u>Fourth Amendment to Guarantee and Collateral Agreement, dated as of January 4, 2016, made by CONMED Corporation and certain of its subsidiaries in favor of JP Morgan Chase Bank (Incorporated by reference to Exhibit 10.2 of the Company's Current Report on Form 8-K filed with the Securities and Exchange Commission on January 4, 2016).</u>
<u>10.6</u>	- <u>Fifth Amendment to Guarantee and Collateral Agreement, dated as of July 16, 2021, made by CONMED Corporation and certain of its subsidiaries in favor of JPMorgan Chase Bank, N.A., as administrative agent (Incorporated by reference to Exhibit 10.2 of the Company's Current Report on Form 8-K filed with the Securities and Exchange Commission on July 16, 2021).</u>
<u>10.7</u>	- <u>Seventh Amended and Restated Credit Agreement, dated as of July 16, 2021, among CONMED Corporation, the foreign subsidiary borrowers from time to time party thereto, the several lenders from time to time party thereto and JPMorgan Chase Bank, N.A., as administrative agent (Incorporated by reference to Exhibit 10.1 of the Company's Current Report on Form 8-K filed with the Securities and Exchange Commission on July 16, 2021).</u>
<u>10.8</u>	- <u>First Amendment, dated June 6, 2022, to the Seventh Amended and Restated Credit Agreement, dated as of July 16, 2021, among CONMED Corporation, the foreign subsidiary borrowers from time to time party thereto, the several lenders from time to time party thereto and JPMorgan Chase Bank, N.A., as administrative agent (Incorporated by reference to Exhibit 10.25 of the Company's Current Report on Form 8-K filed with the Securities and Exchange Commission on June 7, 2022).</u>

- 10.9 - [Second Amendment, dated August 1, 2022, to the Seventh Amended and Restated Credit Agreement, dated as of July 16, 2021, among CONMED Corporation, the foreign subsidiary borrowers from time to time party thereto, the several lenders from time to time party thereto and JPMorgan Chase Bank, N.A., as administrative agent \(Incorporated by reference to Exhibit 10.2 of the Company's Current Report on Form 8-K filed with the Securities and Exchange Commission on August 2, 2022\).](#)
- 10.10 - [Third Amendment, dated December 20, 2022, to the Seventh Amended and Restated Credit Agreement, dated as of July 16, 2021, among CONMED Corporation, the foreign subsidiary borrowers from time to time party thereto, the several lenders from time to time party thereto and JPMorgan Chase Bank, N.A., as administrative agent \(Incorporated by reference to Exhibit 10.1 of the Company's Current Report on Form 8-K filed with the Securities and Exchange Commission on December 27, 2022\).](#)
- 10.11 - [Indenture, dated as of January 29, 2019, by and between CONMED Corporation and MUFG Union Bank, N.A., as trustee \(Incorporated by reference to Exhibit 4.1 of the Company's Current Report on Form 8-K filed with the Securities and Exchange Commission on January 29, 2019\).](#)
- 10.12 - [Supplemental Indenture, dated as of June 6, 2022, to the Indenture, dated January 29, 2019, by and between CONMED Corporation and U.S. Bank Trust Company, National Association, as successor to MUFG Union Bank, N.A. as trustee \(Incorporated by reference to Exhibit 4.2 of the Company's Current Report on Form 8-K filed with the Securities and Exchange Commission on June 7, 2022\).](#)
- 10.13 - [Base Notes Hedge Transaction Confirmation, dated as of January 24, 2019, between CONMED Corporation and Barclays Bank PLC \(Incorporated by reference to Exhibit 10.1 of the Company's Current Report on Form 8-K filed with the Securities and Exchange Commission on January 29, 2019\).](#)
- 10.14 - [Base Notes Hedge Transaction Confirmation, dated as of January 24, 2019, between CONMED Corporation and Bank of America, N.A \(Incorporated by reference to Exhibit 10.2 of the Company's Current Report on Form 8-K filed with the Securities and Exchange Commission on January 29, 2019\).](#)
- 10.15 - [Base Notes Hedge Transaction Confirmation, dated as of January 24, 2019, between CONMED Corporation and Wells Fargo Bank, National Association \(Incorporated by reference to Exhibit 10.3 of the Company's Current Report on Form 8-K filed with the Securities and Exchange Commission on January 29, 2019\).](#)
- 10.16 - [Base Notes Hedge Transaction Confirmation, dated as of January 24, 2019, between CONMED Corporation and J.P. Morgan Securities LLC, as agent for JPMorgan Chase Bank, National Association, London Branch \(Incorporated by reference to Exhibit 10.4 of the Company's Current Report on Form 8-K filed with the Securities and Exchange Commission on January 29, 2019\).](#)
- 10.17 - [Base Warrant Transaction Confirmation, dated as of January 24, 2019, between CONMED Corporation and Barclays Bank PLC \(Incorporated by reference to Exhibit 10.5 of the Company's Current Report on Form 8-K filed with the Securities and Exchange Commission on January 29, 2019\).](#)
- 10.18 - [Base Warrant Transaction Confirmation, dated as of January 24, 2019, between CONMED Corporation and Bank of America, N.A \(Incorporated by reference to Exhibit 10.6 of the Company's Current Report on Form 8-K filed with the Securities and Exchange Commission on January 29, 2019\).](#)
- 10.19 - [Base Warrant Transaction Confirmation, dated as of January 24, 2019, between CONMED Corporation and Wells Fargo Bank, National Association \(Incorporated by reference to Exhibit 10.7 of the Company's Current Report on Form 8-K filed with the Securities and Exchange Commission on January 29, 2019\).](#)
- 10.20 - [Base Warrant Transaction Confirmation, dated as of January 24, 2019, between CONMED Corporation and J.P. Morgan Securities LLC, as agent for JPMorgan Chase Bank, National Association, London Branch \(Incorporated by reference to Exhibit 10.8 of the Company's Current Report on Form 8-K filed with the Securities and Exchange Commission on January 29, 2019\).](#)
- 10.21 - [Additional Notes Hedge Transaction Confirmation, dated as of January 25, 2019, between CONMED Corporation and Barclays Bank PLC \(Incorporated by reference to Exhibit 10.9 of the Company's Current Report on Form 8-K filed with the Securities and Exchange Commission on January 29, 2019\).](#)

10.22	- Additional Notes Hedge Transaction Confirmation, dated as of January 25, 2019, between CONMED Corporation and Bank of America, N.A. (Incorporated by reference to Exhibit 10.10 of the Company's Current Report on Form 8-K filed with the Securities and Exchange Commission on January 29, 2019).
10.23	- Additional Notes Hedge Transaction Confirmation, dated as of January 25, 2019, between CONMED Corporation and Wells Fargo Bank, National Association (Incorporated by reference to Exhibit 10.11 of the Company's Current Report on Form 8-K filed with the Securities and Exchange Commission on January 29, 2019).
10.24	- Additional Notes Hedge Transaction Confirmation, dated as of January 25, 2019, between CONMED Corporation and J.P. Morgan Securities LLC, as agent for JPMorgan Chase Bank, National Association, London Branch (Incorporated by reference to Exhibit 10.12 of the Company's Current Report on Form 8-K filed with the Securities and Exchange Commission on January 29, 2019).
10.25	- Additional Warrant Transaction Confirmation, dated as of January 25, 2019, between CONMED Corporation and Barclays Bank PLC (Incorporated by reference to Exhibit 10.13 of the Company's Current Report on Form 8-K filed with the Securities and Exchange Commission on January 29, 2019).
10.26	- Additional Warrant Transaction Confirmation, dated as of January 25, 2019, between CONMED Corporation and Bank of America, N.A. (Incorporated by reference to Exhibit 10.14 of the Company's Current Report on Form 8-K filed with the Securities and Exchange Commission on January 29, 2019).
10.27	- Additional Warrant Transaction Confirmation, dated as of January 25, 2019, between CONMED Corporation and Wells Fargo Bank, National Association (Incorporated by reference to Exhibit 10.15 of the Company's Current Report on Form 8-K filed with the Securities and Exchange Commission on January 29, 2019).
10.28	- Additional Warrant Transaction Confirmation, dated as of January 25, 2019, between CONMED Corporation and J.P. Morgan Securities LLC, as agent for JPMorgan Chase Bank, National Association, London Branch (Incorporated by reference to Exhibit 10.16 of the Company's Current Report on Form 8-K filed with the Securities and Exchange Commission on January 29, 2019).
10.29	- Indenture, dated as of June 6, 2022, by and between CONMED Corporation and U.S. Bank Trust Company, National Association, as trustee (Incorporated by reference to Exhibit 4.1 of the Company's Current Report on Form 8-K filed with the Securities and Exchange Commission on June 7, 2022).
10.30	- Base Note Hedge Transaction Confirmation, dated as of June 1, 2022, between CONMED Corporation and Barclays Bank PLC, through its agent Barclays Capital Inc. (Incorporated by reference to Exhibit 10.1 of the Company's Current Report on Form 8-K filed with the Securities and Exchange Commission on June 7, 2022).
10.31	- Base Note Hedge Transaction Confirmation, dated as of June 1, 2022, between CONMED Corporation and Bank of America, N.A. (Incorporated by reference to Exhibit 10.2 of the Company's Current Report on Form 8-K filed with the Securities and Exchange Commission on June 7, 2022).
10.32	- Base Note Hedge Transaction Confirmation, dated as of June 1, 2022, among CONMED Corporation, Jefferies International Limited and Jefferies LLC, as agent (Incorporated by reference to Exhibit 10.3 of the Company's Current Report on Form 8-K filed with the Securities and Exchange Commission on June 7, 2022).
10.33	- Base Note Hedge Transaction Confirmation, dated as of June 1, 2022, between CONMED Corporation and JPMorgan Chase Bank, National Association (Incorporated by reference to Exhibit 10.4 of the Company's Current Report on Form 8-K filed with the Securities and Exchange Commission on June 7, 2022).
10.34	- Base Note Hedge Transaction Confirmation, dated as of June 1, 2022, between CONMED Corporation and Nomura Global Financial Products Inc., through its agent Nomura Securities International, Inc. (Incorporated by reference to Exhibit 10.5 of the Company's Current Report on Form 8-K filed with the Securities and Exchange Commission on June 7, 2022).

- 10.35 - [Base Note Hedge Transaction Confirmation, dated as of June 1, 2022, between CONMED Corporation and Wells Fargo Bank, National Association \(Incorporated by reference to Exhibit 10.6 of the Company's Current Report on Form 8-K filed with the Securities and Exchange Commission on June 7, 2022\).](#)
- 10.36 - [Base Warrant Transaction Confirmation, dated as of June 1, 2022, between CONMED Corporation and Barclays Bank PLC, through its agent Barclays Capital Inc. \(Incorporated by reference to Exhibit 10.7 of the Company's Current Report on Form 8-K filed with the Securities and Exchange Commission on June 7, 2022\).](#)
- 10.37 - [Base Warrant Transaction Confirmation, dated as of June 1, 2022, between CONMED Corporation and Bank of America, N.A. \(Incorporated by reference to Exhibit 10.8 of the Company's Current Report on Form 8-K filed with the Securities and Exchange Commission on June 7, 2022\).](#)
- 10.38 - [Base Warrant Transaction Confirmation, dated as of June 1, 2022, among CONMED Corporation, Jefferies International Limited and Jefferies LLC, as agent \(Incorporated by reference to Exhibit 10.9 of the Company's Current Report on Form 8-K filed with the Securities and Exchange Commission on June 7, 2022\).](#)
- 10.39 - [Base Warrant Transaction Confirmation, dated as of June 1, 2022, between CONMED Corporation and JPMorgan Chase Bank, National Association \(Incorporated by reference to Exhibit 10.10 of the Company's Current Report on Form 8-K filed with the Securities and Exchange Commission on June 7, 2022\).](#)
- 10.40 - [Base Warrant Transaction Confirmation, dated as of June 1, 2022, between CONMED Corporation and Nomura Global Financial Products Inc., through its agent Nomura Securities International, Inc. \(Incorporated by reference to Exhibit 10.11 of the Company's Current Report on Form 8-K filed with the Securities and Exchange Commission on June 7, 2022\).](#)
- 10.41 - [Base Warrant Transaction Confirmation, dated as of June 1, 2022, between CONMED Corporation and Wells Fargo Bank, National Association \(Incorporated by reference to Exhibit 10.12 of the Company's Current Report on Form 8-K filed with the Securities and Exchange Commission on June 7, 2022\).](#)
- 10.42 - [Additional Note Hedge Transaction Confirmation, dated as of June 2, 2022, between CONMED Corporation and Barclays Bank PLC, through its agent Barclays Capital Inc. \(Incorporated by reference to Exhibit 10.13 of the Company's Current Report on Form 8-K filed with the Securities and Exchange Commission on June 7, 2022\).](#)
- 10.43 - [Additional Note Hedge Transaction Confirmation, dated as of June 2, 2022, between CONMED Corporation and Bank of America, N.A. \(Incorporated by reference to Exhibit 10.14 of the Company's Current Report on Form 8-K filed with the Securities and Exchange Commission on June 7, 2022\).](#)
- 10.44 - [Additional Note Hedge Transaction Confirmation, dated as of June 2, 2022, among CONMED Corporation, Jefferies International Limited and Jefferies LLC, as agent \(Incorporated by reference to Exhibit 10.15 of the Company's Current Report on Form 8-K filed with the Securities and Exchange Commission on June 7, 2022\).](#)
- 10.45 - [Additional Note Hedge Transaction Confirmation, dated as of June 2, 2022, between CONMED Corporation and JPMorgan Chase Bank, National Association \(Incorporated by reference to Exhibit 10.16 of the Company's Current Report on Form 8-K filed with the Securities and Exchange Commission on June 7, 2022\).](#)
- 10.46 - [Additional Hedge Transaction Confirmation, dated as of June 2, 2022, between CONMED Corporation and Nomura Global Financial Products Inc., through its agent Nomura Securities International, Inc. \(Incorporated by reference to Exhibit 10.17 of the Company's Current Report on Form 8-K filed with the Securities and Exchange Commission on June 7, 2022\).](#)
- 10.47 - [Additional Note Hedge Transaction Confirmation, dated as of June 2, 2022, between CONMED Corporation and Wells Fargo Bank, National Association \(Incorporated by reference to Exhibit 10.18 of the Company's Current Report on Form 8-K filed with the Securities and Exchange Commission on June 7, 2022\).](#)

10.48	- Additional Warrant Transaction Confirmation, dated as of June 2, 2022, between CONMED Corporation and Barclays Bank PLC, through its agent Barclays Capital Inc. (Incorporated by reference to Exhibit 10.19 of the Company's Current Report on Form 8-K filed with the Securities and Exchange Commission on June 7, 2022).
10.49	- Additional Warrant Transaction Confirmation, dated as of June 2, 2022, between CONMED Corporation and Bank of America, N.A. (Incorporated by reference to Exhibit 10.20 of the Company's Current Report on Form 8-K filed with the Securities and Exchange Commission on June 7, 2022).
10.50	- Additional Warrant Transaction Confirmation, dated as of June 2, 2022, among CONMED Corporation, Jefferies International Limited and Jefferies LLC, as agent (Incorporated by reference to Exhibit 10.21 of the Company's Current Report on Form 8-K filed with the Securities and Exchange Commission on June 7, 2022).
10.51	- Additional Warrant Transaction Confirmation, dated as of June 2, 2022, between CONMED Corporation and JPMorgan Chase Bank, National Association (Incorporated by reference to Exhibit 10.22 of the Company's Current Report on Form 8-K filed with the Securities and Exchange Commission on June 7, 2022).
10.52	- Additional Warrant Transaction Confirmation, dated as of June 2, 2022, between CONMED Corporation and Nomura Global Financial Products Inc., through its agent Nomura Securities International, Inc. (Incorporated by reference to Exhibit 10.23 of the Company's Current Report on Form 8-K filed with the Securities and Exchange Commission on June 7, 2022).
10.53	- Additional Warrant Transaction Confirmation, dated as of June 2, 2022, between CONMED Corporation and Wells Fargo Bank, National Association (Incorporated by reference to Exhibit 10.24 of the Company's Current Report on Form 8-K filed with the Securities and Exchange Commission on June 7, 2022).
10.54	- Sports Medicine Joint Development and Distribution Agreement by and between Musculoskeletal Transplant Foundation, Inc. and CONMED Corporation dated as of January 3, 2012 (Incorporated by reference to Exhibit 10.1 of the Company's Current Report on Form 8-K dated January 3, 2012).
10.55	- Securities Purchase Agreement, dated as of December 13, 2018, by and between CONMED Corporation and Filtration Group FGC LLC (Incorporated by reference to Exhibit 10.1 of the Company's Current Report on Form 8-K filed with the Securities and Exchange Commission on December 13, 2018).
10.56	- Agreement and Plan of Merger, dated as of May 4, 2022, by and among CONMED Corporation, Odyssey Merger Sub, Inc., In2Bones Global, Inc. and Sheryl Moroschak, solely in her capacity as representative of In2Bones' equity holders (Incorporated by reference to Exhibit 10.1 of the Company's Current Report on Form 8-K filed with the Securities and Exchange Commission on May 5, 2022).
10.57	- Agreement and Plan of Merger, dated as of August 1, 2022, by and among CONMED Corporation, Prometheus Merger Sub, Inc., Biorez, Inc. and Shareholder Representative Services LLC, a Colorado limited liability company, solely in its capacity as representative, agent and attorney-in-fact of Biorez's securityholders (Incorporated by reference to Exhibit 10.1 of the Company's Current Report on Form 8-K filed with the Securities and Exchange Commission on August 2, 2022).
10.58	- 2006 Stock Incentive Plan (Incorporated by reference to Exhibit 4.3 of the Company's Registration Statement on Form S-8 on August 8, 2006).
10.59	- Amended and Restated 1999 Long Term Incentive Plan (Incorporated by reference to Exhibit 4.3 of the Company's Registration Statement on Form S-8 on November 3, 2009).
10.60	- Amended and Restated Long Term Incentive Plan (Incorporated by reference to Exhibit 4.3 of the Company's Registration Statement on Form S-8 on July 27, 2012).
10.61	- Amended and Restated 2015 Long-Term Incentive Plan (Incorporated by reference to Exhibit 4.3 of the Company's Registration Statement on Form S-8 on October 23, 2015).

<u>10.62</u>	- <u>2018 Long-Term Incentive Plan (incorporated by reference to Exhibit 4.3 of the Registrants Form S-8 filed on November 5, 2018).</u>
<u>10.63</u>	- <u>2002 Employee Stock Purchase Plan (Incorporated by reference to the Company's Definitive Proxy Statement for the 2002 Annual Meeting filed with the Securities and Exchange Commission on April 17, 2002).</u>
<u>10.64</u>	- <u>Amendment to CONMED Corporation 2002 Employee Stock Purchase Plan (Incorporated by reference to Exhibit 10.11 of the Company's Annual Report on Form 10-K for the year ended December 31, 2005).</u>
<u>10.65</u>	- <u>CONMED Corporation Amended and Restated 2020 Employee Stock Purchase Plan (incorporated by reference to Exhibit E of the Registrant's Proxy Statement on Schedule 14A filed on April 10, 2020).</u>
<u>10.66</u>	- <u>Amended and Restated 2007 Non-Employee Director Equity Compensation Plan of CONMED Corporation (Incorporated by reference to Exhibit 4.3 of the Company's Registration Statement on Form S-8 on August 3, 2010).</u>
<u>10.67</u>	- <u>Amended and Restated 2016 Non-Employee Director Equity Compensation Plan (Incorporated by reference to Exhibit 4.3 of the Company's Registration Statement on Form S-8 on October 28, 2016).</u>
<u>10.68</u>	- <u>Amended and Restated 2020 Non-Employee Director Equity Compensation Plan of CONMED Corporation (incorporated by reference to Exhibit D of the Registrant's Proxy Statement on Schedule 14A filed on April 10, 2020).</u>
<u>10.69</u>	- <u>CONMED Corporation Executive Severance Plan (Incorporated by reference to Exhibit 10.1 of the Company's Current Report on Form 10-Q filed with the Securities and Exchange Commission on July 27, 2015).</u>
<u>10.70</u>	<u>CONMED Corporation Executive Bonus Plan (Incorporated by reference to Exhibit A of the Registrant's Proxy Statement on Schedule 14A filed on April 13, 2017).</u>
<u>10.71+</u>	- <u>Employment Agreement between the Company and Curt R. Hartman, dated November 9, 2014 (Incorporated by reference to Exhibit 10.1 of the Company's Current Report on Form 8-K filed with the Securities and Exchange Commission on November 10, 2014).</u>
<u>10.72+</u>	- <u>Amendment Number 1 to Employment Agreement between CONMED Corporation and Curt R. Hartman dated December 28, 2020 (Incorporated by reference to Exhibit 10.2 of the Company's Annual Report on Form 10-K for the year ended December 31, 2020).</u>
<u>10.73+</u>	- <u>Offer Letter from CONMED Corporation to Todd W. Garner dated January 2, 2018. (Incorporated by reference to Exhibit 10.2 of the Company's Current Report on Form 8-K filed with the Securities and Exchange Commission on January 2, 2018).</u>
<u>10.74+</u>	- <u>Amendment Number 1 to Offer Letter from CONMED Corporation to Todd W. Garner dated December 28, 2020 (Incorporated by reference to Exhibit 10.27 on the Company's Annual Report on Form 10-K for the year ended December 31, 2020).</u>
<u>10.75</u>	- <u>Stock Option Inducement Award (incorporated by reference to Exhibit 4.3 of the Registrants Form S-8 filed on February 27, 2018).</u>
<u>10.76</u>	- <u>Restricted Stock Unit Inducement Award (incorporated by reference to Exhibit 4.4 of the Registrants Form S-8 filed on February 27, 2018).</u>
<u>10.77+</u>	- <u>Employment Agreement between the Company and Patrick Beyer, dated April 25, 2019 (Incorporated by reference to Exhibit 10.1 of the Company's Quarterly Report on Form 10-Q for the quarter ended March 31, 2019).</u>
14	- Code of Ethics. The CONMED code of ethics may be accessed via the Company's website at https://www.conmed.com/en-us/corporate-footer/policies

<u>21*</u>	-	<u>Subsidiaries of the Registrant.</u>
<u>23*</u>	-	<u>Consent of Independent Registered Public Accounting Firm.</u>
<u>31.1*</u>	-	<u>Certification of Curt R. Hartman pursuant to Rule 13a-14(a) and Rule 15d-14(a) of the Securities Exchange Act, as adopted pursuant to Section 302 of the Sarbanes-Oxley Act of 2002.</u>
<u>31.2*</u>	-	<u>Certification of Todd W. Garner pursuant to Rule 13a-14(a) and Rule 15d-14(a) of the Securities Exchange Act, as adopted pursuant to Section 302 of the Sarbanes-Oxley Act of 2002.</u>
<u>32.1*</u>	-	<u>Certifications of Curt R. Hartman and Todd W. Garner pursuant to 18 U.S.C. Section 1350, as adopted pursuant to Section 906 of the Sarbanes-Oxley Act of 2002.</u>
<u>97*</u>	-	<u>Policy for the Recovery of Erroneously Awarded Incentive-Based Compensation</u>
101.INS*	-	XBRL Instance Document - The instance document does not appear in the Interactive Data File because its XBRL tags are embedded within the Inline XBRL document.
101.SCH*	-	XBRL Taxonomy Extension Schema Document
101.CAL*	-	XBRL Taxonomy Extension Calculation Linkbase Document
101.DEF*	-	XBRL Taxonomy Extension Definition Linkbase Document
101.LAB*	-	XBRL Taxonomy Extension Label Linkbase Document
101.PRE*	-	XBRL Taxonomy Extension Presentation Linkbase Document
104*	-	Cover Page Interactive Data File - the cover page XBRL tags are embedded within the Inline XBRL document (included in Exhibit 101)
	*	Filed herewith
	+	Management contract or compensatory plan or arrangement

MANAGEMENT'S REPORT ON INTERNAL CONTROL OVER FINANCIAL REPORTING

The management of CONMED Corporation is responsible for establishing and maintaining adequate internal control over financial reporting. Internal control over financial reporting is a process designed to provide reasonable assurance regarding the reliability of financial reporting and the preparation of financial statements for external reporting purposes in accordance with generally accepted accounting principles. Our internal control over financial reporting includes policies and procedures that pertain to the maintenance of records that, in reasonable detail, accurately and fairly reflect transactions and dispositions of assets; provide reasonable assurances that transactions are recorded as necessary to permit preparation of financial statements in accordance with accounting principles generally accepted in the United States of America, and that receipts and expenditures are being made only in accordance with authorizations of management and the directors of the Company; and provide reasonable assurance regarding prevention or timely detection of unauthorized acquisition, use or disposition of our assets that could have a material effect on our financial statements. Because of its inherent limitations, internal control over financial reporting may not prevent or detect misstatements. Management assessed the effectiveness of CONMED's internal control over financial reporting as of December 31, 2023. In making its assessment, management utilized the criteria set forth by the Committee of Sponsoring Organizations of the Treadway Commission ("COSO") in "Internal Control-Integrated Framework", released in 2013. Management has concluded that based on its assessment, CONMED's internal control over financial reporting was effective as of December 31, 2023. The effectiveness of the Company's internal control over financial reporting as of December 31, 2023 has been audited by PricewaterhouseCoopers LLP, an independent registered public accounting firm, as stated in their report which appears herein.

/s/ Curt R. Hartman

Curt R. Hartman
Chair of the Board, President and
Chief Executive Officer

/s/ Todd W. Garner

Todd W. Garner
Executive Vice President and
Chief Financial Officer

REPORT OF INDEPENDENT REGISTERED PUBLIC ACCOUNTING FIRM

To the Board of Directors and Shareholders of CONMED Corporation

Opinions on the Financial Statements and Internal Control over Financial Reporting

We have audited the accompanying consolidated balance sheets of CONMED Corporation and its subsidiaries (the "Company") as of December 31, 2023 and 2022, and the related consolidated statements of comprehensive income (loss), shareholders' equity and cash flows for each of the three years in the period ended December 31, 2023, including the related notes and financial statement schedule listed in the index appearing under Item 15(a)(2) (collectively referred to as the "consolidated financial statements"). We also have audited the Company's internal control over financial reporting as of December 31, 2023, based on criteria established in *Internal Control - Integrated Framework* (2013) issued by the Committee of Sponsoring Organizations of the Treadway Commission (COSO).

In our opinion, the consolidated financial statements referred to above present fairly, in all material respects, the financial position of the Company as of December 31, 2023 and 2022, and the results of its operations and its cash flows for each of the three years in the period ended December 31, 2023 in conformity with accounting principles generally accepted in the United States of America. Also in our opinion, the Company maintained, in all material respects, effective internal control over financial reporting as of December 31, 2023, based on criteria established in *Internal Control - Integrated Framework* (2013) issued by the COSO.

Change in Accounting Principle

As discussed in Note 2 to the consolidated financial statements, the Company changed the manner in which it accounts for convertible instruments in 2022.

Basis for Opinions

The Company's management is responsible for these consolidated financial statements, for maintaining effective internal control over financial reporting, and for its assessment of the effectiveness of internal control over financial reporting, included in the accompanying Management's Report on Internal Control over Financial Reporting. Our responsibility is to express opinions on the Company's consolidated financial statements and on the Company's internal control over financial reporting based on our audits. We are a public accounting firm registered with the Public Company Accounting Oversight Board (United States) (PCAOB) and are required to be independent with respect to the Company in accordance with the U.S. federal securities laws and the applicable rules and regulations of the Securities and Exchange Commission and the PCAOB.

We conducted our audits in accordance with the standards of the PCAOB. Those standards require that we plan and perform the audits to obtain reasonable assurance about whether the consolidated financial statements are free of material misstatement, whether due to error or fraud, and whether effective internal control over financial reporting was maintained in all material respects.

Our audits of the consolidated financial statements included performing procedures to assess the risks of material misstatement of the consolidated financial statements, whether due to error or fraud, and performing procedures that respond to those risks. Such procedures included examining, on a test basis, evidence regarding the amounts and disclosures in the consolidated financial statements. Our audits also included evaluating the accounting principles used and significant estimates made by management, as well as evaluating the overall presentation of the consolidated financial statements. Our audit of internal control over financial reporting included obtaining an understanding of internal control over financial reporting, assessing the risk that a material weakness exists, and testing and evaluating the design and operating effectiveness of internal control based on the assessed risk. Our audits also included performing such other procedures as we considered necessary in the circumstances. We believe that our audits provide a reasonable basis for our opinions.

Definition and Limitations of Internal Control over Financial Reporting

A company's internal control over financial reporting is a process designed to provide reasonable assurance regarding the reliability of financial reporting and the preparation of financial statements for external purposes in accordance with generally accepted accounting principles. A company's internal control over financial reporting includes those policies and procedures

that (i) pertain to the maintenance of records that, in reasonable detail, accurately and fairly reflect the transactions and dispositions of the assets of the company; (ii) provide reasonable assurance that transactions are recorded as necessary to permit preparation of financial statements in accordance with generally accepted accounting principles, and that receipts and expenditures of the company are being made only in accordance with authorizations of management and directors of the company; and (iii) provide reasonable assurance regarding prevention or timely detection of unauthorized acquisition, use, or disposition of the company's assets that could have a material effect on the financial statements.

Because of its inherent limitations, internal control over financial reporting may not prevent or detect misstatements. Also, projections of any evaluation of effectiveness to future periods are subject to the risk that controls may become inadequate because of changes in conditions, or that the degree of compliance with the policies or procedures may deteriorate.

Critical Audit Matters

The critical audit matter communicated below is a matter arising from the current period audit of the consolidated financial statements that was communicated or required to be communicated to the audit committee and that (i) relates to accounts or disclosures that are material to the consolidated financial statements and (ii) involved our especially challenging, subjective, or complex judgments. The communication of critical audit matters does not alter in any way our opinion on the consolidated financial statements, taken as a whole, and we are not, by communicating the critical audit matter below, providing a separate opinion on the critical audit matter or on the accounts or disclosures to which it relates.

Valuation of Contingent Consideration from the Biorez and In2Bones Acquisitions

As described in Notes 1 and 16 to the consolidated financial statements as of December 31, 2023, the fair value of the contingent consideration liabilities from the Biorez, Inc. (Biorez) and In2Bones Global Inc. (In2Bones) acquisitions are \$128.8 million and \$41.4 million, respectively. The contingent consideration was recorded at fair value at the date of acquisition based on the consideration expected to be transferred, estimated as the probability-weighted future cash flows, discounted back to present value. Contingent consideration is remeasured each reporting period using Level 3 inputs, and the change in fair value, including accretion for the passage of time, is recognized as income or expense within selling and administrative expense in the consolidated statements of comprehensive income (loss). The fair value of contingent consideration is measured using projected payment dates, discount rates, revenue volatilities and projected revenues.

The principal considerations for our determination that performing procedures relating to the valuation of contingent consideration from the Biorez and In2Bones acquisitions is a critical audit matter are (i) the significant judgment by management when developing the fair value estimate of the contingent consideration liabilities; (ii) a high degree of auditor judgment, subjectivity, and effort in performing procedures and evaluating management's significant assumptions related to discount rates, revenue volatilities, and projected revenues; and (iii) the audit effort involved the use of professionals with specialized skill and knowledge.

Addressing the matter involved performing procedures and evaluating audit evidence in connection with forming our overall opinion on the consolidated financial statements. These procedures included testing the effectiveness of controls relating to the valuation of the contingent consideration. These procedures also included, among others (i) reading the purchase agreements and (ii) testing management's process for developing the fair value estimate of the contingent consideration liabilities. Testing management's process included (i) evaluating the appropriateness of the valuation methods used by management; (ii) testing the completeness and accuracy of the underlying data used in the valuation methods; and (iii) evaluating the reasonableness of the significant assumptions related to discount rates, revenue volatilities, and projected revenues. Evaluating the reasonableness of the projected revenues involved considering (i) the past performance of the acquired businesses; (ii) the consistency with external market and industry data; and (iii) whether the projected revenues were consistent with evidence obtained in other areas of the audit. Professionals with specialized skill and knowledge were used to assist in the evaluation of (i) the appropriateness of the valuation methods and (ii) the reasonableness of the assumptions related to discount rates and revenue volatilities.

/s/ PricewaterhouseCoopers LLP
Fairport, New York
February 28, 2024

We have served as the Company's auditor since 1982.

CONMED CORPORATION
CONSOLIDATED BALANCE SHEETS
December 31, 2023 and 2022
(In thousands except share and per share amounts)

	<u>2023</u>	<u>2022</u>
ASSETS		
Current assets:		
Cash and cash equivalents	\$ 24,296	\$ 28,942
Accounts receivable, less allowance for doubtful accounts of \$6,034 in 2023 and \$5,508 in 2022	242,279	191,345
Inventories	318,324	332,320
Prepaid expenses and other current assets	30,750	28,619
Total current assets	<u>615,649</u>	<u>581,226</u>
Property, plant and equipment, net	120,722	115,611
Deferred income taxes	11,211	9,650
Goodwill	806,844	815,429
Other intangible assets, net	649,484	681,799
Other assets	96,111	93,877
Total assets	<u>\$ 2,300,021</u>	<u>\$ 2,297,592</u>
LIABILITIES AND SHAREHOLDERS' EQUITY		
Current liabilities:		
Current portion of long-term debt	\$ 708	\$ 69,746
Accounts payable	88,224	73,393
Accrued compensation and benefits	70,069	54,733
Other current liabilities	151,728	98,680
Total current liabilities	<u>310,729</u>	<u>296,552</u>
Long-term debt	973,140	985,076
Deferred income taxes	60,902	66,725
Other long-term liabilities	121,028	203,694
Total liabilities	<u>1,465,799</u>	<u>1,552,047</u>
Commitments and contingencies (Note 14)		
Shareholders' equity:		
Preferred stock, par value \$.01 per share; authorized 500,000 shares, none issued or outstanding	—	—
Common stock, par value \$.01 per share; 100,000,000 authorized; 31,299,194 issued in 2023 and 2022, respectively	313	313
Paid-in capital	446,535	413,235
Retained earnings	452,531	412,631
Accumulated other comprehensive loss	(50,170)	(57,858)
Less: Treasury stock, at cost; 534,000 and 811,532 shares in 2023 and 2022, respectively	<u>(14,987)</u>	<u>(22,776)</u>
Total shareholders' equity	<u>834,222</u>	<u>745,545</u>
Total liabilities and shareholders' equity	<u>\$ 2,300,021</u>	<u>\$ 2,297,592</u>

The accompanying notes are an integral part of the consolidated financial statements.

CONMED CORPORATION
CONSOLIDATED STATEMENTS OF COMPREHENSIVE INCOME (LOSS)
Years Ended December 31, 2023, 2022 and 2021
(In thousands except per share amounts)

	<u>2023</u>	<u>2022</u>	<u>2021</u>
Net sales	\$ 1,244,744	\$ 1,045,472	\$ 1,010,635
Cost of sales	<u>568,499</u>	<u>474,227</u>	<u>442,599</u>
Gross profit	676,245	571,245	568,036
Selling and administrative expense	503,040	454,039	414,754
Research and development expense	<u>52,602</u>	<u>47,152</u>	<u>43,565</u>
Operating expenses	<u>555,642</u>	<u>501,191</u>	<u>458,319</u>
Income from operations	120,603	70,054	109,717
Interest expense	39,775	28,905	35,485
Other expense	<u>—</u>	<u>112,011</u>	<u>1,127</u>
Income (loss) before income taxes	80,828	(70,862)	73,105
Provision for income taxes	<u>16,369</u>	<u>9,720</u>	<u>10,563</u>
Net income (loss)	<u>\$ 64,459</u>	<u>\$ (80,582)</u>	<u>\$ 62,542</u>
Per share data:			
Basic	\$ 2.10	\$ (2.68)	\$ 2.14
Diluted	\$ 2.04	\$ (2.68)	\$ 1.94
Other comprehensive income (loss), before income tax:			
Cash flow hedging	\$ (3,141)	\$ (1,530)	\$ 12,660
Pension liability	6,576	7,817	9,163
Foreign currency translation adjustments	<u>5,085</u>	<u>(8,418)</u>	<u>(7,072)</u>
Other comprehensive income (loss), before income tax	\$ 8,520	\$ (2,131)	\$ 14,751
Provision for income taxes related to items in other comprehensive income (loss)			
	<u>832</u>	<u>1,524</u>	<u>5,273</u>
Other comprehensive income (loss), net of income tax	\$ 7,688	\$ (3,655)	\$ 9,478
Comprehensive income (loss)	<u>\$ 72,147</u>	<u>\$ (84,237)</u>	<u>\$ 72,020</u>

The accompanying notes are an integral part of the consolidated financial statements.

CONMED CORPORATION
CONSOLIDATED STATEMENTS OF SHAREHOLDERS' EQUITY
Years Ended December 31, 2023, 2022 and 2021
(In thousands)

	Common Stock		Paid-in Capital	Retained Earnings	Accumulated Other Comprehensive Loss	Treasury Stock	Shareholders' Equity
	Shares	Amount					
Balance at December 31, 2020	31,299	\$ 313	\$ 382,628	\$ 457,417	\$ (63,681)	\$ (67,639)	\$ 709,038
Common stock issued under employee plans			(2,192)			13,588	11,396
Stock-based compensation			16,335				16,335
Dividends on common stock (\$.80 per share)				(23,354)			(23,354)
Comprehensive income (loss):							
Cash flow hedging gain, net					9,601		
Pension liability, net					6,949		
Foreign currency translation adjustments					(7,072)		
Net income				62,542			
Total comprehensive income							72,020
Balance at December 31, 2021	31,299	\$ 313	\$ 396,771	\$ 496,605	\$ (54,203)	\$ (54,051)	\$ 785,435
Common stock issued under employee plans			3,385			5,385	8,770
Stock-based compensation			21,729				21,729
Dividends on common stock (\$.80 per share)				(24,183)			(24,183)
Shares issued for the settlement of convertible notes			(25,890)			25,890	—
Convertible notes premium on extinguishment			103,125				103,125
Settlement of convertible notes hedge transactions			118,912				118,912
Settlement of warrants			(96,758)				(96,758)
Issuance of convertible notes hedge transactions, net of tax			(142,128)				(142,128)
Issuance of warrants			72,000				72,000
Comprehensive income (loss):							
Cash flow hedging loss, net					(1,159)		
Pension liability, net					5,922		
Foreign currency translation adjustments					(8,418)		
Net income (loss)				(80,582)			
Total comprehensive income (loss)							(84,237)
Cumulative effect of change in accounting principle ⁽¹⁾			(37,911)	20,791			(17,120)
Balance at December 31, 2022	31,299	\$ 313	\$ 413,235	\$ 412,631	\$ (57,858)	\$ (22,776)	\$ 745,545
Common stock issued under employee plans			9,043			7,789	16,832
Stock-based compensation			24,257				24,257
Dividends on common stock (\$.80 per share)				(24,559)			(24,559)
Comprehensive income (loss):							
Cash flow hedging loss, net					(2,380)		
Pension liability, net					4,983		
Foreign currency translation adjustments					5,085		
Net income				64,459			
Total comprehensive income							72,147
Balance at December 31, 2023	31,299	\$ 313	\$ 446,535	\$ 452,531	\$ (50,170)	\$ (14,987)	\$ 834,222

⁽¹⁾We recorded the cumulative impact of adopting ASU 2020-06, Debt—Debt with Conversion and Other Options (Subtopic 470-20) and Derivatives and Hedging—Contracts in Entity's Own Equity (Subtopic 815-40): Accounting for Convertible Instruments and Contracts in an Entity's Own Equity in 2022.

The accompanying notes are an integral part of the consolidated financial statements.

CONMED CORPORATION
CONSOLIDATED STATEMENTS OF CASH FLOWS
Years Ended December 31, 2023, 2022 and 2021
(In thousands)

	2023	2022	2021
Cash flows from operating activities:			
Net income (loss)	\$ 64,459	\$ (80,582)	\$ 62,542
Adjustments to reconcile net income (loss) to net cash provided by operating activities:			
Depreciation	16,200	16,055	16,494
Amortization of debt discount	—	—	10,217
Amortization of deferred debt issuance costs	6,058	4,910	3,726
Amortization	55,674	53,464	54,249
Stock-based compensation	24,257	21,729	16,335
Deferred income taxes	700	(6,042)	3,005
Non-cash adjustment to fair value of contingent consideration liability	(2,421)	2,518	—
Loss on early extinguishment of debt	—	3,426	899
Loss on convertible notes conversion premium	—	103,125	—
Loss on convertible notes hedge transactions settlement	—	5,460	—
Increase (decrease) in cash flows from changes in assets and liabilities, net of acquired assets:			
Accounts receivable	(47,068)	(5,203)	(9,159)
Inventories	14,071	(78,564)	(37,806)
Accounts payable	14,849	13,302	4,890
Income taxes	(3,921)	6,726	(1,675)
Accrued compensation and benefits	14,425	(8,968)	11,067
Other assets	(21,845)	(17,735)	(24,005)
Other liabilities	(10,090)	(256)	991
Net cash provided by operating activities	<u>125,348</u>	<u>33,365</u>	<u>111,770</u>
Cash flows from investing activities:			
Purchases of property, plant and equipment	(19,032)	(21,785)	(14,866)
Payments related to business acquisitions, net of cash acquired	—	(227,744)	—
Other	(1,000)	—	—
Net cash used in investing activities	<u>(20,032)</u>	<u>(249,529)</u>	<u>(14,866)</u>
Cash flows from financing activities:			
Payments on term loan	(20,000)	(92,981)	(66,654)
Proceeds from term loan	—	—	52,411
Payments on revolving line of credit	(760,000)	(530,000)	(393,753)
Proceeds from revolving line of credit	692,000	460,000	326,753
Payments to redeem convertible notes	—	(275,000)	—
Proceeds from convertible notes	—	800,000	—
Payments related to contingent consideration	(13,867)	(798)	(6,222)
Payments related to debt issuance costs	—	(21,830)	(2,000)
Dividends paid on common stock	(24,502)	(23,960)	(23,256)
Purchases of convertible notes hedges	—	(187,600)	—
Proceeds from issuance of warrants	—	72,000	—
Proceeds from settlement of convertible notes hedge transactions	—	86,228	—
Payment for settlement of warrants	—	(69,534)	—
Other, net	15,937	8,475	11,173
Net cash provided by (used in) financing activities	<u>(110,432)</u>	<u>225,000</u>	<u>(101,548)</u>
Effect of exchange rate changes on cash and cash equivalents	470	(741)	(1,865)
Net increase (decrease) in cash and cash equivalents	<u>(4,646)</u>	<u>8,095</u>	<u>(6,509)</u>
Cash and cash equivalents at beginning of year	28,942	20,847	27,356
Cash and cash equivalents at end of year	<u>\$ 24,296</u>	<u>\$ 28,942</u>	<u>\$ 20,847</u>

	2023	2022	2021
Non-cash investing and financing activities:			
Contingent consideration	\$ —	\$ 183,914	\$ —
Dividends payable	6,153	6,098	5,874
Supplemental disclosures of cash flow information:			
Cash paid during the year for:			
Interest	\$ 33,687	\$ 26,081	\$ 21,797
Income taxes	19,879	9,074	8,559

The accompanying notes are an integral part of the consolidated financial statements.

CONMED CORPORATION
NOTES TO CONSOLIDATED FINANCIAL STATEMENTS
(In thousands except per share amounts)

Note 1 - Operations and Significant Accounting Policies

Organization and operations

CONMED Corporation (“CONMED”, the “Company”, “we” or “us”) is a medical technology company that provides devices and equipment for surgical procedures. The Company’s products are used by surgeons and other healthcare professionals in a variety of specialties including orthopedics, general surgery, gynecology, thoracic surgery and gastroenterology.

Principles of consolidation

The consolidated financial statements include the accounts of CONMED Corporation and its controlled subsidiaries. All significant intercompany accounts and transactions have been eliminated.

Use of estimates

The preparation of financial statements in conformity with accounting principles generally accepted in the United States of America requires management to make estimates and judgments which affect the reported amounts of assets, liabilities, related disclosure of contingent assets and liabilities at the date of the financial statements and the reported amount of revenues and expenses during the reporting period. While there has been uncertainty and disruption in the global economy and financial markets, we are not aware of any specific event or circumstance that would require an update to our estimates or judgments or a revision of the carrying value of our assets or liabilities as of February 28, 2024, the date of issuance of this Annual Report on Form 10-K. These estimates may change, as new events occur and additional information is obtained. Actual results could differ materially from these estimates under different assumptions or conditions.

Cash and cash equivalents

We consider all highly liquid investments with an original maturity of three months or less to be cash equivalents.

Inventories

Inventories are valued at the lower of cost and net realizable value determined on the FIFO (first-in, first-out) cost method.

We write-off excess and obsolete inventory resulting from the inability to sell our products at prices in excess of current carrying costs. We make estimates regarding the future recoverability of the costs of our products and record a provision for excess and obsolete inventories based on historical experience and expected future trends.

Property, plant and equipment

Property, plant and equipment are stated at cost and depreciated using the straight-line method over the following estimated useful lives:

Building and improvements	12 to 40 years
Leasehold improvements	Shorter of life of asset or life of lease
Machinery and equipment	2 to 15 years

Leases

The Company leases various manufacturing facilities, office facilities and equipment under operating and finance leases. We determine if an arrangement is a lease at inception. Right-of-use ("ROU") assets represent our right to use an underlying asset for the lease term and lease liabilities represent our obligation to make lease payments arising from the lease. Operating lease ROU assets and liabilities are recognized at the lease commencement date based on the present value of lease payments over the lease term. We use the implicit rate when readily determinable. As most of our leases do not provide an implicit rate, we use our incremental borrowing rate based on the information available at commencement date in determining the present value of lease payments. Our lease terms may include options to extend or terminate the lease when it is reasonably certain that we will exercise that option. Lease expense for lease payments is recognized on a straight-line basis over the lease term. Certain of our leases include variable lease payments, mainly when a lease is tied to an index rate. These variable lease payments are recorded as expense in the period incurred and are not material.

The Company has lease agreements with lease and non-lease components, which we account for separately. For certain equipment leases, we apply a portfolio approach to efficiently account for the operating lease ROU assets and lease liabilities. We also elected the short-term lease exemption and do not recognize leases with terms less than one year on the balance sheet. The related short-term lease expense is not material.

Our leases have remaining lease terms of one year to 13 years, some of which include options to extend the leases for up to five years, and some of which include options to terminate the leases within one year. We only account for such extensions or early terminations when it is reasonably certain we will exercise such options. Refer to Note 6 for further detail on leases.

The Company places certain of our capital equipment with customers on a loaned basis and at no charge in exchange for commitments to purchase related single-use products over time periods generally ranging from one to three years. Placed equipment is loaned and subject to return if minimum single-use purchases are not met. The Company accounts for these placements as operating leases but applies a practical expedient and does not separate the non-lease and lease components from the combined component. Accordingly, the Company accounts for the combined component as a single performance obligation with revenue recognized upon shipment of the related single-use products. The cost of the equipment is amortized over its estimated useful life which is generally five years.

Goodwill and other intangible assets

We have a history of growth through acquisitions. Assets and liabilities of acquired businesses are recorded at their estimated fair values as of the date of acquisition. Goodwill represents costs in excess of fair values assigned to the underlying net assets of acquired businesses. Factors that contribute to the recognition of goodwill include synergies expected to increase net sales and profits; acquisition of a talented workforce; cost savings opportunities; the strategic benefit of expanding our presence in core and adjacent markets; and diversifying our product portfolio. Customer and distributor relationships, trademarks, tradenames, developed technology, patents and other intangible assets primarily represent allocations of purchase price to identifiable intangible assets of acquired businesses. Sales representation, marketing and promotional rights represent intangible assets created under our agreement with Musculoskeletal Transplant Foundation ("MTF").

Goodwill and intangible assets deemed to have indefinite lives are not amortized, but are subject to at least annual impairment testing. It is our policy to perform our annual impairment testing in the fourth quarter. The identification and measurement of goodwill impairment involves the estimation of the fair value of our business. Estimates of fair value are based on the best information available as of the date of the assessment. We completed our goodwill impairment testing of our single reporting unit during the fourth quarter of 2023. We performed our impairment test utilizing the market capitalization approach to determine whether the fair value of a reporting unit is less than its carrying amount. Based upon our assessment, the fair value of our reporting unit continues to exceed carrying value.

Intangible assets with a finite life are amortized over the estimated useful life of the asset and are evaluated each reporting period to determine whether events and circumstances warrant a revision to the remaining period of amortization. Intangible assets subject to amortization are reviewed for impairment whenever events or changes in circumstances indicate that its carrying amount may not be recoverable. The carrying amount of an intangible asset subject to amortization is not recoverable if it exceeds the sum of the undiscounted cash flows expected to result from the use of the asset. An impairment loss is recognized by reducing the carrying amount of the intangible asset to its current fair value.

For all other indefinite-lived intangible assets, we perform a qualitative impairment test. Based upon this assessment, we have determined that our indefinite-lived intangible assets are not impaired.

Other long-lived assets

We review other long-lived assets consisting of property, plant and equipment and field inventory for impairment whenever events or circumstances indicate that such carrying amounts may not be recoverable. If the sum of the expected future undiscounted cash flows is less than the carrying amount of the asset, an impairment loss is recognized by reducing the recorded value to its current fair value.

The Company maintains field inventory consisting of capital equipment for customer demonstration and evaluation purposes. Field inventory is generally not sold to customers but rather continues to be used over its useful life for demonstration, evaluation and loaner purposes. An annual wear and tear provision has been recorded on field inventory. The net book value of such equipment at December 31, 2023 and 2022 is \$43.4 million and \$41.3 million, respectively.

Contingent consideration

Certain acquisitions involve potential payments of future consideration that is contingent upon the acquired businesses reaching certain performance milestones. The Company records contingent consideration at fair value at the date of acquisition based on the consideration expected to be transferred, estimated as the probability-weighted future cash flows, discounted back to present value. The fair value of contingent consideration is measured using projected payment dates, discount rates, revenue volatilities and projected revenues. Projected revenues are based on the Company's most recent internal operational budgets and long-range strategic plans. The discount rate used is determined at the time of measurement in accordance with accepted valuation methodologies. Changes in projected revenues, revenue volatilities, discount rates, and projected payment dates may result in adjustments to the fair value measurements. Contingent consideration is remeasured each reporting period using Level 3 inputs, and the change in fair value, including accretion for the passage of time, is recognized as income or expense within selling and administrative expense in the consolidated statements of comprehensive income (loss). Contingent consideration payments made soon after the acquisition date are classified as investing activities in the consolidated statements of cash flows. Contingent consideration payments not made soon after the acquisition date that are related to the acquisition date fair value are reported as financing activities in the consolidated statements of cash flows, and amounts paid in excess of the original acquisition date fair value are reported as operating activities in the consolidated statements of cash flows.

Translation of foreign currency financial statements

Assets and liabilities of foreign subsidiaries have been translated into United States dollars at the applicable rates of exchange in effect at the end of the period reported. Revenues and expenses have been translated at the applicable weighted average rates of exchange in effect during the period reported. Translation adjustments are reflected in accumulated other comprehensive loss. Transaction gains and losses are included in net income (loss).

Foreign exchange and hedging activity

We manage our foreign currency transaction risks through the use of forward contracts to hedge forecasted cash flows associated with foreign currency transaction exposures. We account for these forward contracts as cash flow hedges. To the extent these forward contracts meet hedge accounting criteria, changes in their fair value are not included in current earnings but are included in accumulated other comprehensive loss. These changes in fair value will be reclassified into earnings as a component of sales or cost of sales when the forecasted transaction occurs. These cash flows are recorded in operating activities in the consolidated statements of cash flows.

We also enter into forward contracts to exchange foreign currencies for United States dollars in order to hedge our currency transaction exposures on intercompany receivables denominated in foreign currencies. These forward contracts settle each month at month-end, at which time we enter into new forward contracts. We have not designated these forward contracts as hedges and have not applied hedge accounting to them. We record these forward contracts at fair value with resulting gains and losses included in selling and administrative expense in the consolidated statements of comprehensive income (loss).

Income taxes

Deferred income tax assets and liabilities are based on the difference between the financial statement and tax basis of assets and liabilities and operating loss and tax credit carryforwards as measured by the enacted tax rates that are anticipated to be in effect in the respective jurisdictions when these differences reverse. The deferred income tax provision generally represents the net change in the assets and liabilities for deferred income taxes. A valuation allowance is established when it is necessary to reduce deferred income tax assets to amounts for which realization is likely. In assessing the need for a valuation

allowance, we estimate future taxable income, considering the feasibility of ongoing tax planning strategies and the realizability of tax loss carryforwards following tax law ordering rules. Valuation allowances related to deferred tax assets may be impacted by changes to tax laws, changes to statutory tax rates, reversal of temporary differences and ongoing and future taxable income levels.

Deferred income taxes are not provided on the unremitted earnings of certain subsidiaries outside of the United States earned after December 31, 2017 as it is expected that these earnings are permanently reinvested. Such earnings may become taxable upon a repatriation of assets from a subsidiary or the sale or liquidation of a subsidiary. Deferred income taxes are provided when the Company no longer considers subsidiary earnings to be permanently invested, such as in situations where the Company's subsidiaries plan to make future dividend distributions.

Revenue recognition

The Company recognizes revenue when we have satisfied a performance obligation by transferring a promised good or service (that is an asset) to a customer. An asset is transferred when the customer obtains control of that asset. The following policies apply to our major categories of revenue transactions:

- Revenue is recognized when product is shipped at which point the performance obligation is satisfied and the customer obtains control of the product.
- We place certain of our capital equipment with customers on a loaned basis and at no charge in exchange for commitments to purchase related single-use products over time periods generally ranging from one to three years. In these circumstances, no revenue is recognized upon capital equipment shipment as the equipment is loaned and subject to return if certain minimum single-use purchases are not met. Revenue is recognized upon the sale and shipment of the related single-use products. The cost of the equipment is amortized over its estimated useful life which is generally five years.
- We recognize revenues in accordance with the terms of our agreement with MTF on a net basis as our role is that of an agent earning a commission or fee. MTF is responsible for the sourcing, processing and distribution of allograft tissue for sports medicine procedures while the Company represents, markets and promotes MTF's sports medicine allograft tissues to customers. The Company is paid a fee by MTF which is calculated as a percentage of the net amounts invoiced by MTF to customers for sports medicine allograft tissues. The Company accounts for the services provided to MTF as a series of distinct performance obligations and each service is recognized over time as MTF simultaneously receives and consumes the benefit.
- Product returns are only accepted at the discretion of the Company and in accordance with our "Returned Goods Policy". Historically, the level of product returns has not been significant. We accrue for sales returns, rebates and allowances based upon an analysis of historical customer returns and credits, rebates, discounts and current market conditions.
- Our terms of sale to customers generally do not include any obligations to perform future services. Limited warranties are provided for capital equipment sales and provisions for warranty are provided at the time of product sale based upon an analysis of historical data.
- Amounts billed to customers related to shipping and handling have been included in net sales. Shipping and handling costs included in selling and administrative expense were \$26.3 million, \$21.7 million and \$17.0 million for 2023, 2022 and 2021, respectively.
- We sell to a diversified base of customers around the world and, therefore, believe there is no material concentration of credit risk.
- We assess the risk of loss on accounts receivable and adjust the allowance for doubtful accounts based on this risk assessment. We do so by applying historical loss rates to our accounts receivable aging schedule to estimate expected credit losses. We further adjusted expected credit losses for specifically identified and forecasted credit losses. Historically, losses on accounts receivable have not been material. Management believes that the allowance for doubtful accounts is adequate to provide for probable losses resulting from accounts receivable.

- We sell extended warranties to customers that are typically for a period of one to three years. The related revenue is recorded as a contract liability and recognized over the life of the contract on a straight-line basis, which is reflective of our obligation to stand ready to provide repair services.

Please refer to Note 11 for further detail on revenue.

Earnings (loss) per share

Basic earnings (loss) per share ("basic EPS") is computed by dividing net income (loss) by the weighted average number of common shares outstanding for the reporting period. Diluted earnings (loss) per share ("diluted EPS") gives effect to all dilutive potential shares. As the Company was in a net loss position for the year ended December 31, 2022, there were no dilutive potential shares included in the computation of diluted shares outstanding. The following table sets forth the computation of basic and diluted earnings (loss) per share at December 31, 2023, 2022 and 2021, respectively:

	<u>2023</u>	<u>2022</u>	<u>2021</u>
Net income (loss)	\$ 64,459	\$ (80,582)	\$ 62,542
Basic-weighted average shares outstanding	30,668	30,040	29,162
Stock Compensation	727	—	1,275
Warrants	11	—	506
Convertible notes	142	—	1,273
Diluted-weighted average shares outstanding	<u>31,548</u>	<u>30,040</u>	<u>32,216</u>
Net income (loss) (per share)			
Basic	\$ 2.10	\$ (2.68)	\$ 2.14
Diluted	2.04	(2.68)	1.94

The shares used in the calculation of diluted EPS exclude stock options to purchase shares and stock appreciation rights where the exercise price was greater than the average market price of common shares for the year and the effect of the inclusion would be anti-dilutive. Such shares aggregated approximately 1.7 million and 0.6 million at December 31, 2023 and 2021, respectively. As the Company was in a net loss position for the year ended December 31, 2022, there were no anti-dilutive shares.

The 2.625% convertible notes due in 2024 (the "2.625% Notes") and 2.250% convertible notes due in 2027 (the "2.250% Notes"), more fully described in Note 8, are convertible under certain circumstances, as defined in the respective indentures for each series of notes, into a combination of cash and CONMED common stock. The following is intended to describe the impact of the 2.625% Notes and 2.250% Notes and related hedge transactions on the calculation of diluted EPS. Additional shares to be issued pursuant to the terms of the Notes and related hedge transactions, if any, would occur at settlement.

Effective with our adoption of Accounting Standard Update ("ASU") 2020-06, Debt—Debt with Conversion and Other Options (Subtopic 470-20) and Derivatives and Hedging—Contracts in Entity's Own Equity (Subtopic 815-40): Accounting for Convertible Instruments and Contracts in an Entity's Own Equity ("ASU 2020-06") on January 1, 2022 (see Note 2), the Company began using the if-converted method to compute diluted EPS. Under the if-converted method, in the calculation of diluted EPS, the numerator is adjusted for interest expense applicable to the convertible notes (net of tax) and the denominator is adjusted to include additional common shares assuming the principal portion of the notes and the conversion premium are settled in common shares, when permitted or required. Under the if-converted method, when convertible notes require the principal to be paid in cash, then only the conversion premium affects the calculation of diluted EPS.

On June 6, 2022, the Company repurchased and extinguished \$275.0 million principal value of 2.625% Notes as further discussed in Note 8. Concurrently, the Company entered into a Supplemental Indenture related to the remaining

\$70.0 million in 2.625% Notes, pursuant to which the Company irrevocably elected to settle the principal value of the 2.625% Notes in cash. Similarly, the 2.250% Notes, issued on June 6, 2022, require the principal to be paid in cash. As a result, in periods in which the Company has net income, only the conversion premium will affect the dilutive share count. Accordingly, for periods prior to adoption of ASU 2020-06 on January 1, 2022 and after June 6, 2022, in periods in which the Company has net income, the calculation of diluted EPS includes potential diluted shares upon conversion of the 2.625% Notes and the 2.250% Notes, only when the average market price per share of our common stock for the period is greater than the conversion price and only for the conversion premium, with the principal portion required to be settled in cash.

We have entered into convertible note hedge transactions to increase the effective conversion price of the 2.625% Notes from \$88.80 to \$114.92. However, our convertible notes hedges are not included when calculating potential dilutive shares since their effect is always anti-dilutive. Concurrent with entering into the hedge transactions, we entered into warrant transactions under which we agreed to sell shares of our common stock at \$114.92. In periods in which the company has net income, the calculation of diluted EPS includes potential diluted shares to be issued under the warrants when the average market price per share of our common stock for the period is greater than \$114.92, calculated under the treasury stock method.

On June 6, 2022, we entered into convertible notes hedge transactions to increase the effective conversion price of the 2.250% Notes from \$145.33 to \$251.53. However, our convertible notes hedges are not included when calculating potential dilutive shares since their effect is always anti-dilutive. Concurrent with entering into the hedge transactions, we entered into warrant transactions under which we agreed to sell shares of our common stock at \$251.53. In periods in which the Company has net income, the calculation of diluted EPS includes potential diluted shares to be issued under the warrants when the average market price per share of our common stock for the period is greater than \$251.53, calculated under the treasury stock method.

Stock-based compensation

All share-based payments to employees, including grants of employee stock options, restricted stock units, performance share units and stock appreciation rights are recognized in the financial statements at their fair values. Compensation expense is generally recognized using a straight-line method over the vesting period. Compensation expense for performance share units is recognized using the graded vesting method.

We issue shares under our stock based compensation plans out of treasury stock whereby treasury stock is reduced by the weighted average cost of such treasury stock. To the extent there is a difference between the cost of the treasury stock and the exercise price of shares issued under stock based compensation plans, we record gains to paid in capital; losses are recorded to paid in capital to the extent any gain was previously recorded, otherwise the loss is recorded to retained earnings.

Accumulated other comprehensive loss

Accumulated other comprehensive loss consists of the following:

	<u>Cash Flow Hedging Gain (Loss)</u>	<u>Pension Liability</u>	<u>Foreign Currency Translation Adjustments</u>	<u>Accumulated Other Comprehensive Loss</u>
Balance, December 31, 2020	\$ (5,945)	\$ (36,620)	\$ (21,116)	\$ (63,681)
Other comprehensive income (loss) before reclassifications, net of tax	6,560	4,426	(7,072)	3,914
Amounts reclassified from accumulated other comprehensive income (loss) before tax ^(a)	4,010	3,327	—	7,337
Income tax	(969)	(804)	—	(1,773)
Net current-period other comprehensive income (loss)	9,601	6,949	(7,072)	9,478
Balance, December 31, 2021	\$ 3,656	\$ (29,671)	\$ (28,188)	\$ (54,203)
Other comprehensive income (loss) before reclassifications, net of tax	10,981	3,961	(8,418)	6,524
Amounts reclassified from accumulated other comprehensive income (loss) before tax ^(a)	(16,024)	2,589	—	(13,435)
Income tax	3,884	(628)	—	3,256
Net current-period other comprehensive income (loss)	(1,159)	5,922	(8,418)	(3,655)
Balance, December 31, 2022	\$ 2,497	\$ (23,749)	\$ (36,606)	\$ (57,858)
Other comprehensive income (loss) before reclassifications, net of tax	4,158	3,370	5,085	12,613
Amounts reclassified from accumulated other comprehensive income (loss) before tax ^(a)	(8,630)	2,129	—	(6,501)
Income tax	2,092	(516)	—	1,576
Net current-period other comprehensive income (loss)	(2,380)	4,983	5,085	7,688
Balance, December 31, 2023	\$ 117	\$ (18,766)	\$ (31,521)	\$ (50,170)

(a) The cash flow hedging gain (loss) and pension liability accumulated other comprehensive income (loss) components are included in sales or cost of sales and as a component of net periodic pension cost, respectively. Refer to Note 16 and Note 13, respectively, for further details.

Note 2 - New Accounting Pronouncements

Recently Adopted Accounting Standards

In August 2020, the Financial Accounting Standards Board ("FASB") issued Accounting Standard Update ("ASU") 2020-06, Debt—Debt with Conversion and Other Options (Subtopic 470-20) and Derivatives and Hedging—Contracts in Entity's Own Equity (Subtopic 815-40): Accounting for Convertible Instruments and Contracts in an Entity's Own Equity ("ASU 2020-06"), which simplifies the accounting for convertible instruments by removing certain separation models requiring separate accounting for embedded conversion features which will result in more convertible debt instruments accounted for as a single liability. The ASU eliminates certain settlement conditions that are required for equity classification to qualify for the derivative scope exception. The ASU addresses how convertible instruments are accounted for in the calculation of diluted

earnings per share by using the if-converted method. The Company adopted this standard on January 1, 2022 using the modified retrospective method.

Recently Issued Accounting Standards, Not Yet Adopted

In December 2023, the FASB issued ASU 2023-09 - Income Taxes (Topic 740): Improvements to Income Tax Disclosures. The standard requires disaggregated information about a reporting entity's effective tax rate reconciliation in specified categories as well as information on income taxes paid. This ASU is effective for annual periods beginning after December 15, 2024 and early adoption is permitted. This ASU should be applied on a prospective basis with retrospective application permitted. We expect this ASU to only impact our disclosures with no impact to the consolidated financial statements.

In November 2023, the FASB issued ASU 2023-07 - Segment Reporting (Topic 280): Improvements to Reportable Segment Disclosures, which requires public entities to disclose significant segment expenses and other segment items on an annual and interim basis, and provide in interim periods all disclosures about a reportable segment's profit or loss and assets that are currently required annually. The ASU does not change how a public entity identifies its operating segments, aggregates them or applies the quantitative threshold to determine its reportable segments. The new disclosure requirements are also applicable to entities that account and report as a single operating segment entity. This ASU is effective for fiscal years beginning after December 15, 2023 and interim periods within fiscal years beginning after December 15, 2024. Early adoption is permitted and the guidance is to be applied retrospectively to all prior periods presented. We expect this ASU to only impact our disclosures with no impact to the consolidated financial statements.

In March 2020, the FASB issued ASU 2020-04, Reference Rate Reform (Topic 848): Facilitation of the Effects of Reference Rate Reform on Financial Reporting, which provides optional guidance if certain criteria are met for entities that have contracts, hedging relationships, and other transactions that reference LIBOR or other reference rates expected to be discontinued as a result of reference rate reform. This ASU was effective as of March 12, 2020 through December 31, 2022 and was extended through December 31, 2024 by ASU 2022-06, Reference Rate Reform (Topic 848): Deferral of the Sunset Date of Topic 848. The Company has not adopted these ASUs as of December 31, 2023. Our seventh amended and restated senior credit agreement includes language to address the change from LIBOR to SOFR, an alternative base rate, therefore we do not believe reference rate reform will have a significant impact on our consolidated financial statements.

Note 3 – Business Acquisitions

On June 13, 2022, we acquired In2Bones Global, Inc. ("In2Bones") and all of its stock (the "In2Bones Acquisition") for an aggregate upfront payment of \$145.2 million in cash. In addition, there are potential earn-out payments to In2Bones' equity holders in an amount up to \$110.0 million based on the achievement of certain revenue targets for In2Bones products during the sixteen (16) successive quarters commencing on July 1, 2022. In2Bones was a global developer, manufacturer and distributor of medical devices for the treatment of disorders and injuries of the lower (foot and ankle) extremities. The In2Bones Acquisition was funded through a combination of cash on hand and long-term borrowings as further described in Note 8. Proforma information for In2Bones is immaterial for disclosure for the years ended December 31, 2023 and 2022. Purchase accounting has been completed for the In2Bones Acquisition.

On August 9, 2022, we acquired Biorez, Inc. ("Biorez") and all of its stock (the "Biorez Acquisition") for an aggregate upfront payment of \$85.5 million in cash. We paid \$84.2 million as of December 31, 2023, with a \$1.3 million holdback, pursuant to the merger agreement for the Biorez Acquisition. In addition, there are potential earn-out payments to Biorez' equity holders in an amount up to \$165.0 million based on the achievement of certain revenue targets for Biorez products during the sixteen (16) successive quarters commencing on October 1, 2022. Biorez was a medical device start-up focused on advancing the healing of soft tissue using its proprietary BioBrace[®] implant technology. The Biorez Acquisition was funded through a combination of cash on hand and long-term borrowings. Proforma information for Biorez is immaterial for disclosure for the years ended December 31, 2023 and 2022. Purchase accounting has been completed for the Biorez Acquisition.

We incurred costs for the amortization of inventory step-up to fair value of \$8.6 million and \$4.5 million during the years ended December 31, 2023 and 2022, respectively, related to the In2Bones acquisition, which are included in cost of sales. Inventory step-up to fair value for the In2Bones acquisition is fully amortized as of December 31, 2023. During 2023, we recognized \$0.8 million in integration costs and professional fees related to the In2Bones and Biorez acquisitions that were included in selling and administrative expense. During 2022, we recognized \$10.1 million in consulting fees, legal fees and other integration related costs associated with the acquisitions of In2Bones and Biorez, which were included in selling and administrative expense.

Note 4 - Inventories

Inventories consist of the following at December 31:

	<u>2023</u>	<u>2022</u>
Raw materials	\$ 107,262	\$ 110,677
Work in process	29,463	26,166
Finished goods	181,599	195,477
	<u>\$ 318,324</u>	<u>\$ 332,320</u>

Note 5 - Property, Plant and Equipment

Property, plant and equipment consist of the following at December 31:

	<u>2023</u>	<u>2022</u>
Land	\$ 4,027	\$ 4,027
Building and improvements	100,299	97,214
Machinery and equipment	283,470	269,745
Construction in progress	25,088	22,161
	<u>412,884</u>	<u>393,147</u>
Less: Accumulated depreciation	(292,162)	(277,536)
	<u>\$ 120,722</u>	<u>\$ 115,611</u>

Internal-use software, included in gross machinery and equipment at December 31, 2023 and 2022 was \$50.0 million and \$49.4 million, respectively, with related accumulated depreciation of \$47.1 million and \$45.7 million, respectively. Internal use software depreciation expense was \$1.7 million, \$2.1 million and \$3.3 million for the years ended December 31, 2023, 2022 and 2021, respectively.

Note 6 - Leases

Lease costs for the years ended December 31, consist of the following:

	<u>2023</u>	<u>2022</u>	<u>2021</u>
Operating lease cost:			
Straight-line lease cost	\$ 8,118	\$ 7,685	\$ 7,720
Total operating lease cost	8,118	7,685	7,720
Finance lease cost:			
Depreciation	344	396	389
Interest on lease liabilities	55	17	30
Total finance lease cost	399	413	419
Total lease cost	<u>\$ 8,517</u>	<u>\$ 8,098</u>	<u>\$ 8,139</u>

Supplemental balance sheet information related to leases as of December 31, is as follows:

	2023	2022
Operating leases		
Other assets	\$ 16,606	\$ 17,710
Other current liabilities	\$ 7,509	\$ 6,919
Other long-term liabilities	9,897	11,759
Total operating lease liabilities	\$ 17,406	\$ 18,678
Finance leases		
Property, plant and equipment, gross	\$ 3,901	\$ 1,924
Accumulated depreciation	(1,304)	(1,510)
Property, plant and equipment, net	\$ 2,597	\$ 414
Current portion of long-term debt	\$ 708	\$ 178
Long-term debt	1,657	52
Total finance lease liabilities	\$ 2,365	\$ 230
Weighted average remaining lease term (in years)		
Operating leases	4.93 years	5.17 years
Finance leases	3.76 years	1.92 years
Weighted average discount rate		
Operating leases	5.56 %	5.39 %
Finance leases	4.79 %	4.54 %

Supplemental cash flow information related to leases for the years ended December 31, was as follows:

	2023	2022	2021
Cash paid for amounts included in the measurement of lease liabilities:			
Operating cash flows from operating leases	\$ 8,178	\$ 7,383	\$ 7,791
Financing cash flows from finance leases	436	313	287
Right-of-use assets obtained in exchange for lease obligations:			
Operating leases	5,864	5,167	4,704
Finance leases	2,523	—	305

Maturities of lease liabilities as of December 31, 2023 are as follows:

	<u>Finance Lease</u>	<u>Operating Lease</u>
2024	\$ 708	\$ 7,509
2025	682	4,329
2026	680	2,313
2027	436	1,722
2028	79	973
Thereafter	—	4,221
Total lease payments	<u>2,585</u>	<u>21,067</u>
Less imputed interest	<u>(220)</u>	<u>(3,661)</u>
Total lease liabilities	<u>\$ 2,365</u>	<u>\$ 17,406</u>

As of December 31, 2023, we have not entered into any operating or finance leases that have not yet commenced.

Note 7 – Goodwill and Other Intangible Assets

The changes in the net carrying amount of goodwill for the years ended December 31, are as follows:

	<u>2023</u>	<u>2022</u>
Balance as of January 1,	\$ 815,429	\$ 617,528
Goodwill resulting from business combinations	—	199,162
Foreign currency translation and other adjustments	<u>(8,585)</u>	<u>(1,261)</u>
Balance as of December 31,	<u>\$ 806,844</u>	<u>\$ 815,429</u>

During 2022, the Company acquired In2Bones Global, Inc. and Biorez, Inc. as further described in Note 3. Goodwill resulting from the In2Bones Acquisition amounted to \$138.5 million and acquired intangible assets including distributor relationships and developed technology amounted to \$64.9 million. Goodwill resulting from the Biorez Acquisition amounted to \$51.6 million and acquired intangible assets including developed technology and trademarks and tradenames amounted to \$177.9 million. The 2023 change in goodwill includes an immaterial correction of \$9.0 million to record deferred tax assets associated with the deductibility of contingent consideration related to purchase accounting from 2022.

Total accumulated goodwill impairment losses aggregated \$107.0 million at December 31, 2023 and 2022, respectively.

Other intangible assets consist of the following:

	December 31, 2023			December 31, 2022	
	Weighted Average Amortization Period (Years)	Gross Carrying Amount	Accumulated Amortization	Gross Carrying Amount	Accumulated Amortization
Intangible assets with definite lives:	22				
Customer and distributor relationships	24	\$ 369,930	\$ (188,486)	\$ 369,854	\$ (170,870)
Sales representation, marketing and promotional rights	25	149,376	(72,000)	149,376	(66,000)
Patents and other intangible assets	16	82,594	(54,120)	79,838	(52,472)
Developed technology	18	320,204	(44,558)	320,204	(34,675)
Intangible assets with indefinite lives:					
Trademarks and tradenames		86,544	—	86,544	—
		<u>\$1,008,648</u>	<u>\$ (359,164)</u>	<u>\$1,005,816</u>	<u>\$ (324,017)</u>

Amortization expense related to intangible assets which are subject to amortization totaled \$35.2 million, \$33.7 million and \$33.3 million for the years ending December 31, 2023, 2022 and 2021, respectively, and is included as a reduction of revenue (for amortization related to our sales representation, marketing and promotional rights) and in selling and administrative expense (for all other intangible assets) in the consolidated statements of comprehensive income (loss).

The estimated amortization expense related to intangible assets at December 31, 2023 for each of the five succeeding years is as follows:

	Amortization included in expense	Amortization recorded as a reduction of revenue	Total
2024	\$ 28,755	\$ 6,000	\$ 34,755
2025	29,626	6,000	35,626
2026	29,360	6,000	35,360
2027	30,396	6,000	36,396
2028	33,528	6,000	39,528

Note 8 - Long Term Debt

Long-term debt consists of the following at December 31:

	2023	2022
Revolving line of credit	\$ 2,000	\$ 70,000
Term loan, net of deferred debt issuance costs of \$524 and \$729 in 2023 and 2022, respectively	114,064	133,858
2.625% convertible notes, net of deferred debt issuance costs of \$432 in 2022	70,000	69,568
2.250% convertible notes, net of deferred debt issuance costs of \$14,581 and \$18,834 in 2023 and 2022, respectively	785,419	781,166
Finance leases	2,365	230
Total debt	973,848	1,054,822
Less: Current portion	708	69,746
Total long-term debt	\$ 973,140	\$ 985,076

Seventh Amended and Restated Senior Credit Agreement

On July 16, 2021, we entered into a seventh amended and restated senior credit agreement consisting of: (a) a \$233.5 million term loan facility and (b) a \$585.0 million revolving credit facility. The revolving credit facility will terminate and the loans outstanding under the term loan facility will expire on July 16, 2026. The term loan was payable in quarterly installments increasing over the term of the facility. During 2022, we made a \$90.0 million prepayment on the term loan facility resulting in the elimination of such quarterly payments with the remaining balance due upon the expiration of the term loan facility. The \$90.0 million prepayment was accounted for as an extinguishment and resulted in a write-off to other expense of unamortized debt issuance costs of \$0.5 million. Proceeds from the term loan facility and borrowings under the revolving credit facility were used to repay the then existing senior credit agreement. During 2021, we recorded \$1.1 million to other expense related to the loss on the early extinguishment and third-party fees associated with the seventh amended and restated credit agreement. Interest rates are at the Term Secured Overnight Financing Rate plus 0.114% ("Adjusted Term SOFR") (5.489% at December 31, 2023) plus an interest rate margin of 1.125% (6.614% at December 31, 2023). For borrowings where we elect to use the alternate base rate, the initial base rate is the greatest of (i) the Prime Rate, (ii) the Federal Funds Rate plus 0.50% or (iii) the one-month Adjusted Term SOFR plus 1.00%, plus, in each case, an interest rate margin.

There were \$114.6 million in borrowings outstanding on the term loan facility as of December 31, 2023. There were \$2.0 million in borrowings outstanding under the revolving credit facility as of December 31, 2023. Our available borrowings on the revolving credit facility at December 31, 2023 were \$581.4 million with approximately \$1.6 million of the facility set aside for outstanding letters of credit. The carrying amounts of the term loan and revolving credit facility approximate fair value.

The seventh amended and restated senior credit agreement is collateralized by substantially all of our personal property and assets. The seventh amended and restated senior credit agreement contains covenants and restrictions which, among other things, require the maintenance of certain financial ratios and restrict dividend payments and the incurrence of certain indebtedness and other activities, including acquisitions and dispositions. We were in full compliance with these covenants and restrictions as of December 31, 2023. We are also required, under certain circumstances, to make mandatory prepayments from net cash proceeds from any issuance of equity and asset sales.

2.625% Convertible Notes

On January 29, 2019, we issued \$345.0 million aggregate principal amount of 2.625% convertible notes due in 2024. Interest was payable semi-annually in arrears on February 1 and August 1 of each year, commencing August 1, 2019. The 2.625% Notes were scheduled to mature on February 1, 2024, unless earlier repurchased or converted. In February 2024, the Company repaid the \$70.0 million then outstanding of the 2.625% Notes through borrowings on our revolving credit facility. Accordingly, we have classified the 2.625% Notes as long-term obligations as of the December 31, 2023 balance sheet date in accordance with the repayment terms of the revolving credit facility with which we refinanced the obligation.

The 2.625% Notes represented subordinated unsecured obligations and were convertible under certain circumstances, as defined in the indenture, into a combination of cash and CONMED common stock. The 2.625% Notes were converted at an initial conversion rate of 11.2608 shares of our common stock per \$1,000 principal amount of 2.625% Notes (equivalent to an initial conversion price of approximately \$88.80 per share of common stock). Holders of the 2.625% Notes could have converted the 2.625% Notes at their option at any time on or after November 1, 2023 through the second scheduled trading day preceding the maturity date. Holders of the 2.625% Notes also had the right to convert the 2.625% Notes prior to November 1, 2023, but only upon the occurrence of specified events. The conversion rate was subject to anti-dilution adjustments if certain

events occurred. A portion of the net proceeds from the offering of the 2.625% Notes was used as part of the financing for the Buffalo Filter acquisition and \$21.0 million was used to pay the cost of certain convertible notes hedge transactions as further described below.

On June 6, 2022, the Company repurchased and extinguished \$275.0 million principal amount of the 2.625% Notes for aggregate consideration consisting of \$275.0 million in cash and approximately 0.9 million shares of the Company's common stock. During the year ended December 31, 2022, the Company recorded a loss on extinguishment of \$103.1 million to other expense based on the fair value of the shares of the Company's common stock issued in connection with the extinguishment. This loss was not deductible for tax purposes. We also recorded a write-off to other expense of unamortized debt issuance costs related to the 2.625% Notes of \$2.9 million. Concurrently, the Company entered into a Supplemental Indenture related to the remaining \$70.0 million in 2.625% Notes, in which the Company irrevocably elected to settle the principal value of those 2.625% Notes in cash.

Our effective borrowing rate for nonconvertible debt at the time of issuance of the 2.625% Notes was estimated to be 6.14%, which resulted in \$51.6 million of the \$345.0 million aggregate principal amount of 2.625% Notes issued, or \$39.1 million after taxes, being attributable to equity. For the year ended December 31, 2021, we have recorded interest expense related to the amortization of debt discount on the 2.625% Notes of \$10.2 million at the effective interest rate of 6.14%. On January 1, 2022, we adopted ASU 2020-06 using the modified retrospective approach as further described in Note 2. This ASU eliminated the equity component separately recorded for the conversion features associated with the convertible notes and related debt discount. For the years ended December 31, 2023, 2022 and 2021, we recorded interest expense on the 2.625% Notes of \$1.8 million, \$4.8 million and \$9.1 million, respectively, at the contractual coupon rate of 2.625%.

The estimated fair value of the 2.625% Notes was approximately \$86.1 million as of December 31, 2023 based on a market approach which represents a Level 2 valuation in the fair value hierarchy. The estimated fair value was determined based on the estimated or actual bids and offers of the 2.625% Notes in an over-the-counter market transaction on the last business day of the period.

2.250% Convertible Notes

On June 6, 2022, we issued \$800.0 million aggregate principal amount of 2.250% Notes. Interest is payable semi-annually in arrears on June 15 and December 15 of each year, commencing December 15, 2022. The 2.250% Notes will mature on June 15, 2027, unless earlier repurchased or converted. The 2.250% Notes represent subordinated unsecured obligations and are convertible under certain circumstances, as defined in the indenture, into a combination of cash and CONMED common stock, with the principal required to be paid in cash. The 2.250% Notes may be converted at an initial conversion rate of 6.8810 shares of our common stock per \$1,000 principal amount of the 2.250% Notes (equivalent to an initial conversion price of approximately \$145.33 per share of common stock). Holders of the 2.250% Notes may convert the 2.250% Notes at their option at any time on or after March 15, 2027 through the second scheduled trading day preceding the maturity date. Holders of the 2.250% Notes will also have the right to convert the 2.250% Notes prior to March 15, 2027, but only upon the occurrence of specified events. The conversion rate is subject to anti-dilution adjustments if certain events occur. A portion of these proceeds were used to repurchase and extinguish a portion of the 2.625% Notes, pay off our then outstanding balance on our revolving line of credit, pay down \$90.0 million of our term loan and partially pay for the In2Bones Acquisition. In addition, approximately \$115.6 million of the proceeds were used to pay the cost of certain convertible notes hedge transactions related to the 2.250% Notes.

For the year ended December 31, 2023 and 2022, we have recorded interest expense on the 2.250% Notes of \$18.0 million and \$10.3 million, respectively, at the contractual coupon rate of 2.250%.

The estimated fair value of the 2.250% Notes was approximately \$802.4 million as of December 31, 2023 based on a market approach which represents a Level 2 valuation in the fair value hierarchy. The estimated fair value was determined based on the estimated or actual bids and offers of the 2.250% Notes in an over-the-counter market transaction on the last business day of the year.

Convertible Notes Hedge Transactions

In connection with the offerings of the 2.625% and 2.250% Notes, we entered into convertible notes hedge transactions with a number of financial institutions (each, an "option counterparty"). The convertible notes hedge transactions cover, subject to anti-dilution adjustments substantially similar to those applicable to the respective Notes, the number of shares of our common stock underlying the 2.625% and 2.250% Notes. Concurrent with entering into the convertible notes hedge transactions, we also entered into separate warrant transactions with each option counterparty whereby we sold to such option counterparty warrants to purchase, subject to customary anti-dilution adjustments, the same number of shares of our common stock.

In connection with the repurchase and extinguishment of \$275.0 million principal amount of the 2.625% Notes, the Company entered into agreements with the option counterparties to terminate a corresponding portion of the hedges on the 2.625% Notes. The transactions had a net fair value due the Company on execution date of \$22.2 million which was recorded as

an adjustment to Paid-in Capital. The Company recorded a \$5.5 million charge to other expense as a result of a subsequent decline in fair value between execution date and settlement date with the Company receiving net cash of \$16.7 million. The termination of the convertible notes hedge resulted in the release of the related deferred tax asset. In connection with the issuance of 2.250% Notes, the Company purchased hedges for \$187.6 million (\$142.1 million net of tax) and received proceeds from the issuance of warrants totaling \$72.0 million, recorded to paid-in capital.

The convertible notes hedge transactions are expected generally to reduce the potential dilution upon conversion of the Notes and/or offset any cash payments we are required to make in excess of the principal amount of converted Notes, as the case may be, in the event that the market price per share of our common stock, as measured under the terms of the convertible notes hedge transactions, is greater than the strike price of the convertible notes hedge transactions, which initially corresponds to the conversion price of the Notes and is subject to anti-dilution adjustments substantially similar to those applicable to the conversion rate of the Notes. If, however, the market price per share of our common stock, as measured under the terms of the warrant transactions, exceeds the strike price (\$114.92 for the 2.625% Notes and \$251.53 for the 2.250% Notes) of the warrants, there would nevertheless be dilution to the extent that such market price exceeds the strike price of the warrants as noted in Note 1, unless we elect to settle the warrants in cash.

The scheduled maturities of long-term debt outstanding at December 31, 2023 are as follows:

2024	\$	—
2025		—
2026		186,588
2027		800,000
2028		—

The above amounts exclude deferred debt issuance costs and finance leases.

Note 9 - Income Taxes

The provision for income taxes for the years ended December 31, 2023, 2022 and 2021 consists of the following:

	<u>2023</u>	<u>2022</u>	<u>2021</u>
Current tax expense (benefit):			
Federal	\$ 2,066	\$ 98	\$ (97)
State	3,826	1,582	609
Foreign	9,777	14,082	7,046
	<u>15,669</u>	<u>15,762</u>	<u>7,558</u>
Deferred income tax expense (benefit):			
Federal	2,826	(4,096)	3,466
State	(893)	(1,636)	1,449
Foreign	(1,233)	(310)	(1,910)
	<u>700</u>	<u>(6,042)</u>	<u>3,005</u>
Provision for income taxes	<u>\$ 16,369</u>	<u>\$ 9,720</u>	<u>\$ 10,563</u>

A reconciliation between income taxes computed at the statutory federal rate and the provision for income taxes for the years ended December 31, 2023, 2022 and 2021 follows:

	<u>2023</u>	<u>2022</u>	<u>2021</u>
Tax provision at statutory rate based on income before income taxes	21.0 %	21.0 %	21.0 %
State income taxes, net of federal tax benefit	2.9	(1.4)	3.7
Foreign income taxes	2.8	(1.8)	3.1
Non-deductible/non-taxable items	2.0	(2.9)	0.8
US tax on worldwide earnings at different rates	(3.1)	(1.8)	(0.4)
Federal research credit	(3.0)	2.4	(2.3)
Contingent consideration	(1.8)	—	—
Valuation allowance	(0.5)	2.5	(2.2)
Stock-based compensation	—	1.5	(9.4)
Non-deductible premium on extinguishment and change in fair value of convertible notes	—	(32.2)	—
Other, net	—	(1.0)	0.1
	<u>20.3 %</u>	<u>(13.7)%</u>	<u>14.4 %</u>

The Company has elected to account for Global Intangible Low Tax Income ("GILTI") using the period cost method. The net impact of GILTI including the allowable GILTI deduction is presented in the rate reconciliation as a component of "US tax on worldwide earnings at different rates".

The tax effects of the significant temporary differences which comprise the deferred income tax assets and liabilities at December 31, 2023 and 2022 are as follows:

	<u>2023</u>	<u>2022</u>
Assets:		
Inventory	\$ 4,577	\$ 2,939
Net operating losses	2,809	12,721
Capitalized research and development	16,573	11,402
Deferred compensation	3,114	3,012
Accounts receivable	4,002	3,580
Compensation and benefits	18,234	8,723
Accrued pension	1,658	2,530
Research and development credit	13,090	16,785
Interest limitation	18,332	9,116
Convertible notes hedge	28,765	36,204
Lease liabilities	3,033	2,735
Other	6,290	4,134
Less: valuation allowances	—	(543)
	<u>120,477</u>	<u>113,338</u>
Liabilities:		
Goodwill and intangible assets	153,692	152,155
Depreciation	2,248	2,373
State taxes	9,732	11,733
Unremitted foreign earnings	1,557	1,573
Lease right-of-use assets	2,939	2,579
	<u>170,168</u>	<u>170,413</u>
Net liability	<u>\$ (49,691)</u>	<u>\$ (57,075)</u>

Income (loss) before income taxes consists of the following U.S. and foreign income (loss):

	<u>2023</u>	<u>2022</u>	<u>2021</u>
U.S. income (loss)	\$ 51,568	\$ (96,114)	\$ 45,260
Foreign income	29,260	25,252	27,845
Total income (loss)	<u>\$ 80,828</u>	<u>\$ (70,862)</u>	<u>\$ 73,105</u>

As of December 31, 2023, the amount of federal net operating loss carryforward was \$1.9 million and begins to expire in 2027. As of December 31, 2023, the amount of federal research credit carryforward available was \$13.1 million. These credits begin to expire in 2028.

We have accrued tax liabilities related to the amount of unremitted earnings at December 31, 2017 and certain subsequent unremitted earnings as these are not considered permanently reinvested. Deferred taxes have not been accrued on unremitted earnings subsequent to December 31, 2017 that are considered permanently reinvested. The amount of such untaxed foreign earnings for the periods occurring after December 2017 totaled \$26.9 million. If we were to repatriate these funds, we would be required to accrue and pay taxes on such amounts. The Company has estimated foreign withholding taxes of \$1.0 million would be due if these earnings were repatriated.

The Company is subject to taxation in the United States and various states and foreign jurisdictions. Taxing authority examinations can involve complex issues and may require an extended period of time to resolve. Our federal income tax returns have been examined by the Internal Revenue Service (“IRS”) for calendar years ending through 2019.

We recognize tax liabilities in accordance with the provisions for accounting for uncertainty in income taxes. Such guidance prescribes a recognition threshold and measurement attribute for the financial statement recognition and measurement of a tax position taken or expected to be taken in a tax return.

The following table summarizes the activity related to our unrecognized tax benefits for the years ending December 31,:

	2023	2022	2021
Balance as of January 1,	\$ 200	\$ 200	\$ 200
Increases for positions taken in prior periods	1,504	—	—
Decreases in unrecorded tax positions related to settlement with the taxing authorities	—	—	—
Decreases in unrecorded tax positions related to lapse of statute of limitations	—	—	—
Balance as of December 31,	<u>\$ 1,704</u>	<u>\$ 200</u>	<u>\$ 200</u>

If the total unrecognized tax benefits of \$1.7 million at December 31, 2023 were recognized, it would reduce our annual effective tax rate. The amount of interest accrued in 2021, 2022 and 2023 related to these unrecognized tax benefits was not material and is included in the provision for income taxes in the consolidated statements of comprehensive income (loss).

Note 10 - Shareholders’ Equity

On February 29, 2012, the Board of Directors adopted a cash dividend policy and declared an initial quarterly dividend of \$0.15 per share. On October 28, 2013, the Board of Directors increased the quarterly dividend to \$0.20 per share. The total dividend per share was \$0.80 for each of 2023, 2022 and 2021. The fourth quarter dividend for 2023 was paid on January 5, 2024 to shareholders of record as of December 18, 2023. The total dividend payable was \$6.2 million and \$6.1 million at December 31, 2023 and 2022, respectively, and is included in other current liabilities in the consolidated balance sheet.

Our shareholders have authorized 500,000 shares of preferred stock, par value \$0.01 per share, which may be issued in one or more series by the Board of Directors without further action by the shareholders. As of December 31, 2023 and 2022, no preferred stock had been issued.

Our Board of Directors has authorized a \$200.0 million share repurchase program. Through December 31, 2023, we have repurchased a total of 6.1 million shares of common stock aggregating \$162.6 million under this authorization and have \$37.4 million remaining available for share repurchases. The repurchase program calls for shares to be purchased in the open market or in private transactions from time to time. We may suspend or discontinue the share repurchase program at any time. During 2023, 2022, and 2021 we did not repurchase any shares.

We have reserved 6.3 million shares of common stock for issuance to employees and directors under two shareholder approved share-based compensation plans (the "Plans") of which approximately 2.4 million shares remain available for grant at December 31, 2023. The exercise price on all outstanding stock options and stock appreciation rights (“SARs”) is equal to the quoted fair market value of the stock at the date of grant. Restricted stock units (“RSUs”) are valued at the market value of the underlying stock on the date of grant. Performance stock units (“PSUs”) are valued using a Monte Carlo valuation model at the date of grant. Stock options, SARs and RSUs are generally non-transferable other than on death and generally become exercisable over a 4 to 5 year period from date of grant. PSUs are generally non-transferable other than on death and cliff vest after 3 years from date of grant. Stock options and SARs expire 10 years from date of grant. SARs are only settled in shares of the Company’s stock. The issuance of shares pursuant to the exercise of stock options and SARs and vesting of RSUs and PSUs are from the Company’s treasury stock.

Total pre-tax stock-based compensation expense recognized in the consolidated statements of comprehensive income (loss) was \$24.3 million, \$21.7 million and \$16.3 million for the years ended December 31, 2023, 2022 and 2021, respectively. These amounts are included in selling and administrative expense. Tax related benefits of \$4.0 million, \$3.8 million and \$3.9 million were also recognized for the years ended December 31, 2023, 2022 and 2021, respectively. Cash received from the exercise of stock options was \$16.2 million, \$8.9 million and \$19.6 million for the years ended December 31, 2023, 2022 and 2021, respectively, and is reflected in cash flows from financing activities in the consolidated statements of cash flows.

The Company uses the Black-Scholes option pricing model to estimate the fair value of stock options and SARs at the date of grant. Use of a valuation model requires management to make certain assumptions with respect to select model inputs. Expected volatilities are based upon historical volatility of the Company's stock over a period equal to the expected life of each stock option and SAR grant. The risk-free interest rate is based on the stock option and SAR grant date for a traded U.S. Treasury bond with a maturity date closest to the expected life. The expected annual dividend yield is based on the Company's anticipated cash dividend payouts. The expected life represents the period of time that the stock options and SARs are expected to be outstanding based on a study of historical data of option holder exercise and termination behavior. Forfeitures are recognized as incurred.

The following table illustrates the assumptions used in estimating fair value in the years ended December 31, 2023, 2022 and 2021:

	2023	2022	2021
Grant date fair value of stock options and SARs	\$ 40.18	\$ 49.88	\$ 42.47
Expected stock price volatility	41.84 %	38.45 %	39.27 %
Risk-free interest rate	4.14 %	1.68 %	0.81 %
Expected annual dividend yield	0.82 %	0.56 %	0.64 %
Expected life of options & SARs (years)	5.4	5.4	5.5

The following table illustrates the stock option and SAR activity for the year ended December 31, 2023:

	Number of Shares (in 000's)	Weighted- Average Exercise Price
Outstanding at December 31, 2022	3,701	\$ 92.98
Granted	564	\$ 97.77
Forfeited	(241)	\$ 118.06
Exercised	(260)	\$ 67.30
Outstanding at December 31, 2023	<u>3,764</u>	<u>\$ 93.82</u>
Exercisable at December 31, 2023	<u>2,097</u>	<u>\$ 77.53</u>
Stock options & SARs expected to vest	<u>1,667</u>	<u>\$ 114.32</u>

The weighted average remaining contractual term for SARs and stock options outstanding and exercisable at December 31, 2023 was 6.1 years and 4.7 years, respectively. The aggregate intrinsic value of SARs and stock options outstanding and exercisable at December 31, 2023 was \$87.2 million and \$74.3 million, respectively. The aggregate intrinsic value of stock options and SARs exercised during the years ended December 31, 2023, 2022 and 2021 was \$12.9 million, \$13.6 million and \$49.2 million, respectively.

The following table illustrates the RSU and PSU activity for the year ended December 31, 2023:

	Number of Shares (in 000's)	Weighted- Average Grant-Date Fair Value
Outstanding at December 31, 2022	46	\$ 117.91
Granted	53	\$ 127.59
Vested	(22)	\$ 108.69
Forfeited	(10)	\$ 113.87
Outstanding at December 31, 2023	67	\$ 129.32

The weighted average fair value of RSU and PSU awards granted in the years ended December 31, 2023, 2022 and 2021 was \$127.59, \$136.35 and \$129.94, respectively.

The total fair value of RSUs vested was \$2.4 million, \$2.6 million and \$2.2 million for the years ended December 31, 2023, 2022 and 2021, respectively.

As of December 31, 2023, there was \$54.6 million of total unrecognized compensation cost related to nonvested stock options, SARs, PSUs and RSUs granted under the Plans which is expected to be recognized over a weighted average period of 3.2 years.

We offer to our employees a shareholder-approved Employee Stock Purchase Plan (the "Employee Plan"), under which we reserved 1.0 million shares of common stock for issuance to our employees. The Employee Plan provides employees with the opportunity to invest from 1% to 10% of their annual salary to purchase shares of CONMED common stock at a purchase price equal to 95% of the fair market value of the common stock on the exercise date. During 2023, we issued approximately 19,005 shares of common stock under the Employee Plan. No stock-based compensation expense has been recognized in the accompanying consolidated financial statements as a result of common stock issuances under the Employee Plan.

Note 11 - Revenues

The following tables present revenue disaggregated by product line and timing of revenue recognition for the years ended December 31, 2023, 2022 and 2021:

	2023		
	Orthopedic Surgery	General Surgery	Total
Timing of Revenue Recognition			
Goods transferred at a point in time	\$ 494,002	\$ 704,041	\$ 1,198,043
Services transferred over time	39,156	7,545	46,701
Total sales from contracts with customers	\$ 533,158	\$ 711,586	\$ 1,244,744
	2022		
	Orthopedic Surgery	General Surgery	Total
Timing of Revenue Recognition			
Goods transferred at a point in time	\$ 422,648	\$ 577,625	\$ 1,000,273
Services transferred over time	38,880	6,319	45,199
Total sales from contracts with customers	\$ 461,528	\$ 583,944	\$ 1,045,472

	2021		
	Orthopedic Surgery	General Surgery	Total
Timing of Revenue Recognition			
Goods transferred at a point in time	\$ 398,963	\$ 567,244	\$ 966,207
Services transferred over time	39,461	4,967	44,428
Total sales from contracts with customers	\$ 438,424	\$ 572,211	\$ 1,010,635

Revenue disaggregated by primary geographic market where the products are sold is included in Note 12.

Contract liability balances related to the sale of extended warranties to customers are as follows:

	December 31, 2023	December 31, 2022
Contract Liability	\$ 17,962	\$ 19,114

Revenue recognized during years ended December 31, 2023, 2022 and 2021 from amounts included in contract liabilities at the beginning of the period were \$12.5 million, \$11.5 million and \$10.3 million, respectively. There were no material contract assets as of December 31, 2023 and December 31, 2022.

Note 12 - Business Segments and Geographic Areas

We are accounting and reporting for our business as a single operating segment entity engaged in the development, manufacturing and sale on a global basis of surgical devices and related equipment. Our chief operating decision maker (the CEO) evaluates the various global product portfolios on a net sales basis and evaluates profitability, investment, cash flow metrics and allocates resources on a consolidated worldwide basis due to shared infrastructure and resources. Our product lines consist of orthopedic surgery and general surgery. Orthopedic surgery consists of sports medicine and lower extremities instrumentation and implants, small bone, large bone and specialty powered surgical instruments as well as imaging systems for use in minimally invasive surgical procedures and fees related to sales representation, promotion and marketing of sports medicine allograft tissue. General surgery consists of a complete line of endo-mechanical instrumentation for minimally invasive laparoscopic and gastrointestinal procedures, smoke evacuation devices, a line of cardiac monitoring products as well as electrosurgical generators and related instruments. These product lines' net sales and primary geographic market where the products are sold, are as follows for the years ended December 31, 2023, 2022 and 2021:

	2023		
	Orthopedic Surgery	General Surgery	Total
Primary Geographic Markets			
United States	\$ 199,568	\$ 500,592	\$ 700,160
Europe, Middle East & Africa	127,637	98,616	226,253
Asia Pacific	123,043	74,358	197,401
Americas (excluding the United States)	82,910	38,020	120,930
Total sales from contracts with customers	\$ 533,158	\$ 711,586	\$ 1,244,744

	2022		
	Orthopedic Surgery	General Surgery	Total
Primary Geographic Markets			
United States	\$ 173,176	\$ 405,777	\$ 578,953
Europe, Middle East & Africa	113,649	84,288	197,937
Asia Pacific	103,353	59,124	162,477
Americas (excluding the United States)	71,350	34,755	106,105
Total sales from contracts with customers	\$ 461,528	\$ 583,944	\$ 1,045,472

	2021		
	Orthopedic Surgery	General Surgery	Total
Primary Geographic Markets			
United States	\$ 158,553	\$ 393,980	\$ 552,533
Europe, Middle East & Africa	108,457	81,238	189,695
Asia Pacific	107,590	63,628	171,218
Americas (excluding the United States)	63,824	33,365	97,189
Total sales from contracts with customers	<u>\$ 438,424</u>	<u>\$ 572,211</u>	<u>\$ 1,010,635</u>

Sales are attributed to countries based on the location of the customer. There were no significant investments in long-lived assets located outside the United States at December 31, 2023 and 2022. No single customer represented over 10% of our consolidated net sales for the years ended December 31, 2023, 2022 and 2021.

Note 13 - Employee Benefit Plans

We sponsor an employee savings plan (“401(k) plan”) covering substantially all of our United States based employees. We also sponsor a defined benefit pension plan (the “pension plan”) that was frozen in 2009. It covered substantially all our United States based employees at the time it was frozen.

Total employer contributions to the 401(k) plan were \$8.2 million, \$9.9 million and \$9.2 million during the years ended December 31, 2023, 2022 and 2021, respectively.

We use a December 31, measurement date for our pension plan. Cumulative gains and losses in excess of 10% of the greater of the benefit obligation or the market-related value of assets are amortized on a straight-line basis over the lesser of the expected average remaining life expectancy of the plan's participants or 11.13 and 11.38 years at December 31, 2023 and 2022, respectively. The limits of 11.13 and 11.38 years, respectively, are adjusted to reflect the percentage change in the average remaining service period for the plan's active membership.

The following table provides a reconciliation of the projected benefit obligation, plan assets and funded status of the pension plan at December 31:

	2023	2022
Accumulated benefit obligation	<u>\$ 70,588</u>	<u>\$ 71,203</u>
Change in benefit obligation		
Projected benefit obligation at beginning of year	\$ 71,203	\$ 95,508
Service cost	776	1,077
Interest cost	3,646	2,148
Actuarial gain	(806)	(23,607)
Benefits paid	(3,018)	(2,805)
Settlements	(1,213)	(1,118)
Projected benefit obligation at end of year	<u>\$ 70,588</u>	<u>\$ 71,203</u>
Change in plan assets		
Fair value of plan assets at beginning of year	\$ 62,356	\$ 79,404
Actual gain (loss) on plan assets	7,771	(13,125)
Benefits paid	(3,018)	(2,805)
Settlements	(1,213)	(1,118)
Fair value of plan assets at end of year	<u>\$ 65,896</u>	<u>\$ 62,356</u>
Funded status	<u>\$ (4,692)</u>	<u>\$ (8,847)</u>

The projected benefit obligation decreased \$0.6 million from December 31, 2022 to December 31, 2023. This reduction was mainly due to demographic changes and participants delaying benefit commencement, which decreased the obligation, offset by the decrease in the discount rate from 5.41% at December 31, 2022 to 5.15% at December 31, 2023, which increased the obligation.

Amounts recognized in the consolidated balance sheets consist of the following at December 31,:

	2023	2022
Other long-term liabilities	\$ (4,692)	\$ (8,847)
Accumulated other comprehensive loss	(24,770)	(31,346)

Accumulated other comprehensive loss for the years ended December 31, 2023 and 2022 consists of net actuarial losses not yet recognized in net periodic pension cost (before income taxes).

The following actuarial assumptions were used to determine our accumulated and projected benefit obligations as of December 31,:

	2023	2022
Discount rate	5.15 %	5.41 %

Other changes in plan assets and benefit obligations recognized in other comprehensive income (loss) in 2023 and 2022 are as follows:

	2023	2022
Current year actuarial loss	\$ 4,447	\$ 5,228
Amortization of actuarial loss	2,129	2,589
Total recognized in other comprehensive income (loss)	<u>\$ 6,576</u>	<u>\$ 7,817</u>

Net periodic pension cost for the years ended December 31, consists of the following:

	2023	2022	2021
Service cost	\$ 776	\$ 1,077	\$ 991
Interest cost on projected benefit obligation	3,646	2,148	1,803
Expected return on plan assets	(4,130)	(5,295)	(5,155)
Amortization of loss	2,129	2,589	3,327
Net periodic pension cost	<u>\$ 2,421</u>	<u>\$ 519</u>	<u>\$ 966</u>

Non-service pension cost/(benefit) was immaterial for the years ended 2023, 2022 and 2021.

The following actuarial assumptions were used to determine our net periodic pension benefit cost for the years ended December 31,:

	2023	2022	2021
Discount rate on benefit obligation	5.41 %	2.81 %	2.44 %
Effective rate for interest on benefit obligation	5.34 %	2.33 %	1.83 %
Expected return on plan assets	7.00 %	7.00 %	7.00 %

The Company's discount rate and mortality assumptions are the significant assumptions in determining the projected benefit obligation of the Company's pension plan.

The discount rate represents the interest rate used in estimating the present value of projected cash flows to settle the Company's pension obligations. The discount rate assumption is determined by management using a full yield curve approach, which involves applying the specific spot rates along the yield curve used in the determination of the benefit obligation that correlates to the relevant projected cash flows.

Mortality assumptions are based on published mortality studies developed primarily based on past experience of the broad population and modified for projected longevity trends. The mortality assumptions used for 2023 and 2022 are based on the Pri-2012 Mortality Tables using the MP-2021 mortality improvement scale.

In determining the expected return on pension plan assets, we consider the relative weighting of plan assets, the historical performance of total plan assets and individual asset classes and economic and other indicators of future performance.

Asset management objectives include maintaining an adequate level of diversification to reduce interest rate and market risk and providing adequate liquidity to meet immediate and future benefit payment requirements.

The allocation of plan assets by category is as follows at December 31,:

	Percentage of Pension Plan Assets		Target Allocation
	2023	2022	2024
Equity securities	72 %	72 %	75 %
Debt securities	28 %	28 %	25 %
Total	100 %	100 %	100 %

As of December 31, 2023, the pension plan held 27,562 shares of our common stock, which had a fair value of \$3.0 million. We believe that our long-term asset allocation on average will approximate the targeted allocation. We regularly review our actual asset allocation and periodically rebalance the pension plan's investments to our targeted allocation when deemed appropriate.

FASB guidance defines fair value and establishes a framework for measuring fair value and related disclosure requirements as described in Note 16. Following is a description of the valuation methodologies used for our pension assets. There have been no changes in the methodologies used at December 31, 2023 and 2022:

Common Stock:	Common stock is valued at the closing price reported on the common stock's respective stock exchange and is classified within level 1 of the valuation hierarchy.
Fixed Income Securities:	Valued at the closing price reported on the active market on which the individual securities are traded and are classified within level 1 of the valuation hierarchy.
Money Market Fund:	These investments are public investment vehicles valued using the Net Asset Value (NAV).
Mutual Funds:	These investments are public investment vehicles valued using the Net Asset Value (NAV) provided by the administrator of the fund. The NAV is based on the value of the underlying assets owned by the fund, minus its liabilities, and then divided by the number of shares outstanding.

The methods described above may produce a fair value calculation that may not be indicative of net realizable value or reflective of future fair values. Furthermore, while the pension plan believes its valuation methods are appropriate and consistent with other market participants, the use of different methodologies or assumptions to determine the fair value of certain financial instruments could result in a different fair value measurement at the reporting date.

The following table sets forth the value of the pension plan's assets as of December 31, 2023 and December 31, 2022:

	2023	2022
Investments measured at fair value:		
Level 1		
Common Stock	\$ 7,926	\$ 6,628
Fixed Income Securities	16,735	15,963
Total Investments measured at fair value	24,661	22,591
Investments measured at NAV:		
Money Market Fund	1,834	1,477
Mutual Funds	39,401	38,288
Total Investments measured at NAV	41,235	39,765
Total Investments	\$ 65,896	\$ 62,356

We do not expect to make any contributions to our pension plan for 2024.

The following table summarizes the benefits and settlements expected to be paid by our pension plan in each of the next five years and in aggregate for the following five years. The expected payments are estimated based on the same assumptions used to measure the Company's projected benefit obligation at December 31, 2023.

2024	\$5,213
2025	5,670
2026	5,740
2027	5,314
2028	5,224
2029-2033	24,730

Note 14 - Legal Matters and Contingencies

From time to time, the Company may receive an information request, subpoena or warrant from a government agency such as the Securities and Exchange Commission, Department of Justice, Equal Employment Opportunity Commission, the Occupational Safety and Health Administration, the United States Food and Drug Administration, the Department of Labor, the Treasury Department or other federal and state agencies or foreign governments or government agencies. These information requests, subpoenas or warrants may or may not be routine inquiries, or may begin as routine inquiries and over time develop into enforcement actions of various types. Likewise, if we receive reports of alleged misconduct from employees or third parties, we investigate as appropriate.

Manufacturers of medical devices have been the subject of various investigations and enforcement actions relating to interactions with health care providers domestically or internationally whereby companies are claimed to have provided health care providers with inappropriate incentives to purchase their products. Similarly, the Foreign Corrupt Practices Act ("FCPA") prohibits U.S. companies and their representatives from offering or making payments to foreign officials for the purpose of securing a business advantage; and in many countries, the healthcare professionals with whom we regularly interact may meet the definition of a foreign government official for purposes of this law. Similar anti-bribery laws are in effect in many of the countries in which we operate. The FCPA also imposes obligations on manufacturers listed on U.S. stock exchanges to maintain accurate books and records, and maintain internal accounting controls sufficient to provide assurance that transactions are accurately recorded, lawful and in accordance with management's authorization. The FCPA can pose unique challenges for manufacturers that operate in foreign cultures where conduct prohibited by the FCPA may not be viewed as illegal in local jurisdictions, and because, in some cases, a United States manufacturer may face risks under the FCPA based on the conduct of third parties (e.g., distributors) over whom the manufacturer may not have complete control. While CONMED has not experienced any material enforcement action to date, there can be no assurance that the Company will not be subject to a material enforcement action in the future, or that the Company will not incur costs including, in the form of fees for lawyers and other consultants, that are material to the Company's results of operations in the course of responding to a future inquiry or investigation.

In addition, as a manufacturer of U.S. FDA-approved devices reimbursable by federal healthcare programs, we are subject to the Physician Payments Sunshine Act, which requires us to annually report certain payments and other transfers of value we make to U.S.-licensed physicians, U.S. teaching hospitals or other U.S. covered recipients. Any failure to comply with these laws and regulations could subject us or our officers and employees to criminal and civil financial penalties.

Manufacturers of medical products may face exposure to significant product liability claims, as well as patent infringement and other claims incurred in the ordinary course of business. To date, we have not experienced any claims that have been material to our financial statements or financial condition, but any such claims arising in the future could have a material adverse effect on our business, results of operations or cash flows. We currently maintain commercial product liability insurance of \$35 million per incident and \$35 million in the aggregate annually, which we believe is adequate. This coverage is on a claims-made basis. There can be no assurance that claims will not exceed insurance coverage, that the carriers will be solvent or that such insurance will be available to us in the future at a reasonable cost.

Our operations are subject, and in the past have been subject, to a number of environmental laws and regulations governing, among other things, air emissions; wastewater discharges; the use, handling and disposal of hazardous substances and wastes; soil and groundwater remediation and employee health and safety. Likewise, the operations of our suppliers and sterilizers are subject to similar environmental laws and regulations. In some jurisdictions, environmental requirements may be expected to become more stringent in the future. In the United States, certain environmental laws can impose liability for the entire cost of site restoration upon each of the parties that may have contributed to conditions at the site regardless of fault or the lawfulness of the party's activities. While we do not believe that the present costs of environmental compliance and remediation are material, there can be no assurance that future compliance or remedial obligations would not have a material adverse effect on our financial condition, results of operations or cash flows.

CONMED has been defending two Georgia State Court actions. The first action was filed in Cobb County by various employees, former employees, contract workers and others against CONMED and against a contract sterilizer (the "Cobb County Action"). Plaintiffs alleged personal injury and related claims purportedly arising from or relating to exposure to Ethylene Oxide, a chemical used to sterilize certain products. CONMED's motion to dismiss action was heard on January 10, 2022, and the Court issued a ruling on June 15, 2022 dismissing 44 of the 51 plaintiffs' claims as precluded by the exclusive workers' compensation remedy, as well as one claim from a non-employee plaintiff. After discovery closed in November 2023, the plaintiffs filed a voluntary dismissal without prejudice for the remaining plaintiffs in the case. The remaining plaintiffs have until June 2024 to refile.

The second action was filed in Douglas County against CONMED's landlord and other allegedly related entities (the "Douglas County Action"). Plaintiff alleged the same injuries as the Cobb County Action. Discovery closed in November 2023. As with any litigation, there are risks, including the risk that CONMED may not prevail with respect to the defense of the underlying claims, or with respect to securing adequate insurance coverage for the indemnification claims.

CONMED submitted the foregoing claims for insurance coverage. One insurer is providing coverage for certain of the claims asserted directly against the Company. CONMED litigated two lawsuits in the United States District Court for the Northern District of New York ("the Northern District") with Federal Insurance Company ("Chubb"): one involving CONMED's claim for coverage for the indemnification claims arising from the Cobb County Action, and the other concerning CONMED's claim for coverage for the indemnification claims arising from the Douglas County Action. On March 10, 2022, the Court ruled in favor of CONMED with respect to coverage for the indemnification claims arising from the Cobb County Action. Chubb's motion for reconsideration was denied, and Chubb filed a notice of appeal. On August 9, 2022, CONMED won a similar ruling finding in its favor and against Chubb as to the coverage case concerning the Douglas County Action. Chubb appealed that decision as well. Chubb subsequently withdrew its appeal in connection with a settlement between the parties. Chubb disputes the amount it owes in fees incurred by the Company's attorneys defending the Douglas County action going forward. Accordingly, CONMED has commenced a third action against Chubb in the Northern District to enforce the terms of the settlement agreement, although there can be no assurance that CONMED will prevail.

In addition, one of CONMED's contract sterilizers, which is defending toxic tort claims asserted by various residents in the areas around its processing facility, has placed CONMED on notice of a claim for indemnification relating to some of those claims. CONMED reviewed the notice and reached out to the contract sterilizer for more information. At this time, the contract sterilizer has not responded.

The government of Italy passed a law in late 2015 to tax medical device companies on revenue derived from sales to public hospitals. The tax is calculated and based on provincial spending over and above certain thresholds. The Italy medical device tax represents variable consideration in the form of a retroactive discount potentially owed to the customer, which is

ultimately the Italian government. Since the law was enacted through September 2022, the Italian government essentially made no effort to administer or collect the tax. A lack of interpretative guidance and the complexity of the law resulted in uncertainty as to the actual amount of liability. In September 2022, the Italian government passed a further decree which, amongst other provisions, delegated administration and collection to the provincial level for the years 2015 – 2018. The Company is challenging the imposition of the medical device tax in Italy, as have many other medical device companies, on the grounds that the law was never implemented properly with regulations. While the Company is informed that its position is well-grounded in the law, there can be no assurance that the Company will prevail. The Company has recorded reserves in accordance with the provisions of the law, although no amounts have been remitted to date.

In December 2023, the Company voluntarily informed the U.S. Department of Justice (“DOJ”) of potential issues with certain royalty payments related to design surgeons. The Company is fully cooperating with the DOJ and their review of the matter.

From time to time, we are also subject to negligence and other claims arising out of the ordinary conduct of our business, including, for example, automobile or other accidents our employees may experience within the course of their employment or otherwise and which may, on occasion, involve potentially significant personal injuries.

We record reserves sufficient to cover probable and estimable losses associated with pending claims. With respect to the matters described above, except as noted related to the medical device tax in Italy, the Company is unable to estimate a range of possible loss at this time, nor does it believe any potential loss is probable, and as a result has not recorded any reserves related to the potential outcomes in connection with these matters. We do not expect that the resolution of any pending claims, investigations or reports of alleged misconduct will have a material adverse effect on our financial condition, results of operations or cash flows. There can be no assurance, however, that future claims, investigations or reports of alleged misconduct, or the costs associated with responding to such claims, investigations or reports of alleged misconduct, especially when not covered by insurance, will not have a material adverse effect on our financial condition, results of operations or cash flows.

Note 15 - Guarantees

We provide warranties on certain of our products at the time of sale and sell extended warranties. The standard warranty period for our capital equipment is generally one year and our extended warranties typically vary from one to three years. Liability under service and warranty policies is based upon a review of historical warranty and service claim experience. Adjustments are made to accruals as claim data and historical experience warrant.

Changes in the carrying amount of standard warranties for the years ended December 31, are as follows:

	2023	2022	2021
Balance as of January 1,	\$ 1,944	\$ 2,344	\$ 1,826
Provision for warranties	614	224	1,458
Claims made	(756)	(624)	(940)
Balance as of December 31,	<u>\$ 1,802</u>	<u>\$ 1,944</u>	<u>\$ 2,344</u>

Costs associated with extended warranty repairs are recorded as incurred and amounted to \$4.8 million, \$5.9 million and \$6.8 million for the years ended December 31, 2023, 2022 and 2021 respectively.

Note 16 - Fair Value Measurement

We enter into derivative instruments for risk management purposes only. We operate internationally and, in the normal course of business, are exposed to fluctuations in interest rates, foreign exchange rates and commodity prices. These fluctuations can increase the costs of financing, investing and operating the business. We use forward contracts, a type of derivative instrument, to manage certain foreign currency exposures.

By nature, all financial instruments involve market and credit risks. We enter into forward contracts with major investment grade financial institutions and have policies to monitor the credit risk of those counterparties. While there can be no assurance, we do not anticipate any material non-performance by any of these counterparties.

Foreign Currency Forward Contracts. We hedge forecasted intercompany sales denominated in foreign currencies through the use of forward contracts. We account for these forward contracts as cash flow hedges. To the extent these forward contracts meet hedge accounting criteria, changes in their fair value are not included in current earnings but are included in accumulated other comprehensive loss. These changes in fair value will be recognized into earnings as a component of sales or cost of sales when the forecasted transaction occurs.

We also enter into forward contracts to exchange foreign currencies for United States dollars in order to hedge our currency transaction exposures. These forward contracts settle each month at month-end, at which time we enter into new forward contracts. We have not designated these forward contracts as hedges and have not applied hedge accounting to them.

The following table presents the notional contract amounts for forward contracts outstanding:

	FASB ASC Topic 815 Designation	As of	
		December 31, 2023	December 31, 2022
Forward exchange contracts	Cash flow hedge	\$ 223,839	\$ 198,473
Forward exchange contracts	Non-designated	55,789	81,929

The remaining time to maturity as of December 31, 2023 is within two years for hedge designated foreign exchange contracts and approximately one month for non-hedge designated forward exchange contracts.

Statement of comprehensive income (loss) presentation

Derivatives designated as cash flow hedges

Foreign exchange contracts designated as cash flow hedges had the following effects on accumulated other comprehensive income (loss) ("AOCI") and net earnings on our consolidated statements of comprehensive income (loss) and our consolidated balance sheets:

Derivative Instrument	Amount of Gain Recognized in AOCI			Consolidated Statements of Comprehensive Income (Loss)	Total Amount of Line Item Presented			Amount of Gain (Loss) Reclassified from AOCI		
	Years Ended				Years Ended			Years Ended		
	2023	2022	2021		2023	2022	2021	2023	2022	2021
Foreign exchange contracts	\$5,489	\$14,494	\$ 8,650	Net Sales	\$1,244,744	\$1,045,472	\$1,010,635	\$ 3,790	\$15,085	\$(5,421)
				Cost of Sales	568,499	474,227	442,599	4,840	939	1,411
Pre-tax gain (loss)	\$5,489	\$14,494	\$ 8,650				\$ 8,630	\$16,024	\$(4,010)	
Tax expense (benefit)	1,331	3,513	2,090				2,092	3,884	(969)	
Net gain (loss)	<u>\$4,158</u>	<u>\$10,981</u>	<u>\$ 6,560</u>				<u>\$ 6,538</u>	<u>\$12,140</u>	<u>\$(3,041)</u>	

At December 31, 2023, \$0.4 million of net unrealized gains on forward contracts accounted for as cash flow hedges, and included in accumulated other comprehensive loss, are expected to be recognized in earnings in the next twelve months.

Derivatives not designated as cash flow hedges

Net losses from derivative instruments not accounted for as hedges and losses on our intercompany receivables on our consolidated statements of comprehensive income (loss) were:

Derivative Instrument	Location on Consolidated Statements of Comprehensive Income (Loss)	Years Ended		
		2023	2022	2021
Net loss on currency forward contracts	Selling and administrative expense	\$ (891)	\$ (240)	\$ (451)
Net loss on currency transaction exposures	Selling and administrative expense	\$ (1,305)	\$ (1,950)	\$ (1,832)

Balance sheet presentation

We record these forward foreign exchange contracts at fair value. The following tables summarize the fair value for forward foreign exchange contracts outstanding at December 31, 2023 and 2022:

December 31, 2023	Location on Consolidated Balance Sheet	Asset Fair Value	Liabilities Fair Value	Net Fair Value
Derivatives designated as hedging instruments:				
Foreign exchange contracts	Prepaid expenses and other current assets	\$ 3,761	\$ (3,197)	\$ 564
Foreign exchange contracts	Other long-term liabilities	24	(433)	(409)
		<u>\$ 3,785</u>	<u>\$ (3,630)</u>	<u>\$ 155</u>
Derivatives not designated as hedging instruments:				
Foreign exchange contracts	Other current liabilities	39	(209)	(170)
Total derivatives		<u>\$ 3,824</u>	<u>\$ (3,839)</u>	<u>\$ (15)</u>
December 31, 2022	Location on Consolidated Balance Sheet	Asset Fair Value	Liabilities Fair Value	Net Fair Value
Derivatives designated as hedging instruments:				
Foreign exchange contracts	Prepaid expenses and other current assets	\$ 6,757	\$ (3,121)	\$ 3,636
Foreign exchange contracts	Other long-term liabilities	60	(400)	(340)
		<u>\$ 6,817</u>	<u>\$ (3,521)</u>	<u>\$ 3,296</u>
Derivatives not designated as hedging instruments:				
Foreign exchange contracts	Other current liabilities	48	(395)	(347)
Total derivatives		<u>\$ 6,865</u>	<u>\$ (3,916)</u>	<u>\$ 2,949</u>

Our forward foreign exchange contracts are subject to a master netting agreement and qualify for netting in the consolidated balance sheets.

Fair Value Disclosure. FASB guidance defines fair value and establishes a framework for measuring fair value and related disclosure requirements. This guidance applies when fair value measurements are required or permitted. The guidance indicates, among other things, that a fair value measurement assumes that the transaction to sell an asset or transfer a liability

occurs in the principal market for the asset or liability or, in the absence of a principal market, the most advantageous market for the asset or liability. Fair value is defined based upon an exit price model.

Valuation Hierarchy. A valuation hierarchy was established for disclosure of the inputs to the valuations used to measure fair value. This hierarchy prioritizes the inputs into three broad levels as follows. Level 1 inputs are quoted prices (unadjusted) in active markets for identical assets or liabilities. Level 2 inputs are quoted prices for similar assets and liabilities in active markets, quoted prices for identical or similar assets in markets that are not active, inputs other than quoted prices that are observable for the asset or liability, including interest rates, yield curves and credit risks, or inputs that are derived principally from or corroborated by observable market data through correlation. Level 3 inputs are unobservable inputs based on our own assumptions used to measure assets and liabilities at fair value. A financial asset or liability's classification within the hierarchy is determined based on the lowest level input that is significant to the fair value measurement. There have been no significant changes in the assumptions.

Valuation Techniques. Assets and liabilities carried at fair value and measured on a recurring basis as of December 31, 2023 consist of forward foreign exchange contracts and contingent consideration. The Company values its forward foreign exchange contracts using quoted prices for similar assets. The most significant assumption is quoted currency rates. The value of the forward foreign exchange contract assets and liabilities were valued using Level 2 inputs and are listed in the table above.

The Company values contingent consideration from the In2Bones and Biorez acquisitions using Level 3 inputs. The contingent consideration was recorded at fair value at the date of acquisition based on the consideration expected to be transferred, estimated as the probability-weighted future cash flows, discounted back to present value. The fair value of contingent consideration is measured using projected payment dates, discount rates, revenue volatilities, and projected revenues. The recurring Level 3 fair value measurements of contingent consideration for which the liabilities are recorded include the following significant unobservable inputs as of December 31, 2023:

Unobservable Input	Assumptions	
	In2Bones	Biorez
Discount rate	7.62%	12.25%
Revenue volatility	15.49%	21.39%
Projected year of payment	2024-2026	2024-2026

Adjustments to the fair value of contingent consideration relate to the passage of time and changes in market and business assumptions. Changes in the fair value of contingent consideration liabilities for years ended December 31, 2023 and December 31, 2022 are as follows:

	In2Bones	Biorez
Balance at January 1, 2022	\$ —	\$ —
Purchase price contingent consideration	69,402	114,512
Changes in fair value of contingent consideration	796	1,722
Balance at December 31, 2022	<u>\$ 70,198</u>	<u>\$ 116,234</u>
Payments	(13,867)	—
Changes in fair value of contingent consideration	<u>(14,938)</u>	<u>12,517</u>
Balance at December 31, 2023	<u>\$ 41,393</u>	<u>\$ 128,751</u>

Contingent consideration of \$77.6 million and \$92.5 million is included in other current liabilities and other long-term liabilities, respectively, in the consolidated balance sheet at December 31, 2023. Contingent consideration of \$18.6 million and \$167.8 million is included in other current liabilities and other long-term liabilities, respectively, in the consolidated balance sheet at December 31, 2022.

The carrying amounts reported in our balance sheets for cash and cash equivalents, accounts receivable, accounts payable and variable long-term debt approximate fair value.

**SCHEDULE II—Valuation and Qualifying Accounts
(In thousands)**

Description	Balance at Beginning of Period	Additions		Deductions	Balance at End of Period
		Charged to Costs and Expenses	Charged to Other Accounts ⁽¹⁾		
2023					
Allowance for bad debts	\$ 5,508	\$ 1,525	\$ —	\$ (999)	\$ 6,034
Sales returns and allowance	6,388	1,533	—	(1,275)	6,646
Deferred tax asset valuation allowance	543	—	—	(543)	—
2022					
Allowance for bad debts	\$ 4,528	\$ 1,400	\$ 230	\$ (650)	\$ 5,508
Sales returns and allowance	4,441	2,923	—	(976)	6,388
Deferred tax asset valuation allowance	786	—	1,571	(1,814)	543
2021					
Allowance for bad debts	\$ 3,876	\$ 2,305	\$ —	\$ (1,653)	\$ 4,528
Sales returns and allowance	3,684	1,261	—	(504)	4,441
Deferred tax asset valuation allowance	2,721	621	—	(2,556)	786

⁽¹⁾ During 2022, allowances were assumed as part of the In2Bones acquisition.

Item 16. Form 10-K Summary

Registrants may voluntarily provide a summary of information required by Form 10-K under this Item 16. The Company has elected not to include such summary information.

Description of Common Stock

The following is a description of the general terms, provisions and rights of the common stock, par value \$0.01 ("Common Stock"), of CONMED Corporation, a Delaware corporation (the "Company," "we," "us," and "our"), related provisions of the Company's certificate of incorporation (the "Certificate of Incorporation") and bylaws (the "Bylaws") and applicable Delaware law. This description is qualified in its entirety by, and should be read in conjunction with, the Certificate of Incorporation and Bylaws, which have been publicly filed with the Securities and Exchange Commission, and applicable Delaware law.

Authorized Shares

We have the authority to issue an aggregate of 100,000,000 shares of Common Stock. As of February 21, 2024, there were 31,299,194 shares of our Common Stock issued and 30,780,567 shares of our Common Stock outstanding.

Dividend Rights

Subject to the preferences, limitations and relative rights of holders of our preferred stock, the holders of Common Stock are entitled to share ratably in dividends if, when and as declared by our board of directors out of funds legally available therefor.

Voting Rights

Subject to the preferences, limitations and relative rights of holders of our preferred stock, the holders of Common Stock are entitled to one vote for each share held of record on all matters at all meetings of stockholders.

Liquidation Rights

Subject to the preferences, limitations and relative rights of holders of our preferred stock, the holders of Common Stock are entitled, in the event of our liquidation, dissolution or winding-up, to share ratably in the distribution of assets remaining after payment of debts and expenses.

Absence of Other Rights

Our Common Stock has no sinking fund or redemption provisions or preemptive, conversion or exchange rights.

Anti-Takeover Effects of Our Certificate of Incorporation and Bylaws

Our Certificate of Incorporation and Bylaws contain provisions that may delay, defer or discourage another party from acquiring control of us. We expect that these provisions, some of which are summarized below, will discourage coercive takeover practices or inadequate takeover bids. These provisions are also designed to encourage persons seeking to acquire control of us to first negotiate with the board of directors, which we believe may result in an improvement of the terms of any such acquisition in favor of our stockholders. However, they also give the board of directors the power to discourage acquisitions that some stockholders may favor.

Special Meetings of Stockholders

Our Bylaws provide that special meetings of stockholders may be called by the board of directors, the chair of the board of directors, if any, the lead independent director of the board of directors, if any, or the president, or upon the request of stockholders holding at least 25% of the Company's outstanding stock entitled to vote, subject to certain procedural and informational requirements for calling special meetings of stockholders set forth in the Bylaws.

Stockholder Action by Written Consent

Our Certificate of Incorporation provides that stockholders can take action by written consent if stockholders holding not less than the minimum number of votes required to authorize or take such action consent, subject to certain procedural safeguards set forth in the Certificate of Incorporation, including a requirement that the holders of at least 25% of the

Company's outstanding Common Stock (provided that such shares are determined to be Net Long Shares (as defined in the Bylaws) that have been held continuously for at least one year) request that the Board set a record date to determine the stockholders entitled to act by written consent.

Advance Notice Requirements for Stockholder Proposals and Director Nominations

Our Bylaws require compliance with advance notice procedures for stockholder proposals and director nominations to be brought before an annual meeting of the stockholders.

Exclusive Forum

Our Bylaws provide that unless the Company consents in writing to the selection of an alternate forum, (a) the Court of Chancery of the State of Delaware will be the sole and exclusive forum for (i) any derivative action or proceeding brought on our behalf; (ii) any action asserting a breach of fiduciary duty owed by any of our directors, officers, employees, or stockholders to the Company or our stockholders; (iii) any action asserting a claim arising pursuant to the Delaware General Corporation Law (the "DGCL"), our Certificate of Incorporation or our Bylaws; (iv) any action to interpret, apply, enforce or determine the validity of our Certificate of Incorporation or our Bylaws; or (v) any action asserting a claim against us that is governed by the internal affairs doctrine (or, if the Court of Chancery does not have jurisdiction, then the Superior Court of the State of Delaware, or if no state court in Delaware has jurisdiction, the federal district court for the District of Delaware); and (b) the federal district courts of the United States shall be the exclusive forum for the resolution of any complaint asserting a cause of action arising under the Securities Act of 1933, as amended.

Amendment to Certificate of Incorporation and Bylaws

Delaware law provides generally that a majority vote of all the outstanding shares entitled to vote thereon at a meeting of stockholders is required to approve amendments to a corporation's certificate of incorporation, unless a corporation's certificate of incorporation requires a greater percentage.

Delaware law provides generally that by-laws may be amended, adopted or repealed by the vote of a majority of the shares cast at a meeting of the Company's stockholders, unless the certificate of incorporation or by-laws provide otherwise. Our Bylaws provide that they may be amended, altered or repealed by a majority vote of the outstanding shares of the Company entitled to vote thereon. Additionally, if permitted under the corporation's certificate of incorporation, under Delaware law the board of directors may also amend, adopt or repeal the Company's by-laws. Our Certificate of Incorporation provides that the Bylaws may be amended, altered, or repealed by our board of directors without stockholder approval; provided, however, that any by-law adopted by the board of directors may be amended or repealed by our stockholders.

Delaware Anti-Takeover Statute

We are subject to Section 203 of the DGCL. Accordingly, we may not engage in a business combination, such as a merger, consolidation, recapitalization, asset sale or disposition of stock, with any "interested stockholder" for a period of three years from the date that the interested stockholder first became an interested stockholder unless certain conditions are met.

Indemnification and Limitations on Liability of Officers and Directors

Our Certificate of Incorporation and Bylaws require the indemnification of directors and officers by the Company to the fullest extent permitted by law, but our Bylaws provide that no indemnification is required with respect to any settlement or disposition of a proceeding unless the Company has given its prior consent to such settlement/disposition. Our Bylaws also permit us to indemnify employees and to advance expenses to any person entitled to indemnification upon request.

Section 102(b)(7) of the DGCL permits a corporation to provide in its certificate of incorporation that a director or officer of the corporation shall not be personally liable to the corporation or its stockholders for monetary damages for breach of fiduciary duty as a director or officer, except for liability for (i) any breach of the director's or officer's duty of loyalty to the corporation or its stockholders, (ii) acts or omissions not in good faith or which involve intentional misconduct or a knowing violation of law, (iii) a director for payments of unlawful dividends or unlawful stock purchases or redemptions, (iv) any transaction from which the director or officer derived an improper personal benefit, or (v) an officer in any action by or in the right of the corporation. Our Certificate of Incorporation contains a provision eliminating the personal liability of directors for monetary damages to the fullest extent permitted by law.

Listing

The Company's Common Stock is listed on the New York Stock Exchange under the trading symbol "CNMD."

Transfer Agent and Registrar

The transfer agent and registrar for our Common Stock is Computershare Investor Services.

**CONMED Corporation
Subsidiaries of the Registrant**

<u>Name</u>	<u>State or Country of Incorporation</u>
Aspen Laboratories, Inc.	Colorado
Biorez, Inc.	Delaware
Biorez Pty Ltd	Australia
Buffalo Filter LLC	Delaware
CONMED Andover Medical, Inc.	New York
CONMED Austria GmbH	Austria
CONMED Denmark ApS	Denmark
CONMED Deutschland GmbH	Germany
CONMED Endoscopic Technologies, Inc.	Massachusetts
CONMED Finland Oy	Finland
CONMED France SAS	France
CONMED Iberia SL	Spain
CONMED Italia Srl	Italy
CONMED Japan K. K.	Japan
CONMED Linatec Australia PTY Ltd	Australia
CONMED Linatec (Beijing) Medical Appliances Co., Ltd	China
CONMED Linatec Biomaterials Oy	Finland
CONMED Switzerland GmbH	Switzerland
CONMED U.K. Ltd.	United Kingdom
Consolidated Medical Equipment Company S. de R.L. de C.V.	Mexico
EndoDynamix, Inc.	Delaware
GWH Limited Partnership	Florida
Conmed do Brasil Comércio Importação e Exportação de Produtos Médicos Hospitalares Ltda.	Brazil
In2Bones Global, Inc.	Delaware
In2Bones SAS	France
Largo Lakes I Limited Partnership	Delaware
Linatec Corporation	Florida
Linatec Belgium NV	Belgium
Linatec Canada ULC	Canada
CONMED Europe BV	Belgium
CONMED Korea Ltd.	Korea
Linatec Nederland B.V.	Netherlands
Linatec Polska Sp. z.o.o	Poland
Linatec Conmed Sweden AB	Sweden
Palmerton Holdings, Inc.	New York
SurgiQuest, Inc.	Delaware
Viking Systems, Inc.	Delaware
Linatec India Private Limited	India

CONSENT OF INDEPENDENT REGISTERED PUBLIC ACCOUNTING FIRM

We hereby consent to the incorporation by reference in the Registration Statements on Form S-8 (Nos. 333-78987, 333-90444, 333-124202, 333-136453, 333-145150, 333-162834, 333-168493, 333-182878, 333-207582, 333-214299, 333-223258 and 333-228171) of CONMED Corporation of our report dated February 28, 2024 relating to the consolidated financial statements, financial statement schedule and the effectiveness of internal control over financial reporting, which appears in this Form 10-K.

/s/ PricewaterhouseCoopers LLP
Fairport, New York
February 28, 2024

**CERTIFICATION PURSUANT TO
SECTION 302 OF THE SARBANES-OXLEY ACT OF 2002**

I, Curt R. Hartman, certify that:

1. I have reviewed this annual report on Form 10-K of CONMED Corporation;
2. Based on my knowledge, this report does not contain any untrue statement of a material fact or omit to state a material fact necessary to make the statements made, in light of the circumstances under which such statements were made, not misleading with respect to the period covered by this report;
3. Based on my knowledge, the financial statements, and other financial information included in this report, fairly present in all material respects the financial condition, results of operations and cash flows of the registrant as of, and for, the periods presented in this report;
4. The registrant's other certifying officer and I are responsible for establishing and maintaining disclosure controls and procedures (as defined in Exchange Act Rules 13a-15(e) and 15d-15(e)) and internal control over financial reporting (as defined in Exchange Act Rules 13a-15(f) and 15d-15(f)) for the registrant and have:
 - a) designed such disclosure controls and procedures, or caused such disclosure controls and procedures to be designed under our supervision, to ensure that material information relating to the registrant, including its consolidated subsidiaries, is made known to us by others within those entities, particularly during the period in which this report is being prepared;
 - b) designed such internal control over financial reporting, or caused such internal control over financial reporting to be designed under our supervision, to provide reasonable assurance regarding the reliability of financial reporting and the preparation of financial statements for external purposes in accordance with generally accepted accounting principles;
 - c) evaluated the effectiveness of the registrant's disclosure controls and procedures and presented in this report our conclusions about the effectiveness of the disclosure controls and procedures, as of the end of the period covered by this report based on such evaluation; and
 - d) disclosed in this report any change in the registrant's internal control over financial reporting that occurred during the registrant's most recent fiscal quarter (the registrant's fourth fiscal quarter in the case of an annual report) that has materially affected, or is reasonably likely to materially affect, the registrant's internal control over financial reporting; and
5. The registrant's other certifying officer and I have disclosed, based on our most recent evaluation of internal control over financial reporting, to the registrant's auditors and the audit committee of the registrant's board of directors (or persons performing the equivalent functions):
 - a) all significant deficiencies and material weaknesses in the design or operation of internal control over financial reporting which are reasonably likely to adversely affect the registrant's ability to record, process, summarize and report financial information; and
 - b) any fraud, whether or not material, that involves management or other employees who have a significant role in the registrant's internal control over financial reporting.

February 28, 2024

/s/ Curt R. Hartman

Curt R. Hartman
Chair of the Board, President and
Chief Executive Officer

**CERTIFICATION PURSUANT TO
SECTION 302 OF THE SARBANES-OXLEY ACT OF 2002**

I, Todd W. Garner, certify that:

1. I have reviewed this annual report on Form 10-K of CONMED Corporation;
2. Based on my knowledge, this report does not contain any untrue statement of a material fact or omit to state a material fact necessary to make the statements made, in light of the circumstances under which such statements were made, not misleading with respect to the period covered by this report;
3. Based on my knowledge, the financial statements, and other financial information included in this report, fairly present in all material respects the financial condition, results of operations and cash flows of the registrant as of, and for, the periods presented in this report;
4. The registrant's other certifying officer and I are responsible for establishing and maintaining disclosure controls and procedures (as defined in Exchange Act Rules 13a-15(e) and 15d-15(e)) and internal control over financial reporting (as defined in Exchange Act Rules 13a-15(f) and 15d-15(f)) for the registrant and have:
 - a) designed such disclosure controls and procedures, or caused such disclosure controls and procedures to be designed under our supervision, to ensure that material information relating to the registrant, including its consolidated subsidiaries, is made known to us by others within those entities, particularly during the period in which this report is being prepared;
 - b) designed such internal control over financial reporting, or caused such internal control over financial reporting to be designed under our supervision, to provide reasonable assurance regarding the reliability of financial reporting and the preparation of financial statements for external purposes in accordance with generally accepted accounting principles;
 - c) evaluated the effectiveness of the registrant's disclosure controls and procedures and presented in this report our conclusions about the effectiveness of the disclosure controls and procedures, as of the end of the period covered by this report based on such evaluation; and
 - d) disclosed in this report any change in the registrant's internal control over financial reporting that occurred during the registrant's most recent fiscal quarter (the registrant's fourth fiscal quarter in the case of an annual report) that has materially affected, or is reasonably likely to materially affect, the registrant's internal control over financial reporting; and
5. The registrant's other certifying officer and I have disclosed, based on our most recent evaluation of internal control over financial reporting, to the registrant's auditors and the audit committee of the registrant's board of directors (or persons performing the equivalent functions):
 - a) all significant deficiencies and material weaknesses in the design or operation of internal control over financial reporting which are reasonably likely to adversely affect the registrant's ability to record, process, summarize and report financial information; and
 - b) any fraud, whether or not material, that involves management or other employees who have a significant role in the registrant's internal control over financial reporting.

February 28, 2024

/s/ Todd W. Garner

Todd W. Garner

Executive Vice President and
Chief Financial Officer

CERTIFICATIONS
PURSUANT TO SECTION 906 OF THE SARBANES-OXLEY ACT OF 2002
(SUBSECTIONS (a) AND (b) OF SECTION 1350, CHAPTER 63 OF TITLE 18, UNITED STATES CODE)

Pursuant to section 906 of the Sarbanes-Oxley Act of 2002 (subsections (a) and (b) of section 1350, chapter 63 of title 18, United States Code), each of the undersigned officers of CONMED Corporation, a Delaware corporation (the “Corporation”), does hereby certify that:

The Annual Report on Form 10-K for the year ended December 31, 2023 (the “Form 10-K”) of the Corporation fully complies with the requirements of section 13(a) or 15(d) of the Securities Exchange Act of 1934 and information contained in the Form 10-K fairly presents, in all material respects, the financial condition and results of operations of the Corporation.

Date: February 28, 2024

/s/ Curt R. Hartman

Curt R. Hartman
Chair of the Board, President and
Chief Executive Officer

Date: February 28, 2024

/s/ Todd W. Garner

Todd W. Garner
Executive Vice President and
Chief Financial Officer

**CONMED CORPORATION POLICY FOR THE
RECOVERY OF ERRONEOUSLY AWARDED INCENTIVE-BASED COMPENSATION**

I. BACKGROUND

CONMED Corporation (the “Company”) has adopted this policy (this “Policy”) to provide for the recovery or “clawback” of certain incentive compensation in the event of a Restatement. This Policy is intended to comply with, and will be interpreted to be consistent with, the requirements of Section 303A.14 of the New York Stock Exchange (the “NYSE”) Listed Company Manual. Certain terms used in this Policy are defined in Section VIII below.

II. STATEMENT OF POLICY

The Company shall recover reasonably promptly the amount of erroneously awarded Incentive-Based Compensation in the event that the Company is required to prepare an accounting restatement due to the material noncompliance of the Company with any financial reporting requirement under the securities laws, including any required accounting restatement to correct an error in previously issued financial statements that is material to the previously issued financial statements, or that would result in a material misstatement if the error were corrected in the current period or left uncorrected in the current period (a “Restatement”).

The Company shall recover erroneously awarded Incentive-Based Compensation in compliance with this Policy except to the extent provided under Section V below.

III. SCOPE OF POLICY

A. Covered Persons and Recovery Period. This Policy applies to all Incentive-Based Compensation received by a person:

- after beginning service as an Executive Officer,
- who served as an Executive Officer at any time during the performance period for that Incentive-Based Compensation,
- while the Company has a class of securities listed on a national securities exchange, and
- during the three completed fiscal years immediately preceding the date that the Company is required to prepare a Restatement (the “Recovery Period”).

Notwithstanding this look-back requirement, the Company is only required to apply this Policy to Incentive-Based Compensation received on or after October 2, 2023.

For purposes of this Policy, Incentive-Based Compensation shall be deemed “received” in the Company’s fiscal period during which the Financial Reporting Measure (as defined herein) specified in the Incentive-Based Compensation award is attained, even if the payment or grant of the Incentive-Based Compensation occurs after the end of that period.

B. Transition Period. In addition to the Recovery Period, this Policy applies to any transition period (that results from a change in the Company’s fiscal year) within or immediately following the Recovery Period (a “Transition Period”), provided that a Transition Period between the last day of the Company’s previous fiscal year end and the first day of the Company’s new fiscal year that comprises a period of nine to 12 months will be deemed a completed fiscal year.

C. Determining Recovery Period. For purposes of determining the relevant Recovery Period, the date that the Company is required to prepare the Restatement is the earlier to occur of:

- the date the board of directors of the Company (the “Board”), a committee of the Board, or the officer or officers of the Company authorized to take such action if Board action is not required,

- concludes, or reasonably should have concluded, that the Company is required to prepare a Restatement, and
- the date a court, regulator, or other legally authorized body directs the Company to prepare a Restatement.

For clarity, the Company's obligation to recover erroneously awarded Incentive-Based Compensation under this Policy is not dependent on if or when a Restatement is filed.

D. *Method of Recovery.* The Compensation Committee of the Company's Board of Directors (the "Committee") will have discretion in determining how to accomplish recovery of erroneously awarded Incentive-Based Compensation under this Policy, recognizing that different means of recovery may be appropriate in different circumstances.

IV. AMOUNT SUBJECT TO RECOVERY

A. *Recoverable Amount.* The amount of Incentive-Based Compensation subject to recovery under this Policy is the amount of Incentive-Based Compensation received that exceeds the amount of Incentive-Based Compensation that otherwise would have been received had it been determined based on the restated amounts, computed without regard to any taxes paid.

B. *Covered Compensation Based on Stock Price or TSR.* For Incentive-Based Compensation based on stock price or total shareholder return ("TSR"), where the amount of erroneously awarded Incentive-Based Compensation is not subject to mathematical recalculation directly from the information in a Restatement, the recoverable amount shall be based on a reasonable estimate of the effect of the Restatement on the stock price or TSR upon which the Incentive-Based Compensation was received. In such event, the Company shall maintain documentation of the determination of that reasonable estimate and provide such documentation to the NYSE.

V. EXCEPTIONS

The Company shall recover erroneously awarded Incentive-Based Compensation in compliance with this Policy except to the extent that the conditions set out below are met and the Committee has made a determination that recovery would be impracticable:

A. *Direct Expense Exceeds Recoverable Amount.* The direct expense paid to a third party to assist in enforcing this Policy would exceed the amount to be recovered; provided, however, that before concluding it would be impracticable to recover any amount of erroneously awarded Incentive-Based Compensation based on expense of enforcement, the Company shall make a reasonable attempt to recover such erroneously awarded Incentive-Based Compensation, document such reasonable attempt(s) to recover, and provide that documentation to the NYSE.

B. *Recovery from Certain Tax-Qualified Retirement Plans.* Recovery would likely cause an otherwise tax-qualified retirement plan, under which benefits are broadly available to employees of the Company, to fail to meet the requirements of 26 U.S.C. 401(a)(13) or 26 U.S.C. 411(a) and regulations thereunder.

VI. PROHIBITION AGAINST INDEMNIFICATION

Notwithstanding the terms of any indemnification arrangement or insurance policy with any individual covered by this Policy, the Company shall not indemnify any Executive Officer or former Executive Officer against the loss of erroneously awarded Incentive-Based Compensation, including any payment or reimbursement for the cost of insurance obtained by any such covered individual to fund amounts recoverable under this Policy.

VII. DISCLOSURE

The Company shall file all disclosures with respect to this Policy and recoveries under this Policy in accordance with the requirements of the U.S. Federal securities laws, including the disclosure required by the applicable Securities and Exchange Commission (“SEC”) filings.

VIII. DEFINITIONS

Unless the context otherwise requires, the following definitions apply for purposes of this Policy:

“Executive Officer” means the Company’s president, principal financial officer, principal accounting officer (or if there is no such accounting officer, the controller), any vice-president of the Company in charge of a principal business unit, division, or function (such as sales, administration, or finance), any other officer who performs a policy-making function, or any other person who performs similar policymaking functions for the Company. Executive officers of the Company’s subsidiaries are deemed Executive Officers of the Company if they perform such policy-making functions for the Company. Policy-making function is not intended to include policymaking functions that are not significant. Identification of an Executive Officer for purposes of this Policy will include at a minimum executive officers identified pursuant to 17 CFR 229.401(b).

“Financial Reporting Measures” means any of the following: (i) measures that are determined and presented in accordance with the accounting principles used in preparing the Company’s financial statements, and any measures that are derived wholly or in part from such measures (including, for example, a non-GAAP financial measure, (ii) stock price, (iii) TSR and (iv) any measures that the SEC may indicate in the future constitute financial reporting measures. A Financial Reporting Measure need not be presented within the Company’s financial statements or included in a filing with the SEC.

“Incentive-Based Compensation” means any compensation that is granted, earned, or vested based wholly or in part upon the attainment of a Financial Reporting Measure.

IX. ADMINISTRATION; AMENDMENT; TERMINATION.

All determinations under this Policy will be made by the Committee, including determinations regarding how any recovery under this Policy is effected. Any determinations of the Committee will be final, binding and conclusive and need not be uniform with respect to each individual covered by this Policy.

The Committee may amend this Policy from time to time and may terminate this Policy at any time, in each case in its sole discretion.

X. EFFECTIVENESS; OTHER RECOUPMENT RIGHTS

This Policy shall be effective as of December 1, 2023. Any right of recoupment under this Policy is in addition to, and not in lieu of, any other remedies or rights of recoupment that may be available to the Company and its subsidiaries and affiliates under applicable law or pursuant to the terms of any similar policy or similar provision in any employment agreement, equity award agreement or similar agreement.



11311 Concept Blvd.
Largo, Florida 33773

Toll Free: 1-866-4CONMED
International: 727-214-3000

www.CONMED.com

CONNECT WITH US!

