



BUILT TO LEAD

2023 ANNUAL REPORT

2023



MIKE SIEVERT
President and
Chief Executive Officer



A HISTORIC YEAR

2023 was a historic year for T-Mobile with record financial results, incredible business momentum and significant returns for stockholders.

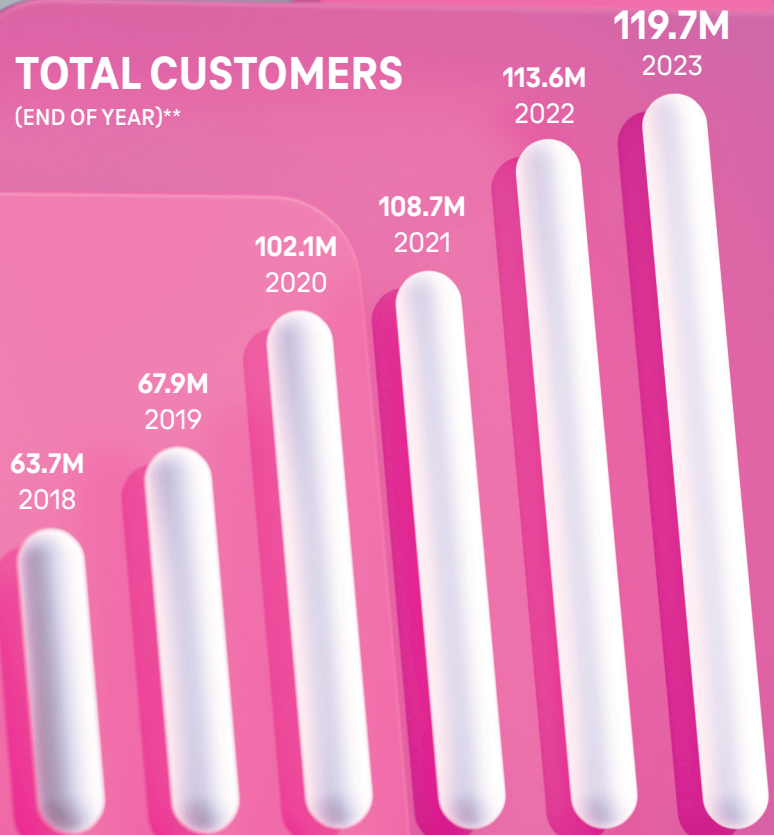
We delivered best-in-industry customer growth with more people than ever continuing to choose T-Mobile — including large-scale enterprises and people across urban, suburban and smaller markets.

This growth was enabled by both the value we deliver customers and our industry-leading network, which has been recognized by independent experts as the best OVERALL network in the U.S.

We did it all while effectively completing the integration of the biggest, most successful telecommunications merger in the world.

TOTAL CUSTOMERS

(END OF YEAR)**



2023 CUSTOMER HIGHLIGHTS

5.7M

**POSTPAID NET
CUSTOMER ADDITIONS**

Best-in-industry for
9th year in a row



MORE CUSTOMERS CHOOSE T-MOBILE

At T-Mobile, we're hyper-focused on delivering what our customers across the country are expecting from us: the best overall network combined with the best value. In 2023, we had 5.7M postpaid net customer additions — leading the industry for the ninth year in a row, while also adding 1.3M postpaid net accounts. We added 3.1M postpaid phone customers, our highest share of total industry growth since the merger! At the same time, our net promoter scores continue to increase year-over-year and we achieved the lowest full-year postpaid phone churn in company history at 0.87%, proving that not only are customers coming to T-Mobile — they are staying with us. We also added over 2.1M High-Speed Internet customers in 2023, our biggest growth year yet, and more than all our competitors combined. That's what happens when customers get more value for their money on the leading 5G network in America.

**AT&T Inc. historically does not disclose postpaid net account additions.*

***Total customers include total postpaid and prepaid customers.*

3.1M

**POSTPAID PHONE NET
CUSTOMER ADDITIONS**

Highest gross additions and
lowest churn in company history

1.3M

**POSTPAID NET
ACCOUNT ADDITIONS**

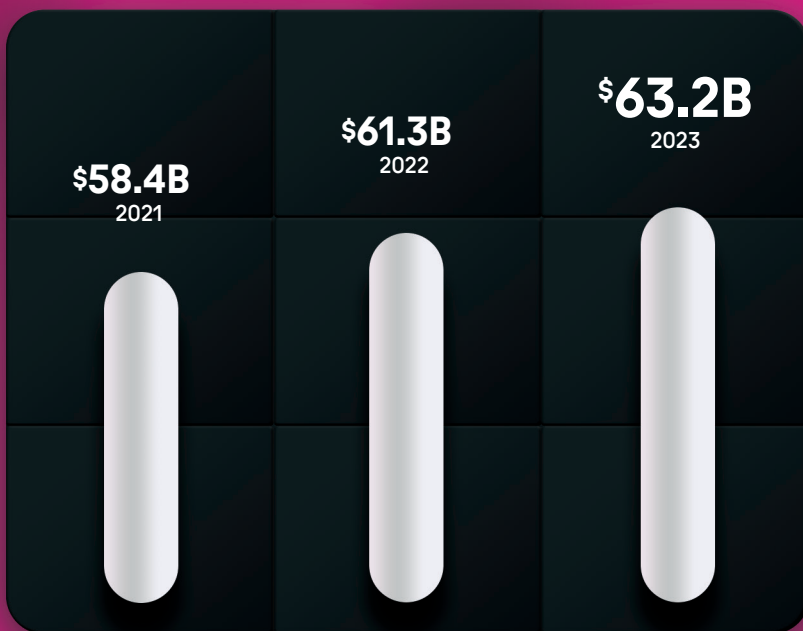
Best-in-industry*

2.1M

**HIGH-SPEED INTERNET
NET CUSTOMER
ADDITIONS**

Best-in-industry and highest
in company history

GROWTH LEADERS THAT DELIVERS



2023 FINANCIAL RESULTS

SERVICE REVENUES

Industry-leading growth
of 3% YoY in 2023

\$48.7B

POSTPAID SERVICE REVENUES

Industry-leading growth
of 6% YoY*

\$8.3B

NET INCOME

Industry-leading
growth of 221% YoY*

\$13.6B

ADJUSTED FREE CASH FLOW

Industry-leading
growth of 77% YoY*



HIP

In 2023, not only did we deliver industry-leading customer growth — we also translated that into best-in-class financial growth — through strong execution, and all while accelerating and effectively completing the merger integration. Our focus on driving profitable growth scored record results across many of the most critical metrics including Service Revenues (up 3% to \$63.2B), Postpaid Service Revenues (up 6% to \$48.7B), Core Adjusted EBITDA (up 10% to \$29.1B) and Adjusted Free Cash Flow (up 77% to \$13.6B). These results enabled us to execute on our substantial stockholder return model which delivered \$14.0B to stockholders in 2023, including our first-ever quarterly dividend in Q4. At a time when customers are winning from healthy competition that delivers more value and better networks,



PETER OSVALDIK
Executive Vice President
and Chief Financial Officer

T-Mobile continues to execute our balanced growth playbook with consistent, durable, market-leading success — all fueled by our unmatched value and network leadership.

As we look ahead to 2024, we expect yet another profitable year as we continue delivering on our unique combination of best network, best value and best customer experiences, all while executing on our differentiated growth strategies to reach more people in more places. A win-win all around for customers, employees and stockholders!

\$29.1B
CORE ADJUSTED EBITDA
Industry-leading growth of 10% YoY*

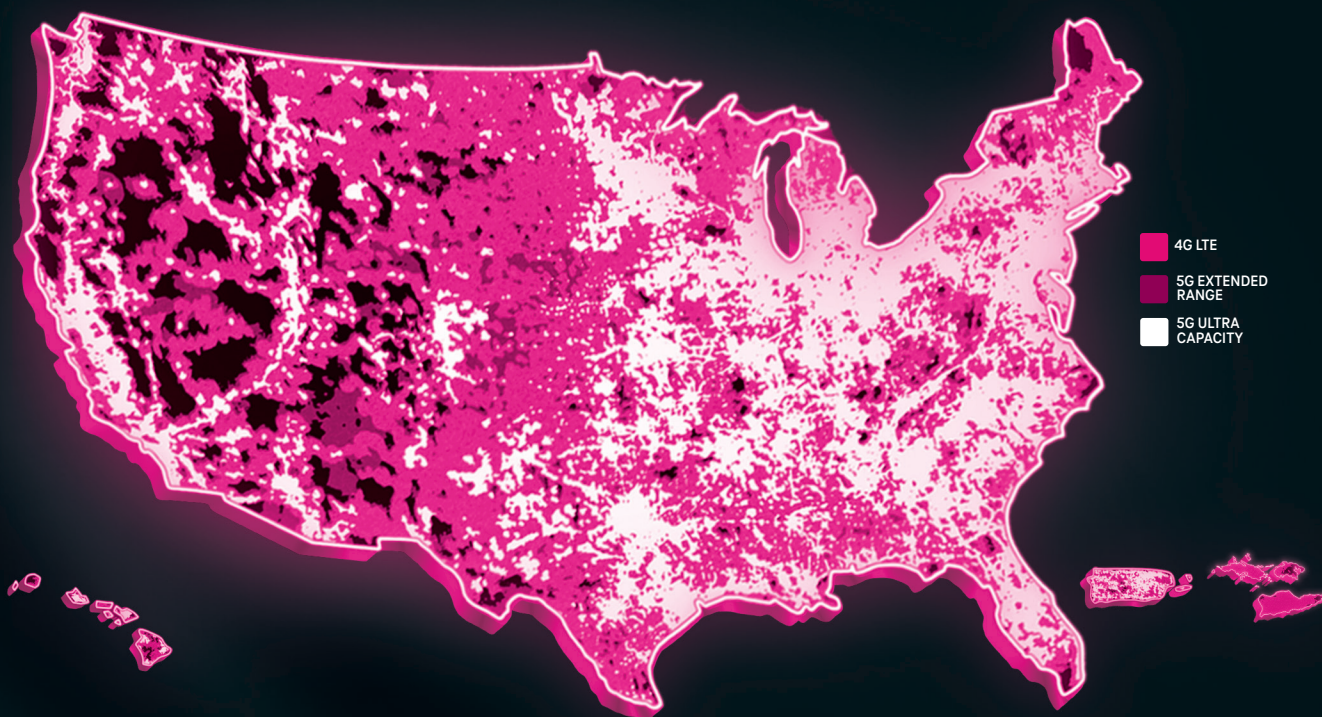
\$14.0B
STOCKHOLDER RETURNS
Including first dividend ever*

*FY 2023

Core Adjusted EBITDA and Adjusted Free Cash Flow are non-GAAP financial measures. Definitions, explanations, and reconciliations to the most directly comparable GAAP measures are provided in our annual report on Form 10-K for the year ended December 31, 2023, which is included herewith as a portion of this annual report to stockholders.



OUR SUPERPOWER IS 5G



**THE LEADER IN 5G WITH THE COUNTRY'S
LARGEST, FASTEST AND MOST AWARDED 5G NETWORK**

**#1 in every single overall network
experience category by OpenSignal**

**Swept every category, every quarter,
for overall network performance by Ookla**

Fastest: Based on median, overall combined 5G speeds according to analysis by Ookla® of Speedtest Intelligence® data 5G download speeds for Q4 2023.

T-Mobile's network was a key enabler of growth in 2023 — and will continue to drive our success for years to come.

In 2023, we established ourselves as the OVERALL network leader, continuing our nationwide leadership and delivering on our promise to enhance the daily lives of Americans with superior connectivity.

At the end of 2023, T-Mobile had the largest 5G footprint, covering more than 330M people across two million square miles — more square miles than AT&T and Verizon combined. Of that, more than 300M people were covered by our super-fast Ultra Capacity 5G.

There's good reason why customers choose us. T-Mobile took #1 in every single overall network experience category according to Opensignal's Q4 2023 report, including download speeds of 2.5x the next closest competitor. We also swept every category, every quarter for Ookla's overall network performance reports, and remained undefeated for 5G performance!

T-Mobile also continued leading the way by becoming the first wireless provider to launch 5G four-carrier aggregation, which optimizes overall capacity and delivers an even better



ULF EWALDSSON
President, Technology

customer experience. We were also the first carrier to bring network slicing capabilities on our nationwide 5G standalone (SA) network, which enhances network performance for different types of traffic such as specialized or enterprise services.

On top of all that, our 5G dominance has put us in a position to completely transform the internet landscape. We've become the fastest-growing internet provider in the country, welcoming more home broadband customers in 2023 than Comcast, Charter, AT&T and Verizon combined.

Our network now has a differentiated competitive advantage that complements our well-established value leadership. With the largest, fastest, and most awarded 5G network in the U.S., we're committed to maintaining our network leadership in 2024 and beyond.



THE 5G FUTURE IS **BRIGHT**

Our T-Mobile Accelerator program has worked with nearly 100 different startups, developers and innovators since 2012.

In 2023, with the most advanced 5G network in the world powering our programmable network as a service platform, we launched an array of innovative new products and services. These included fresh T-Mobile products like T-Mobile SASE, Las Vegas Grand Prix and more, while also enabling new 5G capabilities like network slicing and Quality-On-Demand APIs.

We also saw great success across our innovation programs. In 2023, we launched our second T-Mobile Ventures investment fund, focused on unlocking innovative products and services that bring consumers and businesses deeper connections to their world, like by bringing artificial intelligence (AI) into the mobile experience, creating a seamless connected home and deploying business insights through edge computing.

Our T-Mobile Accelerator program has worked with nearly 100 different startups, developers and innovators since 2012 to support and introduce emerging technologies that transform the way consumers live and businesses operate. We admitted nine more tech startups in 2023 focused on driving innovation in sports and entertainment to uncover new ways we can leverage 5G to take spectators out of their seats and into the action. Insights gained through this program led directly to introducing next-level experiences at major sporting events we sponsored in 2023, including MLB All-Star Week, Red Bull Flugtag, the Las Vegas Grand Prix, and our SailGP partnership.

At the third annual T Challenge, a global competition focused on driving Web3 innovation, we honored six trailblazing companies who demonstrated powerful solutions to reshape how people engage with the internet. The winners split over \$500,000 and the opportunity to further develop and implement their technologies with T-Mobile.

We also launched the first ever 5G network slicing beta program for developers with an initial focus on advancing video calling application technology. **T-Mobile is the only major operator in the country capable of unlocking this technology nationwide** so developers can immediately begin customizing their experience to the benefit of wireless users everywhere.

Both large corporations and small businesses were able to sign up for the beta by visiting our developer platform DevEdge, while those in the greater Seattle area could join T-Mobile engineers at the 5G Hub to test and validate this capability on their applications.

JOHN SAW
Executive Vice President and
Chief Technology Officer





CREATING BRAND LOVE



In 2023, T-Mobile 5G not only delivered a best-in-class network experience — it also powered game-changing brand experiences for consumers and businesses across America.

Last year marked 10 years since the Un-carrier movement was first launched. In 2013, we announced our first industry-rocking Un-carrier move — eliminating annual service contracts. And, through the steady drumbeat of big, bold moves that followed, we changed wireless for good and forced the competition to follow. **In 2023, we continued shaking up the status quo.** With Phone Freedom, we unveiled our Go5G Plus plan, giving customers the ability to upgrade their phone every 2 years (vs. the competitors' 3-year wait), while also guaranteeing the same great device deals for both new and existing customers — now and in the future. Soon after that, we launched our premium Go5G Next plan, giving customers the freedom to upgrade every year.

With the launch of our Nada Yada Yada campaign for Metro by T-Mobile, we doubled down on our longstanding commitment to wireless without the gotchas — including no contracts, no exploding bills and no surprises. The move strengthened our position as America's largest prepaid provider, offering 21.6M customers access to 5G data, 5G Home Internet and more great benefits as part of the extended T-Mobile family. We also announced agreements to acquire Mint Mobile, Ultra Mobile



MIKE KATZ
President, Marketing,
Strategy and Products

and Plum with plans to supercharge these brands and extend connectivity to the T-Mobile 5G network indefinitely — all to deliver more goodness to more customers across America.

And 2023 was a big year for unlocking the power of 5G for sports organizations and fans.

Through our ongoing partnership with Major League Baseball, T-Mobile 5G ANS was put to work during MLB All-Star-Week to test and prepare for automated balls and strikes. At the Las Vegas Grand Prix, we kept fans connected and operations running smoothly as the new exclusive wireless provider for this premier motorsport event. T-Mobile took the race to a whole new level with 5G network slicing technology powering 360-degree immersive driving experiences, new customer experiences at T-Mobile Zone at the Sphere, and more than 200 point-of-sale terminals that delivered the goods to happy F1 fans.

As we race into 2024, the Un-carrier ethos is stronger than ever. And we won't stop innovating and delivering new, unimagined experiences for our customers.

MERGER COMPLETED. HISTORY

In 2023 we effectively completed the biggest
and most successful telecommunications
merger integration in the world.

T Mobile™ | Sprint 



MADE.

Just three years later (and ahead of schedule), we've done what many said was impossible: effectively completing the integration of the biggest telecommunications merger in the world, and creating more competition, more choice and more value for consumers and businesses. We realized synergies bigger and faster than even our own ambitious goals, accelerating 5G investment in the U.S. and delivering industry-leading growth and record low churn.

There is a reason why International Data Corporation (IDC), the premier global provider of market intelligence for the telecommunications industry, called this merger one of the most successful in wireless! **At every step of our integration journey, we've always had a relentless focus on customers**, which allowed us to bring competition and a 5G network to America that would not have ever been possible without this merger.

In 2023, the team drove unprecedented execution and completion of major integration milestones including billing migration to simplify frontline operations and customer care, and transitioning customers from device leasing to EIP and retail rationalization.

Most of all, we realized the dream of what this merger was always about — **we smashed THE biggest pain point in the history of wireless** by finally giving customers both the best network AND the best value.



JON FREIER
President,
Consumer Group

EMPOWERING OUR PEOPLE AND CUSTOMERS

In the ever-evolving telecommunications landscape, T-Mobile continues to steadily grow its market share year-over-year in both the top 100 markets and smaller markets and rural areas across the country. By focusing on small-town America — representing 40% of U.S. households — **we've brought the nation's leading 5G network and unparalleled value to customers in areas with historically limited choices.** In 2023 alone, we added over 2.1M new High-Speed Internet customers — our biggest growth year yet, as our ground-breaking product, offered at a great price, continues to resonate in more communities across the country.

As part of our innovative retail strategy, we continued transforming our approach to better serve customers in a digital-first era. We're focused on providing people with customized experiences using seamless integration of digital technologies and diverse store formats — that meet their needs and how they want to shop. And by expanding our store presence in small towns, **we're giving even more people across America the opportunity to get the T-Mobile experience in their own backyard,** where they can get hands-on help from our award-winning Team of Experts who racked up even more honors in 2023.

Along with a year of milestones and recognition, T-Mobile really showed its commitment to communities.



The Un-carrier was recognized for its stellar customer experience

— winning the top spot for customer care among U.S. mobile network operators for the 12th consecutive time by J.D. Power. By the end of 2023, T-Mobile had claimed a total of 26 J.D. Power awards for customer service — more care wins than any other U.S. wireless provider. We also celebrated our own employees in 2023 with the inaugural Difference Maker Award, a program that recognizes top-performing teams by giving them \$50,000 they can donate to community projects of their choice, in the communities they serve. T-Mobile also hit the halfway mark in its Hometown Grants program, with a whopping 250 towns across 43 states receiving funding toward community development projects like youth education programs, health and wellness initiatives and public art installations. Since launching the initiative in April 2021, the Un-carrier has awarded more than \$11M in grants and has helped create dozens of jobs and tens of thousands of volunteer hours through community-driven initiatives.

Along with a year of milestones and recognition, T-Mobile really showed its commitment to communities.

One example was when we stepped up to help people on Maui. Our company's swift response following the devastating wildfires that ravaged the island included dozens of employees on our Community Support team who were on the ground handing out thousands



of devices with two months of free service, chargers, headlamps, masks, water and other supplies. At the same time, our network and operations teams worked with local response coordinators to get critical connectivity up and running with VSATs (very small aperture terminals) across the island and a COW (Cell on Wheels) in Lahaina. In the face of tragedy, T-Mobile employees confronted the challenge head-on, restoring connectivity and enabling people to locate their loved ones at a critical time.

LEADING 5G ENTERP SOLUT



CALLIE FIELD
President,
Business Group

In 2023, T-Mobile for Business achieved remarkable success, establishing itself as a leader in the telecommunications industry through innovative solutions and exceptional customer experiences all powered by our award-winning 5G network.

Along with securing the highest business postpaid phone net adds in company history, our small and medium business teams also delivered their highest total net adds (across all products) in 2023 — while also taking #1 in customer satisfaction by J.D. Power in Q3.

Our enterprise business saw notable growth in key verticals like healthcare, supporting mission-critical use cases with the launch of healthcare's first-ever hybrid 5G network solution at Boston Children's Hospital. We also grew our business in the federal, state, and local space and added new education customers as well. In Q2, the U.S. Department of Veterans Affairs selected T-Mobile as its primary wireless provider, extending our collaboration with the VA for another nine years. In Q3, we fueled growth in higher education, partnering with Seattle University and Bradley University to expand 5G access for students, faculty, and staff on and off campus. And in Q4, we experienced double-digit quarter-over-quarter growth in new public safety accounts like First Responders. By year-end, our public safety base was 2.5 times larger than the previous year — a significant milestone.



RISE IONS

On top of seeing massive success in 2023, we also launched T-Mobile Secure Access Service Edge (SASE) with two industry-first capabilities for businesses and government organizations: T-SIMsecure and T-Mobile Security Slice. T-SIMsecure, a SIM-based SASE solution, reduces complexity for IT while T-Mobile Security Slice delivers an incremental layer of security and control.

And through our 5G Advanced Network Solutions (ANS), we continued to innovate and literally change the game in 2023. We became the PGA of America's official 5G innovation partner to enhance how fans experience the game and improve gameplay for coaches with real-time analytics and AR-enabled visual aids, all using our Hybrid 5G network. We also worked with SailGP to deliver reliable communications including 125 IoT sensors on catamarans and 5G-enabled cameras. With the low latency and high capacity of T-Mobile's 5G network, SailGP's systems were able to process over 300,000 data points per second, resulting in 48B data points per race day.

We successfully demonstrated the commercial application of network slicing at the Las Vegas Grand Prix, one of the largest global sporting events of the year. Our network slice enabled seamless transactions across 230 point-of-sale (POS) terminals for 100,000 fans daily. **With 5G ANS, we're uniquely positioned as a solutions leader** who can meet the needs of Chief Information Officers with the only nationwide 5G tri-band SA network for slicing, the most distributed network and a suite of advanced technology solutions that are redefining what's possible.

A FORCE FOR GOOD

As the Un-carrier, we're committed to using our network, scale and resources for good while building a more connected, equitable and sustainable future for all.

BRIDGING THE DIGITAL DIVIDE WITH PURPOSE

Connectivity is essential in today's digital-first world, so we're doing our part to help close the digital divide. In 2020 T-Mobile launched Project 10Million, a \$10.7B initiative offering free internet connectivity to students who lack equal access. By the end of 2023, T-Mobile connected nearly 6M students across the U.S. and invested \$6.4B through Project 10Million and other education initiatives.

We also support Welcome.US, a digital equity initiative that connects immigrants and refugees with crucial supplies and services needed to start their new lives in the U.S. We have pledged to provide up to 200,000 lines of free talk and text service for refugees and partnered with Google to offer wireless devices.



DEEANNE KING (LEFT)
Executive Vice President
and Chief People Officer

STRENGTH IN WHO WE ARE

We embed Diversity, Equity and Inclusion (DE&I) into everything we do, from hiring and developing talent to embracing a diverse workforce that fuels our Un-carrier spirit. Our Equity in Action (EIA) plan serves as our five-year roadmap for prioritizing our people first and placing DE&I at the center of everything we do.



By the end of 2023, we successfully met 80% of our 54 EIA promises and are on track to complete the remaining promises by 2025. Recognized as a military-friendly employer, we're dedicated to hiring and building lasting careers for those who have served, and by the end of 2023, **we met our goal of hiring 10,000 veterans and military spouses.** And in recognition of creating an equitable workplace, **T-Mobile received a score of 100%** on the Human Rights Campaign's 2023–2024 Corporate Equality Index and on the Disability:IN 2023 Disability Index. In 2023, T-Mobile was accepted into the Billion Dollar Roundtable, a nonprofit that recognizes corporations for efforts to create supply chain diversity.

PRIORITIZING OUR PLANET

T-Mobile was the first in U.S. wireless to set a goal to achieve net-zero emissions target (validated by the Science Based Targets initiative) across the company's entire footprint by 2040. **In 2023, we continued to make progress toward net-zero emissions** and have reduced total scope 1, 2 and 3 emissions by 30% since 2020. In recognition of this work, JUST Capital ranked T-Mobile #31 overall on its 2024 list of America's most JUST companies — and **we ranked #1 in the telecommunications industry for environmental impact.** T-Mobile also received an A- on our 2023 CDP Climate Change response, ranking number one out of 400 companies on *USA Today's* first-ever America's Climate Leaders list and was named one of *Newsweek's* America's Most Responsible Companies.



JANICE V. KAPNER
Executive Vice President and Chief
Communications and Corporate
Responsibility Officer

20
24

2024 RO



MIKE SIEVERT
President and
Chief Executive Officer

OUTLOOK: OM TO RUN

As we continue into the next chapter of the Un-carrier, our mission remains the same: to be the best in the world at connecting customers to their world.

Our 2023 results are proof that it's better over here at T-Mobile — for customers, employees and investors. We're winning share at record rates, and we will continue to take advantage of our momentum to keep growing and delivering profitable results — while acting as a champion for customers and the industry.

The pace of innovation right now is incredible and what customers want and need is changing rapidly. As we look ahead to 2024 and beyond, **T-Mobile will continue to deliver new, innovative, high-value experiences for consumers and businesses — all powered by the leading overall network in the country.** We also remain fiercely committed to building a connected and sustainable future where everyone can thrive.

We're entering a period of enormous value creation, driven by our continued growth and network leadership, and building on the completion and success of our historic merger. **This is our time to lead the industry where no one has gone before,** and T-Mobile is uniquely positioned to do it at scale — and earn customers for life. We won't (EVER) stop!

Cautionary Statement Regarding Forward-Looking Statements

This 2023 Annual Report includes forward-looking statements within the meaning of the Private Securities Litigation Reform Act of 1995. All statements, other than statements of historical fact, are forward-looking statements subject to risks and uncertainties that may cause actual results to differ materially. For more information, please see "Cautionary Statement Regarding Forward-Looking Statements" in our annual report on Form 10-K for the year ended December 31, 2023, which is included herewith.

[THIS PAGE INTENTIONALLY LEFT BLANK]

UNITED STATES
SECURITIES AND EXCHANGE COMMISSION

Washington, D.C. 20549

FORM 10-K

- ANNUAL REPORT PURSUANT TO SECTION 13 OR 15(d) OF THE SECURITIES EXCHANGE ACT OF 1934
For the fiscal year ended December 31, 2023
or
 TRANSITION REPORT PURSUANT TO SECTION 13 OR 15(d) OF THE SECURITIES EXCHANGE ACT OF 1934
For the transition period from to

Commission File Number: 1-33409

T Mobile

T-MOBILE US, INC.

(Exact name of registrant as specified in its charter)

Delaware

20-0836269

(State or other jurisdiction of incorporation or organization)

(I.R.S. Employer Identification No.)

12920 SE 38th Street

Bellevue, Washington

(Address of principal executive offices)

98006-1350

(Zip Code)

(425) 378-4000

(Registrant's telephone number, including area code)

Securities registered pursuant to Section 12(b) of the Act:

Title of each class	Trading Symbol	Name of each exchange on which registered
Common Stock, par value \$0.00001 per share	TMUS	The NASDAQ Stock Market LLC

Securities registered pursuant to Section 12(g) of the Act: None

Indicate by check mark if the registrant is a well-known seasoned issuer, as defined in Rule 405 of the Securities Act. Yes No

Indicate by check mark if the registrant is not required to file reports pursuant to Section 13 or Section 15(d) of the Act. Yes No

Indicate by check mark whether the registrant (1) has filed all reports required to be filed by Section 13 or 15(d) of the Securities Exchange Act of 1934 during the preceding 12 months (or for such shorter period that the registrant was required to file such reports), and (2) has been subject to such filing requirements for the past 90 days. Yes No

Indicate by check mark whether the registrant has submitted electronically every Interactive Data File required to be submitted pursuant to Rule 405 of Regulation S-T (§232.405 of this chapter) during the preceding 12 months (or for such shorter period that the registrant was required to submit such files). Yes No

Indicate by check mark whether the registrant is a large accelerated filer, an accelerated filer, a non-accelerated filer, a smaller reporting company, or an emerging growth company. See the definitions of "large accelerated filer," "accelerated filer," "smaller reporting company," and "emerging growth company" in Rule 12b-2 of the Exchange Act.

Large accelerated filer	<input checked="" type="checkbox"/>	Accelerated filer	<input type="checkbox"/>
Non-accelerated filer	<input type="checkbox"/>	Smaller reporting company	<input type="checkbox"/>
		Emerging growth company	<input type="checkbox"/>

If an emerging growth company, indicate by check mark if the registrant has elected not to use the extended transition period for complying with any new or revised financial accounting standards provided pursuant to Section 13(a) of the Exchange Act.

Indicate by check mark whether the registrant has filed a report on and attestation to its management's assessment of the effectiveness of its internal control over financial reporting under Section 404(b) of the Sarbanes-Oxley Act (15 U.S.C. 7262(b)) by the registered public accounting firm that prepared or issued its audit report.

If securities are registered pursuant to Section 12(b) of the Act, indicate by check mark whether the financial statements of the registrant included in the filing reflect the correction of an error to previously issued financial statements.

Indicate by check mark whether any of those error corrections are restatements that required a recovery analysis of incentive-based compensation received by any of the registrant's executive officers during the relevant recovery period pursuant to §240.10D-1(b).

Indicate by check mark whether the registrant is a shell company (as defined in Rule 12b-2 of the Act). Yes No

As of June 30, 2023, the aggregate market value of the voting and non-voting common equity held by non-affiliates was \$73.2 billion based on the closing sale price as reported on the NASDAQ Global Select Market. As of January 31, 2024, there were 1,186,867,575 shares of common stock outstanding.

DOCUMENTS INCORPORATED BY REFERENCE

Part III of this Annual Report on Form 10-K will be incorporated by reference from certain portions of the definitive Proxy Statement for the Registrant's 2024 Annual Meeting of Stockholders, which definitive Proxy Statement will be filed with the Securities and Exchange Commission pursuant to Regulation 14A or will be included in an amendment to this Report.

T-Mobile US, Inc.
Form 10-K
For the Year Ended December 31, 2023

Table of Contents

PART I.

Item 1.	Business	5
Item 1A.	Risk Factors	12
Item 1B.	Unresolved Staff Comments	24
Item 1C.	Cybersecurity	24
Item 2.	Properties	27
Item 3.	Legal Proceedings	27
Item 4.	Mine Safety Disclosures	27

PART II.

Item 5.	Market for Registrant's Common Equity, Related Stockholder Matters and Issuer Purchases of Equity Securities	28
Item 6.	[Reserved]	29
Item 7.	Management's Discussion and Analysis of Financial Condition and Results of Operations	30
Item 7A.	Quantitative and Qualitative Disclosures About Market Risk	51
Item 8.	Financial Statements and Supplementary Data	52
Item 9.	Changes in and Disagreements With Accountants on Accounting and Financial Disclosure	106
Item 9A.	Controls and Procedures	106
Item 9B.	Other Information	107
Item 9C.	Disclosure Regarding Foreign Jurisdictions that Prevent Inspections	107

PART III.

Item 10.	Directors, Executive Officers and Corporate Governance	107
Item 11.	Executive Compensation	108
Item 12.	Security Ownership of Certain Beneficial Owners and Management and Related Stockholder Matters	108
Item 13.	Certain Relationships and Related Transactions, and Director Independence	108
Item 14.	Principal Accountant Fees and Services	108

PART IV.

Item 15.	Exhibit and Financial Statement Schedules	108
Item 16.	Form 10-K Summary	108
	Index to Exhibits	121
	Signatures	121

Cautionary Statement Regarding Forward-Looking Statements

This Annual Report on Form 10-K (“Form 10-K”) of T-Mobile US, Inc. (“T-Mobile,” “we,” “our,” “us” or the “Company”) includes forward-looking statements within the meaning of the Private Securities Litigation Reform Act of 1995. All statements, other than statements of historical fact, including information concerning our future results of operations, are forward-looking statements. These forward-looking statements are generally identified by the words “anticipate,” “believe,” “estimate,” “expect,” “intend,” “may,” “could” or similar expressions. Forward-looking statements are based on current expectations and assumptions, which are subject to risks and uncertainties that may cause actual results to differ materially from the forward-looking statements. The following important factors, along with the Risk Factors included in Part I, Item 1A of this Form 10-K, could affect future results and cause those results to differ materially from those expressed in the forward-looking statements:

- competition, industry consolidation and changes in the market for wireless communications services and other forms of connectivity;
- criminal cyberattacks, disruption, data loss or other security breaches;
- our inability to take advantage of technological developments on a timely basis;
- our inability to retain or motivate key personnel, hire qualified personnel or maintain our corporate culture;
- system failures and business disruptions, allowing for unauthorized use of or interference with our network and other systems;
- the scarcity and cost of additional wireless spectrum, and regulations relating to spectrum use;
- challenges in modernizing our existing applications and systems;
- the impacts of the actions we have taken and conditions we have agreed to in connection with the regulatory proceedings and approvals of our merger (the “Merger”) with Sprint Corporation (“Sprint”) pursuant to a Business Combination Agreement with Sprint and the other parties named therein (as amended, the “Business Combination Agreement”) and the other transactions contemplated by the Business Combination Agreement (collectively, the “Transactions”), including the acquisition by DISH Network Corporation (“DISH”) of the prepaid wireless business operated under the Boost Mobile and Sprint prepaid brands (excluding the Assurance brand Lifeline customers and the prepaid wireless customers of Shenandoah Personal Communications Company LLC (“Shentel”) and Swiftel Communications, Inc.), including customer accounts, inventory, contracts, intellectual property and certain other specified assets, and the assumption of certain related liabilities (collectively, the “Prepaid Transaction”), the complaint and proposed final judgment (the “Final Judgment”) agreed to by us, Deutsche Telekom AG (“DT”), Sprint, SoftBank Group Corp. (“SoftBank”) and DISH with the U.S. District Court for the District of Columbia, which was approved by the Court on April 1, 2020, as amended on October 23, 2023, the proposed commitments filed with the Secretary of the Federal Communications Commission (“FCC”), which we announced on May 20, 2019, certain national security commitments and undertakings, and any other commitments or undertakings entered into, including, but not limited to, those we have made to certain states and nongovernmental organizations (collectively, the “Government Commitments”), and the challenges in satisfying the Government Commitments in the required time frames and the significant cumulative costs incurred in tracking and monitoring compliance over multiple years;
- adverse economic, political or market conditions in the U.S. and international markets, including changes resulting from increases in inflation or interest rates, supply chain disruptions and impacts of geopolitical instability, such as the Ukraine-Russia and Israel-Hamas wars and further escalations thereof;
- sociopolitical volatility and polarization;
- our inability to manage the ongoing arrangements entered into in connection with the Prepaid Transaction, and known or unknown liabilities arising in connection therewith;
- the timing and effects of any future acquisition, divestiture, investment, or merger involving us;
- any disruption or failure of our third parties (including key suppliers) to provide products or services for the operation of our business;
- our substantial level of indebtedness and our inability to service our debt obligations in accordance with their terms;
- changes in the credit market conditions, credit rating downgrades or an inability to access debt markets;
- the risk of future material weaknesses we may identify or any other failure by us to maintain effective internal controls, and the resulting significant costs and reputational damage;
- any changes in regulations or in the regulatory framework under which we operate;
- laws and regulations relating to the handling of privacy and data protection;
- unfavorable outcomes of and increased costs from existing or future regulatory or legal proceedings;

- difficulties in protecting our intellectual property rights or if we infringe on the intellectual property rights of others;
- our offering of regulated financial services products and exposure to a wide variety of state and federal regulations;
- new or amended tax laws or regulations or administrative interpretations and judicial decisions affecting the scope or application of tax laws or regulations;
- our wireless licenses, including those controlled through leasing agreements, are subject to renewal and may be revoked;
- our exclusive forum provision as provided in our Fifth Amended and Restated Certificate of Incorporation (the “Certificate of Incorporation”);
- interests of DT, our controlling stockholder, which may differ from the interests of other stockholders;
- the dollar amount authorized for our 2023-2024 Stockholder Return Program (as defined in Note 13 – Stockholder Return Programs of the Notes to the Consolidated Financial Statements) may not be fully utilized, and our share repurchases and dividend payments pursuant thereto may fail to have the desired impact on stockholder value; and
- future sales of our common stock by DT and SoftBank and our inability to attract additional equity financing outside the United States due to foreign ownership limitations by the FCC.

In addition, historical, current, and forward-looking environmental, social and governance (“ESG”) related statements may be based on standards for measuring progress that are still developing and internal controls and processes that continue to evolve. Our ESG initiatives are subject to additional risks and uncertainties, including regarding the evolving nature of data availability, quality, and assessment; related methodological concerns; our ability to implement various initiatives under expected timeframes, cost, and complexity; our dependency on third parties to provide certain information and to comply with applicable laws and policies; and other unforeseen events or conditions. For example, we note that standards and expectations regarding greenhouse gas (“GHG”) accounting and the processes for measuring and counting GHG emissions and GHG emission reductions are evolving, and it is possible that our approaches both to measuring our emissions and to reducing emissions and measuring those reductions may be, either currently by some stakeholders or at some point in the future, considered inconsistent with common or best practices with respect to measuring and accounting for such matters, and reducing overall emissions. These factors, as well as others, may cause results to differ materially and adversely from those expressed in any of our forward-looking statements. Given these risks and uncertainties, readers are cautioned not to place undue reliance on such forward-looking statements. We undertake no obligation to revise or publicly release the results of any revision to these forward-looking statements, except as required by law. Additionally, we may provide information that is not necessarily material for SEC reporting purposes but that is informed by various ESG standards and frameworks (including standards for the measurement of underlying data), internal controls, and assumptions or third-party information that are still evolving and subject to change. Our disclosures based on any standards may change due to revisions in framework requirements, availability of information, changes in our business or applicable governmental policies, or other factors, some of which may be beyond our control.

Investors and others should note that we announce material information to our investors using our investor relations website (<https://investor.t-mobile.com>), newsroom website (<https://t-mobile.com/news>), press releases, SEC filings and public conference calls and webcasts. We intend to also use certain social media accounts as means of disclosing information about us and our services and for complying with our disclosure obligations under Regulation FD (the @TMobileIR X (formerly Twitter) account (<https://twitter.com/TMobileIR>), the @MikeSievert X account (<https://twitter.com/MikeSievert>), which Mr. Sievert also uses as a means for personal communications and observations, and the @TMobileCFO X Account (<https://twitter.com/tmobilecfo>) and our Chief Financial Officer’s LinkedIn account (<https://www.linkedin.com/in/peter-osvaldik-3887394>), both of which Mr. Osvaldik also uses as a means for personal communication and observations). The information we post through these social media channels may be deemed material. Accordingly, investors should monitor these social media channels in addition to following our press releases, SEC filings and public conference calls and webcasts. The social media channels that we intend to use as a means of disclosing the information described above may be updated from time to time as listed on our investor relations website.

PART I.

Item 1. Business

Business Overview and Strategy

Un-carrier Strategy

As America's supercharged Un-carrier, we have disrupted the wireless communications services industry by actively engaging with and listening to our customers and focusing on eliminating their pain points. This includes providing added value and what we believe is an exceptional experience while implementing signature Un-carrier initiatives that have changed the wireless industry. We ended annual service contracts, overages, unpredictable international roaming fees and data buckets, among other things. We are inspired by a relentless focus on customer experience, consistently delivering award-winning customer experience with our "Total Experience" approach, which drives our customer satisfaction levels while enabling operational efficiencies.

With what we believe is America's largest, fastest, most awarded and most advanced 5G network, the Un-carrier strives to offer customers unrivaled coverage and capacity where they live, work and travel. We believe our network is the foundation of our success and powers everything we do. Our "layer cake" of spectrum provides an unmatched 5G and overall network experience to our customers, which consists of our foundational layer of low-band, our mid-band and our millimeter-wave ("mmWave") spectrum licenses (see "Spectrum Position" below). This multilayer portfolio of spectrum broadens and deepens our nationwide 5G network, enabling accelerated innovation and increased competition in the U.S. wireless and broadband industries.

We continue to expand the footprint and improve the quality of our network, enabling us to provide what we believe are outstanding wireless experiences for customers who should not have to compromise on quality and value. Our network allows us to deliver new, innovative products and services, such as our High Speed Internet fixed wireless product, with the same customer experience focus and industry-disrupting mindset that we have adopted in our attempt to redefine the wireless communications services industry in the United States in the customers' favor.

Our Operations

As of December 31, 2023, we provide wireless communications services to 119.7 million postpaid and prepaid customers and generate revenue by providing affordable wireless communications services to these customers, as well as a wide selection of wireless devices and accessories. We also provide wholesale wireless services to various partners, who then offer the services for sale to their customers. Our most significant expenses relate to operating and expanding our network, providing a full range of devices, acquiring and retaining high-quality customers and compensating employees. We provide services, devices and accessories across our flagship brands, T-Mobile and Metro by T-Mobile, through our owned and operated retail stores, as well as through our websites (www.t-mobile.com and www.metrobyt-mobile.com), T-Mobile and Metro by T-Mobile apps, customer care channels and through national retailers. In addition, we sell devices to dealers and other third-party distributors for resale through independent third-party retail outlets and a variety of third-party websites. The information on our websites is not part of this Form 10-K. See Item 7. Management's Discussion and Analysis of Financial Condition and Results of Operations for additional information.

Services and Products

We provide mobile wireless communications services through a variety of service plan options. We also offer for sale to customers a wide selection of wireless devices, including smartphones, wearables, tablets, home broadband routers and other mobile communication devices that are manufactured by various suppliers.

Our most popular service plan offering is Go5G Plus, which includes unlimited talk, text and data on our network, 5G access at no extra cost, scam protection features, access to the same device offers as new customers and more. We also offer an Essentials rate plan for customers who want the basics at a lower price point, specific rate plans to qualifying customers, including Military and Veterans, First Responder and 55+, as well as Go5G and Go5G Next plans to deliver a full suite of plans that provide customers the features that meet their lifestyle and daily needs.

At the time of device purchase, qualified customers can finance all or a portion of the individual device or accessory purchase price over an installment period, generally of 24 months, using an equipment installment plan ("EIP").

In addition to our mobile wireless communications services, we offer High Speed Internet, which includes a fixed wireless product that utilizes the excess capacity of our nationwide 5G network. Our fixed wireless product is available to millions of domestic households where we currently have excess network capacity, providing, for some consumers, an alternative to traditional landline internet service providers and expanding access to and choice for some consumers. With our High Speed Internet plan, customers can access the internet without worrying about annual service contracts, data overages or hidden fees.

We also provide products and services that are complementary to our wireless communications services, including device protection, financial services and advertising. In September 2022, we entered into an agreement for the sale of the Wireline Business, and on May 1, 2023, we completed the sale of the Wireline Business. See Note 14 – Wireline for additional information.

Customers

We provide wireless communications services to a variety of customers needing connectivity, but focus primarily on two categories of customers:

- Postpaid customers generally are qualified to pay after receiving wireless communications services utilizing phones, High Speed Internet modems, mobile internet devices (including tablets and hotspots), wearables, DIGITS and other connected devices, including SyncUP and internet of things (“IoT”). We serve consumers as well as business customers, who are provided services under the T-Mobile for Business brand.
- Prepaid customers generally pay for wireless communications services in advance. We serve prepaid customers under the T-Mobile and Metro by T-Mobile brands.

We provide Machine-to-Machine (“M2M”) and Mobile Virtual Network Operator (“MVNO”) customers access to our network. This access and the customer relationship are managed by wholesale partners, with whom we have commercial agreements permitting them to sell services utilizing our network.

We generate the majority of our service revenues by providing wireless communications services to postpaid and prepaid customers. Our ability to attract and retain postpaid and prepaid customers is important to our business in the generation of service revenues, equipment revenues and other revenues. In 2023, our service revenues generated by providing wireless communications services by customer category were:

- 77% Postpaid customers;
- 15% Prepaid customers; and
- 8% Wholesale and other services.

Substantially all of our revenues for the years ended December 31, 2023, 2022 and 2021, were earned in the United States, including Puerto Rico and the U.S. Virgin Islands.

Network Strategy

Utilizing our multilayer spectrum portfolio, our mission is to become “Famous for Network.” We have deployed low-band, mid-band and mmWave spectrum dedicated for 5G across our dense and broad network to create what we believe is America’s largest, fastest, most awarded and most advanced 5G network.

The Merger greatly enhanced our spectrum position. Integration of the spectrum and network assets acquired in the Merger was substantially completed in 2023. Our integration strategy included deploying the acquired spectrum on the combined network assets to supplement capacity, migrating Sprint customers to our network and optimizing the combined assets by decommissioning redundant sites. As of December 31, 2022, we had decommissioned substantially all targeted Sprint macro sites. As a result of the Merger, we have achieved significant synergies and cost reductions by eliminating redundancies within our network, as well as through other business processes and operations.

Spectrum Position

We provide wireless communications services utilizing low-band spectrum licenses covering our 600 MHz and 700 MHz spectrum, mid-band spectrum licenses, such as Advanced Wireless Services (“AWS”), Personal Communications Services (“PCS”) and 2.5 GHz spectrum, and mmWave spectrum.

- We controlled, or expected to control based on previously announced auction results, an average of 392 MHz of combined low- and mid-band spectrum nationwide as of December 31, 2023. This spectrum is comprised of:
 - An average of 40 MHz in the 600 MHz band;
 - An average of 10 MHz in the 700 MHz band;
 - An average of 14 MHz in the 800 MHz band;
 - An average of 41 MHz in the 1700 MHz AWS band;
 - An average of 66 MHz in the 1900 MHz PCS band;
 - An average of 182 MHz in the 2.5 GHz band;
 - An average of 12 MHz in the 3.45 GHz band; and
 - An average of 27 MHz in the C-band.
- We controlled an average of 1,157 GHz of combined mmWave spectrum licenses.
- In August 2022, we entered into license purchase agreements pursuant to which we will acquire spectrum in the 600 MHz band in exchange for total cash consideration of \$3.5 billion. See Note 6 – Goodwill, Spectrum License Transactions and Other Intangible Assets of the Notes to the Consolidated Financial Statements for additional details.
- In September 2022, the FCC announced that we were the winning bidder of 7,156 licenses in Auction 108 (2.5 GHz spectrum) for an aggregate price of \$304 million. The timing of when the licenses will be issued will be determined by the FCC after all post-auction procedures have been completed.
- In September 2023, we entered into a license purchase agreement pursuant to which we will acquire spectrum in the 600 MHz band in exchange for total cash consideration of between \$1.2 billion and \$3.3 billion. See Note 6 – Goodwill, Spectrum License Transactions and Other Intangible Assets of the Notes to the Consolidated Financial Statements for additional details.
- We plan to evaluate future spectrum purchases in future auctions and in the secondary market to further augment our current spectrum position.
- As of December 31, 2023, we had equipment deployed on approximately 80,000 macro cell sites and 48,000 small cell/distributed antenna system sites across our network.

5G Leadership

We believe our 5G network is America’s largest, fastest, most awarded and most advanced:

- As of December 31, 2023, our Ultra Capacity 5G utilizing mid-band and mmWave spectrum covers more than 300 million people.
- As of December 31, 2023, our total 5G coverage, including low-band spectrum, covers more than 330 million people, reaching 98% of Americans.

Competition

The wireless communications services industry remains competitive. We are the second largest provider of wireless communications services in the U.S. as measured by our total postpaid and prepaid customers. Our competitors include other carriers, such as AT&T Inc. (“AT&T”), Verizon Communications, Inc. (“Verizon”), and DISH as it continues to grow its network. In addition, our competitors include numerous smaller and regional providers, including Comcast Corporation, Charter Communications, Inc., Cox Communications, Inc., and Altice USA, Inc., many of which offer no-contract, postpaid and prepaid service plans. Competitors also include providers who offer similar communication services, such as voice, messaging and data services, using alternative technologies. Competitive factors within the wireless communications services industry include pricing, market saturation, service and product offerings, customer experience, network investment and quality, development and deployment of technologies and regulatory changes. Some of our competitors have shown a willingness to use discounted pricing or offer bundled services as a potential source of differentiation.

Human Capital

Employees

As of December 31, 2023, we employed approximately 67,000 full-time and part-time employees, including network, retail, administrative and customer support functions.

Attraction and Retention

We employ a highly skilled workforce within a broad range of functions. Substantially all of our employees are located throughout the United States, including Puerto Rico, to serve our nationwide network and retail operations. Our headquarters are located in Bellevue, Washington, and Overland Park, Kansas.

We attract and retain our workforce through a dynamic and inclusive culture and by providing a comprehensive set of benefits, including:

- Competitive medical, dental and vision benefits;
- Family-building benefits designed to meet the diverse needs of our employees, including IVF and IUI, adoption and surrogacy benefits;
- Annual stock grants to all full-time and part-time employees and a discounted Employee Stock Purchase Program;
- A 401(k) Savings Plan;
- Nationwide minimum pay of at least \$20 per hour to all full-time and part-time employees;
- LiveMagenta: a custom-branded program for employee engagement and well-being, including free access to life coaches, financial coaches and tools for healthy living;
- Access to personal health advocates offering independent guidance;
- A generous paid time off program, including paid family leave;
- Tuition assistance for all full-time and part-time employees, including full tuition partnerships with multiple schools; and
- A matching program for employee donations and volunteering.

Training and Development

Career growth and development is foundational to T-Mobile's culture and success. We want to deliver the best experiences from the best teams, and one way we do that is by offering an array of development programs and resources to build diverse talent and empower our people to succeed through every step of their career. It is all easily accessible on our Magenta U site, which is our one-stop shop for all things career development and learning. The online learning portal is designed to put employees in the driver's seat and give them access to mentoring, training, videos, books, job search and interview tips, and much more.

By strategically investing in the following three key areas of career development and learning, we are developing our talent now and for the future.

- Evolve skills and careers – Learn every day, champion relentless improvement, develop critical skills, explore career possibilities, and build the desired career;
- Advance leadership expertise – Build critical leadership capabilities, enable leadership growth at all levels, and develop skills to lead in the future; and
- Champion diversity, equity and inclusion (“DE&I”) – Promote inclusive habits and behaviors, enhance belonging and connectedness, and advocate for equitable opportunities.

Diversity, Equity and Inclusion

DE&I have always been a part of the Un-carrier culture, and we are committed to having DE&I touch every aspect of our future. Our Equity in Action Plan is a five-year plan that spans the values we live by, how we invest in and provide opportunities for our employees, how we select the suppliers we do business with and how we advocate for our communities.

For our employees, we have established six DE&I Employee Resource Groups and four sub-affinity groups that have helped us establish and maintain a culture of inclusion. Currently, we have over 40 DE&I chapters across the nation that help spearhead volunteer opportunities, events and meaningful conversation with employees at a local level. Our DE&I Employee Resource Groups include the following:

- Accessibility Community at T-Mobile;
- Multicultural Alliance;
 - Asia Pacific & Allies Network;
 - Black Empowerment Network;
 - Indigenous Peoples Network;
 - Magenta Latinx Network;
- Multigenerational Network;
- Pride;
- Veterans & Allies Network; and
- Women & Allies Network.

As part of T-Mobile's Equity In Action Plan and Promises, we have established two External Diversity and Inclusion Councils in connection with our civil rights memorandum of understanding. The councils include civil rights leaders representing a wide range of underrepresented communities. Together with T-Mobile, the councils are helping us identify ways to improve our efforts in focus areas such as corporate governance, workforce recruitment and retention, procurement, entrepreneurship, philanthropy and community investment. Since April 2020, we have achieved a significant portion of the Equity In Action Promises, currently at 80% completed.

As DE&I are instrumental to our culture and values, we are also on a mission to create fair and equitable opportunities for all suppliers, including veteran-owned, disability-owned, woman-owned, minority-owned, LGBT-owned and small and disadvantaged businesses. We have implemented a Supplier Diversity Category Management Strategy for our network technology procurement organization to help identify opportunities and develop actionable targets for progress on this topic. This year, we updated our Supplier Diversity Policy that provides the primary guidance designed to ensure that DE&I are integrated into the purchasing process of goods and services for and on behalf of T-Mobile. In addition, we published T-Mobile's CEO Supplier Diversity Policy Statement, reinforcing our Equity In Action diversity plan that aims to increase the amount of business we do with diverse suppliers.

Environmental Sustainability

Reducing Our Carbon Footprint

We are working to reduce the impact of our operations on the climate by setting carbon reduction goals that are aligned with science and investing in renewable energy. We are reducing our carbon footprint through several initiatives, including:

- Making progress on our science-based net-zero target for 2040 that includes Scope 1, 2 and 3 emissions;
- Investing in renewable energy, as evidenced by our RE100 pledge, a global initiative that unites businesses committed to 100% renewable electricity. We first met this goal in 2021 and have achieved it in each subsequent year so far by matching our electricity usage with renewable energy credits acquired through a variety of sources, including through our engagement in Virtual Power Purchasing Agreements and a Green Direct tariff agreement with nine clean energy providers for expected annual provision of approximately 3.5 million megawatt hours of renewable electricity;
- Continuously testing and evaluating more efficient equipment for our facilities, including switch stations, cell sites, retail stores and customer experience centers to reduce energy consumption; and
- Promoting a circular economy through our device reuse and recycle program, which collects millions of devices for reuse, resale, and recycling annually.

Responsible Sourcing

We believe our suppliers are a valuable extension of our business and corporate values. Our Supplier Code of Conduct outlines expectations around ethical business practices for our suppliers. We require our suppliers to operate in full compliance with the laws, rules, regulations and ethical standards of the countries in which they operate or provide products or services. We expect

our suppliers to share our commitment to ethical conduct and environmentally responsible business practices while they conduct business with or on behalf of us. Our Responsible Sourcing Policy further outlines T-Mobile's expectations in this area.

We employ a third-party risk management ("TPRM") process to screen for anti-corruption, global sanctions, human rights and environmental risks before engaging with a supplier. Our TPRM process also continuously monitors current suppliers for policy violations and risks.

Regulation

The FCC regulates many key aspects of our business, including licensing, construction, the operation and use of our network, modifications of our network, control and ownership of our licenses and authorizations, the sale, transfer and acquisition of certain licenses, domestic roaming arrangements and interconnection agreements, pursuant to its authority under the Communications Act of 1934, as amended ("Communications Act"). The FCC has a number of complex requirements that affect our operations and pending proceedings regarding additional or modified requirements that could increase our costs or diminish our revenues. For example, the FCC has rules regarding provision of 911, 988 and E-911 services, porting telephone numbers, interconnection, roaming, internet openness or net neutrality, robocalling/robotexting, disabilities access, privacy and cybersecurity, digital discrimination, consumer protection and the universal service and Lifeline programs. Many of these and other issues are being considered in ongoing proceedings, and we cannot predict whether or how such actions will affect our business, financial condition or operating results. Our ability to provide services and generate revenues could be harmed by adverse regulatory action or changes to existing laws and regulations. In addition, regulation of companies that offer competing services can impact our business indirectly.

Except for operations in certain unlicensed frequency bands, wireless communications services providers generally must be licensed by the FCC to provide communications services at specified spectrum frequencies within specified geographic areas and must comply with the rules and policies governing the use of the spectrum as adopted by the FCC. The FCC issues each license for a fixed period of time, typically 10-15 years depending on the particular licenses. While the FCC has generally renewed licenses given to operating companies like us, the FCC has authority both to revoke a license for cause and to deny a license renewal if a renewal is not in the public interest. Furthermore, we could be subject to fines, forfeitures and other penalties for failure to comply with FCC regulations, even if any such noncompliance was unintentional. In extreme cases, penalties can include revocation of our licenses. The loss of any licenses, or any related fines or forfeitures, could adversely affect our business, results of operations and financial condition. In addition, the FCC retains the right to modify rules related to use of licensed spectrum, which could impact T-Mobile's ability to provide services.

Additionally, Congress's and the FCC's allocation of additional spectrum for broadband commercial mobile radio service ("CMRS"), which includes cellular, PCS and other wireless services, could significantly increase and intensify competition. We cannot assess the impact that any developments that may occur in the U.S. economy or any future spectrum allocations by the FCC may have on license values. FCC spectrum auctions and other market developments may adversely affect the market value of our licenses or our competitive position in the future. A significant decline in the value of our licenses could adversely affect our financial condition and results of operations. In addition, the FCC periodically reviews its policies on how to evaluate carriers' spectrum holdings in the context of spectrum transactions or acquisitions. Most recently, for example, in September 2023, the FCC sought public comment on whether it should initiate a rulemaking proceeding to consider changes to its mobile spectrum rules and policies. A change in these rules and policies could affect our access to additional spectrum resources and competition among us and other carriers.

Congress and the FCC have imposed limitations on foreign ownership of CMRS licensees that exceed 20% direct ownership or 25% indirect ownership through an entity controlling the licensee. The FCC has ruled that higher levels of indirect foreign ownership, even up to 100%, are presumptively consistent with the public interest, but must be reviewed and approved. Consistent with that established policy, the FCC has issued a declaratory ruling authorizing up to 100% ownership of our Company by DT.

For our Educational Broadband Service ("EBS") licenses in the 2.5 GHz band, FCC rules previously limited eligibility to hold EBS licenses to accredited educational institutions and certain governmental, religious and nonprofit entities, while permitting those license holders to lease their licenses to commercial providers for non-educational purposes. Therefore, we have historically accessed EBS spectrum primarily through long-term leasing arrangements with EBS license holders. Our EBS spectrum leases typically have an initial term equal to the remaining term of the EBS license, with an option to renew the lease for additional terms, for a total lease term of up to 30 years. On April 27, 2020, the FCC lifted the restriction on who can hold EBS licenses and the 30-year limitation on lease duration, among other changes. The elimination of these restrictions allows current license holders to sell their licenses, including to T-Mobile. While a majority of our leases have contractual provisions enabling us to match offers, we may be forced to compete with others to purchase 2.5 GHz licenses on the secondary market

and expend additional capital earlier than we may have anticipated. T-Mobile has started to acquire some of these EBS licenses, but we continue to lease spectrum in this band and expect that to be the case for some time.

While the Communications Act generally preempts state and local governments from regulating the entry of, or the rates charged by, wireless communications services providers, certain state and local governments regulate other terms and conditions of wireless service, including billing, termination of service arrangements and the imposition of early termination fees, advertising, network outages, the use of devices while driving, service mapping, protection of consumer information, zoning and land use. Notwithstanding this federal preemption, several states are considering or have passed laws or regulations that could potentially set prices, minimum performance standards and/or restrictions on service discontinuation that could impact our business in those states.

In addition, following the FCC's adoption of the 2017 Restoring Internet Freedom ("RIF") Order reclassifying broadband internet access services as non-common carrier "information services", a number of states have sought to impose state-specific net neutrality, rate-setting, and privacy requirements on providers' broadband services. The FCC's RIF Order expressly preempted such state efforts, which are inconsistent with the FCC's federal deregulatory approach. In 2019, however, the DC Circuit issued a ruling largely upholding the RIF Order, but also vacating the portion of the ruling broadly preempting state/local measures regulating broadband services. The court left open the prospect that particular state laws could still unlawfully conflict with the FCC RIF Order and be preempted; court challenges to some state enactments are pending.

While most states pursuing net neutrality legislation are largely seeking to codify the repealed federal rules, there are differences in some states, notably California, which has passed separate privacy and net neutrality legislation, Colorado, Connecticut, Utah, Virginia, Delaware, Indiana, Iowa, Montana, Oregon, Tennessee and Texas, which have passed privacy laws; and New York, which has passed a broadband rate-setting law. There are also efforts within Congress to pass federal legislation to codify uniform federal privacy and net neutrality requirements. Ensuring the preemption of separate state requirements, including the California laws, is critical to this effort. If not preempted or rescinded, separate state requirements will impose significant business costs and could also result in increased litigation costs and enforcement risks. State authority over wireless broadband services will remain unsettled until final action by the courts or Congress.

In addition, the Federal Trade Commission ("FTC") and other federal agencies have jurisdiction over some consumer protection matters and the elimination and prevention of anticompetitive business practices with respect to the provision of non-common carrier services. Further, the FCC and the Federal Aviation Administration regulate the siting, lighting and construction of transmitter towers and antennae. Tower siting and construction are also subject to state and local zoning, as well as federal statutes regarding environmental and historic preservation. The future costs to comply with all relevant regulations are, to some extent, unknown, and changes to regulations, or the applicability of regulations, could result in higher operating and capital expenses, or reduced revenues in the future.

Available Information

The SEC maintains an internet site that contains reports, proxy and information statements, and other information regarding issuers that file electronically at www.sec.gov. Our Annual Report on Form 10-K, Quarterly Reports on Form 10-Q, Current Reports on Form 8-K and amendments to those reports filed or furnished pursuant to Section 13(a) or 15(d) of the Securities Exchange Act of 1934, as amended (the "Exchange Act") are also publicly available free of charge on the investor relations section of our website at investor.t-mobile.com as soon as reasonably practicable after they are electronically filed with or furnished to the SEC. Our corporate governance guidelines, director selection guideline, code of ethics for senior financial officers, code of business conduct, speak up policy, supplier code of conduct, and charters for the audit, compensation, nominating and corporate governance, and executive committees of our Board of Directors are also posted on the investor relations section of our website at investor.t-mobile.com. The information on our website is not part of this or any other report we file with, or furnish to, the SEC.

Item 1A. Risk Factors

In addition to the other information contained in this Form 10-K, the following risk factors should be considered carefully in evaluating T-Mobile. Our business, financial condition, liquidity, or operating results, as well as the price of our common stock and other securities, could be materially adversely affected by any of these risks.

Risks Related to Our Business

We operate in a highly competitive industry. If we are unable to attract and retain customers, our business, financial conditions, and operating results would be negatively affected.

The wireless communications services industry is highly competitive. As the industry reaches saturation with a relatively fixed pool of customers, competition will likely further intensify, putting pressure on pricing and margins for us and all our competitors. Our ability to attract and retain customers will depend on key factors such as network quality and capacity, customer service excellence, effective marketing strategies, competitive pricing, and compelling value propositions. Additionally, targeted marketing approaches for diverse customer segments, including Prepaid, Postpaid, Business and Government customers, coupled with continuous innovation in products and services, are essential for retaining and expanding our customer base. If we are unable to successfully differentiate our services from our competitors, it would adversely affect our competitive position and ability to grow our business.

We have seen and expect to continue to see intense competition in all market segments from traditional Mobile Network Operators (MNOs), such as AT&T and Verizon, particularly as they invest in spectrum, their wireless network and services, and device promotions, and DISH as it continues to build out its wireless network and roll out services. Numerous other smaller and regional MNOs and MVNOs offering wireless services may also compete with us in some markets, including cable providers, such as Comcast, Charter, Cox, and Altice, as they continue to diversify their offerings to include wireless services offered under MVNO agreements. As new products and services emerge, we may also be forced to compete against non-traditional competitors from outside of the wireless communications services industry, such as satellite providers, offering similar connectivity services using alternative technologies. In broadband connectivity services, AT&T and Verizon, as well as numerous other players, such as satellite providers and cable companies, compete for customers in an increasingly competitive environment.

If we are unable to compete effectively in attracting and retaining customers, it could negatively impact our business, financial condition, and operating results.

We have experienced criminal cyberattacks and are vulnerable to disruption, data loss and other security breaches, whether directly or indirectly through third parties whose products and services we rely on in operating our business.

Our business involves the receipt, storage, and transmission of confidential information about our customers, such as sensitive personal, account and payment card information, confidential information about our employees and suppliers, and other sensitive information about our Company, such as our business plans, transactions, financial information, and intellectual property (collectively, "Confidential Information"). Additionally, to offer services to our customers and operate our business, we utilize a number of applications and systems, including those we own and operate as well as others provided by third-party providers, such as cloud services (collectively, "Systems").

We are subject to persistent cyberattacks and threats to our business from a variety of bad actors, many of whom attempt to gain unauthorized access to and compromise Confidential Information and Systems. In some cases, the bad actors exploit bugs, errors, misconfigurations or other vulnerabilities in our Systems to obtain Confidential Information. In other cases, these bad actors may obtain unauthorized access to Confidential Information by exploiting insider access or utilizing log in credentials taken from our customers, employees, or third-party providers through credential harvesting, social engineering or other means. Other bad actors aim to cause serious operational disruptions to our business and Systems through ransomware or distributed denial of services attacks.

Cyberattacks against companies like ours have increased in frequency and scope of potential harm over time, and the methods used to gain unauthorized access constantly evolve, making it increasingly difficult to anticipate, prevent, and detect incidents successfully in every instance. They are perpetrated by a variety of groups and persons, including state-sponsored parties, malicious actors, employees, contractors, or other unrelated third parties. Some of these persons reside in jurisdictions where law enforcement measures to address such attacks are ineffective or unavailable, and such attacks may even be perpetrated by or at the behest of foreign governments.

In addition, we routinely rely upon third-party providers whose products and services are used in our business. These third-party providers have experienced in the past, and will continue to experience in the future, cyberattacks that involve attempts to obtain unauthorized access to our Confidential Information and/or to create operational disruptions that could adversely affect our business, and these providers also face other security challenges common to all parties that collect and process information.

In August 2021, we disclosed that our systems were subject to a criminal cyberattack that compromised certain data of millions of our current customers, former customers, and prospective customers, including, in some instances, social security numbers, names, addresses, dates of birth and driver's license/identification numbers. As a result of the August 2021 cyberattack, we are subject to numerous claims, lawsuits and regulatory inquiries, the ongoing costs of which may be material, and we may be subject to further regulatory inquiries and private litigation. For more information, see “– Contingencies and Litigation – Litigation and Regulatory Matters” in Note 17 – Commitments and Contingencies of the Notes to the Consolidated Financial Statements.

In January 2023, we disclosed that a bad actor was obtaining data through a single Application Programming Interface (“API”) without authorization that was only able to provide a limited set of customer account data, including name, billing address, email, phone number, date of birth, T-Mobile account number and information such as the number of lines on the account and plan features. Our investigation indicated that the bad actor(s) obtained data from this API for approximately 37 million current postpaid and prepaid customer accounts, though many of these accounts did not include the full data set.

As a result of the August 2021 cyberattack and the January 2023 cyberattack, we have incurred and may continue to incur significant costs or experience other material financial impacts, which may not be covered by, or may exceed the coverage limits of, our cyber liability insurance, and such costs and impacts may have a material adverse effect on our business, reputation, financial condition, cash flows and operating results.

In addition to the August 2021 cyberattack and the January 2023 cyberattack, we have experienced other unrelated non-material incidents involving unauthorized access to certain Confidential Information and Systems. Typically, these incidents have involved attempts to commit fraud by taking control of a customer's phone line, often by exploiting insider access or using compromised credentials. In other cases, the incidents have involved unauthorized access to certain of our customers' private information, including credit card information, financial data, social security numbers or passwords, and to certain of our intellectual property. Some of these incidents have occurred at third-party providers, including third parties who provide us with various Systems and others who sell our products and services through retail locations or take care of our customers.

Our procedures and safeguards to prevent unauthorized access to Confidential Information and to defend against cyberattacks seeking to disrupt our operations must be continually evaluated and enhanced to address the ever-evolving threat landscape and changing cybersecurity regulations. These preventative actions require the investment of significant resources and management time and attention. Additionally, we do not have control of the cybersecurity systems, breach prevention, and response protocols of our third-party providers, including through our cybersecurity programs or policies. While T-Mobile may have contractual rights to assess the effectiveness of many of our providers' systems and protocols, we do not have the means to know or assess the effectiveness of all of our providers' systems and controls at all times. We cannot provide any assurances that actions taken by us, or our third-party providers, including through our cybersecurity programs or policies, will adequately repel a significant cyberattack or prevent or substantially mitigate the impacts of cybersecurity breaches or misuses of Confidential Information, unauthorized access to our networks or systems or exploits against third-party environments, or that we, or our third-party providers, will be able to effectively identify, investigate, and remediate such incidents in a timely manner or at all. We expect to continue to be the target of cyberattacks, given the nature of our business, and we expect the same with respect to our third-party providers. We also expect that threat actors will continue to gain sophistication including in the use of tools and techniques (such as artificial intelligence) that are specifically designed to circumvent security controls, evade detection, and obfuscate forensic evidence, making it more challenging for us to identify, investigate and recover from future cyberattacks in a timely and effective manner. In addition, we have acquired and continue to acquire companies with cybersecurity vulnerabilities or unsophisticated security measures, which exposes us to significant cybersecurity, operational, and financial risks. If we fail to protect Confidential Information or to prevent operational disruptions from future cyberattacks, there may be a material adverse effect on our business, reputation, financial condition, cash flows, and operating results.

If we are unable to take advantage of technological developments on a timely basis, we may experience a decline in demand for our services or face challenges in implementing or evolving our business strategy.

In order to grow and remain competitive, we will need to adapt to changes in available technology, including artificial intelligence and machine learning, continually invest in our network, increase network capacity, enhance our existing service offerings, and introduce new offerings to meet our current and potential customers' changing service demands. Enhancing our network, including the ongoing deployment of our 5G network, is subject to risks related to equipment changes and the

migration of customers from older technologies. Negative public perception of, and regulations regarding, the perceived health risks relating to 5G networks could undermine market acceptance of our 5G services. Adopting new and sophisticated technologies may result in implementation issues, such as scheduling and supplier delays, unexpected or increased costs, technological constraints, regulatory permitting issues, customer dissatisfaction, and other issues that could cause delays in launching new technological capabilities, which in turn could result in significant costs or reduce the anticipated benefits of the upgrades. If our new services fail to retain or gain acceptance in the marketplace or if costs associated with these services are higher than anticipated, this could have a material adverse effect on our business, brand, financial condition, and operating results.

We rely on highly skilled personnel throughout all levels of our business. Our business could be harmed if we are unable to retain or motivate key personnel, hire qualified personnel, or maintain our corporate culture.

Our future success depends in substantial part on our ability to recruit, hire, motivate, develop, and retain talented personnel for all areas of our organization, including our CEO and members of our senior leadership team. Both external factors, such as fluctuations in economic and industry conditions, changes in U.S. immigration policies, and the competitive landscape, and internal factors, such as employee tolerance for changes in our corporate culture, organizational changes, limited remote working opportunities, and our compensation programs, may impact our ability to effectively manage our workforce. Further, employee compensation and benefit costs may increase due to inflationary pressures, and if our compensation does not keep up with inflation or that of our competitors', we may see increased employee dissatisfaction and departures or difficulty in recruiting new employees. If key employees depart or we are unable to recruit and integrate new employees successfully, our business could be negatively impacted.

System failures and business disruptions may prevent us from providing reliable service, which could materially adversely affect our reputation and financial condition.

We rely upon systems and networks – those of third-party suppliers and other providers, in addition to our own – to provide and support our service offerings. System, network, or infrastructure failures resulting from a number of causes may prevent us from providing reliable service. Examples of these risks include:

- physical damage, power surges or outages, equipment failure, or other service disruptions with respect to both our wireless and wireline networks, including those resulting from severe weather, storms, earthquakes, floods, hurricanes, wildfires and natural disasters, which may occur more frequently or with greater intensity as a result of global climate change, public health crises, terrorist attacks, political instability and volatility and acts of war;
- human error due to factors such as poor change management or policy compliance;
- risks to our access to and use of reliable energy and water;
- hardware or software failures or outages of our business systems or communications network;
- supplier failures or delays; and
- potential shifts in physical conditions due to climate change, such as sea-level rise or changes in temperature or precipitation patterns, may impact the operating conditions of our infrastructure or other infrastructure we rely on.

Such events could cause us to lose customers and revenue, incur expenses, suffer reputational damage, and subject us to fines, penalties, adverse actions or judgments, litigation, or governmental investigations. Remediation costs could include liability for information loss, costs of repairing infrastructure and systems, and/or costs of incentives offered to customers. Our insurance may not cover or may not be adequate to fully reimburse us for costs and losses associated with such events, and such events may also impact the availability of insurance at costs and other terms we find acceptable for future events.

The scarcity and cost of additional wireless spectrum, and regulations relating to spectrum use, may adversely affect our business, financial condition, and operating results.

We continue to deploy spectrum to expand and deepen our 5G coverage, maintain our quality of service, meet increasing customer demands, and deploy new technologies. In order to expand and differentiate from our competitors, we will continue to actively seek to make additional investment in spectrum, which could be significant.

The continued interest in, and acquisition of, spectrum by existing carriers and others, including speculators, may reduce our ability to acquire and/or increase the cost of acquiring spectrum in the secondary market, including leasing, or purchasing additional spectrum in the 2.5 GHz band, or negatively impact our ability to gain access to spectrum through other means, including government auctions. Additionally, increased interest from third parties in acquiring spectrum may make it difficult to

renew leases of some of our existing 2.5 GHz spectrum holdings in the future. Furthermore, we have experienced delays in obtaining the spectrum from Auction 108, where we spent \$304 million and won over 90% of the 2.5GHz licenses, due to the FCC losing its congressional auction authority to administer spectrum licenses. Subsequently, the FCC may not be able to provide sufficient additional spectrum to auction. In addition, we may be unable to secure the spectrum necessary to maintain or enhance our competitive position in any auction we may elect to participate in or in the secondary market, on favorable terms or at all. Any return on our investment in spectrum depends on our ability to attract additional customers, to provide additional services and usage to existing customers, and to efficiently manage network capacity.

The FCC, or other government entities, may impose conditions on the acquisition and use of new wireless broadband mobile spectrum that may negatively impact our ability to obtain spectrum economically or in appropriate configurations or coverage areas.

If we cannot acquire needed spectrum from the government or otherwise, if competitors acquire spectrum that will allow them to provide services competitive with our services, or if we cannot deploy services over acquired spectrum on a timely basis without burdensome conditions, at reasonable cost, and while maintaining network quality levels, our ability to attract and retain customers and our business, financial condition and operating results could be materially adversely affected.

As we work to modernize our existing applications and systems, challenges with execution could have adverse operational, financial, and reputational effects on our business.

We are currently integrating, upgrading, and replacing many of our existing applications and systems, including numerous legacy systems from previous acquisitions. This process is complex and involves challenges in integrating and modernizing outdated IT infrastructure within a limited timeframe. The success of these efforts depends on the effective allocation of resources, expansion of our technology development capabilities, leveraging artificial intelligence and emerging technologies, and ensuring access to subject-matter experts. Any delays or failures in these initiatives could impact our ability to comply with legal or regulatory requirements, ensure reliable system performance and effective cybersecurity, recover promptly from system outages, and maintain satisfactory customer and employee experiences. These issues could also hinder our ability to meet customer expectations in terms of future service capabilities and offerings and to grow our business, potentially affecting our operational and financial results and our reputational standing.

The challenges in satisfying the large number of Government Commitments in the required time frames and the significant cumulative cost incurred in tracking, monitoring, and complying with them over multiple years could continue to adversely impact our business, financial condition, and operating results.

In connection with the regulatory proceedings and approvals required to close the Transactions, we agreed to fulfill various Government Commitments. These Government Commitments include, among other things, extensive 5G network build-out commitments, obligations to deliver high-speed wireless services to the vast majority of Americans and marketing our in-home fixed wireless product to households where spectrum capacity is sufficient. Other Government Commitments relate to national security, pricing and availability of rate plans, employment, substantial monetary contributions to support several different organizations, and implementation of diversity, equity and inclusion initiatives. Most Government Commitments have specified time frames for compliance and reporting, and we continue to focus on taking the actions required to fulfill them. Any failure to fulfill our obligations under these Government Commitments in a timely manner could result in substantial fines, penalties, or other legal and administrative actions and/or reputational harm.

We expect to continue incurring significant costs, expenses, and fees to track, monitor, comply with and fulfill our obligations under these Government Commitments over a number of years. In addition, abiding by the Government Commitments may divert our management's time and energy away from other business operations and could force us to make business decisions we would not otherwise make and forego taking actions that might be beneficial to the Company. The challenges in continuing to satisfy the large number of Government Commitments in the required time frames and the cost incurred in tracking, monitoring, and complying with them could also adversely impact our business, financial condition, and operating results and hinder our ability to effectively compete.

Economic, political and market conditions may adversely affect our business, financial condition, and operating results.

Our business, financial condition, and operating results are sensitive to changes in general economic conditions, including interest rates, consumer credit conditions, consumer debt levels, consumer confidence, unemployment rates, economic growth, energy costs, rates of inflation (or concerns about deflation), supply chain disruptions, impacts of current geopolitical conflict or instability, such as the Ukraine-Russia and Israel-Hamas wars and further escalations thereof, and other macroeconomic factors.

The wireless industry, broadly, is dependent on population growth, as a result, we expect the wireless industry's customer growth rate to be moderate in comparison with historical growth rates, leading to ongoing competition for customers. In addition, the Government Commitments place certain limitations on our ability to increase prices, which limits our ability to pass along growing costs to customers. Rising prices for goods, services, and labor due to inflation could adversely impact our margins and/or growth.

Our services and device financing plans are available to a broad customer base, a significant segment of which may be vulnerable to weak economic conditions, particularly our subprime customers. We may have greater difficulty in gaining new customers within this segment, and existing customers may be more likely to terminate service and default on device financing plans due to an inability to pay.

Weak economic and credit conditions may also adversely impact our suppliers, dealers, and wholesale partners or MVNOs, some of which may file for bankruptcy, or may experience cash flow or liquidity problems, or may be unable to obtain or refinance credit such that they may no longer be able to operate. Any of these could adversely impact our ability to distribute, market, or sell our products and services.

Sociopolitical volatility and polarization may adversely affect our business operations and reputation.

The current sociopolitical environment is characterized by deep complexity, volatility, and polarization on various social and political issues. The increasing intersection of technology and politics has led to rapid and unpredictable shifts in public sentiment. Social media and digital platforms have amplified the voices of various stakeholders, creating the potential for swift change in public opinion and stronger reactions to corporate actions. As a company that sells products and services across the nation to millions of customers, these dynamics increase the risk of potential reputational damage, boycotts, and shifts in consumer behavior that could adversely affect our sales and profitability. In this fluid and volatile sociopolitical environment, our ability to respond effectively, sensitively, and authentically to the expectations and concerns of our customers, employees, and other stakeholders is key to mitigating these risks. If we are unable to manage these challenges effectively, there may be adverse impacts to our business, reputation, financial condition, and operating results.

Our business may be adversely impacted if we are not able to successfully manage the ongoing arrangements entered into in connection with the Prepaid Transaction and known or unknown liabilities arising in connection therewith.

In connection with the closing of the Prepaid Transaction, we and DISH entered into certain arrangements, including a Master Network Services Agreement (the "MNSA") and a License Purchase Agreement (as amended, the "DISH License Purchase Agreement"). Pursuant to the MNSA, DISH will receive network services from the Company for a period of seven years. As set forth in the MNSA, the Company provides DISH, among other things, (a) legacy network services for certain Boost Mobile prepaid end users on the Sprint network, (b) T-Mobile network services for certain end users that have been migrated to the T-Mobile network or provisioned on the T-Mobile network by or on behalf of DISH and (c) infrastructure mobile network operator services to assist in the access and integration of the DISH network. Pursuant to the DISH License Purchase Agreement, DISH has agreed to purchase all of Sprint's 800 MHz spectrum (approximately 13.5 MHz of nationwide spectrum) for a total of \$3.6 billion. Pursuant to an amendment to the DISH License Purchase Agreement (the "LPS Amendment") executed by us and DISH and approved by the Court along with a proposed amendment to the Final Judgment on October 23, 2023, if DISH fails to purchase such spectrum on or prior to April 1, 2024, then DISH's sole liability will be that the Company can retain a non-refundable extension fee of \$100 million. In such instance, absent prior approval from the U.S. Department of Justice, T-Mobile is required to conduct an auction sale of all of Sprint's 800 MHz spectrum under the terms set forth in the Final Judgment, but would not be required to divest such spectrum for an amount less than \$3.6 billion.

Failure to successfully manage these ongoing arrangements entered into in connection with the Prepaid Transaction and liabilities arising in connection therewith may result in material unanticipated problems, including diversion of management time and energy, significant expenses and liabilities. There may also be other potential adverse consequences and unforeseen increased expenses or liabilities associated with the Prepaid Transaction, the occurrence of which could materially impact our business, financial condition, liquidity and operating results. In addition, there may be an increase in competition from DISH and other third parties that DISH may enter into commercial agreements with, who are significantly larger and have greater resources and scale advantages as compared to us. Such increased competition may result in our loss of customers and other business relationships.

Any acquisition, divestiture, investment, or merger may subject us to significant risks, any of which may harm our business.

We may pursue acquisitions of, investments in or mergers with other companies, or the acquisition of technologies, services, products or other assets, that we believe would complement or expand our business. We may also elect to divest some of our assets to third parties. Some of these potential transactions could be significant relative to the size of our business and operations. Any such transaction would involve a number of risks and could present financial, managerial and operational challenges, including:

- diversion of management attention from running our existing business;
- increased costs to integrate the networks, spectrum, technology, personnel, customer base and business practices of the company involved in any such transaction with our business;
- potential loss of talent during integration due to differences in culture, locations, or other factors;
- difficulties in effectively integrating the financial, operational and sustainability systems of the business involved in any such transaction into (or supplanting such systems with) our financial, operational and sustainability reporting infrastructure and internal control framework in an effective and timely manner;
- potential exposure to material liabilities not discovered in the due diligence process or as a result of any litigation arising in connection with any such transaction;
- significant transaction-related expenses in connection with any such transaction, whether consummated or not;
- risks related to our ability to obtain any required regulatory approvals necessary to consummate any such transaction; and
- any business, technology, service, or product involved in any such transaction may significantly under-perform relative to our expectations, and we may not achieve the benefits we expect from the transaction, which could, among other things, also result in a write-down of goodwill and other intangible assets associated with such transaction.

For any or all of these reasons, as well as unknown risks, acquisitions, divestitures, investments, or mergers may have a material adverse effect on our business, financial condition, and operating results.

We rely on third parties to provide products and services for the operation of our business, and the failure or inability of such parties to provide these products or services could adversely affect our business, financial condition, and operating results.

We have a diverse set of suppliers to help us develop, maintain, and troubleshoot products and services such as wireless and wireline network components, software development services, and billing and customer service support. However, in certain areas such as, billing services, voice, and data communications transport services, wireless or wireline network infrastructure equipment, handsets, other devices, back-office processes and payment processing, there are a limited number of suppliers who can provide adequate support for us, which decreases our flexibility to switch to alternative third parties. Unexpected termination of our arrangement with any of these suppliers or difficulties in renewing our commercial arrangements with them could have a material and adverse effect on our business operations.

Our suppliers are also subject to their own risks, including, but not limited to, economic, financial and credit conditions, labor force disruptions, geopolitical tensions, disruptions in global supply chain and the risks of natural catastrophic events (such as earthquakes, floods, hurricanes, storms, heatwaves and fires), energy shortages, power outages, equipment failures, terrorist attacks or other hostile acts, and public health crises, such as the COVID-19 pandemic (the “Pandemic”), which may result in performance below the levels required by their contracts. Our business could be severely disrupted if critical suppliers or service providers fail to comply with their contracts or if we experience delays or service degradation during any transition to a new outsourcing provider or other supplier or if we are required to replace the supplied products or services with those from another source, especially if the replacement becomes necessary on short notice. Any such disruptions could have a material adverse effect on our business, financial condition, and operating results.

Further, some of our suppliers may provide services from outside of the United States, which carries additional regulatory and legal obligations. We rely on suppliers to provide us with contractual assurances and to disclose accurate information regarding risks associated with their provision of products or services in accordance with our policies and standards, including our Supplier Code of Conduct and our third-party risk management practices. The failure of our suppliers to comply with our expectations and policies could expose us to additional legal and litigation risks and lead to unexpected contract terminations.

Risks Related to Our Indebtedness

Our substantial level of indebtedness could adversely affect our business flexibility and ability to service our debt, and increase our borrowing costs.

We have, and we expect that we will continue to have, a substantial amount of debt. Our substantial level of indebtedness could have the effect of, among other things, reducing our flexibility in responding to changing business, economic, market and industry conditions and increasing the amount of cash required to service our debt. In addition, this level of indebtedness may also reduce funds available for capital expenditures, any Board-approved share repurchases, dividends or other activities. Those impacts may put us at a competitive disadvantage relative to other companies with lower debt levels. Further, we may need to incur substantial additional indebtedness in the future, subject to the restrictions contained in our debt instruments, if any, which could increase the risks associated with our capital structure.

Our ability to service our substantial debt obligations will depend on future performance, which will be affected by business, economic, market and industry conditions and other factors. There is no guarantee that we will be able to generate sufficient cash flow to service our debt obligations when due. If we are unable to meet such obligations or fail to comply with the financial and other restrictive covenants contained in the agreements governing such debt obligations, we may be required to refinance all or part of our debt, sell important strategic assets at unfavorable prices or make additional borrowings. We may not be able to, at any given time, refinance our debt, sell assets, or make additional borrowings on commercially reasonable terms or at all, which could have a material adverse effect on our business, financial condition, and operating results.

Changes in credit market conditions and other factors could adversely affect our ability to raise debt favorably.

Instability in the global financial markets, inflation, policies of various governmental and regulatory agencies, including changes in monetary policy and interest rates, and other general economic conditions could lead to volatility in the credit and equity markets. This volatility could limit our access to the capital markets, leading to higher borrowing costs or, in some cases, the inability to obtain financing on terms that are acceptable to us or at all. Further, deterioration in our operating performance may lead to a decrease in our credit ratings, which could also impact our ability to access the debt capital markets at rates favorable or acceptable to us.

In addition, any hedging agreements we may enter into to limit our exposure to interest rate increases or foreign currency fluctuations may not offer complete protection from these risks or may be unsuccessful, and consequently may effectively increase the interest rate we pay on our debt or the exchange rate with respect to any debt we may incur in a foreign currency, and any portion not subject to such hedging agreements would have full exposure to interest rate increases or foreign currency fluctuations, as applicable. If any financial institutions that are parties to our hedging agreements were to default on their payment obligations to us, declare bankruptcy or become insolvent, we would be unhedged against the underlying exposures. Any posting of collateral by us under our hedging agreements and the modification or termination of any of our hedging agreements could negatively impact our liquidity or other financial metrics. Any of these risks could have a material adverse effect on our business, financial condition, and operating results.

Risks Related to Legal and Regulatory Matters

Failure to maintain effective internal controls in accordance with Section 404 of the Sarbanes-Oxley Act could result in a loss of investor confidence regarding our financial statements and reputational damage.

Under Section 404 of the Sarbanes-Oxley Act, we, along with our independent registered public accounting firm, are required to report on the effectiveness of our internal control over financial reporting. There can be no assurance that remediation of any material weaknesses that may be identified would be completed in a timely manner or that the remedial measures will prevent other control deficiencies or material weaknesses. If we are unable to remediate material weaknesses in internal control over financial reporting, then our ability to analyze, record and report financial information free of material misstatements, to prepare financial statements within the time periods specified by the rules and forms of the SEC and otherwise to comply with the requirements of Section 404 of the Sarbanes-Oxley Act would be negatively impacted. As a result, we may experience negative impacts to our business financial condition or operating results, which would restrict our ability to access the capital markets, require the expenditure of significant resources to correct the weaknesses or deficiencies, subject us to fines, penalties, investigations, or judgments, harm our reputation, or otherwise cause a decline in trading price of our stock and investor confidence.

Changes in regulations or in the regulatory framework under which we operate could adversely affect our business, financial condition, and operating results.

We are subject to regulatory oversight by various federal, state, and local agencies, as well as judicial review and actions, on issues related to the wireless industry that include, but are not limited to, roaming, interconnection, spectrum allocation and licensing, facilities siting, pole attachments, intercarrier compensation, Universal Service Fund (“USF”), 911 services, robocalling/robotexting, consumer protection, consumer privacy, and cybersecurity. We are also subject to regulations in connection with other aspects of our business, including device financing and insurance activities.

The FCC regulates the licensing, construction, modification, operation, ownership, sale, and interconnection of wireless communications systems, as do some state and local regulatory agencies. In particular, the FCC imposes significant regulation on licensees of wireless spectrum with respect to how radio spectrum is used by licensees, the nature of the services that licensees may offer and how the services may be offered, and the resolution of issues of interference between operators in the same or adjacent spectrum bands. Changes necessary to resolve interference issues or concerns may have a significant impact on our ability to fully utilize our spectrum. Additionally, the FTC and other federal and state agencies have asserted that they have jurisdiction over some consumer protection matters, and the elimination and prevention of anticompetitive business practices with respect to the provision of wireless products and services.

We cannot assure that the FCC or any other federal, state, or local agencies will not adopt regulations, change or discontinue existing programs, implement new programs, or take enforcement or other actions that would adversely affect our business, impose new costs, or require changes in current or planned operations, including timing of the shutdown of legacy technologies. For example, in 2015 and 2016, the FCC established net neutrality and privacy regimes that applied to our operations. Both sets of rules potentially subjected some of our initiatives and practices to more burdensome requirements and heightened scrutiny by federal and state regulators, the public, edge providers, and private litigants regarding whether such initiatives or practices are compliant. While the FCC rules were largely rolled back in 2017, the FCC recently initiated a rulemaking proceeding proposing to reinstate the net neutrality rules, to reassert authority in the broadband privacy arena, and to subject broadband offerings to other forms of regulatory oversight. In addition, the current FCC updated transparency obligations to require nutrition-style broadband label disclosures in 2024 that could prompt regulatory inquiries. In addition, some states and other jurisdictions have enacted laws in these areas (including, for example, California and other states’ net neutrality laws, the CCPA and CPRA as discussed below) and others are considering enacting similar laws. It also is uncertain what rules may be promulgated under the current administration (e.g., the FTC has discussed promulgating privacy rules), perpetuating the risk and uncertainty regarding the regulatory environment and compliance around these issues.

In addition, states are increasingly focused on the quality of service and support that wireless communications service providers provide to their customers and several states have proposed or enacted new and potentially burdensome regulations in this area. We also face potential investigations by, and inquiries from or actions by state public utility commissions. We also cannot assure that Congress will not amend the Communications Act, from which the FCC obtains its authority, and which serves to limit state authority, or enact other legislation in a manner that could be adverse to our business.

Further, government funded programs, such as the Affordable Connectivity Program (ACP) and the Emergency Connectivity Fund (ECF) or Lifeline program, may discontinue due to the exhaustion of funding, which could result in the reduction in low-income customers and the associated revenue.

Failure to comply with applicable regulations could have a material adverse effect on our business, financial condition, and operating results. We could be subject to fines, forfeitures, and other penalties (including, in extreme cases, revocation of our spectrum licenses) for failure to comply with the FCC or other governmental regulations, even if any such noncompliance was unintentional. The loss of any licenses, or any related fines or forfeitures, could adversely affect our business, financial condition, and operating results.

Laws and regulations relating to the handling of privacy and data protection may result in increased costs, legal claims, fines against us, or reputational damage.

Since 2020, a number of states have enacted new, comprehensive privacy laws that create new data privacy rights for residents of those states and new compliance obligations for us and the industry in general, in addition to private rights of action for certain types of data breaches. These include the California Consumer Privacy Act (“CCPA”), recently modified by the California Privacy Rights Act (“CPRA”), similar laws in Colorado, Connecticut, Utah, and Virginia that went into effect in 2023, and similar laws in Delaware, Indiana, Iowa, Montana, Oregon, Tennessee, and Texas that will go into effect in the next few years. Pending legislation in several other states would create similar laws elsewhere. All of these new privacy laws and others that we expect to be developed and enacted going forward will impose additional data protection obligations and

potential liability on companies such as ours doing business in those states. Further, privacy laws also limit our ability to collect and use personal information.

We have incurred and will continue to incur significant implementation costs to ensure compliance with the CCPA, the CPRA, new privacy laws in other states, and their related regulations, including managing the complexity of laws that vary from state to state. Both federal and state governments are considering additional privacy laws and regulations which, if passed, could further impact our business, strategies, offerings, and initiatives and cause us to incur further costs. Any actual or perceived failure to comply with the CCPA, CPRA, other data privacy laws or regulations, or related contractual or other obligations, or any perceived privacy rights violation, could lead to investigations, claims, and proceedings by governmental entities and private parties, damages for contract breaches, and other significant costs, penalties, and other liabilities, as well as harm to our reputation and market position.

Unfavorable outcomes of legal proceedings may adversely affect our business, reputation, financial condition, cash flows and operating results.

We and our affiliates are involved in various disputes, governmental and/or regulatory inspections, investigations and proceedings, mass arbitrations and litigation matters. Such legal proceedings can be complex, costly, and highly disruptive to our business operations by diverting the attention and energy of management and other key personnel.

In connection with the Transactions, we became subject to a number of legal proceedings, including a putative shareholder class action and derivative lawsuit and a putative antitrust class action. For more information, see “– Contingencies and Litigation – Litigation and Regulatory Matters” in Note 17 – Commitments and Contingencies of the Notes to the Consolidated Financial Statements. It is possible that stockholders of T-Mobile and/or Sprint may file additional putative class action lawsuits or shareholder derivative actions against the Company and the legacy T-Mobile board of directors and/or the legacy Sprint board of directors. Among other remedies, these stockholders could seek damages. The outcome of any litigation is uncertain, and any such potential lawsuits could result in substantial costs and may be costly and distracting to management.

Additionally, on April 1, 2020, in connection with the closing of the Merger, we assumed the contingencies and litigation matters of Sprint. Those matters include a wide variety of disputes, claims, government agency investigations and enforcement actions and other proceedings. Unfavorable resolution of these matters could require us to make additional reimbursements and pay additional fines and penalties.

On February 28, 2020, we received a Notice of Apparent Liability for Forfeiture and Admonishment from the FCC, which proposed a penalty against us for allegedly violating Section 222 of the Communications Act and the FCC’s regulations governing the privacy of customer information. We recorded an accrual for an estimated payment amount as of March 31, 2020, which is included in Accounts payable and accrued liabilities on our Consolidated Balance Sheets.

As a result of the August 2021 cyberattack, we are subject to numerous lawsuits, including consolidated class action lawsuits seeking unspecified monetary damages, mass consumer arbitrations, a shareholder derivative lawsuit and inquiries by various government agencies, law enforcement and other governmental authorities, and we may be subject to further regulatory inquiries and private litigation. We are cooperating fully with regulators and vigorously defending against the class actions and other lawsuits. On July 22, 2022, we entered into an agreement to settle the consolidated class action lawsuit. On June 29, 2023, the Court issued an order granting final approval of the settlement, which is subject to potential appeals. Under the terms of the settlement, we would pay an aggregate of \$350 million to fund claims submitted by class members, the legal fees of plaintiffs’ counsel and the costs of administering the settlement. We would also commit to an aggregate incremental spend of \$150 million for data security and related technology in 2022 and 2023. We previously paid \$35 million for claims administration purposes. On July 31, 2023, a class member filed an appeal to the final approval order challenging the Court’s award of attorneys’ fees to class counsel. We expect the remaining portion of the \$350 million settlement payment to fund claims to be made once that appeal is resolved. In connection with the class action settlement and other settlements of separate consumer claims that have been previously completed or are currently pending, we recorded a total pre-tax charge of approximately \$400 million during the three months ended June 30, 2022. In light of the inherent uncertainties involved in such matters and based on the information currently available to us, we believe it is reasonably possible that we could incur additional losses associated with these proceedings and inquiries, and we will continue to evaluate information as it becomes known and will record an estimate for losses at the time or times when it is both probable that a loss has been incurred and the amount of the loss is reasonably estimable. In addition, in connection with the January 2023 cyberattack, we have received notices of consumer class actions and regulatory inquiries, to which we will continue to respond in due course. Ongoing legal and other costs related to these proceedings and inquiries, as well as any potential future proceedings and inquiries related to the August 2021 cyberattack and the January 2023 cyberattack, may be substantial, and losses associated with any adverse judgments, settlements, penalties or

other resolutions of such proceedings and inquiries could be significant and have a material adverse impact on our business, reputation, financial condition, cash flows and operating results.

We, along with equipment manufacturers and other carriers, are subject to current and potential future lawsuits alleging adverse health effects arising from the use of wireless handsets or from wireless transmission equipment such as cell towers. In addition, the FCC has from time to time gathered data regarding wireless device emissions, and its assessment of the risks associated with using wireless devices may evolve based on its findings. Any of these allegations or changes in risk assessments could result in customers purchasing fewer devices and wireless services, could result in significant legal and regulatory liability, and could have a material adverse effect on our business, reputation, financial condition, cash flows and operating results.

The assessment of the outcome of legal proceedings, including our potential liability, if any, is a highly subjective process that requires judgments about future events that are not within our control. The amounts ultimately received or paid upon settlement or pursuant to final judgment, order or decree may differ materially from amounts accrued in our financial statements. In addition, litigation or similar proceedings could impose restraints on our current or future manner of doing business. Such potential outcomes including judgments, awards, settlements or orders could have a material adverse effect on our business, reputation, financial condition, cash flows and operating results.

Our business may be adversely impacted if we are not able to protect our intellectual property rights or if we infringe on the intellectual property rights of others.

We rely on a variety of intellectual property assets, including patents, copyrights, trademarks, and domains, to maintain our competitiveness. If we are unable to protect our intellectual property due to factors such as changes in US intellectual property laws, the value of our intellectual property may become impaired, which may adversely impact our business and financial results.

Additionally, we have faced and will continue to face various litigations alleging that our products or services infringe patents or other intellectual property of third parties. If successful, these litigations could result in an award of financial compensation, including damages or royalties, business disruptions, reputational harm, or an order requiring that we cease offering, selling, and using the relevant products, equipment, services, and network functions. Defending against such litigation is not only costly and time-consuming, but it may also be disruptive to our business operations and divert resources and attention. Furthermore, the outcomes of these litigations are inherently uncertain.

Our suppliers and vendors also have and will continue to face intellectual property litigation related to the technology used in the products, equipment, and services they provide to us. If successful, such litigation against our suppliers and vendors might impact their ability to continue to provide the relevant products, equipment, and services to us.

We offer regulated financial services products. These products expose us to a wide variety of state and federal regulations.

The financing of devices, such as through our EIP, JUMP! On Demand or other leasing programs, such as those acquired in the Merger, has expanded our regulatory compliance obligations. Failure to remain compliant with applicable regulations may increase our risk exposure in the following areas:

- consumer complaints and potential examinations or enforcement actions by federal and state regulatory agencies, including, but not limited to, the Consumer Financial Protection Bureau, state attorneys general, the FCC and the FTC; and
- regulatory fines, penalties, enforcement actions, civil litigation, and/or class action lawsuits. Failure to comply with applicable regulations and the realization of any of these risks could have a material adverse effect on our business, financial condition, and operating results.

Our business may be impacted by new or amended tax laws or regulations or administrative interpretations and judicial decisions affecting the scope or application of tax laws or regulations.

In connection with the products and services we sell, we calculate, collect, and remit various federal, state, and local taxes, fees and regulatory charges (“tax” or “taxes”) to numerous federal, state and local governmental authorities, including federal and state USF contributions and common carrier regulatory charges and public safety fees. As many of our service plans offer taxes

and fees inclusive, our business results could be adversely impacted by increases in taxes and fees. In addition, we incur and pay state and local transaction taxes and fees on purchases of goods and services used in our business.

Tax laws are dynamic and subject to change as new laws are passed and new interpretations of the laws are issued or applied. In many cases, the application of existing, newly enacted or amended tax laws may be uncertain and subject to different interpretations, especially when evaluated against new technologies and telecommunications services, such as broadband internet access and cloud-related services and in the context of our merger with Sprint. Legislative changes, administrative interpretations and judicial decisions affecting the scope or application of tax laws could also impact revenue reported and taxes due on tax inclusive plans. Additionally, failure to comply with any of the tax laws could subject us to additional taxes, fines, penalties, or other adverse actions.

In the event that federal, state, and/or local municipalities were to significantly increase taxes and regulatory or public safety charges on our network, operations, or services, or seek to impose new taxes or charges, it could have a material adverse effect on our business, financial condition, and operating results.

Our wireless licenses are subject to renewal and may be revoked in the event that we violate applicable laws.

Our existing wireless licenses are subject to renewal upon the expiration of the period for which they are granted. Our licenses have been granted with an expectation of renewal and the FCC has approved our license renewal applications. However, the Communications Act provides that licenses may be revoked for cause and license renewal applications denied if the FCC determines that a renewal would not serve the public interest. If we fail to timely file to renew any wireless license or fail to meet any regulatory requirements for renewal, including construction and substantial service requirements, we could be denied a license renewal. Many of our wireless licenses are subject to interim or final construction requirements and there is no guarantee that the FCC will find our construction, or the construction of prior licensees, sufficient to meet the build-out or renewal requirements. Accordingly, we cannot assure that the FCC will renew our wireless licenses upon their expiration. If any of our wireless licenses were to be revoked or not renewed upon expiration, we would not be permitted to provide services under that license, which could have a material adverse effect on our business, financial condition, and operating results.

Risks Related to Ownership of Our Common Stock

Our Certificate of Incorporation designates the Court of Chancery of the State of Delaware as the sole and exclusive forum for certain actions and proceedings, which could limit the ability of our stockholders to obtain a judicial forum of their choice for disputes with the Company or its directors, officers or employees.

Our Certificate of Incorporation provides that, unless we consent in writing to the selection of an alternative forum, the Court of Chancery of the State of Delaware shall be the sole and exclusive forum for (i) any derivative action or proceeding brought on behalf of the Company, (ii) any action asserting a claim of breach of a fiduciary duty owed by any director, officer or employee of the Company to the Company or its stockholders, (iii) any action asserting a claim arising pursuant to any provision of the General Corporation Law of the State of Delaware, the Certificate of Incorporation or the Company's bylaws or (iv) any other action asserting a claim arising under, in connection with, and governed by the internal affairs doctrine. This choice of forum provision does not waive our compliance with our obligations under the federal securities laws and the rules and regulations thereunder. Moreover, the provision does not apply to suits brought to enforce a duty or liability created by the Exchange Act or by the Securities Act of 1933, as amended.

This choice of forum provision may increase costs to bring a claim, discourage claims or limit a stockholder's ability to bring a claim in a judicial forum that the stockholder finds favorable for disputes with the Company or its directors, officers or employees, which may discourage such lawsuits against the Company and its directors, officers and employees, even though an action, if successful, might benefit our stockholders. Alternatively, if a court were to find the choice of forum provision to be inapplicable or unenforceable in an action, we may incur additional costs associated with resolving such matters in other jurisdictions, which could increase our costs of litigation and adversely affect our business and financial condition.

DT controls a majority of the voting power of our common stock and the T-Mobile trademarks we utilize in our business and may have interests that differ from the interests of our other stockholders.

DT is a party to that certain Proxy, Lock-Up and ROFR Agreement, dated as of April 1, 2020, by and between DT and SoftBank (the "SoftBank Proxy Agreement"). Pursuant to the SoftBank Proxy Agreement, at any meeting of our stockholders, the shares of our common stock beneficially owned by SoftBank will be voted in the manner as directed by DT. In addition, DT holds direct and indirect call options that give DT the right to acquire up to approximately 35 million shares of our common stock held by SoftBank.

Accordingly, DT controls a majority of the voting power of our common stock and therefore we are a “controlled company,” as defined in the NASDAQ Stock Market LLC (“NASDAQ”) listing rules, and we are not subject to NASDAQ requirements that would otherwise require us to have a majority of independent directors, a nominating committee composed solely of independent directors or a compensation committee composed solely of independent directors. Accordingly, our stockholders will not be afforded the same protections as stockholders of other NASDAQ-listed companies generally receive with respect to corporate governance for so long as we rely on these exemptions from the corporate governance requirements.

In addition, pursuant to our Certificate of Incorporation and the Second Amended and Restated Stockholders’ Agreement, as long as DT beneficially owns 30% or more of our outstanding common stock, we are restricted from taking certain actions without DT’s prior written consent, including (i) incurring indebtedness above certain levels based on a specified debt to cash flow ratio, (ii) taking any action that would cause a default under any instrument evidencing indebtedness involving DT or its affiliates, (iii) acquiring or disposing of assets or entering into mergers or similar acquisitions in excess of \$1.0 billion, (iv) changing the size of our Board of Directors, (v) subject to certain exceptions, issuing equity of 10% or more of the then-outstanding shares of our common stock, or issuing equity to redeem debt held by DT, (vi) repurchasing or redeeming equity securities or making any extraordinary or in-kind dividend other than on a pro rata basis, or (vii) making certain changes involving our CEO. We are also restricted from amending our Certificate of Incorporation and bylaws in any manner that could adversely affect DT’s rights under the Second Amended and Restated Stockholders’ Agreement for as long as DT beneficially owns 5% or more of our outstanding common stock. These restrictions could prevent us from taking actions that our Board of Directors might otherwise determine are in the best interests of the Company and our stockholders, or that may be in the best interests of our other stockholders.

DT effectively has control over all matters submitted to our stockholders for approval, including the election or removal of directors, changes to our Certificate of Incorporation, a sale or merger of our Company and other transactions requiring stockholder approval under Delaware law. DT’s controlling interest may have the effect of making it more difficult for a third party to acquire, or discouraging a third party from seeking to acquire, the Company and DT, as the controlling stockholder, may have strategic, financial, or other interests different from those of our other stockholders, including as the holder of a portion of our debt and as the counterparty in a number of commercial arrangements, and may make decisions adverse to the interests of our other stockholders.

In addition, we license certain trademarks from DT, including the right to use the trademark “T-Mobile” as a name for the Company and our flagship brand under a trademark license agreement, as amended, with DT. As described in more detail in our Proxy Statement on Schedule 14A filed with the SEC on April 27, 2022 under the heading “Transactions with Related Persons and Approval,” we are obligated to pay DT a royalty in an amount equal to 0.25% (the “royalty rate”) of the net revenue (as defined in the trademark license) generated by products and services sold by the Company under the licensed trademarks subject to a cap of \$80 million per calendar year through December 31, 2028. We and DT are obligated to negotiate a new trademark license when (i) DT has 50% or less of the voting power of the outstanding shares of capital stock of the Company or (ii) any third party owns or controls, directly or indirectly, 50% or more of the voting power of the outstanding shares of capital stock of the Company, or otherwise has the power to direct or cause the direction of the management and policies of the Company. If we and DT fail to agree on a new trademark license, either we or DT may terminate the trademark license and such termination shall be effective, in the case of clause (i) above, on the third anniversary after a notice of termination and, in the case of clause (ii) above, on the second anniversary after a notice of termination. A further increase in the royalty rate or termination of the trademark license could have a material adverse effect on our business, financial condition, and operating results.

We cannot guarantee that our 2023-2024 Stockholder Return Program will be fully utilized or that it will enhance long-term stockholder value.

On September 6, 2023, our Board of Directors authorized a stockholder return program of up to \$19.0 billion through December 31, 2024 (the “2023-2024 Stockholder Return Program”). The 2023-2024 Stockholder Return Program consists of repurchases of shares of our common stock and the payment of cash dividends, with the amount available under the 2023-2024 Stockholder Return Program for share repurchases reduced by the amount of any cash dividends declared by us. As of December 31, 2023, we had used \$2.2 billion to repurchase shares and paid \$747 million in dividends, leaving up to \$16.0 billion available for repurchases and dividends through December 31, 2024. We expect to pay quarterly dividends totaling approximately \$3.0 billion in 2024 and to repurchase up to approximately \$13.0 billion of additional shares.

The specific timing and amount of any share repurchases, and the specific timing and amount of any dividend payments, under the 2023-2024 Stockholder Return Program will depend on prevailing share prices, general economic and market conditions, Company performance and other considerations, such as whether the Company determines that there are other uses for the funds currently authorized for the program that would be more advantageous for our business. In addition, the specific timing

and amount of any dividend payments are subject to declaration on future dates by the Board in its sole discretion. The 2023-2024 Stockholder Return Program could impact our cash flows and affect the trading price of our common stock and increase volatility. We cannot guarantee that the 2023-2024 Stockholder Return Program will be fully consummated or that it will enhance long-term stockholder value. The 2023-2024 Stockholder Return Program does not obligate the Company to acquire any particular amount of common stock or to declare and pay any particular amount of dividends, and the 2023-2024 Stockholder Return Program may be suspended or discontinued at any time at the Company's discretion. Any announcement of termination of the 2023-2024 Stockholder Return Program may result in a decrease in the price of our common stock.

Future sales of our common stock by DT and SoftBank and foreign ownership limitations by the FCC could have a negative impact on our stock price and decrease the value of our stock.

We cannot predict the effect, if any, that market sales of shares of our common stock by DT or SoftBank will have on the prevailing trading price of our common stock. Sales of a substantial number of shares of our common stock could cause our stock price to decline.

We and DT are parties to the Second Amended and Restated Stockholders' Agreement pursuant to which DT is free to transfer its shares in public sales without notice, as long as such transactions would not result in a third party owning more than 30% of the outstanding shares of our common stock. If a transfer were to exceed the 30% threshold, it would be prohibited unless the transfer were approved by our Board of Directors, or the transferee were to make a binding offer to purchase all of the other outstanding shares on the same price and terms. The Second Amended and Restated Stockholders' Agreement does not otherwise impose any other restrictions on the sales of common stock by DT. Moreover, the Second Amended and Restated Stockholders' Agreement generally requires us to cooperate with DT to facilitate the resale of our common stock or debt securities held by DT under shelf registration statements we have filed.

The sale of shares of our common stock by DT or SoftBank (other than in transactions involving the purchase of all of our outstanding shares) could significantly increase the number of shares available in the market, which could cause a decrease in our stock price. In addition, even if DT or SoftBank does not sell a large number of their shares into the market, their rights to transfer a large number of shares into the market could depress our stock price.

Furthermore, under existing law, no more than 20% of an FCC licensee's capital stock may be directly owned, or no more than 25% indirectly owned, or voted by non-U.S. citizens or their representatives, by a foreign government or its representatives or by a foreign corporation. If an FCC licensee is controlled by another entity, up to 25% of that entity's capital stock may be owned or voted by non-U.S. citizens or their representatives, by a foreign government or its representatives or by a foreign corporation. Foreign ownership above the 25% holding company level may be allowed if the FCC finds such higher levels consistent with the public interest. The FCC has ruled that higher levels of foreign ownership, even up to 100%, are presumptively consistent with the public interest with respect to investors from certain nations. If our foreign ownership by previously unapproved foreign parties were to exceed the permitted level without further FCC authorization, the FCC could subject us to a range of penalties, including an order for us to divest the foreign ownership in part, fines, license revocation or denials of license renewals. If ownership of our common stock by an unapproved foreign entity were to become subject to such limitations, or if any ownership of our common stock violates any other rule or regulation of the FCC applicable to us, our Certificate of Incorporation provides for certain redemption provisions at a pre-determined price which may be less than fair market value. These limitations and our Certificate of Incorporation may limit our ability to attract additional equity financing outside the United States and decrease the value of our common stock.

Item 1B. Unresolved Staff Comments

None.

Item 1C. Cybersecurity

Risk Management and Strategy

Our Cybersecurity Approach and Integration

We have implemented processes for overseeing and identifying material risks from cybersecurity threats, and our cybersecurity processes are integrated into the Company's overall risk management system and processes. As part of management's oversight of cybersecurity, our Chief Security Officer ("CSO") presents on our cybersecurity practices to the Nominating and Corporate Governance Committee of our Board of Directors (the "NCG Committee") and to our full Board of Directors on a periodic basis. Our Senior Vice President, Internal Audit & Risk Management (the "Chief Audit Executive"), periodically presents

enterprise risks, including cybersecurity risks, to the Audit Committee of our Board of Directors (the “Audit Committee”). Our Chief Compliance Officer regularly attends meetings at the NCG Committee providing insights from the compliance perspective relating to cybersecurity.

Cyber risk management is a core component of the Company's governance structure. We utilize the National Institute of Standards and Technology's Cybersecurity Framework (“NIST CSF”) as a guide in cyber risk management to identify, assess, and assist the CSO in managing cybersecurity risks. Cyber risk management encompasses partnerships among teams that are responsible for cyber governance, prevention, detection, and remediation activities within the Company's cybersecurity environment. As part of our cyber risk management efforts, we conduct periodic reviews and collaborate with enterprise-wide risk assessments to assess and manage cybersecurity risks. Our cybersecurity team also provides enterprise-wide cybersecurity training for employees to continuously improve our mitigation against human-driven vulnerabilities.

Our management also conducts a quarterly enterprise-wide risk assessment that considers a wide spectrum of risks facing the Company, including cybersecurity. Through these quarterly risk assessments, management informs the Audit Committee on the cyber risk landscape facing the Company and the Company's preparedness to manage such risk. The enterprise-wide risk assessment is a top-down risk assessment that leverages the assessments performed by cyber risk management.

Engagement with External Experts

The Company engages top-tier external cyber security firms, as needed, leveraging their expertise as part of our ongoing effort to evaluate and enhance our cybersecurity program. They help with cyber defense capabilities (including staff enhancement of certain functions) and transformation to mitigate associated threats, reduce risk, enhance our cybersecurity posture, and meet the Company's evolving needs.

Oversight of Third-Party Service Providers

Our third-party risk management program includes processes for identifying and managing material cybersecurity risks arising from third-party providers. Our third-party risk management program actively engages with the enterprise-wide risk assessment process and partners with cyber risk management to report relevant risks to the NCG Committee, the Audit Committee and our internal Enterprise Risk & Compliance Committee. Our third-party risk management program includes cybersecurity as an aspect of its risk assessment of third parties with the objective that key risks are identified and addressed. Moreover, the program also considers risks associated with certain fourth parties, entities that are partners or subcontractors of our direct third-party vendors, through assessments carried out by our third-party service providers.

Cybersecurity Incident Impact

As previously disclosed, in August 2021, we experienced a cybersecurity incident that resulted in numerous lawsuits, including mass arbitration claims and multiple class action lawsuits. In January 2023, we experienced another cybersecurity incident that also resulted in consumer class actions and regulatory inquiries. As a result of the August 2021 cyberattack and the January 2023 cyberattack, we have incurred and may continue to incur significant costs or experience other material financial impacts, which may not be covered by, or may exceed the coverage limits of, our cyber liability insurance, and such costs and impacts may have a material adverse effect on our business, reputation, financial condition, cash flows and operating results. For additional details regarding the impact of both cybersecurity incidents, see Note 17 – Commitments and Contingencies of the Notes to the Consolidated Financial Statements.

We have not identified other known risks from previous cybersecurity threats that have materially affected or are reasonably likely to materially affect us. However, we face ongoing risks from certain cybersecurity threats that, if realized, are reasonably likely to materially affect business strategy, results of operations, or financial condition. See “Risk Factors – *We have experienced criminal cyberattacks and could in the future be further harmed by disruption, data loss or other security breaches, whether directly or indirectly through third parties whose products and services we rely on in operating our business.*”

Governance

Disclosure of Management's Responsibilities

Transformation and Chief Information & Digital Officer

The Transformation and Chief Information & Digital Officer under the direction of the Company's Chief Executive Officer, is responsible for overseeing the Company's information technology systems, digital capabilities, and cybersecurity practices. The

CSO, under the direction of the Transformation and Chief Information & Digital Officer, is responsible for overseeing the cybersecurity organization and promoting a security-centric culture throughout our business and operational functions. The CSO is at the forefront of enhancing our cybersecurity framework and strengthening the overall cybersecurity program. This involves upgrading tools and capabilities, which are part of a broader, multi-year strategy to continue to enhance security measures. The CSO oversees the cyber risk management function, which identifies cybersecurity threats, assesses cybersecurity risks and supports the Transformation and Chief Information & Digital Officer and the Company in managing such risks. As the Company's Executive Vice President, Transformation and Chief Information & Digital Officer, Néstor Cano has served in several leadership positions at both the Company and Sprint, including as Sprint's Chief Operating Officer, overseeing, among other things, Sprint's digital architecture and delivery. Mr. Cano studied industrial engineering at Barcelona Polytechnic University, attended the Executive Distribution Academy by INSEAD Business School in Fontainebleau, France, and also completed his post-graduate degree in executive management at IESE Business School in Barcelona, Spain.

As the Company's CSO, Jeff Simon has extensive experience in risk management and information security, including serving as the Chief Information Security Officer at Fidelity National Information Services, Inc. Mr. Simon received his Master of Science in Computer Science, Software Engineering & Artificial Intelligence from the Johns Hopkins Whiting School of Engineering and Bachelor of Science in Business Administration and Applied Economics from Marquette University. Mr. Simon is a Certified Information Systems Security Professional.

Enterprise Risk & Compliance Committee

Our Enterprise Risk & Compliance Committee is comprised of a collective of senior management representatives and subject matter experts from across the Company. The Enterprise Risk & Compliance Committee is chaired by the Chief Financial Officer ("CFO") of the Company, with the Executive Vice President & General Counsel as the co-chair and comprises core members including the Transformation and Chief Information & Digital Officer, while the CSO serves in an advisory capacity. The purpose of the Enterprise Risk & Compliance Committee is to oversee and govern the Company's risk management, environmental, social, corporate governance, cybersecurity, and operational compliance activities, as well as provide a means of bringing risk issues to the attention of management. Specific to cybersecurity, the Transformation and Chief Information & Digital Officer and the CSO have the expertise to provide insights into the nature of cyber threats, the Company's readiness, and actions taken to mitigate such risks.

Disclosure of the Board's Roles and Responsibilities

Our Board of Directors oversees risks from cybersecurity threats using a multi-faceted approach that involves the NCG Committee and Audit Committee and various executive roles. Additionally, our Transformation and Chief Information & Digital Officer and CSO report on cybersecurity to the full Board.

Nominating and Corporate Governance Committee

The NCG Committee oversees risks associated with data privacy and information security, which encompasses cybersecurity. Our CSO and Chief Compliance Officer, among other executives, provide periodic reports to the NCG Committee and also meet with the NCG Committee to discuss any material events when they arise. The periodic reports are designed to keep the NCG Committee abreast of the Company's cybersecurity practices, risks and trends in cybersecurity threats. The NCG Committee also has discussions with management focused on evaluating the Company's exposure to cybersecurity risks and cybersecurity practices in place to mitigate such risks. These discussions enable the NCG Committee to be informed of the steps management is taking to detect, monitor and manage cybersecurity risks. These reports to the NCG Committee typically include information on any significant incidents that have occurred, how they were managed, and any changes to the risk profile of the Company. The NCG Committee seeks updates to facilitate proactive governance and to allow the NCG Committee to address emerging cybersecurity issues with management.

Audit Committee

The Audit Committee is integral to overseeing the Company's overall risk management strategies, including cybersecurity risks and disclosures. To keep the Audit Committee informed, the Chief Audit Executive maintains a direct and open communication channel with the Audit Committee. Regular meetings are held for the Chief Audit Executive to report to the Audit Committee. These include an enterprise-wide risk assessment that highlights cybersecurity risks and cybersecurity risk mitigation actions. Additionally, the Audit Committee receives updates on significant incidents and cybersecurity risks that have been presented to or discussed with the Enterprise Risk and Compliance Committee.

Item 2. Properties

Our properties are best described on a collective basis, as no individual property is material. Our property and equipment consists of the following:

(percent of gross property and equipment)	December 31, 2023	December 31, 2022
Wireless communications systems	68 %	68 %
Land, buildings and building equipment	5 %	5 %
Data processing equipment and other	27 %	27 %
Total	100 %	100 %

Wireless communications systems primarily consist of assets used to operate our wireless network and information technology data centers, including switching equipment, radio frequency equipment, tower assets, High Speed Internet routers, construction in progress and leasehold improvements related to the wireless network and asset retirement costs.

Land, buildings and building equipment primarily consist of land and land improvements, central office buildings or any other buildings that house network equipment, buildings used for administrative and other purposes, related construction in progress and certain network service equipment.

Data processing equipment and other primarily consist of data processing equipment, office equipment, capitalized software, leased wireless devices, construction in progress and leasehold improvements.

We also lease distributed antenna systems and small cell sites, as well as properties throughout the United States that contain data and switching centers, customer call centers, retail locations, warehouses and administrative spaces.

Item 3. Legal Proceedings

For more information regarding the legal proceedings in which we are involved, see Note 17 – Commitments and Contingencies of the Notes to the Consolidated Financial Statements.

Item 4. Mine Safety Disclosures

Not applicable.

PART II.

Item 5. Market for Registrant’s Common Equity, Related Stockholder Matters and Issuer Purchases of Equity Securities

Market Information

Our common stock is traded on the NASDAQ Global Select Market under the symbol “TMUS.” We are included within the S&P 500 in the Wireless Telecommunication Services GICS (Global Industry Classification Standard) Sub-Industry index. As of January 31, 2024, there were 15,240 registered stockholders of record of our common stock, but we estimate the total number of stockholders to be much higher as a number of our shares are held by brokers or dealers for their customers in street name.

On September 25, 2023, our Board of Directors declared a cash dividend of \$0.65 per share on our issued and outstanding shares of common stock, which was paid on December 15, 2023. We intend to declare and pay approximately \$3.0 billion in total additional dividends in 2024, with payments occurring each quarter during the year. The dividend amount paid per share is expected to grow by around 10% annually with the first increase expected in the fourth quarter of 2024; however, the declaration and payment of all dividends is subject to the discretion of our Board of Directors and will depend on financial and legal requirements and other considerations.

Subsequent to December 31, 2023, on January 24, 2024, our Board of Directors declared a cash dividend of \$0.65 per share on our issued and outstanding common stock, which is payable on March 14, 2024, to stockholders of record as of the close of business on March 1, 2024.

Issuer Purchases of Equity Securities

The table below provides information regarding our share repurchases during the three months ended December 31, 2023:

(in millions, except share and per share amounts)	Total Number of Shares Purchased	Average Price Paid per Share	Total Number of Shares Purchased as Part of Publicly Announced Plans or Programs	Approximate Dollar Value of Shares that may yet be Purchased Under the Plans or Programs ⁽¹⁾
October 1, 2023 - October 31, 2023	7,980,509	\$ 140.09	7,980,509	\$ 17,135
November 1, 2023 - November 30, 2023	5,675,804	147.45	5,675,804	16,298
December 1, 2023 - December 31, 2023	1,807,794	158.53	1,807,794	16,012
Total	<u>15,464,107</u>		<u>15,464,107</u>	

- (1) On September 6, 2023, our Board of Directors authorized our 2023-2024 Stockholder Return Program for up to \$19.0 billion of repurchases of our common stock and payment of dividends through December 31, 2024. The amounts presented represent the remaining dollar amount authorized for purchase under the 2023-2024 Stockholder Return Program as of the end of the period, which has been reduced by the amount of any cash dividends declared and paid by the Company.

On December 19, 2023, the U.S. Court of Appeals for the Fifth Circuit vacated the SEC amendments to share repurchase disclosure requirements. Accordingly, we will continue to present monthly share repurchase activity in this Item.

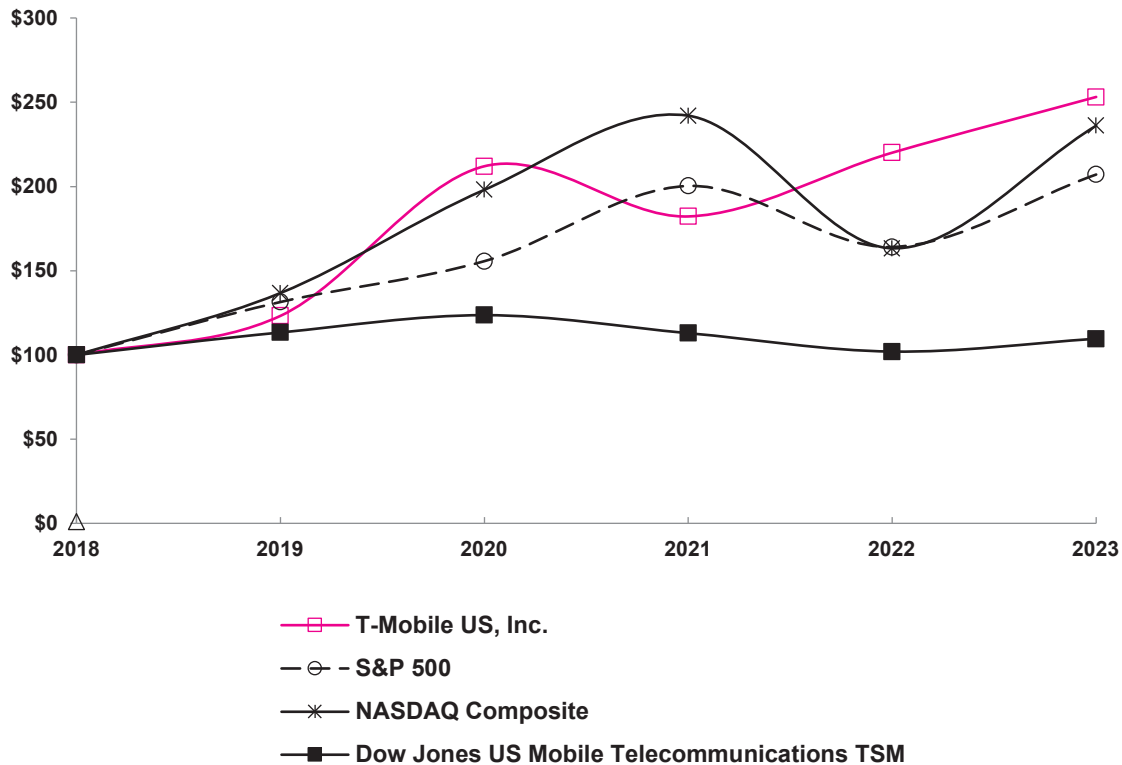
See Note 13 - Stockholder Return Programs of the Notes to the Consolidated Financial Statements for more information about our 2023-2024 Stockholder Return Program.

Performance Graph

The graph below compares the five-year cumulative total returns of T-Mobile, the S&P 500 index, the NASDAQ Composite index and the Dow Jones US Mobile Telecommunications TSM index. The graph tracks the performance of a \$100 investment, with the reinvestment of all dividends, from December 31, 2018 to December 31, 2023.

COMPARISON OF 5 YEAR CUMULATIVE TOTAL RETURN*

Among T-Mobile US, Inc., the S&P 500 Index, the NASDAQ Composite Index and the Dow Jones US Mobile Telecommunications TSM Index



*\$100 invested on 12/31/18 in stock or index, including reinvestment of dividends. Fiscal year ending December 31.

Copyright© 2024 Standard & Poor's, a division of S&P Global. All rights reserved.
Copyright© 2024 S&P Dow Jones Indices LLC, a division of S&P Global. All rights reserved.

The five-year cumulative total returns of T-Mobile, the S&P 500 index, the NASDAQ Composite index and the Dow Jones US Mobile Telecommunications TSM index, as illustrated in the graph above, are as follows:

(in dollars)	At December 31,					
	2018	2019	2020	2021	2022	2023
T-Mobile US, Inc.	\$ 100.00	\$ 123.28	\$ 211.99	\$ 182.33	\$ 220.09	\$ 253.14
S&P 500	100.00	131.49	155.68	200.37	164.08	207.21
NASDAQ Composite	100.00	136.69	198.10	242.03	163.28	236.17
Dow Jones US Mobile Telecommunications TSM	100.00	113.40	123.64	112.98	101.97	109.60

The stock price performance included in this graph is not necessarily indicative of future stock price performance.

Item 6. [Reserved]

Item 7. Management’s Discussion and Analysis of Financial Condition and Results of Operations

Overview

The objectives of our Management’s Discussion and Analysis of Financial Condition and Results of Operations (“MD&A”) are to provide users of our consolidated financial statements with the following:

- A narrative explanation from the perspective of management of our financial condition, results of operations, cash flows, liquidity and certain other factors that may affect future results;
- Context to the consolidated financial statements; and
- Information that allows assessment of the likelihood that past performance is indicative of future performance.

Our MD&A is provided as a supplement to, and should be read together with, our audited consolidated financial statements as of December 31, 2023 and 2022, and for each of the three years in the period ended December 31, 2023, included in Part II, Item 8 of this Form 10-K. Except as expressly stated, the financial condition and results of operations discussed throughout our MD&A are those of T-Mobile US, Inc. and its consolidated subsidiaries.

Sprint Merger, Network Integration and Decommissioning Activities

Transaction Overview

On April 1, 2020, we completed the Merger with Sprint, a communications company offering a comprehensive range of wireless and wireline communications products and services. As a result, Sprint and its subsidiaries became wholly owned consolidated subsidiaries of T-Mobile.

Contingent Consideration

As previously reported, on February 20, 2020, T-Mobile, SoftBank and DT entered into a letter agreement (the “Letter Agreement”) concurrently with an amendment to the Business Combination Agreement. The Letter Agreement required SoftBank to cause its applicable affiliates to surrender to T-Mobile, for no additional consideration, 48,751,557 shares of T-Mobile’s common stock immediately following the effective time of the Merger. The Letter Agreement also required T-Mobile to issue to SoftBank an equivalent number of shares (the “SoftBank Specified Shares”), for no additional consideration, if the trailing 45-trading day volume-weighted average price per share (“VWAP”) of T-Mobile’s common stock on NASDAQ was equal to or greater than \$150.00, as adjusted in accordance with the Letter Agreement (the “Threshold Price”), at any time during the period from April 1, 2022, through December 31, 2025 (the “Measurement Period”).

As of the close of trading on December 22, 2023, the 45-trading day VWAP exceeded \$149.35, the then-current Threshold Price. On December 28, 2023, T-Mobile issued the SoftBank Specified Shares to SoftBank in accordance with the Letter Agreement.

Merger-Related Costs

Merger-related costs associated with the Merger and acquisitions of affiliates generally include:

- Integration costs to achieve efficiencies in network, retail, information technology and back office operations, migrate customers to the T-Mobile network and billing systems and the impact of legal matters assumed as part of the Merger;
- Restructuring costs, including severance, store rationalization and network decommissioning; and
- Transaction costs, including legal and professional services related to the completion of the transactions.

Restructuring costs are disclosed in Note 18 – Restructuring Costs of the Notes to the Consolidated Financial Statements. Merger-related costs have been excluded from our calculations of Adjusted EBITDA and Core Adjusted EBITDA, which are non-GAAP financial measures, as we do not consider these costs to be reflective of our ongoing operating performance. See “Adjusted EBITDA and Core Adjusted EBITDA” in the “Performance Measures” section of this MD&A. Net cash payments for Merger-related costs, including payments related to our restructuring plan, are included in Net cash provided by operating activities on our Consolidated Statements of Cash Flows.

Merger-related costs are presented below:

(in millions)	Year Ended December 31,			2023 Versus 2022		2022 Versus 2021		
	2023	2022	2021	\$ Change	% Change	\$ Change	% Change	
Merger-related costs								
Cost of services, exclusive of depreciation and amortization	\$ 652	\$ 2,670	\$ 1,015	\$ (2,018)	(76)%	\$ 1,655	163 %	
Cost of equipment sales, exclusive of depreciation and amortization	(12)	1,524	1,018	(1,536)	(101)%	506	50 %	
Selling, general and administrative	394	775	1,074	(381)	(49)%	(299)	(28)%	
Total Merger-related costs	<u>\$ 1,034</u>	<u>\$ 4,969</u>	<u>\$ 3,107</u>	<u>\$ (3,935)</u>	<u>(79)%</u>	<u>\$ 1,862</u>	<u>60 %</u>	
Net cash payments for Merger-related costs	\$ 1,973	\$ 3,364	\$ 2,170	\$ (1,391)	(41)%	\$ 1,194	55 %	

We expect to incur all of the remaining restructuring and integration costs associated with the Merger by the first half of 2024, with the cash expenditure for the Merger-related costs extending beyond 2024. Cash payments extending beyond 2024 primarily relate to operating and financing leases for which we have recognized accelerated lease expense. See the “Contractual Obligations” section of this MD&A for more details on the expected amount and timing of lease payments.

Network Integration

To achieve Merger synergies in network costs, we performed rationalization activities to identify duplicative networks, backhaul services and other agreements, in addition to decommissioning certain small cell sites and distributed antenna systems. Our integration and decommissioning initiatives also included the acceleration or termination of certain of our operating and financing leases for cell sites, switch sites and network equipment. As of December 31, 2022, we had decommissioned substantially all Sprint macro sites targeted for shut down, resulting in a significant decrease in network decommissioning costs in 2023, and we expect to incur all of the remaining restructuring costs by the first half of 2024, with the related cash outflows extending beyond the first half of 2024.

To allow for the realization of these synergies associated with network integration, we retired certain legacy networks, including the legacy Sprint CDMA network in the second quarter and the legacy Sprint LTE network in the third quarter of 2022. Customers impacted by the decommissioning of these networks have been excluded from our customer base and postpaid account base. See the “Performance Measures” section of this MD&A for more details.

Restructuring

Upon the close of the Merger, we began implementing restructuring initiatives to realize cost efficiencies from the Merger. The major activities associated with the restructuring initiatives included:

- Contract termination costs associated with rationalization of retail stores, distribution channels, duplicative network and backhaul services and other agreements;
- Severance costs associated with the reduction of redundant processes and functions; and
- The decommissioning of certain small cell sites and distributed antenna systems to achieve Merger synergies in network costs.

For more information regarding our restructuring activities, see Note 18 – Restructuring Costs of the Notes to the Consolidated Financial Statements.

2023 Workforce Reduction

In August 2023, we implemented an initiative to reduce the size of our workforce by approximately 5,000 positions, just under 7% of our total employee base, primarily in corporate and back-office functions and some technology roles.

For more information regarding our restructuring activities, see Note 18 – Restructuring Costs of the Notes to the Consolidated Financial Statements.

Wireline

Previously, the operation of the legacy Sprint CDMA and LTE wireless networks was supported by the legacy Sprint Wireline network. During the second quarter of 2022, we retired the legacy Sprint CDMA network and began the orderly shut-down of the LTE network, which was completed during the third quarter of 2022. As a result of these actions during the second quarter of 2022, we determined that the retirement of the legacy Sprint CDMA and LTE wireless networks triggered the need to assess the Wireline long-lived assets for impairment, as these assets no longer support our wireless network and the associated customers and cash flows in a significant manner. The results of this assessment indicated that certain Wireline long-lived assets were impaired, and as a result, we recorded non-cash impairment expense of \$477 million related to Wireline Property and equipment, Operating lease right-of-use assets and Other intangible assets for the year ended December 31, 2022, all of which relates to the impairment recognized during the three months ended June 30, 2022.

For more information regarding this non-cash impairment, see Note 14 – Wireline of the Notes to the Consolidated Financial Statements.

On September 6, 2022, we entered into the Wireline Sale Agreement to sell the Wireline Business for a total purchase price of \$1. We also committed to make payments totaling \$700 million under an IP transit services agreement, consisting of (i) \$350 million in equal monthly installments during the first year after the closing of the Wireline Transaction and (ii) \$350 million in equal monthly installments over the subsequent 42 months (the transactions as contemplated by the Wireline Sale Agreement and the IP transit services agreement are collectively referred to as the “Wireline Transaction”). Prior to the closing of the Wireline Transaction, we recognized a pre-tax loss of \$1.1 billion during the year ended December 31, 2022, which is included within (Gain) loss on disposal group held for sale on our Consolidated Statements of Comprehensive Income. On May 1, 2023, pursuant to the Wireline Sale Agreement, upon the terms and subject to the conditions thereof, we completed the Wireline Transaction.

For more information regarding the Wireline Sale Agreement, see Note 14 – Wireline of the Notes to the Consolidated Financial Statements.

Acquisition of Ka’ena Corporation

On March 9, 2023, we entered into a Merger and Unit Purchase Agreement for the acquisition of 100% of the outstanding equity of Ka’ena Corporation and its subsidiaries including, among others, Mint Mobile LLC (collectively, “Ka’ena”), for a maximum purchase price of \$1.35 billion to be paid out 39% in cash and 61% in shares of T-Mobile common stock. The purchase price is variable dependent upon specified performance indicators of Ka’ena during certain periods before and after closing and consists of an upfront payment at closing of the transaction, subject to certain agreed-upon working capital and other adjustments, and a variable earnout payable 24 months after closing of the transaction. Our estimate of the upfront payment is subject to Ka’ena’s underlying business performance and the timing of transaction close, and has been updated to \$1.2 billion, before working capital and other adjustments. The acquisition is subject to certain customary closing conditions, including certain regulatory approvals, and is expected to close by the end of the first quarter of 2024.

Ka’ena is currently one of our wholesale partners, offering wireless telecommunications services to customers leveraging our network. Upon closing of the transaction, we expect to recognize customers of Ka’ena as prepaid customers and we expect to see an increase in Prepaid revenues, partially offset by a decrease in Wholesale and other service revenues.

Revenue Trends

In 2024, we expect Postpaid service revenues to continue to grow, primarily due to continued postpaid account and customer growth as well as Postpaid Average Revenue per Account (“postpaid ARPA”) growth driven by the execution of our strategy to continuously deepen our account relationships, including growth in High Speed Internet. We also expect an increase in Prepaid revenues, partially offset by a decrease in Wholesale and other service revenues, upon the closing of our previously announced acquisition of Ka’ena. In addition, Wholesale and other service revenues are expected to continue to decline due to the migration by Verizon of legacy TracFone customers off of the T-Mobile network and as DISH services more of its Boost customers with their standalone network.

Operating Expense Trends

In 2024, we expect Total operating expenses to increase, primarily driven by higher Depreciation and amortization from assets placed into service associated with the accelerated build-out of our nationwide 5G network and the acceleration of certain technology assets as we continue to modernize our network and technology systems and platforms, as well as higher Cost of equipment sales, driven by higher expected unit sales from a growing customer base. We expect these increases to be partially offset by the full year synergy realization from the Merger benefiting Cost of services and Selling, general and administrative expense as well as a significant decrease in Merger-related costs, as substantially all of our restructuring and integration activities have been completed. We also expect benefits to Cost of services and Selling, general and administrative expense from reduced personnel-related expenses as a result of the 2023 workforce reduction.

Macroeconomic Trends

Macroeconomic trends may result in adverse impacts on our business, and we continue to monitor these potential impacts, including potential economic recession, changes in the Federal Reserve's monetary policy, as well as geopolitical risks, including the Ukraine-Russia and Israel-Hamas wars and further escalations thereof. Such scenarios and uncertainties may affect, among others, expected credit loss activity as well as certain fair value estimates.

To date, price inflation has not had a significant impact on our operations as we have fixed rates established through long-term contracts for many of our most significant costs, including tower agreements and backhaul contracts. Similarly, our exposure to the impact of rising interest rates is limited, primarily to any new debt issuances or draws on our revolving credit facility, as interest is paid on our Senior Notes at a fixed rate. We continue to monitor the impact of these trends on the payment performance of our customers.

Results of Operations

Set forth below is a summary of our consolidated financial results:

(in millions)	Year Ended December 31,			2023 Versus 2022		2022 Versus 2021	
	2023	2022	2021	\$ Change	% Change	\$ Change	% Change
Revenues							
Postpaid revenues	\$ 48,692	\$ 45,919	\$ 42,562	\$ 2,773	6 %	\$ 3,357	8 %
Prepaid revenues	9,767	9,857	9,733	(90)	(1)%	124	1 %
Wholesale and other service revenues	4,782	5,547	6,074	(765)	(14)%	(527)	(9)%
Total service revenues	63,241	61,323	58,369	1,918	3 %	2,954	5 %
Equipment revenues	14,138	17,130	20,727	(2,992)	(17)%	(3,597)	(17)%
Other revenues	1,179	1,118	1,022	61	5 %	96	9 %
Total revenues	78,558	79,571	80,118	(1,013)	(1)%	(547)	(1)%
Operating expenses							
Cost of services, exclusive of depreciation and amortization shown separately below	11,655	14,666	13,934	(3,011)	(21)%	732	5 %
Cost of equipment sales, exclusive of depreciation and amortization shown separately below	18,533	21,540	22,671	(3,007)	(14)%	(1,131)	(5)%
Selling, general and administrative	21,311	21,607	20,238	(296)	(1)%	1,369	7 %
Impairment expense	—	477	—	(477)	(100)%	477	NM
(Gain) loss on disposal group held for sale	(25)	1,087	—	(1,112)	(102)%	1,087	NM
Depreciation and amortization	12,818	13,651	16,383	(833)	(6)%	(2,732)	(17)%
Total operating expenses	64,292	73,028	73,226	(8,736)	(12)%	(198)	— %
Operating income	14,266	6,543	6,892	7,723	118 %	(349)	(5)%
Other expense, net							
Interest expense, net	(3,335)	(3,364)	(3,342)	29	(1)%	(22)	1 %
Other income (expense), net	68	(33)	(199)	101	(306)%	166	(83)%
Total other expense, net	(3,267)	(3,397)	(3,541)	130	(4)%	144	(4)%
Income before income taxes	10,999	3,146	3,351	7,853	250 %	(205)	(6)%
Income tax expense	(2,682)	(556)	(327)	(2,126)	382 %	(229)	70 %
Net income	\$ 8,317	\$ 2,590	\$ 3,024	\$ 5,727	221 %	\$ (434)	(14)%
Statement of Cash Flows Data							
Net cash provided by operating activities	\$ 18,559	\$ 16,781	\$ 13,917	\$ 1,778	11 %	\$ 2,864	21 %
Net cash used in investing activities	(5,829)	(12,359)	(19,386)	6,530	(53)%	7,027	(36)%
Net cash (used in) provided by financing activities	(12,097)	(6,451)	1,709	(5,646)	88 %	(8,160)	(477)%
Non-GAAP Financial Measures							
Adjusted EBITDA	\$ 29,428	\$ 27,821	\$ 26,924	\$ 1,607	6 %	\$ 897	3 %
Core Adjusted EBITDA	29,116	26,391	23,576	2,725	10 %	2,815	12 %
Adjusted Free Cash Flow	13,586	7,656	5,646	5,930	77 %	2,010	36 %

NM - Not Meaningful

The following discussion and analysis is for the year ended December 31, 2023, compared to the same period in 2022, unless otherwise stated. For a discussion and analysis of the year ended December 31, 2022, compared to the same period in 2021, please refer to Management’s Discussion and Analysis of Financial Condition and Results of Operations included in Part II, Item 7 of our Annual Report on Form 10-K for the year ended December 31, 2022, filed with the SEC on February 14, 2023.

Total revenues decreased \$1.0 billion, or 1%. The components of these changes are discussed below.

Postpaid revenues increased \$2.8 billion, or 6%, primarily from:

- Higher average postpaid accounts; and
- Higher postpaid ARPA. See “Postpaid ARPA” in the “Performance Measures” section of this MD&A.

Prepaid revenues decreased slightly, primarily from:

- Lower prepaid ARPU. See “Prepaid ARPU” in the “Performance Measures” section of this MD&A; mostly offset by
- Higher average prepaid customers.

Wholesale and other service revenues decreased \$765 million, or 14%, primarily from:

- Lower Wireline revenues due to the sale of the Wireline Business on May 1, 2023. See Note 14 - Wireline of the Notes to the Consolidated Financial Statements for additional information; and
- Lower MVNO revenues, primarily due to the migration of legacy TracFone customers off of the T-Mobile network and as DISH services more of its Boost customers with their standalone network, partially offset by growth in other MVNO partners.

Equipment revenues decreased \$3.0 billion, or 17%, primarily from:

- A decrease of \$1.5 billion in device sales revenue, excluding purchased leased devices, primarily from:
 - A decrease in the number of devices sold, primarily driven by higher postpaid upgrades in the prior year period related to facilitating the migration of Sprint customers to the T-Mobile network and longer device lifecycles, as well as lower prepaid and Assurance Wireless device sales; partially offset by
 - Slightly higher average revenue per device sold, primarily driven by an increase in the high-end phone mix, including from the impact of a decrease in sales of low-end Assurance Wireless devices, and higher promotions in the prior year period, which included promotions for Sprint customers to facilitate the migration to the T-Mobile network;
- A decrease of \$1.1 billion in lease revenues and a decrease of \$228 million in customer purchases of leased devices, primarily due to a lower number of customer devices under lease as a result of the continued strategic shift in device financing from leasing to EIP; and
- A decrease of \$286 million in accessory revenue, primarily due to a decrease in the number of associated devices sold.

Other revenues increased \$61 million, or 5%, primarily from:

- Higher interest income driven by higher imputed interest rates on EIP, which is recognized over the device financing term.

Total operating expenses decreased \$8.7 billion, or 12%. The components of this change are discussed below.

Cost of services, exclusive of depreciation and amortization, decreased \$3.0 billion, or 21%, primarily from:

- A decrease of \$2.0 billion in Merger-related costs related to network decommissioning and integration as the majority of our decommissioning efforts were completed in 2022;
- Higher realized Merger synergies; and
- Lower costs due to the sale of the Wireline Business on May 1, 2023. See Note 14 – Wireline of the Notes to the Consolidated Financial Statements for additional information; partially offset by
- \$141 million of severance and related costs associated with the August 2023 workforce reduction; and
- Higher site costs related to the continued build-out of our nationwide 5G network.

Cost of equipment sales, exclusive of depreciation and amortization, decreased \$3.0 billion, or 14%, primarily from:

- A decrease of \$2.7 billion in device cost of equipment sales, excluding purchased leased devices, primarily from:
 - A decrease in the number of devices sold, primarily driven by higher postpaid upgrades in the prior year period related to facilitating the migration of Sprint customers to the T-Mobile network and longer device lifecycles, as well as lower prepaid and Assurance Wireless device sales; partially offset by
 - Slightly higher average cost per device sold driven by an increase in the high-end phone mix, including from the impact of a decrease in sales of low-end Assurance Wireless devices; and
- A decrease of \$132 million in accessory costs, primarily due to a decrease in the number of associated devices sold.
- Cost of equipment sales for the year ended December 31, 2023, included \$12 million of Merger-related recoveries, compared to \$1.5 billion of Merger-related costs for the year ended December 31, 2022.

Selling, general and administrative expense decreased slightly, primarily from:

- A decrease of \$381 million in Merger-related costs and higher realized Merger synergies;
- Lower legal-related expenses, including from the impact of \$400 million recognized in June 2022 associated with the settlement of certain litigation resulting from the August 2021 cyberattack;
- Lower costs related to outsourced functions; and
- A decrease of \$177 million in bad debt expense and losses from sales of receivables; mostly offset by
- \$321 million of severance and related costs associated with the August 2023 workforce reduction;
- Higher commission amortization expense;
- Higher advertising expense; and
- Gains from the sale of certain IP addresses held by the Wireline Business of \$121 million recognized during the year ended December 31, 2022.
- Selling, general and administrative expense for the year ended December 31, 2023, included \$394 million of Merger-related costs, which were net of legal settlement gains of \$134 million, compared to \$775 million of Merger-related costs for the year ended December 31, 2022, which were net of legal settlement gains of \$333 million.

Impairment expense was \$477 million for the year ended December 31, 2022, due to the non-cash impairment of certain Wireline Property and equipment, Operating lease right-of-use assets and Other intangible assets. There was no impairment expense for the year ended December 31, 2023. See Note 14 – Wireline of the Notes to the Consolidated Financial Statements for additional information.

(Gain) loss on disposal group held for sale was a gain of \$25 million for the year ended December 31, 2023, and a loss of \$1.1 billion for the year ended December 31, 2022. See Note 14 – Wireline of the Notes to the Consolidated Financial Statements for additional information.

Depreciation and amortization decreased \$833 million, or 6%, primarily from:

- A decrease of \$959 million in depreciation expense on leased devices, resulting from a lower number of total customer devices under lease; and
- Certain 4G-related network assets becoming fully depreciated, including assets impacted by the decommissioning of the legacy Sprint CDMA and LTE networks in 2022; partially offset by
- Higher depreciation expense, excluding leased devices, from the continued build-out of our nationwide 5G network and increased in-service internally developed and purchased software.

Operating income, the components of which are discussed above, increased \$7.7 billion, or 118%.

Interest expense, net decreased slightly, primarily from:

- Higher interest income, primarily due to higher average balances and higher average interest rates on short-term cash equivalents; and
- Higher capitalized interest, primarily driven by deployment activities associated with our C-band spectrum licenses; mostly offset by
- Higher interest expense, primarily due to higher average debt outstanding and a higher average effective interest rate.

Other income (expense), net changed \$101 million, from net expense of \$33 million for the year ended December 31, 2022, to net income of \$68 million for the year ended December 31, 2023, primarily from:

- Amortization of actuarial gains related to our Pension Plan; and
- Gains on certain investments.

Income before income taxes, the components of which are discussed above, was \$11.0 billion and \$3.1 billion for the years ended December 31, 2023 and 2022, respectively.

Income tax expense increased \$2.1 billion, primarily from:

- Higher income before income taxes; and
- Tax benefits recognized during the year ended December 31, 2022, associated with certain entity restructuring, that did not impact 2023.

Our effective tax rate was 24.4% and 17.7% for the years ended December 31, 2023 and 2022, respectively.

Net income, the components of which are discussed above, was \$8.3 billion and \$2.6 billion for the years ended December 31, 2023 and 2022, respectively.

Net income included:

- Merger-related costs, net of tax, of \$775 million for the year ended December 31, 2023, compared to \$3.7 billion for the year ended December 31, 2022.
- Gain on disposal group held for sale of \$19 million, net of tax, for the year ended December 31, 2023, compared to a loss on disposal group held for sale of \$815 million, net of tax, for the year ended December 31, 2022.
- Impairment expense of \$358 million, net of tax, for the year ended December 31, 2022, compared to no impairment expense for the year ended December 31, 2023.
- Severance and related costs associated with the August 2023 workforce reduction of \$347 million, net of tax, for the year ended December 31, 2023.
- Legal-related recoveries, net, associated with the settlement of certain litigation resulting from the August 2021 cyberattack, of \$32 million for the year ended December 31, 2023, compared to \$293 million in Legal-related expenses, net, for the year ended December 31, 2022.

Guarantor Financial Information

Pursuant to the applicable indentures and supplemental indentures, the Senior Notes to affiliates and third parties issued by T-Mobile USA, Inc., Sprint and Sprint Capital Corporation (collectively, the “Issuers”) are fully and unconditionally guaranteed, jointly and severally, on a senior unsecured basis by T-Mobile (“Parent”) and certain of Parent’s 100% owned subsidiaries (“Guarantor Subsidiaries”).

The guarantees of the Guarantor Subsidiaries are subject to release in limited circumstances only upon the occurrence of certain customary conditions. Generally, the guarantees of the Guarantor Subsidiaries with respect to the Senior Notes issued by T-Mobile USA, Inc. (other than \$3.5 billion in principal amount of Senior Notes issued in 2017 and 2018) and the credit agreement entered into by T-Mobile USA, Inc. will be automatically and unconditionally released if, immediately following such release and any concurrent releases of other guarantees, the aggregate principal amount of indebtedness of non-guarantor subsidiaries (other than certain specified subsidiaries) would not exceed \$2.0 billion. The indentures, supplemental indentures and credit agreements governing the long-term debt contain covenants that, among other things, limit the ability of the Issuers or borrowers and the Guarantor Subsidiaries to incur more debt, create liens or other encumbrances, and merge, consolidate or sell, or otherwise dispose of, substantially all of their assets.

Basis of Presentation

The following tables include summarized financial information of the obligor groups of debt issued by T-Mobile USA, Inc., Sprint and Sprint Capital Corporation. The summarized financial information of each obligor group is presented on a combined basis with balances and transactions within the obligor group eliminated. Investments in and the equity in earnings of non-guarantor subsidiaries, which would otherwise be consolidated in accordance with GAAP, are excluded from the below summarized financial information pursuant to SEC Regulation S-X Rule 13-01.

The summarized balance sheet information for the consolidated obligor group of debt issued by T-Mobile USA, Inc. is presented in the table below:

(in millions)	December 31, 2023	December 31, 2022
Current assets	\$ 17,601	\$ 17,661
Noncurrent assets	178,252	181,673
Current liabilities	19,040	23,146
Noncurrent liabilities	128,197	120,385
Due to non-guarantors	10,916	9,325
Due to related parties	1,576	1,571

The summarized results of operations information for the consolidated obligor group of debt issued by T-Mobile USA, Inc. is presented in the table below:

(in millions)	Year Ended December 31, 2023	Year Ended December 31, 2022
Total revenues	\$ 75,934	\$ 77,054
Operating income	10,707	2,985
Net income (loss)	4,766	(572)
Revenue from non-guarantors	2,393	2,427
Operating expenses to non-guarantors	2,569	2,659
Other expense to non-guarantors	(699)	(327)

The summarized balance sheet information for the consolidated obligor group of debt issued by Sprint is presented in the table below:

(in millions)	December 31, 2023	December 31, 2022
Current assets	\$ 11,193	\$ 9,319
Noncurrent assets	11,324	11,271
Current liabilities	12,751	15,854
Noncurrent liabilities	110,688	65,118
Due to non-guarantors	41,805	3,930
Due to related parties	1,576	1,571

The summarized results of operations information for the consolidated obligor group of debt issued by Sprint is presented in the table below:

(in millions)	Year Ended December 31, 2023	Year Ended December 31, 2022
Total revenues	\$ 19	\$ 7
Operating loss	(3,197)	(3,479)
Net (loss) income ⁽¹⁾	(7,629)	2,471
Other (expense) income, net, (to) from non-guarantors	(2,005)	525

(1) Net income for the year ended December 31, 2022, includes tax benefits recognized associated with certain entity restructuring.

The summarized balance sheet information for the consolidated obligor group of debt issued by Sprint Capital Corporation is presented in the table below:

(in millions)	December 31, 2023		December 31, 2022	
Current assets	\$	11,193	\$	9,320
Noncurrent assets		11,324		16,337
Current liabilities		12,823		15,926
Noncurrent liabilities		106,881		66,516
Due to non-guarantors		32,706		—
Due from non-guarantors		—		5,066
Due to related parties		1,576		1,571

The summarized results of operations information for the consolidated obligor group of debt issued by Sprint Capital Corporation is presented in the table below:

(in millions)	Year Ended December 31, 2023		Year Ended December 31, 2022	
Total revenues	\$	19	\$	7
Operating loss		(3,197)		(3,479)
Net (loss) income ⁽¹⁾		(7,491)		2,604
Other (expense) income, net, (to) from non-guarantors		(1,489)		941

(1) Net income for the year ended December 31, 2022, includes tax benefits recognized associated with certain entity restructuring.

Performance Measures

In managing our business and assessing financial performance, we supplement the information provided by our consolidated financial statements with other operating or statistical data and non-GAAP financial measures. These operating and financial measures are utilized by our management to evaluate our operating performance and, in certain cases, our ability to meet liquidity requirements. Although companies in the wireless industry may not define each of these measures in precisely the same way, we believe that these measures facilitate comparisons with other companies in the wireless industry on key operating and financial measures.

Postpaid Accounts

A postpaid account is generally defined as a billing account number that generates revenue. Postpaid accounts generally consist of customers that are qualified for postpaid service utilizing phones, High Speed Internet modems, mobile internet devices (including tablets and hotspots), wearables, DIGITS and other connected devices, including SyncUP and IoT, where they generally pay after receiving service.

The following table sets forth the number of ending postpaid accounts:

(in thousands)	As of December 31,			2023 Versus 2022		2022 Versus 2021	
	2023	2022	2021	# Change	% Change	# Change	% Change
Postpaid accounts ^{(1) (2)}	29,797	28,526	27,216	1,271	4 %	1,310	5 %

- (1) Customers impacted by the decommissioning of the legacy Sprint CDMA and LTE and T-Mobile UMTS networks have been excluded from our postpaid account base resulting in the removal of 57,000 postpaid accounts in the first quarter of 2022 and 69,000 postpaid accounts in the second quarter of 2022.
- (2) In the first quarter of 2021, we acquired 4,000 postpaid accounts through our acquisition of an affiliate. In the third quarter of 2021, we acquired 270,000 postpaid accounts through our acquisition of the Wireless Assets of Shentel.

Postpaid Net Account Additions

The following table sets forth the number of postpaid net account additions:

(in thousands)	Year Ended December 31,			2023 Versus 2022		2022 Versus 2021	
	2023	2022	2021	# Change	% Change	# Change	% Change
Postpaid net account additions	1,271	1,436	1,188	(165)	(11)%	248	21 %

Postpaid net account additions decreased 165,000, or 11%, primarily from:

- Continued moderation of industry growth;
- Higher postpaid account deactivations from a growing customer base; and
- Fewer High Speed Internet only net account additions.

Customers

A customer is generally defined as a SIM number with a unique T-Mobile identifier which is associated with an account that generates revenue. Customers are qualified either for postpaid service utilizing phones, High Speed Internet modems, mobile internet devices (including tablets and hotspots), wearables, DIGITS and other connected devices, including SyncUP and IoT, where they generally pay after receiving service, or prepaid service, where they generally pay in advance of receiving service.

The following table sets forth the number of ending customers:

(in thousands)	As of December 31,			2023 Versus 2022		2022 Versus 2021	
	2023	2022	2021	# Change	% Change	# Change	% Change
Customers, end of period							
Postpaid phone customers ⁽¹⁾⁽²⁾	75,936	72,834	70,262	3,102	4 %	2,572	4 %
Postpaid other customers ⁽¹⁾⁽²⁾	22,116	19,398	17,401	2,718	14 %	1,997	11 %
Total postpaid customers	98,052	92,232	87,663	5,820	6 %	4,569	5 %
Prepaid customers ⁽¹⁾	21,648	21,366	21,056	282	1 %	310	1 %
Total customers	119,700	113,598	108,719	6,102	5 %	4,879	4 %
Adjustments to customers ⁽¹⁾⁽²⁾	170	(1,878)	818	2,048	(109)%	(2,696)	(330)%

- (1) Customers impacted by the decommissioning of the legacy Sprint CDMA and LTE and T-Mobile UMTS networks have been excluded from our customer base resulting in the removal of 212,000 postpaid phone customers and 349,000 postpaid other customers in the first quarter of 2022 and 284,000 postpaid phone customers, 946,000 postpaid other customers and 28,000 prepaid customers in the second quarter of 2022. In the fourth quarter of 2023, we recognized an additional base adjustment to increase postpaid phone customers by 20,000 and increase postpaid other customers by 150,000 due to fewer customers than expected whose service was deactivated as a result of the network shut-downs. In connection with our acquisition of companies, we included a base adjustment in the first quarter of 2022 to increase postpaid phone customers by 17,000 and reduce postpaid other customers by 14,000. Certain customers now serviced through reseller contracts were removed from our reported postpaid customer base resulting in the removal of 42,000 postpaid phone customers and 20,000 postpaid other customers in the second quarter of 2022.
- (2) In the first quarter of 2021, we acquired 11,000 postpaid phone customers and 1,000 postpaid other customers through our acquisition of an affiliate. In the third quarter of 2021, we acquired 716,000 postpaid phone customers and 90,000 postpaid other customers through our acquisition of the Wireless Assets from Shentel.

High Speed Internet customers included in Postpaid other customers were 4,288,000 and 2,410,000 as of December 31, 2023 and 2022, respectively. High Speed Internet customers included in Prepaid customers were 488,000 and 236,000 as of December 31, 2023 and 2022, respectively.

Net Customer Additions

The following table sets forth the number of net customer additions:

(in thousands)	Year Ended December 31,			2023 Versus 2022		2022 Versus 2021	
	2023	2022	2021	# Change	% Change	# Change	% Change
Net customer additions							
Postpaid phone customers	3,082	3,093	2,917	(11)	— %	176	6 %
Postpaid other customers	2,568	3,326	2,578	(758)	(23)%	748	29 %
Total postpaid customers	5,650	6,419	5,495	(769)	(12)%	924	17 %
Prepaid customers	282	338	342	(56)	(17)%	(4)	(1)%
Total net customer additions	5,932	6,757	5,837	(825)	(12)%	920	16 %
Adjustments to customers	170	(1,878)	818	2,048	(109)%	(2,696)	(330)%

Total net customer additions decreased 825,000, or 12%, primarily from:

- Lower postpaid other net customer additions, primarily due to
 - Deactivations from mobile internet devices in the educational sector that were originally activated during the Pandemic and no longer needed, including from the impact of the expiration of the Emergency Connectivity Fund Program; and

- Lower net additions from wearables; partially offset by
- Higher net additions from other connected devices; and
- Higher High Speed Internet net customer additions, primarily due to continued growth in gross additions driven by increasing customer demand, partially offset by increased deactivations from a growing customer base; and
- Lower prepaid net customer additions, primarily due to continued moderation of industry growth and continued industry migration of prepaid to postpaid, partially offset by growth in High Speed Internet.
- High Speed Internet net customer additions included in postpaid other net customer additions were 1,878,000 and 1,764,000 for the years ended December 31, 2023 and 2022, respectively. High Speed Internet net customer additions included in prepaid net customer additions were 252,000 and 236,000 for the years ended December 31, 2023 and 2022, respectively.

Churn

Churn represents the number of customers whose service was deactivated as a percentage of the average number of customers during the specified period further divided by the number of months in the period. The number of customers whose service was deactivated is presented net of customers that subsequently had their service restored within a certain period of time and excludes customers who received service for less than a certain minimum period of time. We believe that churn provides management, investors and analysts with useful information to evaluate customer retention and loyalty.

The following table sets forth the churn:

	Year Ended December 31,			Bps Change 2023 Versus 2022	Bps Change 2022 Versus 2021
	2023	2022	2021		
Postpaid phone churn	0.87 %	0.88 %	0.98 %	-1 bps	-10 bps
Prepaid churn	2.76 %	2.77 %	2.83 %	-1 bps	-6 bps

Postpaid phone churn decreased 1 basis point, primarily from improved customer retention driven by a differentiated value proposition and network experience.

Prepaid churn decreased 1 basis point, primarily from improved customer retention, partially offset by the continued industry migration of prepaid to postpaid.

Postpaid Average Revenue Per Account

Postpaid ARPA represents the average monthly postpaid service revenue earned per account. Postpaid ARPA is calculated as Postpaid revenues for the specified period divided by the average number of postpaid accounts during the period, further divided by the number of months in the period. We believe postpaid ARPA provides management, investors and analysts with useful information to assess and evaluate our postpaid service revenue realization and assists in forecasting our future postpaid service revenues on a per account basis. We consider postpaid ARPA to be indicative of our revenue growth potential given the increase in the average number of postpaid phone customers per account and increases in postpaid other customers, including High Speed Internet, mobile internet devices (including tablets and hotspots), wearables, DIGITS and other connected devices, including SyncUP and IoT.

The following table sets forth our operating measure ARPA:

(in dollars)	Year Ended December 31,			2023 Versus 2022		2022 Versus 2021	
	2023	2022	2021	\$ Change	% Change	\$ Change	% Change
Postpaid ARPA	\$ 139.27	\$ 137.43	\$ 134.03	\$ 1.84	1 %	\$ 3.40	3 %

Postpaid ARPA increased slightly, primarily from:

- Higher premium services, primarily high-end rate plans, net of contra-revenue for content included in such plans, and discounts for specific affinity groups, such as 55+, Military and First Responder; and
- An increase in customers per account, including growth in Enterprise business and continued adoption of High Speed Internet; partially offset by
- Increased promotional activity; and
- An increase in High Speed Internet only accounts.

Average Revenue Per User

Average Revenue per User (“ARPU”) represents the average monthly service revenue earned per customer. ARPU is calculated as service revenues for the specified period divided by the average number of customers during the period, further divided by the number of months in the period. We believe ARPU provides management, investors and analysts with useful information to assess and evaluate our service revenue per customer and assist in forecasting our future service revenues generated from our customer base. Postpaid phone ARPU excludes postpaid other customers and related revenues, which include High Speed Internet, mobile internet devices (including tablets and hotspots), wearables, DIGITS and other connected devices, including SyncUP and IoT.

The following table sets forth our operating measure ARPU:

(in dollars)	Year Ended December 31,			2023 Versus 2022		2022 Versus 2021	
	2023	2022	2021	\$ Change	% Change	\$ Change	% Change
Postpaid phone ARPU	\$ 48.83	\$ 48.78	\$ 47.75	\$ 0.05	— %	\$ 1.03	2 %
Prepaid ARPU	37.92	38.76	38.79	(0.84)	(2)%	(0.03)	— %

Postpaid Phone ARPU

Postpaid phone ARPU was relatively flat, primarily from:

- Higher premium services, primarily high-end rate plans, net of contra-revenue for content included in such plans, and discounts for specific affinity groups, such as 55+, Military and First Responders; offset by
- Increased promotional activity; and
- Growth in business with lower ARPU given larger account sizes.

Prepaid ARPU

Prepaid ARPU decreased \$0.84, or 2%, primarily from dilution from promotional rate plan mix.

Adjusted EBITDA and Core Adjusted EBITDA

Adjusted EBITDA represents earnings before Interest expense, net of Interest income, Income tax expense, Depreciation and amortization, stock-based compensation and certain income and expenses not reflective of our ongoing operating performance. Core Adjusted EBITDA represents Adjusted EBITDA less device lease revenues. Adjusted EBITDA margin represents Adjusted EBITDA divided by Service revenues. Core Adjusted EBITDA margin represents Core Adjusted EBITDA divided by Service revenues.

Adjusted EBITDA, Adjusted EBITDA margin, Core Adjusted EBITDA and Core Adjusted EBITDA margin are non-GAAP financial measures utilized by our management to monitor the financial performance of our operations. We historically used Adjusted EBITDA and we currently use Core Adjusted EBITDA internally as a measure to evaluate and compensate our personnel and management for their performance. We use Adjusted EBITDA and Core Adjusted EBITDA as benchmarks to evaluate our operating performance in comparison to our competitors. Management believes analysts and investors use Adjusted EBITDA and Core Adjusted EBITDA as supplemental measures to evaluate overall operating performance and to facilitate comparisons with other wireless communications services companies because they are indicative of our ongoing operating performance and trends by excluding the impact of interest expense from financing, non-cash depreciation and amortization from capital investments, stock-based compensation, Merger-related costs, including network decommissioning costs, impairment expense, loss and gain on disposal groups held for sale and certain legal-related recoveries and expenses, as well as other special income and expenses, including severance and related costs associated with the August 2023 workforce reduction, which are not reflective of our core business activities. Management believes analysts and investors use Core Adjusted EBITDA because it normalizes for the transition in the Company’s device financing strategy, by excluding the impact of device lease revenues from Adjusted EBITDA, to align with the exclusion of the related depreciation expense on leased devices from Adjusted EBITDA. Adjusted EBITDA, Adjusted EBITDA margin, Core Adjusted EBITDA and Core Adjusted EBITDA margin have limitations as analytical tools and should not be considered in isolation or as substitutes for income from operations, net income or any other measure of financial performance reported in accordance with GAAP.

The following table illustrates the calculation of Adjusted EBITDA and Core Adjusted EBITDA and reconciles Adjusted EBITDA and Core Adjusted EBITDA to Net income, which we consider to be the most directly comparable GAAP financial measure:

(in millions, except percentages)	Year Ended December 31,			2023 Versus 2022		2022 Versus 2021	
	2023	2022	2021	\$ Change	% Change	\$ Change	% Change
Net income	\$ 8,317	\$ 2,590	\$ 3,024	\$ 5,727	221 %	\$ (434)	(14)%
Adjustments:							
Interest expense, net	3,335	3,364	3,342	(29)	(1)%	22	1 %
Other (income) expense, net	(68)	33	199	(101)	(306)%	(166)	(83)%
Income tax expense	2,682	556	327	2,126	382 %	229	70 %
Operating income	14,266	6,543	6,892	7,723	118 %	(349)	(5)%
Depreciation and amortization	12,818	13,651	16,383	(833)	(6)%	(2,732)	(17)%
Stock-based compensation ⁽¹⁾	644	576	521	68	12 %	55	11 %
Merger-related costs	1,034	4,969	3,107	(3,935)	(79)%	1,862	60 %
Impairment expense	—	477	—	(477)	(100)%	477	NM
Legal-related (recoveries) expenses, net ⁽²⁾	(42)	391	—	(433)	(111)%	391	NM
(Gain) loss on disposal group held for sale	(25)	1,087	—	(1,112)	(102)%	1,087	NM
Other, net ⁽³⁾	733	127	21	606	477 %	106	505 %
Adjusted EBITDA	29,428	27,821	26,924	1,607	6 %	897	3 %
Lease revenues	(312)	(1,430)	(3,348)	1,118	(78)%	1,918	(57)%
Core Adjusted EBITDA	\$ 29,116	\$ 26,391	\$ 23,576	\$ 2,725	10 %	\$ 2,815	12 %
Net income margin (Net income divided by Service revenues)	13 %	4 %	5 %			900 bps	-100 bps
Adjusted EBITDA margin (Adjusted EBITDA divided by Service revenues)	47 %	45 %	46 %			200 bps	-100 bps
Core Adjusted EBITDA margin (Core Adjusted EBITDA divided by Service revenues)	46 %	43 %	40 %			300 bps	300 bps

- (1) Stock-based compensation includes payroll tax impacts and may not agree with stock-based compensation expense on the consolidated financial statements. Additionally, certain stock-based compensation expenses associated with the Transactions have been included in Merger-related costs.
- (2) Legal-related (recoveries) expenses, net, consists of the settlement of certain litigation associated with the August 2021 cyberattack and is presented net of insurance recoveries.
- (3) Other, net, primarily consists of certain severance, restructuring and other expenses and income not directly attributable to the Merger which are not reflective of T-Mobile's core business activities ("special items") and are, therefore, excluded from Adjusted EBITDA and Core Adjusted EBITDA. Other, net, for the year ended December 31, 2023, includes \$462 million of severance and related costs associated with the August 2023 workforce reduction.

NM - Not meaningful

Core Adjusted EBITDA increased \$2.7 billion, or 10%, for the year ended December 31, 2023. The components comprising Core Adjusted EBITDA are discussed further above.

The increase was primarily from:

- Higher Total service revenues;
- Lower Cost of equipment sales, excluding Merger-related costs; and
- Lower Cost of services, excluding Merger-related costs and other special items, such as severance and related costs associated with the August 2023 workforce reduction; partially offset by
- Lower Equipment revenues, excluding lease revenues.

Adjusted EBITDA increased \$1.6 billion, or 6%, for the year ended December 31, 2023, primarily due to the fluctuations in Core Adjusted EBITDA, discussed above, partially offset by lower lease revenues, which decreased \$1.1 billion for the year ended December 31, 2023.

Liquidity and Capital Resources

Our principal sources of liquidity are our cash and cash equivalents and cash generated from operations, proceeds from issuance of debt, financing leases, the sale of certain receivables, the Revolving Credit Facility (as defined below) and, beginning in July 2023, an unsecured short-term commercial paper program. Further, the incurrence of additional indebtedness may inhibit our

ability to incur new debt in the future to finance our business strategy under the terms governing our existing and future indebtedness.

Cash Flows

The following is a condensed schedule of our cash flows:

(in millions)	Year Ended December 31,			2023 Versus 2022		2022 Versus 2021	
	2023	2022	2021	\$ Change	% Change	\$ Change	% Change
Net cash provided by operating activities	\$ 18,559	\$ 16,781	\$ 13,917	\$ 1,778	11 %	\$ 2,864	21 %
Net cash used in investing activities	(5,829)	(12,359)	(19,386)	6,530	(53)%	7,027	(36)%
Net cash (used in) provided by financing activities	(12,097)	(6,451)	1,709	(5,646)	88 %	(8,160)	(477)%

Operating Activities

Net cash provided by operating activities increased \$1.8 billion, or 11%, primarily from:

- A \$5.8 billion increase in Net income, adjusted for non-cash income and expense; partially offset by
- A \$4.0 billion increase in net cash outflows from changes in working capital, primarily due to higher use of cash from Accounts payable and accrued liabilities, Operating lease right-of-use assets, Other current and long-term liabilities, Short- and long-term operating lease liabilities and Inventory, partially offset by lower use of cash from Equipment installment plan receivables and Other current and long-term assets.
- Net cash provided by operating activities includes the impact of \$2.0 billion and \$3.4 billion in net payments for Merger-related costs for the years ended December 31, 2023 and 2022, respectively.

Investing Activities

Net cash used in investing activities decreased \$6.5 billion, or 53%. The use of cash was primarily from:

- \$9.8 billion in Purchases of property and equipment, including capitalized interest, from the accelerated build-out of our nationwide 5G network; and
- \$1.0 billion in Purchases of spectrum licenses and other intangible assets, primarily from relocation costs associated with our C-band spectrum licenses acquired in Auction 107; partially offset by
- \$4.8 billion in Proceeds related to beneficial interests in securitization transactions.

Financing Activities

Net cash used in financing activities increased \$5.6 billion, or 88%. The use of cash was primarily from:

- \$13.1 billion in Repurchases of common stock;
- \$5.1 billion in Repayments of long-term debt;
- \$1.2 billion in Repayments of financing lease obligations;
- \$747 million in Dividends on common stock; and
- \$297 million in Tax withholdings on share-based awards; partially offset by
- \$8.4 billion in Proceeds from issuance of long-term debt.

Cash and Cash Equivalents

As of December 31, 2023, our Cash and cash equivalents were \$5.1 billion compared to \$4.5 billion at December 31, 2022.

Adjusted Free Cash Flow

Adjusted Free Cash Flow represents Net cash provided by operating activities less cash payments for Purchases of property and equipment, plus Proceeds from sales of tower sites and Proceeds related to beneficial interests in securitization transactions and less Cash payments for debt prepayment or debt extinguishment costs. Adjusted Free Cash Flow is a non-GAAP financial measure utilized by management, investors and analysts of our financial information to evaluate cash available to pay debt, repurchase shares, pay dividends and provide further investment in the business. Starting in the first quarter of 2023, we renamed Free Cash Flow to Adjusted Free Cash Flow. This change in name did not result in any change to the definition or calculation of this non-GAAP financial measure. Adjusted Free Cash Flow margin is calculated as Adjusted Free Cash Flow divided by Service Revenues. Adjusted Free Cash Flow margin is utilized by management, investors, and analysts to evaluate the Company's ability to convert service revenue efficiently into cash available to pay debt, repurchase shares, pay dividends and provide further investment in the business.

The table below provides a reconciliation of Adjusted Free Cash Flow to Net cash provided by operating activities, which we consider to be the most directly comparable GAAP financial measure:

(in millions, except percentages)	Year Ended December 31,			2023 Versus 2022		2022 Versus 2021	
	2023	2022	2021	\$ Change	% Change	\$ Change	% Change
Net cash provided by operating activities	\$ 18,559	\$ 16,781	\$ 13,917	\$ 1,778	11 %	\$ 2,864	21 %
Cash purchases of property and equipment, including capitalized interest	(9,801)	(13,970)	(12,326)	4,169	(30)%	(1,644)	13 %
Proceeds from sales of tower sites	12	9	40	3	33 %	(31)	(78)%
Proceeds related to beneficial interests in securitization transactions	4,816	4,836	4,131	(20)	— %	705	17 %
Cash payments for debt prepayment or debt extinguishment costs	—	—	(116)	—	— %	116	(100)%
Adjusted Free Cash Flow	<u>\$ 13,586</u>	<u>\$ 7,656</u>	<u>\$ 5,646</u>	<u>\$ 5,930</u>	<u>77 %</u>	<u>\$ 2,010</u>	<u>36 %</u>
Net cash provided by operating activities margin (Net cash provided by operating activities divided by Service revenues)	29 %	27 %	24 %		200 bps		300 bps
Adjusted Free Cash Flow margin (Adjusted Free Cash Flow divided by Service revenues)	21 %	12 %	10 %		900 bps		200 bps

Adjusted Free Cash Flow increased \$5.9 billion, or 77%, primarily impacted by the following:

- Higher Net cash provided by operating activities, as described above; and
- Lower Cash purchases of property and equipment, including capitalized interest, driven by increased capital efficiencies from accelerated investments in our nationwide 5G network in 2022.
- Adjusted Free Cash Flow includes the impact of \$2.0 billion and \$3.4 billion in net payments for Merger-related costs for the years ended December 31, 2023 and 2022, respectively.

During the years ended December 31, 2023 and 2022, there were no significant net cash proceeds from securitization.

Borrowing Capacity

We maintain a revolving credit facility (the "Revolving Credit Facility") with an aggregate commitment amount of \$7.5 billion. As of December 31, 2023, there was no outstanding balance under the Revolving Credit Facility.

On July 25, 2023, we established an unsecured short-term commercial paper program with the ability to borrow up to \$2.0 billion from time to time. This program supplements our other available external financing arrangements and proceeds are expected to be used for general corporate purposes. As of December 31, 2023, there was no outstanding balance under this program.

For more information regarding our Revolving Credit Facility and commercial paper program, see Note 8 - Debt of the Notes to the Consolidated Financial Statements.

Debt Financing

As of December 31, 2023, our total debt and financing lease liabilities were \$77.5 billion, excluding our tower obligations, of which \$71.4 billion was classified as long-term debt and \$1.2 billion was classified as long-term financing lease liabilities.

During the year ended December 31, 2023, we issued long-term debt for net proceeds of \$8.4 billion and redeemed and repaid short-term debt with an aggregate principal amount of \$5.1 billion.

Subsequent to December 31, 2023, on January 12, 2024, we issued \$1.0 billion of 4.850% Senior Notes due 2029, \$1.3 billion of 5.150% Senior Notes due 2034 and \$750 million of 5.500% Senior Notes due 2055.

For more information regarding our debt financing transactions, see Note 8 - Debt of the Notes to the Consolidated Financial Statements.

Spectrum Auctions

In March 2021, the FCC announced that we were the winning bidder of 142 licenses in Auction 107 (C-band spectrum) for an aggregate purchase price of \$9.3 billion, excluding relocation costs.

In September 2022, the FCC announced that we were the winning bidder of 7,156 licenses in Auction 108 (2.5 GHz spectrum) for an aggregate price of \$304 million. At inception of Auction 108 in June 2022, we deposited \$65 million. We paid the FCC the remaining \$239 million for the licenses won in the auction in September 2022. The timing of when the licenses will be issued will be determined by the FCC after all post-auction procedures have been completed, which has been delayed due to the suspension of auction authority to the FCC by Congress. In December 2023, Congress passed the 5G Spectrum Authority Licensing Enforcement (SALE) Act, which gives the FCC temporary authority to grant licenses from previous auctions. As a result, we expect the Auction 108 licenses to be issued in the first quarter of 2024.

For more information regarding our spectrum licenses, see Note 6 – Goodwill, Spectrum License Transactions and Other Intangible Assets of the Notes to the Consolidated Financial Statements.

License Purchase Agreements

On August 8, 2022, we entered into License Purchase Agreements to acquire spectrum in the 600 MHz band from Channel 51 License Co LLC and LB License Co, LLC in exchange for total cash consideration of \$3.5 billion. On March 30, 2023, we and the Sellers entered into Amended and Restated License Purchase Agreements pursuant to which we and the Sellers agreed to bifurcate the transaction into two tranches of licenses, with the closings on the acquisitions of certain licenses in Chicago, Dallas and New Orleans being deferred in order to potentially expedite the regulatory approval process for the remainder of the licenses. Subsequently, on August 25, 2023, we and the Sellers entered into Amendments No. 1 to the Amended and Restated License Purchase Agreements, whereby we deferred the closings of certain additional licenses in Chicago and Dallas into the second closing tranche. Together, the licenses with closings deferred into the second closing tranche represent approximately \$1.1 billion of the aggregate \$3.5 billion cash consideration.

The FCC approved the purchase of the first tranche on December 29, 2023, and we expect the closing of the first tranche to occur in the second quarter of 2024. We anticipate that the second closing (on the deferred licenses) will occur in late 2024 or early 2025.

The parties have agreed that each of the closings will occur within 180 days after the receipt of the applicable required regulatory approvals, and payment of each portion of the aggregate \$3.5 billion purchase price will occur no later than 40 days after the date of each respective closing.

On September 12, 2023, we entered into a License Purchase Agreement with Comcast pursuant to which we will acquire spectrum in the 600 MHz band from Comcast in exchange for total cash consideration of between \$1.2 billion and \$3.3 billion, subject to an application for FCC approval. The licenses are subject to an exclusive leasing arrangement between us and Comcast entered into contemporaneously with the License Purchase Agreement. We anticipate the closing will occur in the first half of 2028.

For more information regarding our License Purchase Agreements, see Note 6 – Goodwill, Spectrum License Transactions and Other Intangible Assets of the Notes to the Consolidated Financial Statements.

Acquisition of Ka'ena Corporation

On March 9, 2023, we entered into a Merger and Unit Purchase Agreement for the acquisition of 100% of the outstanding equity of Ka'ena for a maximum purchase price of \$1.35 billion to be paid out 39% in cash and 61% in shares of T-Mobile common stock. The purchase price is variable dependent upon specified performance indicators of Ka'ena during certain periods before and after closing and consists of an upfront payment at closing of the transaction, subject to certain agreed-upon working capital and other adjustments, and a variable earnout payable 24 months after closing of the transaction. Our estimate of the upfront payment is subject to Ka'ena's underlying business performance and the timing of transaction close, and has been updated to \$1.2 billion, before working capital and other adjustments. The acquisition is subject to certain customary closing conditions, including certain regulatory approvals, and is expected to close by the end of the first quarter of 2024.

Off-Balance Sheet Arrangements

We have arrangements, as amended from time to time, to sell certain EIP accounts receivable and service accounts receivable on a revolving basis as a source of liquidity. As of December 31, 2023, we derecognized net receivables of \$2.4 billion upon sale through these arrangements.

For more information regarding these off-balance sheet arrangements, see Note 4 – Sales of Certain Receivables of the Notes to the Consolidated Financial Statements.

Future Sources and Uses of Liquidity

We may seek additional sources of liquidity, including through the issuance of additional debt, to continue to opportunistically acquire spectrum licenses or other long-lived assets in private party transactions, repurchase shares, pay dividends or for the refinancing of existing long-term debt on an opportunistic basis. Excluding liquidity that could be needed for acquisitions of businesses, spectrum and other long-lived assets or for any potential stockholder returns, we expect our principal sources of funding to be sufficient to meet our anticipated liquidity needs for business operations for the next 12 months as well as our longer-term liquidity needs. Our intended use of any such funds is for general corporate purposes, including for capital expenditures, spectrum purchases, opportunistic investments and acquisitions, redemption of debt, tower obligations, workforce restructuring, share repurchases, and dividend payments.

We determine future liquidity requirements for operations, capital expenditures, share repurchases and dividend payments based in large part upon projected financial and operating performance, and opportunities to acquire additional spectrum or repurchase shares. We regularly review and update these projections for changes in current and projected financial and operating results, general economic conditions, the competitive landscape and other factors. We have incurred, and will incur, substantial expenses to comply with the Government Commitments, and we also expect to incur all of the remaining restructuring and integration costs associated with the Merger by the first half of 2024, with the cash expenditures for the Merger-related costs extending beyond 2024. There are a number of additional risks and uncertainties that could cause our financial and operating results and capital requirements to differ materially from our projections, which could cause future liquidity to differ materially from our assessment.

The indentures, supplemental indentures and credit agreements governing our long-term debt to affiliates and third parties, excluding financing leases, contain covenants that, among other things, limit the ability of the Issuers or borrowers and the Guarantor Subsidiaries to incur more debt, create liens or other encumbrances, and merge, consolidate or sell, or otherwise dispose of, substantially all of their assets. We were in compliance with all restrictive debt covenants as of December 31, 2023.

Financing Lease Facilities

We have uncommitted financing lease facilities with certain third parties that provide us with the ability to enter into financing leases for network equipment and services. As of December 31, 2023, we have entered into \$8.7 billion of financing leases under these financing lease facilities, of which \$1.2 billion was executed during the year ended December 31, 2023. We expect to enter into up to a total of \$1.2 billion in financing lease commitments during the year ending December 31, 2024.

Capital Expenditures

Our liquidity requirements have been driven primarily by capital expenditures for spectrum licenses, the construction, expansion and upgrading of our network infrastructure and the integration of the networks, spectrum, technology, personnel and customer base of T-Mobile and Sprint. Property and equipment capital expenditures primarily relate to the integration of our network and spectrum licenses, including acquired Sprint PCS and 2.5 GHz spectrum licenses, as we build out our nationwide

5G network. We expect a reduction in capital expenditures related to these efforts in 2024 compared to 2023. Future capital expenditure requirements will include the deployment of our recently acquired C-band and 3.45 GHz spectrum licenses.

For more information regarding our spectrum licenses, see Note 6 - Goodwill, Spectrum License Transactions and Other Intangible Assets of the Notes to the Consolidated Financial Statements.

Stockholder Returns

On September 8, 2022, our Board of Directors authorized our 2022 Stock Repurchase Program for up to \$14.0 billion of our common stock through September 30, 2023, which was utilized as of September 30, 2023. During the nine months ended September 30, 2023, we repurchased shares of our common stock for a total purchase price of \$11.0 billion, all of which were purchased under the 2022 Stock Repurchase Program.

On September 6, 2023, our Board of Directors authorized our 2023-2024 Stockholder Return Program for up to \$19.0 billion that will run from October 1, 2023, through December 31, 2024. The 2023-2024 Stockholder Return Program consists of additional repurchases of shares of our common stock and the payment of cash dividends.

During the year ended December 31, 2023, we repurchased 15,464,107 shares of our common stock at an average price per share of \$144.95 for a total purchase price of \$2.2 billion under the 2023-2024 Stockholder Return Program, all of which were repurchased during the three months ended December 31, 2023. As of December 31, 2023, we had up to \$16.0 billion remaining under the 2023-2024 Stockholder Return Program.

On September 25, 2023, our Board of Directors declared a cash dividend of \$0.65 per share on our issued and outstanding shares of common stock, which was paid in the fourth quarter of 2023. We intend to declare and pay approximately \$3.0 billion in total additional dividends in 2024, with payments occurring each quarter during the year, beginning with the dividend declared in the first quarter of 2024. The dividend amount paid per share is expected to grow by around 10% annually with the first increase expected in the fourth quarter of 2024; however, the declaration and payment of all dividends is subject to the discretion of our Board of Directors and will depend on financial and legal requirements and other considerations. The amount available under the 2023-2024 Stockholder Return Program for share repurchases will be reduced by the amount of any cash dividends declared and paid by us.

Subsequent to December 31, 2023, on January 24, 2024, our Board of Directors declared a cash dividend of \$0.65 per share on our issued and outstanding common stock, which is payable on March 14, 2024, to stockholders of record as of the close of business on March 1, 2024.

Subsequent to December 31, 2023, from January 1, 2024, through January 31, 2024, we repurchased 9,024,185 shares of our common stock at an average price per share of \$162.98 for a total purchase price of \$1.5 billion. As of January 31, 2024, we had up to \$14.5 billion remaining under the 2023-2024 Stockholder Return Program, less the amount to be paid pursuant to the dividends declared in the first quarter of 2024.

For additional information regarding the 2022 Stock Repurchase Program and the 2023-2024 Stockholder Return Program, see Note 13 – Stockholder Return Programs of the Notes to the Consolidated Financial Statements.

Contractual Obligations

In connection with the regulatory approvals of the Transactions, we made commitments to various state and federal agencies, including the U.S. Department of Justice and FCC.

For more information regarding these commitments, see Note 17 – Commitments and Contingencies of the Notes to the Consolidated Financial Statements.

The following table summarizes our material contractual obligations and borrowings as of December 31, 2023, and the timing and effect that such commitments are expected to have on our liquidity and capital requirements in future periods:

(in millions)	Less Than 1 Year	1 - 3 Years	3 - 5 Years	More Than 5 Years	Total
Long-term debt ⁽¹⁾	\$ 3,590	\$ 11,419	\$ 14,084	\$ 45,400	\$ 74,493
Interest on long-term debt	3,123	5,495	4,620	21,532	34,770
Financing lease liabilities, including imputed interest	1,324	1,228	49	3	2,604
Tower obligations ⁽²⁾	435	769	810	4,102	6,116
Operating lease liabilities, including imputed interest	4,829	8,428	7,143	18,634	39,034
Purchase obligations ⁽³⁾⁽⁴⁾⁽⁵⁾	4,528	4,965	2,599	2,262	14,354
Spectrum leases and service credits ⁽⁶⁾	303	612	682	4,334	5,931
IP transit services liability	183	200	83	—	466
Total contractual obligations	\$ 18,315	\$ 33,116	\$ 30,070	\$ 96,267	\$ 177,768

- (1) Represents principal amounts of long-term debt to affiliates and third parties at maturity, excluding unamortized premiums, discounts, debt issuance costs, consent fees, and financing lease obligations. See Note 8 – Debt of the Notes to the Consolidated Financial Statements for further information.
- (2) Future minimum payments, including principal and interest payments, related to the tower obligations. See Note 9 – Tower Obligations of the Notes to the Consolidated Financial Statements for further information.
- (3) The minimum commitment for certain obligations is based on termination penalties that could be paid to exit the contracts. Termination penalties are included in the above table as payments due as of the earliest we could exit the contract, typically in less than one year. For certain contracts that include fixed volume purchase commitments and fixed prices for various products, the purchase obligations are calculated using fixed volumes and contractually fixed prices for the products that are expected to be purchased. This table does not include open purchase orders as of December 31, 2023 under normal business purposes. See Note 17 – Commitments and Contingencies of the Notes to the Consolidated Financial Statements for further information.
- (4) On August 8, 2022, we entered into License Purchase Agreements to acquire spectrum in the 600 MHz band from Channel 51 License Co LLC and LB License Co, LLC in exchange for total cash consideration of \$3.5 billion. The FCC approved the purchase of the first tranche, totaling \$2.4 billion, on December 29, 2023. The closing of the second tranche remains subject to regulatory approval. Additionally, on September 12, 2023, we entered into a License Purchase Agreement to acquire spectrum in the 600 MHz band from Comcast in exchange for total cash consideration of between \$1.2 billion and \$3.3 billion. The agreement remains subject to an application for FCC approval. Total consideration for these License Purchase Agreements is excluded from our reported purchase obligations above.
- (5) On March 9, 2023, we entered into the Merger and Purchase Agreement for the acquisition of 100% of the outstanding equity of Ka'ena, for a maximum purchase price of \$1.35 billion to be paid out 39% in cash and 61% in shares of T-Mobile common stock. Our estimate of the upfront payment is subject to Ka'ena's underlying business performance and the timing of transaction close, and has been updated to \$1.2 billion, before working capital adjustments. The agreement remains subject to regulatory approval, and the estimated purchase price is excluded from our reported purchase commitments above. See Note 2 – Business Combinations of the Notes to the Consolidated Financial Statements for further information.
- (6) Spectrum lease agreements are typically for terms of five to 10 years with automatic renewal provisions, bringing the total term of the agreements up to 30 years.

Certain commitments and obligations are included in the table based on the year of required payment or an estimate of the year of payment. Other long-term liabilities have been omitted from the table above due to the uncertainty of the timing of payments, combined with the lack of historical trends to predict future payments.

The purchase obligations reflected in the table above are primarily commitments to purchase spectrum licenses, wireless devices, network services, equipment, software, marketing sponsorship agreements and other items in the ordinary course of business. These amounts do not represent our entire anticipated purchases in the future but represent only those items for which we are contractually committed. Where we are committed to make a minimum payment to the supplier regardless of whether we take delivery, we have included only that minimum payment as a purchase obligation. The acquisition of spectrum licenses is subject to regulatory approval and other customary closing conditions.

Related Party Transactions

We have related party transactions associated with DT, SoftBank or their respective affiliates in the ordinary course of business, including intercompany servicing and licensing.

As of January 31, 2024, DT and SoftBank held, directly or indirectly, approximately 50.7% and 7.8%, respectively, of the outstanding T-Mobile common stock, with the remaining approximately 41.5% of the outstanding T-Mobile common stock held by other stockholders. As a result of the Proxy, Lock-Up and ROFR Agreement, dated April 1, 2020, by and between DT and SoftBank, DT has voting control, as of January 31, 2024, over approximately 58.1% of the outstanding T-Mobile common stock.

Disclosure of Iranian Activities under Section 13(r) of the Exchange Act

Section 219 of the Iran Threat Reduction and the Syria Human Rights Act of 2012 added Section 13(r) to the Exchange Act. Section 13(r) requires an issuer to disclose in its annual or quarterly reports, as applicable, whether it or any of its affiliates knowingly engaged in certain activities, transactions or dealings relating to Iran or with designated natural persons or entities involved in terrorism or the proliferation of weapons of mass destruction. Disclosure is required even where the activities, transactions or dealings are conducted outside the U.S. by non-U.S. affiliates in compliance with applicable law, and whether or not the activities are sanctionable under U.S. law.

As of the date of this report, we are not aware of any activity, transaction or dealing by us or any of our affiliates for the year ended December 31, 2023, that requires disclosure in this report under Section 13(r) of the Exchange Act, except as set forth below with respect to affiliates that we do not control and that are our affiliates solely due to their common control with either DT or SoftBank. We have relied upon DT and SoftBank for information regarding their respective activities, transactions and dealings.

DT, through certain of its non-U.S. subsidiaries, is party to roaming and interconnect agreements with the following mobile and fixed line telecommunication providers in Iran, some of which are or may be government-controlled entities: Irancell Telecommunications Services Company, Telecommunication Kish Company, Mobile Telecommunication Company of Iran, and Telecommunication Infrastructure Company of Iran. In addition, during the year ended December 31, 2023, DT, through certain of its non-U.S. subsidiaries, provided basic telecommunications services to five customers in Germany identified on the Specially Designated Nationals and Blocked Persons List maintained by the U.S. Department of Treasury's Office of Foreign Assets Control: Bank Melli, Europäisch-Iranische Handelsbank, CPG Engineering & Commercial Services GmbH, Golgohar Trade and Technology GmbH and International Trade and Industrial Technology ITRITEC GmbH. These services have been terminated or are in the process of being terminated. For the year ended December 31, 2023, gross revenues of all DT affiliates generated by roaming and interconnection traffic and telecommunications services with the Iranian parties identified herein were less than \$0.1 million, and the estimated net profits were less than \$0.1 million.

In addition, DT, through certain of its non-U.S. subsidiaries that operate a fixed-line network in their respective European home countries (in particular Germany), provides telecommunications services in the ordinary course of business to the Embassy of Iran in those European countries. Gross revenues and net profits recorded from these activities for the year ended December 31, 2023, were less than \$0.1 million. We understand that DT intends to continue these activities.

Separately, SoftBank, through one of its non-U.S. subsidiaries, provides roaming services in Iran through Irancell Telecommunications Services Company. During the year ended December 31, 2023, SoftBank had no gross revenues from such services and no net profit was generated. We understand that the SoftBank subsidiary intends to continue such services. This subsidiary also provides telecommunications services in the ordinary course of business to accounts affiliated with the Embassy of Iran in Japan. During the year ended December 31, 2023, SoftBank estimates that gross revenues and net profit generated by such services were both under \$0.1 million. We understand that the SoftBank subsidiary is obligated under contract and intends to continue such services.

In addition, SoftBank, through one of its non-U.S. indirect subsidiaries, provides office supplies to the Embassy of Iran in Japan. SoftBank estimates that gross revenues and net profit generated by such services during the year ended December 31, 2023, were both under \$0.1 million. We understand that the SoftBank subsidiary intends to continue such activities.

Critical Accounting Estimates

Our significant accounting policies are fundamental to understanding our results of operations and financial condition as they require that we use estimates and assumptions that may affect the value of our assets or liabilities and financial results. See Note 1 – Summary of Significant Accounting Policies of the Notes to the Consolidated Financial Statements for further information.

Two of these policies, discussed below, relate to critical estimates because they require management to make difficult, subjective and complex judgments about matters that are inherently uncertain and because it is likely that materially different amounts would be reported under different conditions or using different assumptions. Actual results could differ from those estimates.

Management and the Audit Committee of the Board of Directors have reviewed and approved the accounting policies associated with these critical estimates.

Depreciation

Our property and equipment balance represents a significant component of our consolidated assets. We record property and equipment at cost, and we generally depreciate property and equipment on a straight-line basis over the estimated useful life of the assets. If all other factors were to remain unchanged, we expect that a one-year increase in the useful lives of our in-service property and equipment, exclusive of leased devices, would have resulted in a decrease of approximately \$3.0 billion in our 2023 depreciation expense and that a one-year decrease in the useful life would have resulted in an increase of approximately \$4.5 billion in our 2023 depreciation expense.

See Note 1 – Summary of Significant Accounting Policies and Note 5 – Property and Equipment of the Notes to the Consolidated Financial Statements for information regarding depreciation of assets, including management’s underlying estimates of useful lives.

Income Taxes

Deferred tax assets and liabilities are recognized based on temporary differences between the financial statement and tax bases of assets and liabilities using enacted tax rates expected to be in effect when these differences are realized. A valuation allowance is recorded when it is more likely than not that some portion or all of a deferred tax asset will not be realized. The ultimate realization of a deferred tax asset depends on the ability to generate sufficient taxable income of the appropriate character and in the appropriate taxing jurisdictions within the carryforward periods available.

We account for uncertainty in income taxes recognized in the financial statements in accordance with the accounting guidance for the financial statement recognition and measurement of a tax position taken or expected to be taken in a tax return. We assess whether it is more likely than not that a tax position will be sustained upon examination based on the technical merits of the position and adjust the unrecognized tax benefits in light of changes in facts and circumstances, such as changes in tax law, interactions with taxing authorities and developments in case law.

The income tax laws of the jurisdictions in which we operate are complex and subject to different interpretations by management and the relevant government taxing authorities. In establishing a provision for income tax expense, we must make judgments about the application of these inherently complex tax laws. We must also make estimates about when in the future certain items will affect taxable income in the various tax jurisdictions. Our interpretations may be subjected to review during examination by taxing authorities and disputes may arise over the respective tax positions. We attempt to resolve these disputes during the tax examination and audit process and ultimately through the court system when applicable.

We monitor relevant tax authorities and revise our estimate of accrued income taxes due to changes in income tax laws and their interpretation by the courts and regulatory authorities on a quarterly basis. Revisions of our estimate of accrued income taxes also may result from our own income tax planning and from the resolution of income tax controversies. Such revisions in our estimates may be material to our Income tax expense for any given quarter.

Accounting Pronouncements Not Yet Adopted

For information regarding recently issued accounting standards, see Note 1 – Summary of Significant Accounting Policies of the Notes to the Consolidated Financial Statements.

Item 7A. Quantitative and Qualitative Disclosures About Market Risk

We are exposed to economic risks in the normal course of business, primarily from changes in interest rates, including changes in investment yields and changes in spreads due to credit risk and other factors. These risks, along with other business risks, impact our cost of capital. Our policy is to manage exposure related to fluctuations in interest rates in order to manage capital costs, control financial risks and maintain financial flexibility over the long term. We have established interest rate risk limits that are closely monitored by measuring interest rate sensitivities of our debt portfolio. We do not foresee significant changes in the strategies used to manage market risk in the near future.

Certain potential sources of financing available to us, including our Revolving Credit Facility, bear interest that is indexed to a benchmark rate plus a fixed margin. As of December 31, 2023, we did not have outstanding balances under these facilities. See Note 8 – Debt of the Notes to the Consolidated Financial Statements for additional information.

Item 8. Financial Statements and Supplementary Data

Report of Independent Registered Public Accounting Firm

To the Board of Directors and Stockholders of T-Mobile US, Inc.

Opinions on the Financial Statements and Internal Control over Financial Reporting

We have audited the accompanying consolidated balance sheets of T-Mobile US, Inc. and subsidiaries (the “Company”) as of December 31, 2023 and 2022, the related consolidated statements of comprehensive income, stockholders' equity, and cash flows, for each of the two years in the period ended December 31, 2023, and the related notes (collectively referred to as the “consolidated financial statements”). We also have audited the Company’s internal control over financial reporting as of December 31, 2023, based on criteria established in *Internal Control — Integrated Framework (2013)* issued by the Committee of Sponsoring Organizations of the Treadway Commission (COSO).

In our opinion, the consolidated financial statements referred to above present fairly, in all material respects, the financial position of the Company as of December 31, 2023 and 2022, and the results of its operations and its cash flows for each of the two years in the period ended December 31, 2023, in conformity with accounting principles generally accepted in the United States of America. Also, in our opinion, the Company maintained, in all material respects, effective internal control over financial reporting as of December 31, 2023, based on criteria established in *Internal Control — Integrated Framework (2013)* issued by COSO.

Basis for Opinions

The Company’s management is responsible for these consolidated financial statements, for maintaining effective internal control over financial reporting, and for its assessment of the effectiveness of internal control over financial reporting, included in the Management’s Annual Report on Internal Control over Financial Reporting included in Item 9A. Our responsibility is to express an opinion on the Company’s consolidated financial statements and an opinion on the Company’s internal control over financial reporting based on our audits. We are a public accounting firm registered with the Public Company Accounting Oversight Board (United States) (PCAOB) and are required to be independent with respect to the Company in accordance with the U.S. federal securities laws and the applicable rules and regulations of the Securities and Exchange Commission and the PCAOB.

We conducted our audits in accordance with the standards of the PCAOB. Those standards require that we plan and perform the audits to obtain reasonable assurance about whether the consolidated financial statements are free of material misstatement, whether due to error or fraud, and whether effective internal control over financial reporting was maintained in all material respects.

Our audit of the consolidated financial statements included performing procedures to assess the risks of material misstatement of the consolidated financial statements, whether due to error or fraud, and performing procedures to respond to those risks. Such procedures included examining, on a test basis, evidence regarding the amounts and disclosures in the consolidated financial statements. Our audit also included evaluating the accounting principles used and significant estimates made by management, as well as evaluating the overall presentation of the consolidated financial statements. Our audit of internal control over financial reporting included obtaining an understanding of internal control over financial reporting, assessing the risk that a material weakness exists, and testing and evaluating the design and operating effectiveness of internal control based on the assessed risk. Our audits also included performing such other procedures as we considered necessary in the circumstances. We believe that our audits provide a reasonable basis for our opinions.

Definition and Limitations of Internal Control over Financial Reporting

A company’s internal control over financial reporting is a process designed to provide reasonable assurance regarding the reliability of financial reporting and the preparation of financial statements for external purposes in accordance with generally accepted accounting principles. A company’s internal control over financial reporting includes those policies and procedures that (1) pertain to the maintenance of records that, in reasonable detail, accurately and fairly reflect the transactions and dispositions of the assets of the company; (2) provide reasonable assurance that transactions are recorded as necessary to permit preparation of financial statements in accordance with generally accepted accounting principles, and that receipts and expenditures of the company are being made only in accordance with authorizations of management and directors of the company; and (3) provide reasonable assurance regarding prevention or timely detection of unauthorized acquisition, use, or disposition of the company’s assets that could have a material effect on the financial statements.

Because of its inherent limitations, internal control over financial reporting may not prevent or detect misstatements. Also, projections of any evaluation of effectiveness to future periods are subject to the risk that controls may become inadequate because of changes in conditions, or that the degree of compliance with the policies or procedures may deteriorate.

Critical Audit Matter

The critical audit matter communicated below is a matter arising from the current-period audit of the consolidated financial statements that was communicated or required to be communicated to the audit committee and that (1) relates to accounts or disclosures that are material to the financial statements and (2) involved our especially challenging, subjective, or complex judgments. The communication of critical audit matters does not alter in any way our opinion on the consolidated financial statements, taken as a whole, and we are not, by communicating the critical audit matter below, providing a separate opinion on the critical audit matter or on the accounts or disclosures to which it relates.

Revenues – Refer to Notes 1 and 10 to the consolidated financial statements

Critical Audit Matter Description

The Company generates revenues from providing wireless communications services and selling devices and accessories to customers. The processing and recording of service revenues related to monthly wireless services billings is highly automated and is based on contractual terms with customers. Equipment revenues related to device and accessory sales are typically recognized at a point in time when control of the device or accessory is transferred to the customer or dealer. The Company's service and equipment revenues consist of a significant volume of low-dollar transactions accumulated from multiple systems and databases.

Given the large volume of low-dollar service and equipment revenue transactions which are initiated, accumulated, and recorded in multiple systems and databases, auditing service and equipment revenues was complex and challenging due to the extent of audit effort required and the need for professionals with expertise in information technology (IT) to identify, evaluate, and test the Company's systems, databases, automated controls, and system interface controls.

How the Critical Audit Matter Was Addressed in the Audit

Our audit procedures related to the Company's service and equipment revenue transactions included the following, among others:

- With the assistance of our IT specialists, we:
 - Identified the relevant systems and databases used to process service and equipment revenue transactions and tested the relevant IT controls over each of those systems and databases.
 - Performed testing of automated business controls and system interface controls within service and equipment revenues.
- We tested internal controls in the revenue accounting processes, including those in place to (a) establish revenue recognition accounting policies for promotional offers, (b) record revenue and the related promotional offers in accordance with the established accounting policies and (c) reconcile the various systems to the Company's general ledger.
- We created data visualizations to evaluate recorded service and equipment revenue and trends in the related subscriber data.
- For a selection of wholesale service revenue and equipment revenue transactions, we compared the amounts recognized to contractual agreements or other source documents and tested the mathematical accuracy of the recorded revenue.
- We developed an expectation of postpaid and prepaid service revenue amounts using historical service revenue and subscriber information and compared it to the recorded amount.
- We tested the accuracy and completeness of the subscriber information used in our audit procedures by selecting a sample of the subscriber information and for those selections agreeing the selected subscriber information to supporting documentation.

/s/ Deloitte & Touche LLP
Seattle, Washington
February 2, 2024

We have served as the Company's auditor since 2022.

Report of Independent Registered Public Accounting Firm

To the Board of Directors and Stockholders of T-Mobile US, Inc.

Opinion on the Financial Statements

We have audited the consolidated statements of comprehensive income, of stockholders' equity and of cash flows of T-Mobile US, Inc. and its subsidiaries (the "Company") for the year ended December 31, 2021, including the related notes (collectively referred to as the "consolidated financial statements"). In our opinion, the consolidated financial statements present fairly, in all material respects, the results of operations and cash flows of the Company for the year ended December 31, 2021 in conformity with accounting principles generally accepted in the United States of America.

Basis for Opinion

These consolidated financial statements are the responsibility of the Company's management. Our responsibility is to express an opinion on the Company's consolidated financial statements based on our audit. We are a public accounting firm registered with the Public Company Accounting Oversight Board (United States) (PCAOB) and are required to be independent with respect to the Company in accordance with the U.S. federal securities laws and the applicable rules and regulations of the Securities and Exchange Commission and the PCAOB.

We conducted our audit of these consolidated financial statements in accordance with the standards of the PCAOB. Those standards require that we plan and perform the audit to obtain reasonable assurance about whether the consolidated financial statements are free of material misstatement, whether due to error or fraud.

Our audit included performing procedures to assess the risks of material misstatement of the consolidated financial statements, whether due to error or fraud, and performing procedures that respond to those risks. Such procedures included examining, on a test basis, evidence regarding the amounts and disclosures in the consolidated financial statements. Our audit also included evaluating the accounting principles used and significant estimates made by management, as well as evaluating the overall presentation of the consolidated financial statements. We believe that our audit provides a reasonable basis for our opinion.

/s/ PricewaterhouseCoopers LLP
Seattle, Washington
February 11, 2022

We served as the Company's auditor from 2001 to 2022.

T-Mobile US, Inc.
Consolidated Balance Sheets

(in millions, except share and per share amounts)	December 31, 2023	December 31, 2022
Assets		
Current assets		
Cash and cash equivalents	\$ 5,135	\$ 4,507
Accounts receivable, net of allowance for credit losses of \$161 and \$167	4,692	4,445
Equipment installment plan receivables, net of allowance for credit losses and imputed discount of \$623 and \$667	4,456	5,123
Inventory	1,678	1,884
Prepaid expenses	702	673
Other current assets	2,352	2,435
Total current assets	19,015	19,067
Property and equipment, net	40,432	42,086
Operating lease right-of-use assets	27,135	28,715
Financing lease right-of-use assets	3,270	3,257
Goodwill	12,234	12,234
Spectrum licenses	96,707	95,798
Other intangible assets, net	2,618	3,508
Equipment installment plan receivables due after one year, net of allowance for credit losses and imputed discount of \$150 and \$144	2,042	2,546
Other assets	4,229	4,127
Total assets	\$ 207,682	\$ 211,338
Liabilities and Stockholders' Equity		
Current liabilities		
Accounts payable and accrued liabilities	\$ 10,373	\$ 12,275
Short-term debt	3,619	5,164
Deferred revenue	825	780
Short-term operating lease liabilities	3,555	3,512
Short-term financing lease liabilities	1,260	1,161
Other current liabilities	1,296	1,850
Total current liabilities	20,928	24,742
Long-term debt	69,903	65,301
Long-term debt to affiliates	1,496	1,495
Tower obligations	3,777	3,934
Deferred tax liabilities	13,458	10,884
Operating lease liabilities	28,240	29,855
Financing lease liabilities	1,236	1,370
Other long-term liabilities	3,929	4,101
Total long-term liabilities	122,039	116,940
Commitments and contingencies (Note 17)		
Stockholders' equity		
Common stock, par value \$0.00001 per share, 2,000,000,000 shares authorized; 1,262,904,154 and 1,256,876,527 shares issued, 1,195,807,331 and 1,233,960,078 shares outstanding	—	—
Additional paid-in capital	67,705	73,941
Treasury stock, at cost, 67,096,823 and 22,916,449 shares	(9,373)	(3,016)
Accumulated other comprehensive loss	(964)	(1,046)
Retained earnings (accumulated deficit)	7,347	(223)
Total stockholders' equity	64,715	69,656
Total liabilities and stockholders' equity	\$ 207,682	\$ 211,338

The accompanying notes are an integral part of these consolidated financial statements.

T-Mobile US, Inc.
Consolidated Statements of Comprehensive Income

(in millions, except share and per share amounts)	Year Ended December 31,		
	2023	2022	2021
Revenues			
Postpaid revenues	\$ 48,692	\$ 45,919	\$ 42,562
Prepaid revenues	9,767	9,857	9,733
Wholesale and other service revenues	4,782	5,547	6,074
Total service revenues	63,241	61,323	58,369
Equipment revenues	14,138	17,130	20,727
Other revenues	1,179	1,118	1,022
Total revenues	78,558	79,571	80,118
Operating expenses			
Cost of services, exclusive of depreciation and amortization shown separately below	11,655	14,666	13,934
Cost of equipment sales, exclusive of depreciation and amortization shown separately below	18,533	21,540	22,671
Selling, general and administrative	21,311	21,607	20,238
Impairment expense	—	477	—
(Gain) loss on disposal group held for sale	(25)	1,087	—
Depreciation and amortization	12,818	13,651	16,383
Total operating expenses	64,292	73,028	73,226
Operating income	14,266	6,543	6,892
Other expense, net			
Interest expense, net	(3,335)	(3,364)	(3,342)
Other income (expense), net	68	(33)	(199)
Total other expense, net	(3,267)	(3,397)	(3,541)
Income before income taxes	10,999	3,146	3,351
Income tax expense	(2,682)	(556)	(327)
Net income	\$ 8,317	\$ 2,590	\$ 3,024
Net income			
Net income	\$ 8,317	\$ 2,590	\$ 3,024
Other comprehensive income, net of tax			
Reclassification of loss from cash flow hedges, net of tax effect of \$56, \$52 and \$49	163	151	140
Unrealized gain (loss) on foreign currency translation adjustment, net of tax effect of \$0, \$(1) and \$0	9	(9)	(4)
Actuarial (loss) gain, net of amortization, on pension and other postretirement benefits, net of tax effect of \$(31), \$61 and \$28	(90)	177	80
Other comprehensive income	82	319	216
Total comprehensive income	\$ 8,399	\$ 2,909	\$ 3,240
Earnings per share			
Basic	\$ 7.02	\$ 2.07	\$ 2.42
Diluted	\$ 6.93	\$ 2.06	\$ 2.41
Weighted-average shares outstanding			
Basic	1,185,121,562	1,249,763,934	1,247,154,988
Diluted	1,200,286,264	1,255,376,769	1,254,769,926

The accompanying notes are an integral part of these consolidated financial statements.

T-Mobile US, Inc.
Consolidated Statements of Cash Flows

(in millions)	Year Ended December 31,		
	2023	2022	2021
Operating activities			
Net income	\$ 8,317	\$ 2,590	\$ 3,024
Adjustments to reconcile net income to net cash provided by operating activities			
Depreciation and amortization	12,818	13,651	16,383
Stock-based compensation expense	667	595	540
Deferred income tax expense	2,600	492	197
Bad debt expense	898	1,026	452
Losses from sales of receivables	165	214	15
Losses on redemption of debt	—	—	184
Impairment expense	—	477	—
Loss on remeasurement of disposal group held for sale	9	377	—
Changes in operating assets and liabilities			
Accounts receivable	(5,038)	(5,158)	(3,225)
Equipment installment plan receivables	170	(1,184)	(3,141)
Inventory	197	744	201
Operating lease right-of-use assets	3,721	5,227	4,964
Other current and long-term assets	(358)	(754)	(573)
Accounts payable and accrued liabilities	(1,126)	558	549
Short- and long-term operating lease liabilities	(3,785)	(2,947)	(5,358)
Other current and long-term liabilities	(839)	459	(531)
Other, net	143	414	236
Net cash provided by operating activities	18,559	16,781	13,917
Investing activities			
Purchases of property and equipment, including capitalized interest of \$(104), \$(61) and \$(210)	(9,801)	(13,970)	(12,326)
Purchases of spectrum licenses and other intangible assets, including deposits	(1,010)	(3,331)	(9,366)
Proceeds from sales of tower sites	12	9	40
Proceeds related to beneficial interests in securitization transactions	4,816	4,836	4,131
Acquisition of companies, net of cash and restricted cash acquired	—	(52)	(1,916)
Other, net	154	149	51
Net cash used in investing activities	(5,829)	(12,359)	(19,386)
Financing activities			
Proceeds from issuance of long-term debt	8,446	3,714	14,727
Repayments of financing lease obligations	(1,227)	(1,239)	(1,111)
Repayments of short-term debt for purchases of inventory, property and equipment and other financial liabilities	—	—	(184)
Repayments of long-term debt	(5,051)	(5,556)	(11,100)
Repurchases of common stock	(13,074)	(3,000)	—
Dividends on common stock	(747)	—	—
Tax withholdings on share-based awards	(297)	(243)	(316)
Cash payments for debt prepayment or debt extinguishment costs	—	—	(116)
Other, net	(147)	(127)	(191)
Net cash (used in) provided by financing activities	(12,097)	(6,451)	1,709
Change in cash and cash equivalents, including restricted cash and cash held for sale	633	(2,029)	(3,760)
Cash and cash equivalents, including restricted cash and cash held for sale			
Beginning of period	4,674	6,703	10,463
End of period	\$ 5,307	\$ 4,674	\$ 6,703

The accompanying notes are an integral part of these consolidated financial statements.

T-Mobile US, Inc.
Consolidated Statement of Stockholders' Equity

(in millions, except share and per share amounts)	Common Stock Outstanding	Treasury Shares Outstanding	Treasury Shares at Cost	Par Value and Additional Paid-in Capital	Accumulated Other Comprehensive Loss	(Accumulated Deficit) Retained Earnings	Total Stockholders' Equity
Balance as of December 31, 2020	1,241,805,706	1,539,878	\$ (11)	\$ 72,772	\$ (1,581)	\$ (5,836)	\$ 65,344
Net income	—	—	—	—	—	3,024	3,024
Other comprehensive income	—	—	—	—	216	—	216
Stock-based compensation	—	—	—	606	—	—	606
Stock issued for employee stock purchase plan	2,189,542	—	—	225	—	—	225
Issuance of vested restricted stock units	7,509,039	—	—	—	—	—	—
Shares withheld related to net share settlement of stock awards and stock options	(2,511,512)	—	—	(316)	—	—	(316)
Other, net	220,906	(2,410)	(2)	5	—	—	3
Balance as of December 31, 2021	1,249,213,681	1,537,468	(13)	73,292	(1,365)	(2,812)	69,102
Net income	—	—	—	—	—	2,590	2,590
Other comprehensive income	—	—	—	—	319	—	319
Stock-based compensation	—	—	—	656	—	—	656
Stock issued for employee stock purchase plan	2,079,086	—	—	227	—	—	227
Issuance of vested restricted stock units	5,796,891	—	—	—	—	—	—
Shares withheld related to net share settlement of stock awards and stock options	(1,900,710)	—	—	(243)	—	—	(243)
Repurchases of common stock	(21,361,409)	21,361,409	(3,000)	—	—	—	(3,000)
Other, net	132,539	17,572	(3)	9	—	(1)	5
Balance as of December 31, 2022	1,233,960,078	22,916,449	(3,016)	73,941	(1,046)	(223)	69,656
Net income	—	—	—	—	—	8,317	8,317
Dividends declared (\$0.65 per share)	—	—	—	—	—	(747)	(747)
Other comprehensive income	—	—	—	—	82	—	82
Stock-based compensation	—	—	—	687	—	—	687
Stock issued for employee stock purchase plan	1,771,475	—	—	210	—	—	210
Issuance of vested restricted stock units	6,074,565	—	—	—	—	—	—
Shares withheld related to net share settlement of stock awards and stock options	(2,027,800)	—	—	(297)	—	—	(297)
Repurchases of common stock	(92,925,044)	92,925,044	(13,255)	—	—	—	(13,255)
SoftBank contingent shares settlement ⁽¹⁾	48,751,557	(48,751,557)	6,901	(6,849)	—	—	52
Other, net	202,500	6,887	(3)	13	—	—	10
Balance as of December 31, 2023	1,195,807,331	67,096,823	\$ (9,373)	\$ 67,705	\$ (964)	\$ 7,347	\$ 64,715

(1) Represents the issuance of the SoftBank Specified Shares pursuant to the Letter Agreement. See Note 15 – Earnings Per Share of the Notes to the Consolidated Financial Statements for more information.

The accompanying notes are an integral part of these consolidated financial statements.

T-Mobile US, Inc.
Index for Notes to the Consolidated Financial Statements

Note 1	Summary of Significant Accounting Policies	60
Note 2	Business Combinations	71
Note 3	Receivables and Related Allowance for Credit Losses	73
Note 4	Sales of Certain Receivables	75
Note 5	Property and Equipment	78
Note 6	Goodwill, Spectrum License Transactions and Other Intangibles Assets	79
Note 7	Fair Value Measurements	82
Note 8	Debt	84
Note 9	Tower Obligations	88
Note 10	Revenue from Contracts with Customers	90
Note 11	Employee Compensation and Benefit Plans	91
Note 12	Income Taxes	93
Note 13	Stockholder Return Programs	95
Note 14	Wireline	96
Note 15	Earnings Per Share	98
Note 16	Leases	98
Note 17	Commitments and Contingencies	100
Note 18	Restructuring Costs	103
Note 19	Additional Financial Information	105
Note 20	Subsequent Events	106

T-Mobile US, Inc.
Notes to the Consolidated Financial Statements

Note 1 – Summary of Significant Accounting Policies

Description of Business

T-Mobile US, Inc. (“T-Mobile,” “we,” “our,” “us” or the “Company”), together with its consolidated subsidiaries, is a leading provider of mobile communications services, including voice, messaging and data, under its flagship brands, T-Mobile and Metro™ by T-Mobile (“Metro by T-Mobile”), in the United States, Puerto Rico and the U.S. Virgin Islands. Substantially all of our revenues were earned in, and substantially all of our long-lived assets are located in, the U.S., Puerto Rico and the U.S. Virgin Islands. We provide mobile communications services primarily using our 4G Long Term Evolution (“LTE”) network and our 5G technology network. We also offer a wide selection of wireless devices, including handsets, tablets and other mobile communication devices, and accessories for sale, as well as financing through equipment installment plans (“EIP”). We also provide reinsurance for device insurance policies and extended warranty contracts offered to our mobile communications customers. In addition to our wireless communications services, we offer High Speed Internet utilizing our nationwide 5G network.

Basis of Presentation

The accompanying consolidated financial statements include the balances and results of operations of T-Mobile and our consolidated subsidiaries. We consolidate majority-owned subsidiaries over which we exercise control, as well as variable interest entities (“VIEs”) for which we are deemed to be the primary beneficiary and VIEs, which cannot be deconsolidated, such as those related to Tower obligations. Intercompany transactions and balances have been eliminated in consolidation. We operate as a single operating segment.

The preparation of financial statements in conformity with U.S. generally accepted accounting principles (“GAAP”) requires our management to make estimates and assumptions which affect our consolidated financial statements and accompanying notes. Estimates are based on historical experience, where applicable, and other assumptions which our management believes are reasonable under the circumstances, including, but not limited to, the valuation of assets acquired and liabilities assumed through acquisitions and the potential impacts arising from macroeconomic trends. These estimates are inherently subject to judgment and actual results could differ from those estimates.

On September 6, 2022, Sprint Communications LLC, a Kansas limited liability company and wholly owned subsidiary of the Company (“Sprint Communications”), Sprint LLC, a Delaware limited liability company and wholly owned subsidiary of the Company (“Sprint”), and Cogent Infrastructure, Inc., a Delaware corporation (the “Buyer”) and a wholly owned subsidiary of Cogent Communications Holdings, Inc., entered into a Membership Interest Purchase Agreement (the “Wireline Sale Agreement”), pursuant to which the Buyer agreed to acquire the U.S. long-haul fiber network and operations (including the non-U.S. extensions thereof) of Sprint Communications and its subsidiaries (the “Wireline Business”). Such transactions contemplated by the Wireline Sale Agreement are collectively referred to as the “Wireline Transaction.” On May 1, 2023, the Buyer and the Company completed the Wireline Transaction (the “Closing”).

The assets and liabilities of the Wireline Business disposal group were classified as held for sale and presented within Other current assets and Other current liabilities on our Consolidated Balance Sheets as of December 31, 2022. The fair value of the Wireline Business disposal group, less costs to sell, was reassessed during each reporting period it remained classified as held for sale, and any remeasurement to the lower of carrying amount or fair value less costs to sell was reported as an adjustment included within (Gain) loss on disposal group held for sale on our Consolidated Statements of Comprehensive Income. Unless otherwise specified, the amounts and information presented as of December 31, 2022 in the Notes to the Consolidated Financial Statements include assets and liabilities that were classified as held for sale.

Cash and Cash Equivalents

Cash equivalents consist of highly liquid money market funds and U.S. Treasury securities with remaining maturities of three months or less at the date of purchase.

Receivables and Related Allowance for Credit Losses

Accounts Receivable

Accounts receivable balances are predominantly comprised of amounts currently due from customers (e.g., for wireless communications services and monthly device lease payments), device insurance administrators, wholesale partners, other carriers and third-party retail channels. Accounts receivable are presented on our Consolidated Balance Sheets at their amortized cost basis (i.e., the receivables' unpaid principal balance ("UPB") as adjusted for any written-off amounts relating to impairment), net of the allowance for credit losses. We have an arrangement to sell certain of our customer service accounts receivable on a revolving basis, which are treated as sales of financial assets. See Note 4 – Sales of Certain Receivables for further information.

Equipment Installment Plan Receivables

We offer certain customers the option to pay for their devices and other purchases in installments, generally over a period of 24 months using an EIP. EIP receivables are presented on our Consolidated Balance Sheets at their amortized cost basis (i.e., the receivables' UPB as adjusted for any written-off amounts due to impairment and unamortized discounts), net of the allowance for credit losses. At the time of an installment sale, we impute a discount for interest if the term exceeds 12 months as there is no stated rate of interest on the receivables. The receivables are recorded at their present value, which is determined by discounting expected future cash payments at the imputed interest rate. This adjustment results in a discount or reduction in the transaction price of the contract with a customer, which is allocated to the performance obligations of the arrangement such as Service and Equipment revenues on our Consolidated Statements of Comprehensive Income. The imputed discount rate reflects a current market interest rate and includes a component for estimated credit risk underlying the EIP receivable, reflecting the estimated credit worthiness of the customer. The imputed discount on receivables is amortized over the financed installment term using the effective interest method and recognized as Other revenues on our Consolidated Statements of Comprehensive Income.

The current portion of the EIP receivables is included in Equipment installment plan receivables, net and the long-term portion of the EIP receivables is included in Equipment installment plan receivables due after one year, net on our Consolidated Balance Sheets. We have an arrangement to sell certain EIP receivables on a revolving basis, which are treated as sales of financial assets. See Note 4 – Sales of Certain Receivables for further information. Additionally, certain of our EIP receivables included on our Consolidated Balance Sheets secure our asset-backed notes ("ABS Notes"). See Note 8 – Debt for further information.

Allowance for Credit Losses

We maintain an allowance for credit losses by applying an expected credit loss model. Each period, management assesses the appropriateness of the level of allowance for credit losses by considering credit risk inherent within each portfolio segment as of period end. Each portfolio segment is comprised of pools of receivables that are evaluated collectively based on similar risk characteristics. Our allowance levels consider estimated credit risk over the contractual life of the receivables and are influenced by receivable volumes, receivable delinquency status, historical loss experience and other conditions that affect loss expectations, such as changes in credit and collections policies and forecasts of macroeconomic conditions. While we attribute portions of the allowance to our respective accounts receivable and EIP portfolio segments, the entire allowance is available to credit losses related to the total receivable portfolio.

We consider a receivable past due and delinquent when a customer has not paid us by the contractually specified payment due date. Account balances are written off against the allowance for credit losses if collection efforts are unsuccessful and the receivable balance is deemed uncollectible (customer default), based on factors such as customer credit ratings as well as the length of time the amounts are past due.

If there is a deterioration of our customers' financial condition or if future actual default rates on receivables in general differ from those currently anticipated, we will adjust our allowance for credit losses accordingly.

Inventories

Inventories consist primarily of wireless devices and accessories, which are valued at the lower of cost or net realizable value. Cost is determined using standard cost, which approximates average cost. Shipping and handling costs paid to wireless device and accessories vendors as well as costs to refurbish used devices are included in the standard cost of inventory. Net realizable value is the estimated selling price in the ordinary course of business, less reasonably predictable costs of disposal and

transportation. We record inventory write-downs to net realizable value for obsolete and slow-moving items based on inventory turnover trends and historical experience.

Deferred Purchase Price Assets

In connection with the sales of certain service and EIP accounts receivable pursuant to the sale arrangements, we have deferred purchase price assets measured at fair value that are based on a discounted cash flow model using unobservable Level 3 inputs, including estimated customer default rates and credit worthiness. See Note 4 – Sales of Certain Receivables for further information.

Long-Lived Assets

Long-lived assets include assets that do not have indefinite lives, such as property and equipment and certain intangible assets.

Property and Equipment

Property and equipment consists of buildings and equipment, wireless communications systems, leasehold improvements, capitalized software, leased wireless devices and construction in progress. Buildings and equipment include certain network server equipment. Wireless communications systems include assets to operate our wireless network and information technology data centers, including tower assets, leasehold improvements and asset retirement costs. Leasehold improvements include asset improvements other than those related to the wireless network.

Property and equipment are recorded at cost less accumulated depreciation and impairments, if any, in Property and equipment, net on our Consolidated Balance Sheets. We generally depreciate property and equipment over the period the property and equipment provide economic benefit using the straight-line method. Depreciable life studies are performed periodically to confirm the appropriateness of depreciable lives for certain categories of property and equipment. These studies take into account actual usage, physical wear and tear, replacement history and assumptions about technology evolution. When these factors indicate the useful life of an asset is different from the previous assessment, the remaining book value is depreciated prospectively over the adjusted remaining estimated useful life. Leasehold improvements are depreciated over the shorter of their estimated useful lives or the related lease term.

Costs of major replacements and improvements are capitalized. Repair and maintenance expenditures which do not enhance or extend the asset's useful life are charged to operating expenses as incurred. Construction costs, labor and overhead incurred in the expansion or enhancement of our wireless network are capitalized. Capitalization commences with pre-construction period administrative and technical activities, which include obtaining zoning approvals and building permits, and ceases at the point at which the asset is ready for its intended use. We capitalize interest associated with the acquisition or construction of certain property and equipment. Capitalized interest is reported as a reduction in interest expense and depreciated over the useful life of the related asset.

We record an asset retirement obligation for the estimated fair value of legal obligations associated with the retirement of tangible long-lived assets and a corresponding increase in the carrying amount of the related asset in the period in which the obligation is incurred. In periods subsequent to initial measurement, we recognize changes in the liability resulting from the passage of time and revisions to either the timing or the amount of the original estimate. Over time, the liability is accreted to its present value and the capitalized cost is depreciated over the estimated useful life of the asset. Our obligations relate primarily to certain legal obligations to remediate leased property on which our network infrastructure and administrative assets are located.

We capitalize certain costs incurred in connection with developing or acquiring internal use software. Capitalization of software costs commences once the final selection of the specific software solution has been made and management authorizes and commits to funding the software project and ceases once the project is ready for its intended use. Capitalized software costs are included in Property and equipment, net on our Consolidated Balance Sheets and are amortized on a straight-line basis over the estimated useful life of the asset. Costs incurred during the preliminary project stage, as well as maintenance and training costs, are expensed as incurred.

Device Leases

Our leasing programs ("Leasing Programs"), which include JUMP! On Demand and the Sprint Flex Lease Program, allow customers to lease a device (handset or tablet) generally over an initial period of 18 months and upgrade the device with a new device when eligibility requirements are met. We depreciate leased devices to their estimated residual value, on a group basis,

using the straight-line method over the estimated useful life of the device. The estimated useful life reflects the period for which we estimate the group of leased devices will provide utility to us, which may be longer than the initial lease term based on customer options in the Sprint Flex Lease Program to renew the lease on a month-to-month basis after the initial lease term concludes. In determining the estimated useful life, we consider the lease term (e.g., 18 months and month-to-month renewal options for the Sprint Flex Lease Program), trade-in activity and write-offs for lost and stolen devices. Lost and stolen devices are incorporated into the estimates of depreciation expense and recognized as an adjustment to accumulated depreciation when the loss event occurs. Revenues associated with the leased devices, net of lease incentives, are generally recognized on a straight-line basis over the lease term. In 2021, we discontinued offering the Sprint Flex Lease Program and shifted customer device financing to EIP plans.

For arrangements in which we are the lessor of devices, we separate lease and non-lease components.

Upon device upgrade or at lease end, customers in the JUMP! On Demand Lease Program must return or purchase their device, and customers in the Sprint Flex Lease Program have the option to return or purchase their device or to renew their lease on a month-to-month basis. The purchase price of the device is established at lease commencement and is based on the type of device leased and any down payment made. The Leasing Programs do not contain any residual value guarantees or variable lease payments, and there are no restrictions or covenants imposed by these leases. Returned devices, including those received upon device upgrade, are transferred from Property and equipment, net to Inventory on our Consolidated Balance Sheets and are valued at the lower of cost or net realizable value, with any write-down recognized as Cost of equipment sales on our Consolidated Statements of Comprehensive Income.

Other Intangible Assets

Intangible assets that do not have indefinite useful lives are amortized over their estimated useful lives.

We have lease agreements (the “Agreements”) with various educational and non-profit institutions that provide us with the right to use Federal Communications Commission (“FCC”) spectrum licenses (known as “Educational Broadband Services” or “EBS” spectrum) in the 2.5 GHz band. The Agreements are typically for terms of five to 10 years with automatic renewal provisions, bringing the total term of the Agreements up to 30 years. A majority of the Agreements include a right of first refusal to acquire, lease or otherwise use the license at the end of the automatic renewal periods.

Leased FCC spectrum licenses are recorded as executory contracts, and contractual lease payments are recognized on a straight-line basis over the remaining term of the arrangement, including renewals, and are presented in Costs of services on our Consolidated Statements of Comprehensive Income.

Customer relationships are amortized using the sum-of-the-years digits method. The remaining finite-lived intangible assets are amortized using the straight-line method.

Impairment

We assess potential impairments to our long-lived assets when events or changes in circumstances indicate the carrying amount of the asset may not be recoverable. If any indicators of impairment are present, we test recoverability. The carrying value of a long-lived asset or asset group is not recoverable if the carrying value exceeds the sum of the estimated undiscounted future cash flows expected to be generated from the use and eventual disposition of the asset or asset group. If the estimated undiscounted future cash flows do not exceed the asset or asset group’s carrying amount, then an impairment loss is recorded, measured as the amount by which the carrying amount of a long-lived asset or asset group exceeds its estimated fair value.

Business Combinations

Assets acquired and liabilities assumed as part of a business combination are generally recorded at their fair value at the date of acquisition. The excess of purchase price over the fair value of assets acquired and liabilities assumed is recorded as goodwill. Determining fair value of identifiable assets, particularly intangibles, and liabilities acquired requires management to make estimates, which are based on all available information and in some cases assumptions with respect to the timing and amount of future revenues and expenses associated with an asset or liability. See Note 2 – Business Combinations for further discussion of the acquisition of the wireless telecommunications assets (the “Wireless Assets”) of Shenandoah Personal Communications Company LLC (“Shentel”) used to provide Sprint PCS’s wireless mobility communications network products in certain parts of Maryland, North Carolina, Virginia, West Virginia Kentucky, Ohio and Pennsylvania.

Goodwill and Indefinite-Lived Intangible Assets

Goodwill

Goodwill consists of the excess of the purchase price over the fair value of identifiable net assets acquired in a business combination and is assigned to our one reporting unit: wireless.

Spectrum Licenses

Spectrum licenses are carried at costs incurred to acquire the spectrum licenses and the costs to prepare the spectrum licenses for their intended use, such as costs to clear acquired spectrum licenses. The FCC issues spectrum licenses which provide us with the exclusive right to utilize designated radio frequency spectrum within specific geographic service areas to provide wireless communications services. Spectrum licenses are issued for a fixed period of time, typically up to 15 years; however, the FCC has granted license renewals routinely and at a nominal cost. The spectrum licenses acquired expire at various dates and we believe we will be able to meet all requirements necessary to secure renewal of our spectrum licenses at a nominal cost. Moreover, we determined that there are currently no legal, regulatory, contractual, competitive, economic or other factors that limit the useful lives of our spectrum licenses. The utility of radio frequency spectrum does not diminish while activated on our network nor does it otherwise deteriorate over time. Therefore, we determined the spectrum licenses should be treated as indefinite-lived intangible assets.

At times, we enter into agreements to sell or exchange spectrum licenses. Upon entering into the arrangement, if the transaction has been deemed to have commercial substance and the spectrum licenses meet the held for sale criteria, the licenses are classified as held for sale at their carrying value, as adjusted for any impairment recognized, included in Other current assets on our Consolidated Balance Sheets until approval and completion of the exchange or sale. Upon closing of the transaction, spectrum licenses acquired as part of an exchange of nonmonetary assets are recorded at fair value and the difference between the fair value of the spectrum licenses obtained, carrying value of the spectrum licenses transferred and cash paid, if any, is recognized as a gain or loss on disposal of spectrum licenses included in Selling, general and administrative expense on our Consolidated Statements of Comprehensive Income. Our fair value estimates of spectrum licenses are based on information for which there is little or no observable market data. If the transaction lacks commercial substance or the fair value is not measurable, the acquired spectrum licenses are recorded at our carrying value of the spectrum assets transferred or exchanged.

The spectrum licenses we hold plus the spectrum leases enhance the overall value of our spectrum licenses as the collective value is higher than the value of individual bands of spectrum within a specific geography. This value is derived from the ability to provide wireless service to customers across large geographic areas and maintain the same or similar wireless connectivity quality. This enhanced value from combining owned and leased spectrum licenses is referred to as an aggregation premium.

The aggregation premium is a component of the overall fair value of our owned FCC spectrum licenses.

Impairment

We assess the carrying value of our goodwill and other indefinite-lived intangible assets, such as our spectrum license portfolio, for potential impairment annually as of December 31 or more frequently, if events or changes in circumstances indicate such assets might be impaired.

We test goodwill on a reporting unit basis by comparing the estimated fair value of the reporting unit to its book value. If the fair value exceeds the book value, then no impairment is measured. As of December 31, 2023, we have identified one reporting unit: wireless. The wireless reporting unit consists of all the assets and liabilities of T-Mobile US, Inc.

When assessing goodwill for impairment we may elect to first perform a qualitative assessment to determine if the quantitative impairment test is necessary. If we do not perform a qualitative assessment, or if the qualitative assessment indicates it is more likely than not that the fair value of a reporting unit is less than its carrying amount, we perform a quantitative test. We recognize an impairment charge for the amount by which the carrying amount exceeds the reporting unit's fair value; however, the loss recognized would not exceed the total amount of goodwill allocated to that reporting unit. In 2023, we employed a qualitative approach to assess the wireless reporting unit. The fair value of the wireless reporting unit is determined using a market approach, which is based on market capitalization. We recognize that market capitalization is subject to volatility and will monitor changes in market capitalization to determine whether declines, if any, necessitate an interim impairment review. In the event market capitalization does decline below its book value, we will consider the length, severity and reasons for the decline when assessing whether potential impairment exists, including considering whether a control premium should be added

to the market capitalization. We believe short-term fluctuations in share price may not necessarily reflect the underlying aggregate fair value. No events or change in circumstances have occurred that indicate the fair value of the wireless reporting unit may be below its carrying amount at December 31, 2023.

We test our spectrum licenses for impairment on an aggregate basis, consistent with our management of the overall business at a national level. We may elect to first perform a qualitative assessment to determine whether it is more likely than not that the fair value of an intangible asset is less than its carrying value. If we do not perform the qualitative assessment, or if the qualitative assessment indicates it is more likely than not that the fair value of the intangible asset is less than its carrying amount, we calculate the estimated fair value of the intangible asset. If the estimated fair value of the spectrum licenses is lower than their carrying amount, an impairment loss is recognized for the difference. In 2023, we employed the qualitative method.

We estimate fair value of spectrum licenses using the Greenfield methodology. The Greenfield methodology values the spectrum licenses by calculating the cash flow generating potential of a hypothetical start-up company that goes into business with no assets except for the asset to be valued (in this case, spectrum licenses) and makes investments required to build an operation comparable to current use. The value of the spectrum licenses can be considered as equal to the present value of the cash flows of this hypothetical start-up company. We base the assumptions underlying the Greenfield methodology on a combination of market participant data and our historical results, trends and business plans. Future cash flows in the Greenfield methodology are based on estimates and assumptions of market participant revenues, EBITDA margin, network build-out period and a long-term growth rate for a market participant. The cash flows are discounted using a weighted-average cost of capital. No events or change in circumstances have occurred that indicate the fair value of the Spectrum licenses may be below their carrying amount at December 31, 2023.

The valuation approaches utilized to estimate fair value for the purposes of the impairment tests of goodwill and spectrum licenses require the use of assumptions and estimates, which involve a degree of uncertainty. If actual results or future expectations are not consistent with the assumptions used in our estimate of fair value, it may result in the recording of significant impairment charges on goodwill or spectrum licenses. The most significant assumptions within the valuation models are the discount rate based on the weighted-average cost of capital, revenues, EBITDA margins, capital expenditures and long-term growth rate.

For more information regarding our impairment assessments of indefinite-lived intangible assets, see Note 6 – Goodwill, Spectrum License Transactions and Other Intangible Assets.

Fair Value Measurements

We carry certain assets and liabilities at fair value. Fair value is defined as an exit price, representing the amount that would be received to sell an asset or paid to transfer a liability in an orderly transaction between market participants at the measurement date. The three-tier hierarchy for inputs used in measuring fair value, which prioritizes the inputs based on the observability as of the measurement date, is as follows:

- Level 1 Quoted prices in active markets for identical assets or liabilities;
- Level 2 Observable inputs other than the quoted prices in active markets for identical assets and liabilities; and
- Level 3 Unobservable inputs for which there is little or no market data, which require us to develop assumptions of what market participants would use in pricing the asset or liability.

Assets and liabilities are classified in their entirety based on the lowest level of input that is significant to the fair value measurement. Our assessment of the significance of a particular input to the fair value measurement requires judgment and may affect the placement of assets and liabilities being measured within the fair value hierarchy.

The carrying values of Cash and cash equivalents, Accounts receivable and Accounts payable and accrued liabilities approximate fair value due to the short-term maturities of these instruments. The carrying values of EIP receivables approximate fair value as the receivables are recorded at their present value using an imputed interest rate. With the exception of certain long-term fixed-rate debt, there were no financial instruments with a carrying value materially different from their fair value. See Note 7 – Fair Value Measurements for a comparison of the carrying values and fair values of our short-term and long-term debt.

Derivative Financial Instruments

Derivative financial instruments are recognized as either assets or liabilities and are measured at fair value. We do not use derivatives for trading or speculative purposes.

For derivative instruments designated as cash flow hedges associated with forecasted debt issuances, changes in fair value are reported as a component of Accumulated other comprehensive loss until reclassified into Interest expense, net in the same period the hedged transaction affects earnings. Unrealized gains on derivatives designated in qualifying cash flow hedge relationships are recorded at fair value as assets, and unrealized losses are recorded at fair value as liabilities.

We did not have any significant derivative instruments outstanding as of December 31, 2023 or 2022.

Revenue Recognition

We primarily generate our revenue from providing wireless communications services and selling or leasing devices and accessories to customers. Our contracts with customers may involve more than one performance obligation, which include wireless services, wireless devices or a combination thereof, and we allocate the transaction price between each performance obligation based on its relative standalone selling price.

Wireless Communications Services Revenue

We generate our wireless communications services revenues from providing access to, and usage of, our wireless communications network. Service revenues also include revenues earned for providing premium services to customers, such as device insurance services. Service contracts are billed monthly either in advance or arrears, or are prepaid. Generally, service revenue is recognized as we satisfy our performance obligation to transfer service to our customers. We typically satisfy our stand-ready performance obligations, including unlimited wireless services, evenly over the contract term. For usage-based and prepaid wireless services, we satisfy our performance obligations when services are rendered.

The enforceable duration of our contracts with customers is typically one month. However, promotional EIP bill credits offered to a customer on an equipment sale that are paid over time and are contingent on the customer maintaining a service contract may result in an extended service contract based on whether a substantive penalty is deemed to exist.

Revenue is recorded net of costs paid to another party for performance obligations where we arrange for the other party to transfer goods or services to the customer (i.e., when we are acting as an agent). For example, performance obligations relating to services provided by third-party content providers where we neither control a right to the content provider's service nor control the underlying service itself are presented net because we are acting as an agent.

Consideration payable to a customer is treated as a reduction of the total transaction price, unless the payment is in exchange for a distinct good or service, such as certain commissions paid to dealers, in which case the payment is treated as a purchase of that distinct good or service.

Federal Universal Service Fund ("USF") and state USF fees are assessed by various governmental authorities in connection with the services we provide to our customers and are included in Cost of services. When we separately bill and collect these regulatory fees from customers, they are recorded gross in Total service revenues on our Consolidated Statements of Comprehensive Income. For the years ended December 31, 2023, 2022 and 2021, we recorded approximately \$317 million, \$185 million and \$216 million, respectively, of USF fees on a gross basis.

We have made an accounting policy election to exclude from the measurement of the transaction price all taxes assessed by a governmental authority that are both imposed on and concurrent with a specific revenue-producing transaction and collected by us from a customer (e.g., sales, use, value added, and some excise taxes).

Equipment Revenues

We generate equipment revenues from the sale or lease of mobile communication devices and accessories. Equipment revenues related to device and accessory sales are typically recognized at a point in time when control of the device or accessory is transferred to the customer or dealer. We have elected to account for shipping and handling activities that occur after control of the related good transfers as fulfillment activities instead of assessing such activities as performance obligations. We estimate variable consideration (e.g., device returns or certain payments to indirect dealers) primarily based on historical experience.

Equipment sales not probable of collection are generally recorded as payments are received. Our assessment of collectibility considers contract terms such as down payments that reduce our exposure to credit risk.

We offer certain customers the option to pay for devices and accessories in installments using an EIP. Generally, we recognize as a reduction of the total transaction price the effects of a financing component in contracts where customers purchase their devices and accessories on an EIP with a term of more than one year, including those financing components that are not considered to be significant to the contract. However, we have elected the practical expedient of not recognizing the effects of a significant financing component for contracts where we expect, at contract inception, that the period between the transfer of a performance obligation to a customer and the customer's payment for that performance obligation will be one year or less.

Our Leasing Programs allow customers to lease a device over a period of up to 18 months and upgrade the device with a new device when eligibility requirements are met. To date, substantially all of our leased wireless devices are accounted for as operating leases and estimated contract consideration is allocated between lease and non-lease elements (such as service and equipment performance obligations) based on the relative standalone selling price of each performance obligation in the contract. Lease revenues are recorded as equipment revenues and recognized as earned on a straight-line basis over the lease term. Lease revenues on contracts not probable of collection are limited to the amount of payments received. See "Property and Equipment" above for further information.

Imputed Interest on EIP Receivables

For EIP greater than 12 months, we record the effects of financing on all EIP receivables regardless of whether or not the financing is considered to be significant. The imputation of interest results in a discount of the EIP receivable, thereby adjusting the transaction price of the contract with the customer, which is then allocated to the performance obligations of the arrangement.

For transactions where we recognize a significant financing component, judgment is required to determine the discount rate. For EIP sales, the discount rate used to adjust the transaction price primarily reflects current market interest rates and the estimated credit risk of the customer. Customer credit behavior is inherently uncertain. See "Receivables and Allowance for Credit Losses" above, for additional discussion on how we assess credit risk.

For receivables associated with an end service customer in which the sale of the device was not directly to the end customer (sell-in model or devices sourced directly from OEM), the effect of imputing interest is recognized as a reduction to service revenue over the service contract period. In these transactions, the provision of wireless communications services is the only performance obligation as the device sale was recognized when transferred to the dealer.

Contract Balances

Generally, our devices and service plans are available at standard prices, which are maintained on price lists and published on our website and/or within our retail stores.

For contracts that involve more than one product or service that are identified as separate performance obligations, the transaction price is allocated to the performance obligations based on their relative standalone selling prices. The standalone selling price is the price at which we would sell the good or service separately to a customer and is most commonly evidenced by the price at which we sell that good or service separately in similar circumstances and to similar customers.

A contract asset is recorded when revenue is recognized in advance of our right to receive consideration (i.e., we must perform additional services in order to receive consideration). Amounts are recorded as receivables when our right to consideration is unconditional. When consideration is received, or we have an unconditional right to consideration in advance of delivery of goods or services, a contract liability is recorded. The transaction price can include non-refundable upfront fees, which are allocated to the identifiable performance obligations.

Contract assets are included in Other current assets and Other assets and contract liabilities are included in Deferred revenue on our Consolidated Balance Sheets. See Note 10 – Revenue from Contracts with Customers for further information.

Contract Modifications

Our service contracts allow customers to frequently modify their contracts without incurring penalties, in many cases. For contract modifications, we evaluate the change in scope or price of the contract to determine if the modification should be

treated as a separate contract, as if there is a termination of the existing contract and creation of a new contract, or if the modification should be considered a change associated with the existing contract. We typically do not have significant impacts from contract modifications.

Contract Costs

We incur certain incremental costs to obtain a contract that we expect to recover, such as sales commissions. We record an asset when these incremental costs to obtain a contract are incurred and amortize them on a systematic basis that is consistent with the transfer to the customer of the goods or services to which the asset relates.

We capitalize postpaid sales commissions for service activation as costs to acquire a contract and amortize them on a straight-line basis over the estimated period of benefit, currently 24 months. For capitalized contract costs, determining the amortization period over which such costs are recognized as well as assessing the indicators of impairment may require judgment. Prepaid commissions are expensed as incurred as their estimated period of benefit does not extend beyond 12 months. Commissions paid upon device upgrade are not capitalized if the remaining customer contract is less than one year.

Incremental costs to obtain equipment contracts (e.g., commissions paid on device and accessory sales) are recognized when the equipment is transferred to the customer. See Note 10 – Revenue from Contracts with Customers for further information.

Leases

Cell Site, Retail Store and Office Facility Leases

We are a lessee for non-cancelable operating and financing leases for cell sites, switch sites, retail stores, network equipment and office facilities. We recognize a right-of-use asset and lease liability for operating leases based on the net present value of future minimum lease payments. The right-of-use asset for an operating lease is based on the lease liability. Lease expense is recognized on a straight-line basis over the non-cancelable lease term and renewal periods that are considered reasonably certain.

In addition, we have financing leases for certain network equipment. We recognize a right-of-use asset and lease liability for financing leases based on the net present value of future minimum lease payments. The right-of-use asset for a finance lease is based on the lease liability. Expense for our financing leases is comprised of the amortization expense associated with the right-of-use asset and interest expense recognized based on the effective interest method.

We include options to extend or terminate a lease when we are reasonably certain that we will exercise that option. We consider several factors in assessing whether renewal periods are reasonably certain of being exercised, including the continued maturation of our nationwide network, technological advances within the telecommunications industry and the availability of alternative sites. We have generally concluded we are not reasonably certain to exercise the options to extend or terminate our leases. Therefore, as of the lease commencement date, our lease terms generally do not include these options.

In determining the discount rate used to measure the right-of-use asset and lease liability, we use rates implicit in the lease, or if not readily available, we use our incremental borrowing rate. Our incremental borrowing rate is based on an estimated secured rate comprised of a risk-free rate plus a credit spread as secured by our assets. Determining a credit spread as secured by our assets may require judgment.

Certain of our lease agreements include rental payments based on changes in the consumer price index (“CPI”). Lease liabilities are not remeasured as a result of changes in the CPI; instead, changes in the CPI are treated as variable lease payments and are excluded from the measurement of the right-of-use asset and lease liability. These payments are recognized in the period in which the related obligation is incurred. Our lease agreements do not contain any material residual value guarantees or material restrictive covenants.

Generally, we elected the practical expedient to not separate lease and non-lease components in arrangements. For arrangements in which we are the lessor of wireless handset devices, we did not elect this practical expedient. We did not elect the short-term lease recognition exemption; as such, leases with terms shorter than 12 months are included as a right-of-use asset and lease liability.

Rental revenues and expenses associated with co-location tower sites are presented on a net basis under Topic 842. See Note 16 – Leases for further information.

Cell Tower Monetization Transactions

In 2012, we entered into a prepaid master lease arrangement in which we as the lessor provided the rights to utilize tower sites and we leased back space on certain of those towers. Prior to the Merger, Sprint entered into a similar lease-out and leaseback arrangement that we assumed in the Merger.

These arrangements are treated as failed sale leasebacks in which the proceeds received are reported as a financing obligation. The principal payments on the tower obligations are included in Other, net within Net cash provided by (used in) financing activities on our Consolidated Statements of Cash Flows. Our historical tower site asset costs are reported in Property and equipment, net on our Consolidated Balance Sheets and are depreciated. See Note 9 – Tower Obligations for further information.

Sprint Retirement Pension Plan

We provide the Sprint Retirement Pension Plan (the “Pension Plan”), which is a defined benefit pension plan providing post-retirement benefits to certain employees. As of December 31, 2005, the Pension Plan was amended to freeze benefit plan accruals for participants.

The investments in the Pension Plan are measured at fair value on a recurring basis each quarter using quoted market prices or the net asset value per share as a practical expedient. The projected benefit obligations associated with the Pension Plan are determined based on actuarial models utilizing mortality tables and discount rates applied to the expected benefit term. See Note 11 – Employee Compensation and Benefit Plans for further information on the Pension Plan.

Advertising Expense

We expense the cost of advertising and other promotional expenditures to market our services and products as incurred. For the years ended December 31, 2023, 2022 and 2021, advertising expenses included in Selling, general and administrative expense on our Consolidated Statements of Comprehensive Income were \$2.5 billion, \$2.3 billion and \$2.2 billion, respectively.

Income Taxes

Deferred tax assets and liabilities are recognized based on temporary differences between the consolidated financial statements and tax bases of assets and liabilities using enacted tax rates expected to be in effect when these differences are realized. A valuation allowance is recorded when it is more likely than not that some portion or all of a deferred tax asset will not be realized. The ultimate realization of a deferred tax asset depends on the ability to generate sufficient taxable income of the appropriate character and in the appropriate taxing jurisdictions within the carryforward periods available.

We account for uncertainty in income taxes recognized on our consolidated financial statements in accordance with the accounting guidance for the financial statement recognition and measurement of a tax position taken or expected to be taken in a tax return. We assess whether it is more likely than not that a tax position will be sustained upon examination based on the technical merits of the position and adjust the unrecognized tax benefits in light of changes in facts and circumstances, such as changes in tax law, interactions with taxing authorities and developments in case law.

Other Comprehensive Income

Other comprehensive income primarily consists of adjustments, net of tax, related to reclassification of loss from cash flow hedges and pension and other postretirement benefits. This is reported in Accumulated other comprehensive loss as a separate component of stockholders' equity until realized in earnings.

Stock-Based Compensation

Stock-based compensation expense for stock awards, which include restricted stock units (“RSUs”) and performance-based restricted stock units (“PRSUs”), is measured at fair value on the grant date and recognized as expense, net of expected forfeitures, over the related service period. The fair value of stock awards is based on the closing price of our common stock on the date of grant, adjusted for expected dividend yield. RSUs are recognized as expense using the straight-line method. PRSUs are recognized as expense following a graded vesting schedule with their performance reassessed and updated on a quarterly basis, or more frequently as changes in facts and circumstances warrant.

Stockholder Return Programs

On September 8, 2022, our Board of Directors authorized a stock repurchase program for up to \$14.0 billion of our common stock through September 30, 2023 (the “2022 Stock Repurchase Program”), which was utilized as of September 30, 2023. On September 6, 2023, our Board of Directors authorized a stockholder return program of up to \$19.0 billion that will run through December 31, 2024 (the “2023-2024 Stockholder Return Program”). The 2023-2024 Stockholder Return Program consists of additional repurchases of shares of our common stock and the payment of cash dividends. The amount available under the 2023-2024 Stockholder Return Program for share repurchases will be reduced by the amount of any cash dividends declared by us.

The cost of repurchased shares, including equity reacquisition costs, is included in Treasury stock on our Consolidated Balance Sheets. We accrue the cost of repurchased shares and exclude such shares from the calculation of basic and diluted earnings per share, as of the trade date. We recognize a liability for share repurchases which have not settled and for which cash has not been paid in Other current liabilities on our Consolidated Balance Sheets. Cash payments to reacquire our shares, including equity reacquisition costs, are included in Repurchases of common stock on our Consolidated Statements of Cash Flows.

Dividends declared are included as a reduction to Retained earnings on our Consolidated Balance Sheets. We recognize a liability for dividends declared but for which cash has not been paid in Other current liabilities on our Consolidated Balance Sheets. Dividend cash payments to stockholders are included in Net cash provided by (used in) financing activities on our Consolidated Statements of Cash Flows.

See Note 13 - Stockholder Return Programs for more information about our 2022 Stock Repurchase Program and 2023-2024 Stockholder Return Program.

Earnings Per Share

Basic earnings per share is computed by dividing Net income attributable to common stockholders by the weighted-average number of common shares outstanding for the period. Diluted earnings per share is computed by giving effect to all potentially dilutive common shares outstanding during the period. Potentially dilutive common shares consist of outstanding stock options, RSUs and PRSUs, calculated using the treasury stock method. See Note 15 – Earnings Per Share for further information.

Variable Interest Entities

VIEs are entities that lack sufficient equity to permit the entity to finance its activities without additional subordinated financial support from other parties, have equity investors that do not have the ability to make significant decisions relating to the entity's operations through voting rights, do not have the obligation to absorb the expected losses or do not have the right to receive the residual returns of the entity. The most common type of VIE is a special purpose entity (“SPE”). SPEs are commonly used in securitization transactions in order to isolate certain assets and distribute the cash flows from those assets to investors. SPEs are generally structured to insulate investors from claims on the SPEs’ assets by creditors of other entities, including the creditors of the seller of the assets, these SPEs are commonly referred to as being bankruptcy remote.

The primary beneficiary is required to consolidate the assets and liabilities of the VIE. The primary beneficiary is the party which has both the power to direct the activities of an entity that most significantly impact the VIE's economic performance, and through its interests in the VIE, the obligation to absorb losses or the right to receive benefits from the VIE which could potentially be significant to the VIE.

In assessing which party is the primary beneficiary, all the facts and circumstances are considered, including each party’s role in establishing the VIE and its ongoing rights and responsibilities. This assessment includes, first, identifying the activities that most significantly impact the VIE’s economic performance; and second, identifying which party, if any, has power over those activities. In general, the parties that make the most significant decisions affecting the VIE (such as asset managers and servicers) or have the right to unilaterally remove those decision-makers are deemed to have the power to direct the activities of a VIE.

We consolidate VIEs when we are deemed to be the primary beneficiary or when the VIE cannot be deconsolidated. See Note 4 – Sales of Certain Receivables, Note 8 – Debt and Note 9 – Tower Obligations for further information.

Device Purchases Cash Flow Presentation

We classify all device purchases, whether acquired for sale or lease, as operating cash outflows as our predominant strategy is to sell devices to customers rather than lease them. See Note 19 – Additional Financial Information for disclosures of Leased devices transferred from inventory to property and equipment and Returned leased devices transferred from property and equipment to inventory.

Accounting Pronouncements Adopted During the Current Year

Troubled Debt Restructurings and Vintage Disclosures

In March 2022, the Financial Accounting Standards Board (“FASB”) issued Accounting Standards Update (“ASU”) 2022-02, “Financial Instruments—Credit Losses (Topic 326): Troubled Debt Restructurings and Vintage Disclosures.” The standard eliminates the accounting guidance within ASC 310-40 for troubled debt restructurings by creditors while enhancing disclosure requirements for certain loan refinancings and restructurings by creditors when a borrower is experiencing financial difficulty. Additionally, for public business entities, the standard requires disclosure of current-period gross write-offs by year of origination for financing receivables and net investments in leases within the scope of ASC 326-20. As of January 1, 2023, we have adopted this standard, and it was applied prospectively after this date. This standard did not have a material impact on our consolidated financial statements as of and for the year ended December 31, 2023.

Accounting Pronouncements Not Yet Adopted

Segment Reporting Disclosures

In November 2023, the FASB issued ASU 2023-07, “Segment Reporting (Topic 280): Improvements to Reportable Segment Disclosures.” The standard improves reportable segment disclosure requirements for public business entities primarily through enhanced disclosures about significant segment expenses that are regularly provided to the chief operating decision maker (“CODM”) and included within each reported measure of segment profit (referred to as the “significant expense principle”). The standard will become effective for us for our fiscal year 2024 annual financial statements and interim financial statements thereafter and will be applied retrospectively for all prior periods presented in the financial statements, with early adoption permitted. We plan to adopt the standard when it becomes effective for us beginning in our fiscal year 2024 annual financial statements, and we are currently evaluating the impact this guidance will have on the disclosures included in the Notes to the Consolidated Financial Statements.

Income Tax Disclosures

In December 2023, the FASB issued ASU 2023-09, “Income Taxes (Topic 740): Improvements to Income Tax Disclosures.” The standard enhances income tax disclosure requirements for all entities by requiring specified categories and greater disaggregation within the rate reconciliation table, disclosure of income taxes paid by jurisdiction, and providing clarification on uncertain tax positions and related financial statement impacts. The standard will be effective for us for our fiscal year 2025 annual financial statements with early adoption permitted. We plan to adopt the standard when it becomes effective for us beginning in our fiscal year 2025 annual financial statements, and we expect the adoption of the standard will impact certain of our income tax disclosures.

Note 2 – Business Combinations

Shenandoah Personal Communications Company Affiliate Relationship

Sprint PCS (specifically Sprint Spectrum L.P.) was party to a variety of publicly filed agreements with Shentel, pursuant to which Shentel was the exclusive provider of Sprint PCS’s wireless mobility communications network products in certain parts of Maryland, North Carolina, Virginia, West Virginia, Kentucky, Ohio and Pennsylvania. Pursuant to one such agreement, the Sprint PCS Management Agreement, dated November 5, 1999 (as amended, supplemented and modified from time to time, the “Management Agreement”), Sprint PCS was granted an option to purchase Shentel’s Wireless Assets used to provide services pursuant to the Management Agreement. On August 26, 2020, Sprint, now our indirect subsidiary, on behalf of and as the direct or indirect owner of Sprint PCS, exercised its option by delivering a binding notice of exercise to Shentel.

On May 28, 2021, T-Mobile USA, Inc., a Delaware corporation and our direct wholly owned subsidiary, entered into an Asset Purchase Agreement (the “Purchase Agreement”) with Shentel, for the acquisition of the Wireless Assets for an aggregate purchase price of approximately \$1.9 billion in cash, subject to certain adjustments prescribed by the Management Agreement and such additional adjustments agreed by the parties.

Closing of Shentel Wireless Assets Acquisition

On July 1, 2021, upon the completion of certain customary conditions, including the receipt of certain regulatory approvals, we closed on the acquisition of the Wireless Assets pursuant to the Purchase Agreement, and as a result, T-Mobile became the legal owner of the Wireless Assets. Through this transaction, we reacquired the exclusive rights to deliver Sprint’s wireless network services in Shentel’s former affiliate territory and simplified our operations. Concurrently, and as agreed to through the Purchase Agreement, T-Mobile and Shentel entered into certain separate transactions, including the effective settlement of the pre-existing arrangements between T-Mobile and Shentel under the Management Agreement.

In exchange, T-Mobile transferred cash of approximately \$2.0 billion, approximately \$1.9 billion of which was determined to be consideration transferred for the Wireless Assets and the remainder of which was determined to relate to separate transactions, primarily associated with the effective settlement of pre-existing arrangements between T-Mobile and Shentel. Accordingly, these separate transactions are not included in the calculation of the consideration transferred in exchange for the Wireless Assets, and the settlement of pre-existing arrangements between T-Mobile and Shentel did not result in material gains or losses.

Prior to the acquisition of the Wireless Assets, revenues generated from our affiliate relationship with Shentel were presented as Wholesale and other service revenues. Upon the close of the transaction, revenues generated from postpaid customers within the reacquired territory are presented as Postpaid revenues on our Consolidated Statements of Comprehensive Income. The financial results of the Wireless Assets since the closing through December 31, 2021, were not material to our Consolidated Statements of Comprehensive Income, nor were they material to our prior period consolidated results on a pro forma basis.

Fair Value of Assets Acquired and Liabilities Assumed

We accounted for the acquisition of the Wireless Assets as a business combination. The identifiable assets acquired and liabilities assumed were recorded at their fair values as of the acquisition date and consolidated with those of T-Mobile. Assigning fair market values to the assets acquired and liabilities assumed at the date of an acquisition requires the use of significant judgment regarding estimates and assumptions. For the fair values of the assets acquired and liabilities assumed, we used the cost, income and market approaches, including market participant assumptions.

The following table summarizes the fair values for each major class of assets acquired and liabilities assumed at the acquisition date. We retained the services of certified valuation specialists to assist with assigning values to certain acquired assets and assumed liabilities.

(in millions)	July 1, 2021
Inventory	\$ 2
Property and equipment	136
Operating lease right-of-use assets	308
Goodwill	1,035
Other intangible assets	770
Other assets	7
Total assets acquired	2,258
Short-term operating lease liabilities	73
Operating lease liabilities	264
Other long-term liabilities	35
Total liabilities assumed	372
Total consideration transferred	\$ 1,886

Intangible Assets and Liabilities

Goodwill with an assigned value of \$1.0 billion, substantially all of which is deductible for tax purposes, represents the anticipated cost savings from the operations of the combined company resulting from the planned integration of network infrastructure and facilities, the assembled workforce hired concurrently with the acquisition of Wireless Assets, and the

intangible assets that do not qualify for separate recognition. All of the goodwill acquired is allocated to the wireless reporting unit.

Other intangible assets include \$770 million of reacquired rights to provide services in Shentel's former affiliate territory, which is being amortized on a straight-line basis over a useful life of approximately nine years in line with the remaining term of the Management Agreement upon the acquisition of the Wireless Assets, which represents the period of expected economic benefits associated with the reacquisition of such rights. This fair value measurement is based on significant inputs not observable in the market, and therefore, represents a Level 3 measurement as defined in ASC 820. The key assumptions in applying the income approach include forecasted subscriber growth rates, revenue over an estimated period of time, the discount rate, estimated capital expenditures, estimated income taxes and the long-term growth rate, as well as forecasted earnings before interest, taxes, depreciation and amortization ("EBITDA") margins.

Acquisition of Ka'ena Corporation

On March 9, 2023, we entered into a Merger and Unit Purchase Agreement (the "Merger and Purchase Agreement") for the acquisition of 100% of the outstanding equity of Ka'ena Corporation and its subsidiaries including, among others, Mint Mobile LLC (collectively, "Ka'ena" and the "Ka'ena Acquisition"), for a maximum purchase price of \$1.35 billion to be paid out 39% in cash and 61% in shares of T-Mobile common stock. The purchase price is variable dependent upon specified performance indicators of Ka'ena during certain periods before and after closing and consists of an upfront payment at closing of the transaction, subject to certain agreed-upon working capital and other adjustments, and a variable earnout payable 24 months after closing of the transaction. Our estimate of the upfront payment is subject to Ka'ena's underlying business performance and the timing of transaction close, and has been updated to \$1.2 billion, before working capital and other adjustments. The acquisition is subject to certain customary closing conditions, including certain regulatory approvals, and is expected to close by the end of the first quarter of 2024.

Note 3 – Receivables and Related Allowance for Credit Losses

We maintain an allowance for credit losses by applying an expected credit loss model. Each period, management assesses the appropriateness of the level of allowance for credit losses by considering credit risk inherent within each portfolio segment as of the end of the period.

We consider a receivable past due when a customer has not paid us by the contractually specified payment due date. Account balances are written off against the allowance for credit losses if collection efforts are unsuccessful and the receivable balance is deemed uncollectible (customer default), based on factors such as customer credit ratings as well as the length of time the amounts are past due.

Our portfolio of receivables is comprised of two portfolio segments: accounts receivable and EIP receivables.

Accounts Receivable Portfolio Segment

Accounts receivable balances are predominately comprised of amounts currently due from customers (e.g., for wireless communications services), device insurance administrators, wholesale partners, other carriers and third-party retail channels.

We estimate credit losses associated with our accounts receivable portfolio segment using an expected credit loss model, which utilizes an aging schedule methodology based on historical information and adjusted for asset-specific considerations, current economic conditions and reasonable and supportable forecasts.

Our approach considers a number of factors, including our overall historical credit losses and payment experience, as well as current collection trends such as write-off frequency and severity. We also consider other qualitative factors such as current and forecasted macroeconomic conditions.

We consider the need to adjust our estimate of credit losses for reasonable and supportable forecasts of future macroeconomic conditions. To do so, we monitor external forecasts of changes in real U.S. gross domestic product and forecasts of consumer credit behavior for comparable credit exposures.

EIP Receivables Portfolio Segment

Based upon customer credit profiles at the time of customer origination, as well as subsequent credit performance, we classify the EIP receivables segment into two customer classes of “Prime” and “Subprime.” Prime customer receivables are those with lower credit risk and Subprime customer receivables are those with higher credit risk. Customers may be required to make a down payment on their equipment purchases if their assessed credit risk exceeds established underwriting thresholds. In addition, certain customers within the Subprime category may be required to pay a deposit.

To determine a customer’s credit profile and assist in determining their credit class, we use a proprietary credit scoring model that measures the credit quality of a customer leveraging several factors, such as credit bureau information and consumer credit risk scores, as well as service and device plan characteristics.

As of December 31, 2023, we enhanced our proprietary credit scoring model to more fully reflect current payment performance in the assigned credit score by enabling migration between the Prime and Subprime credit class categories, which aligns with our expected credit loss model methodology. The impact of this change was a net migration of approximately 12% of the EIP receivables from Subprime to the Prime credit class category. As our credit loss model already captured current payment performance, this change did not have a significant impact on our estimated expected credit losses.

EIP receivables had a combined weighted-average effective interest rate of 10.6% and 8.0% as of December 31, 2023, and 2022, respectively.

The following table summarizes the EIP receivables, including imputed discounts and related allowance for credit losses:

(in millions)	December 31, 2023	December 31, 2022
EIP receivables, gross	\$ 7,271	\$ 8,480
Unamortized imputed discount	(505)	(483)
EIP receivables, net of unamortized imputed discount	6,766	7,997
Allowance for credit losses	(268)	(328)
EIP receivables, net of allowance for credit losses and imputed discount	\$ 6,498	\$ 7,669
Classified on our consolidated balance sheets as:		
Equipment installment plan receivables, net of allowance for credit losses and imputed discount	\$ 4,456	\$ 5,123
Equipment installment plan receivables due after one year, net of allowance for credit losses and imputed discount	2,042	2,546
EIP receivables, net of allowance for credit losses and imputed discount	\$ 6,498	\$ 7,669

Many of our loss estimation techniques rely on delinquency-based models; therefore, delinquency is an important indicator of credit quality in the establishment of our allowance for credit losses for EIP receivables. We manage our EIP receivables portfolio segment using delinquency and customer credit class as key credit quality indicators.

The following table presents the amortized cost of our EIP receivables by delinquency status, customer credit class and year of origination as of December 31, 2023:

(in millions)	Originated in 2023		Originated in 2022		Originated prior to 2022		Total EIP Receivables, Net of Unamortized Imputed Discount		
	Prime	Subprime	Prime	Subprime	Prime	Subprime	Prime	Subprime	Total
Current - 30 days past due	\$ 3,925	\$ 987	\$ 1,129	\$ 304	\$ 253	\$ 40	\$ 5,307	\$ 1,331	\$ 6,638
31 - 60 days past due	13	23	7	7	1	1	21	31	52
61 - 90 days past due	9	16	6	5	1	1	16	22	38
More than 90 days past due	8	13	6	7	2	2	16	22	38
EIP receivables, net of unamortized imputed discount	\$ 3,955	\$ 1,039	\$ 1,148	\$ 323	\$ 257	\$ 44	\$ 5,360	\$ 1,406	\$ 6,766

We estimate credit losses on our EIP receivables segment by applying an expected credit loss model, which relies on historical loss data adjusted for current conditions to calculate default probabilities or an estimate for the frequency of customer default. Our assessment of default probabilities or frequency includes receivables delinquency status, historical loss experience, how

long the receivables have been outstanding and customer credit ratings, as well as customer tenure. We multiply these estimated default probabilities by our estimated loss given default, which is the estimated amount of default or the severity of loss.

As we do for our accounts receivable portfolio segment, we consider the need to adjust our estimate of credit losses on EIP receivables for reasonable and supportable forecasts of economic conditions through monitoring external forecasts and periodic internal statistical analyses.

The following table presents write-offs of our EIP receivables by year of origination for the year ended December 31, 2023:

(in millions)	Originated in 2023	Originated in 2022	Originated prior to 2022	Total Write-offs
Write-offs	\$ 174	\$ 284	\$ 60	\$ 518

Activity for the years ended December 31, 2023, 2022 and 2021, in the allowance for credit losses and unamortized imputed discount balances for the accounts receivable and EIP receivables segments were as follows:

(in millions)	December 31, 2023			December 31, 2022			December 31, 2021		
	Accounts Receivable Allowance	EIP Receivables Allowance	Total	Accounts Receivable Allowance	EIP Receivables Allowance	Total	Accounts Receivable Allowance	EIP Receivables Allowance	Total
Allowance for credit losses and imputed discount, beginning of period	\$ 167	\$ 811	\$ 978	\$ 146	\$ 630	\$ 776	\$ 194	\$ 605	\$ 799
Bad debt expense	440	458	898	433	593	1,026	231	221	452
Write-offs	(446)	(518)	(964)	(412)	(518)	(930)	(279)	(248)	(527)
Change in imputed discount on short-term and long-term EIP receivables	N/A	220	220	N/A	262	262	N/A	187	187
Impact on the imputed discount from sales of EIP receivables	N/A	(198)	(198)	N/A	(156)	(156)	N/A	(135)	(135)
Allowance for credit losses and imputed discount, end of period	\$ 161	\$ 773	\$ 934	\$ 167	\$ 811	\$ 978	\$ 146	\$ 630	\$ 776

Off-Balance-Sheet Credit Exposures

We do not have material off-balance-sheet credit exposures as of December 31, 2023. In connection with the sales of certain service accounts receivable and EIP receivables pursuant to the sale arrangements, we have deferred purchase price assets included on our Consolidated Balance Sheets measured at fair value that are based on a discounted cash flow model using Level 3 inputs, including customer default rates and credit worthiness, dilutions and recoveries. See Note 4 – Sales of Certain Receivables for further information.

Note 4 – Sales of Certain Receivables

We regularly enter into transactions to sell certain service accounts receivable and EIP receivables. The transactions, including our continuing involvement with the sold receivables and the respective impacts to our consolidated financial statements, are described below.

Sales of EIP Receivables

Overview of the Transaction

In 2015, we entered into an arrangement to sell certain EIP receivables on a revolving basis (the “EIP sale arrangement”). The maximum funding commitment of the sale arrangement is \$1.3 billion. On November 14, 2023, we extended the scheduled expiration date of the EIP sale arrangement to November 18, 2024.

As of both December 31, 2023 and 2022, the EIP sale arrangement provided funding of \$1.3 billion. Sales of EIP receivables occur daily and are settled on a monthly basis.

In connection with this EIP sale arrangement, we formed a wholly owned subsidiary, which qualifies as a bankruptcy remote entity (the “EIP BRE”). Pursuant to the EIP sale arrangement, selected receivables are transferred to the EIP BRE. The EIP BRE then sells the receivables to a non-consolidated and unaffiliated third-party entity over which we do not exercise any level of control, nor does the third-party entity qualify as a VIE.

Variable Interest Entity

We determined that the EIP BRE is a VIE as its equity investment at risk lacks the obligation to absorb a certain portion of its expected losses. We have a variable interest in the EIP BRE and have determined that we are the primary beneficiary based on our ability to direct the activities which most significantly impact the EIP BRE’s economic performance. Those activities include selecting which receivables are transferred into the EIP BRE and sold in the EIP sale arrangement and funding of the EIP BRE. Additionally, our equity interest in the EIP BRE obligates us to absorb losses and gives us the right to receive benefits from the EIP BRE that could potentially be significant to the EIP BRE. Accordingly, we include the balances and results of operations of the EIP BRE on our consolidated financial statements.

The following table summarizes the carrying amounts and classification of assets, which consist primarily of the deferred purchase price, included on our Consolidated Balance Sheets with respect to the EIP BRE:

(in millions)	December 31, 2023	December 31, 2022
Other current assets	\$ 348	\$ 344
Other assets	103	136

In addition, the EIP BRE is a separate legal entity with its own separate creditors who will be entitled, prior to any liquidation of the EIP BRE, to be satisfied prior to any value in the EIP BRE becoming available to us. Accordingly, the assets of the EIP BRE may not be used to settle our general obligations and creditors of the EIP BRE have limited recourse to our general credit.

Sales of Service Accounts Receivable

Overview of the Transaction

In 2014, we entered into an arrangement to sell certain service accounts receivable on a revolving basis (the “service receivable sale arrangement”). The maximum funding commitment of the service receivable sale arrangement is \$950 million and the facility expires in February 2024. As of both December 31, 2023 and 2022, the service receivable sale arrangement provided funding of \$775 million. Sales of receivables occur daily and are settled on a monthly basis. The receivables consist of service charges currently due from customers and are short-term in nature.

In connection with the service receivable sale arrangement, we formed a wholly owned subsidiary, which qualifies as a bankruptcy remote entity, to sell service accounts receivable (the “Service BRE”).

Pursuant to the amended service receivable sale arrangement, selected receivables are transferred to the Service BRE. The Service BRE then sells the receivables to a non-consolidated and unaffiliated third-party entity over which we do not exercise any level of control and which does not qualify as a VIE.

Variable Interest Entity

We determined that the Service BRE is a VIE, as its equity investment at risk lacks the obligation to absorb a certain portion of expected losses. We have a variable interest in the Service BRE and have determined that we are the primary beneficiary based on our ability to direct the activities that most significantly impact the Service BRE’s economic performance. Those activities include selecting which receivables are transferred into the Service BRE and sold in the service receivable sale arrangement and funding the Service BRE. Additionally, our equity interest in the Service BRE obligates us to absorb losses and gives us the right to receive benefits from the Service BRE that could potentially be significant to the Service BRE. Accordingly, we include the balances and results of operations of the Service BRE on our consolidated financial statements.

The following table summarizes the carrying amounts and classification of assets, which consist primarily of the deferred purchase price, and liabilities included on our Consolidated Balance Sheets with respect to the Service BRE:

(in millions)	December 31, 2023	December 31, 2022
Other current assets	\$ 209	\$ 214
Other current liabilities	373	389

In addition, the Service BRE is a separate legal entity with its own separate creditors who will be entitled, prior to any liquidation of the Service BRE, to be satisfied prior to any value in the Service BRE becoming available to us. Accordingly, the assets of the Service BRE may not be used to settle our general obligations, and creditors of the Service BRE have limited recourse to our general credit.

Sales of Receivables

The transfers of service accounts receivable and EIP receivables to the non-consolidated entities are accounted for as sales of financial assets. Once identified for sale, the receivable is recorded at the lower of cost or fair value. Upon sale, we derecognize the net carrying amount of the receivables.

We recognize the cash proceeds received upon sale in Net cash provided by operating activities on our Consolidated Statements of Cash Flows. We recognize proceeds net of the deferred purchase price, consisting of a receivable from the purchasers that entitles us to certain collections on the receivables. We recognize the collection of the deferred purchase price in Net cash used in investing activities on our Consolidated Statements of Cash Flows as Proceeds related to beneficial interests in securitization transactions.

The deferred purchase price represents a financial asset that is primarily tied to the creditworthiness of the customers and which can be settled in such a way that we may not recover substantially all of our recorded investment, due to default by the customers on the underlying receivables. At inception, we elected to measure the deferred purchase price at fair value with changes in fair value included in Selling, general and administrative expense on our Consolidated Statements of Comprehensive Income. The fair value of the deferred purchase price is determined based on a discounted cash flow model which uses primarily Level 3 inputs, including customer default rates. As of December 31, 2023 and 2022, our deferred purchase price related to the sales of service receivables and EIP receivables was \$658 million and \$692 million, respectively.

The following table summarizes the impact of the sales of certain service receivables and EIP receivables on our Consolidated Balance Sheets:

(in millions)	December 31, 2023	December 31, 2022
Derecognized net service accounts receivable and EIP receivables	\$ 2,388	\$ 2,410
Other current assets	557	558
<i>of which, deferred purchase price</i>	<i>555</i>	<i>556</i>
Other long-term assets	103	136
<i>of which, deferred purchase price</i>	<i>103</i>	<i>136</i>
Other current liabilities	373	389
Net cash proceeds since inception	1,583	1,697
Of which:		
Change in net cash proceeds during the year-to-date period	(114)	(57)
Net cash proceeds funded by reinvested collections	1,697	1,754

We recognized losses from sales of receivables, including changes in fair value of the deferred purchase price, of \$165 million, \$214 million and \$15 million for the years ended December 31, 2023, 2022 and 2021, respectively, in Selling, general and administrative expense on our Consolidated Statements of Comprehensive Income.

As of both December 31, 2023 and 2022, the total principal balance of outstanding transferred service receivables and EIP receivables was \$1.0 billion.

Continuing Involvement

Pursuant to the sale arrangements described above, we have continuing involvement with the service accounts receivable and EIP receivables we sell as we service the receivables, are required to repurchase certain receivables, including ineligible

receivables, aged receivables and receivables where a write-off is imminent, and may be responsible for absorbing credit losses through reduced collections on our deferred purchase price assets. We continue to service the customers and their related receivables, including facilitating customer payment collection, in exchange for a monthly servicing fee. As the receivables are sold on a revolving basis, the customer payment collections on sold receivables may be reinvested in new receivable sales. At the direction of the purchasers of the sold receivables, we apply the same policies and procedures while servicing the sold receivables as we apply to our owned receivables, and we continue to maintain normal relationships with our customers.

Note 5 – Property and Equipment

The components of property and equipment, excluding amounts transferred to held for sale, were as follows:

(in millions)	Useful Lives	December 31, 2023	December 31, 2022
Land		\$ 72	\$ 109
Buildings and equipment	Up to 30 years	4,465	4,659
Wireless communications systems	Up to 20 years	65,628	61,738
Leasehold improvements	Up to 10 years	2,489	2,326
Capitalized software	Up to 10 years	22,573	20,342
Leased wireless devices	Up to 16 months	400	1,415
Construction in progress	N/A	3,286	4,599
Accumulated depreciation and amortization		(58,481)	(53,102)
Property and equipment, net		<u>\$ 40,432</u>	<u>\$ 42,086</u>

Total depreciation expense relating to property and equipment and financing lease right-of-use assets was \$12.0 billion, \$12.7 billion and \$15.2 billion for the years ended December 31, 2023, 2022 and 2021, respectively. These amounts include depreciation expense related to leased wireless devices of \$170 million, \$1.1 billion and \$3.1 billion for the years ended December 31, 2023, 2022 and 2021, respectively.

We capitalize interest associated with the acquisition or construction of certain property and equipment and spectrum intangible assets. We recognized capitalized interest of \$104 million, \$61 million and \$210 million for the years ended December 31, 2023, 2022 and 2021, respectively.

Asset retirement obligations are primarily for certain legal obligations to remediate leased property on which our network infrastructure and administrative assets are located.

Activity in our asset retirement obligations was as follows:

(in millions)	Year Ended December 31, 2023	Year Ended December 31, 2022
Asset retirement obligations, beginning of year	\$ 1,852	\$ 1,899
Liabilities incurred	28	10
Liabilities settled	(399)	(379)
Accretion expense	71	65
Changes in estimated cash flows	164	292
Transfers to held for sale	—	(35)
Asset retirement obligations, end of period	<u>\$ 1,716</u>	<u>\$ 1,852</u>
Classified on the consolidated balance sheets as:		
Other current liabilities	\$ 133	\$ 267
Other long-term liabilities	1,583	1,585

The corresponding assets, net of accumulated depreciation and excluding amounts transferred to held for sale, related to asset retirement obligations were \$462 million and \$546 million as of December 31, 2023 and 2022, respectively.

Wireline Impairment

Previously, the operation of the legacy Sprint CDMA and LTE wireless networks was supported by the legacy Sprint Wireline network. During the second quarter of 2022, we retired the legacy Sprint CDMA network and began the orderly shut-down of the LTE network. We determined that the retirement of the legacy Sprint CDMA and LTE wireless networks triggered the need to assess the Wireline long-lived assets for impairment, as these assets no longer supported our wireless network and the

associated customers and cash flows in a significant manner. The results of this assessment indicated that certain Wireline long-lived assets were impaired. See Note 14 – Wireline for further information.

Note 6 – Goodwill, Spectrum License Transactions and Other Intangible Assets

Goodwill

The changes in the carrying amount of goodwill for the years ended December 31, 2023 and 2022, are as follows:

(in millions)	Goodwill	
Balance as of December 31, 2021, net of accumulated impairment losses of \$10,984	\$	12,188
Goodwill from acquisitions in 2022		46
Balance as of December 31, 2022		12,234
Balance as of December 31, 2023	\$	12,234
Accumulated impairment losses at December 31, 2023	\$	(10,984)

Goodwill Impairment Assessment

Certain non-financial assets, including goodwill and indefinite-lived intangible assets such as Spectrum licenses, are not required to be measured at fair value on a recurring basis and are reported at carrying value. However, these assets are required to be assessed for impairment when events or circumstances indicate that carrying value may not be recoverable, and at least annually for goodwill and indefinite-lived intangible assets. The nonrecurring measurements of the fair value of these assets, for which observable market information may be limited, are classified within Level 3 of the fair value hierarchy. In the event an impairment is required, the asset is adjusted to its estimated fair value using market-based assumptions, to the extent they are available, as well as other assumptions that may require significant judgment.

For our annual assessment of the wireless reporting unit, we employed a qualitative approach. The fair value of the wireless reporting unit was estimated using a market approach, which is based on market capitalization. In addition to performing an assessment under the market approach we also considered any events or change in circumstances that occurred, noting no indication that the fair value of the wireless reporting unit may be below its carrying amount at December 31, 2023.

Intangible Assets

Identifiable Intangible Assets Acquired in the Shentel Acquisition

We reacquired certain rights under the Management Agreement in connection with the acquisition of the Wireless Assets that provided us the ability to fully do business in Shentel's former affiliate territories. We recognized an intangible asset for these reacquired rights at its fair value of \$770 million as of July 1, 2021. The reacquired rights intangible asset is being amortized on a straight-line basis over a useful life of approximately nine years in line with the remaining term of the Management Agreement upon the acquisition of the Wireless Assets.

Spectrum Licenses

The following table summarizes our spectrum license activity for the years ended December 31, 2023, 2022 and 2021:

(in millions)	2023	2022	2021
Spectrum licenses, beginning of year	\$ 95,798	\$ 92,606	\$ 82,828
Spectrum license acquisitions	103	3,152	9,545
Spectrum licenses transferred to held for sale	(2)	(64)	(28)
Costs to clear spectrum	808	104	261
Spectrum licenses, end of year	\$ 96,707	\$ 95,798	\$ 92,606

Spectrum Transactions

In March 2021, the FCC announced that we were the winning bidder of 142 licenses in Auction 107 (C-band spectrum) for an aggregate purchase price of \$9.3 billion.

In January 2022, the FCC announced that we were the winning bidder of 199 licenses in Auction 110 (3.45 GHz spectrum) for an aggregate purchase price of \$2.9 billion.

In September 2022, the FCC announced that we were the winning bidder of 7,156 licenses in Auction 108 (2.5 GHz spectrum) for an aggregate price of \$304 million. At inception of Auction 108 in June 2022, we deposited \$65 million. We paid the FCC the remaining \$239 million for the licenses won in the auction in September 2022. The aggregate cash payments made to the FCC are included in Other assets on our Consolidated Balance Sheets as of December 31, 2023, and will remain there until the corresponding licenses are received. The timing of when the licenses will be issued will be determined by the FCC after all post-auction procedures have been completed, which has been delayed due to the suspension of auction authority to the FCC by Congress. In December 2023, Congress passed the 5G Spectrum Authority Licensing Enforcement (SALE) Act, which gives the FCC temporary authority to grant licenses from previous auctions. As a result, the Auction 108 licenses are expected to be issued in the first quarter of 2024.

As of December 31, 2023, the activities that are necessary to get the 3.45 GHz and 2.5 GHz spectrum acquired pursuant to FCC Auctions 110 and 108, respectively, ready for its intended use have not begun; as such, capitalization of the interest associated with the costs of deploying these spectrum licenses has not begun. During the year ended December 31, 2023, we capitalized interest on the costs of our C-band spectrum licenses, acquired pursuant to FCC Auction 107, during the period that development activities occurred.

License Purchase Agreements

DISH Network Corporation

On July 1, 2020, we and DISH Network Corporation (“DISH”) entered into a License Purchase Agreement (the “DISH License Purchase Agreement”) pursuant to which DISH agreed to purchase certain 800 MHz spectrum licenses for a total of approximately \$3.6 billion. The closing of the sale of spectrum under the DISH License Purchase Agreement remains subject to FCC approval. On October 15, 2023, we and DISH entered into an amendment (the “LPA Amendment”) to the DISH License Purchase Agreement pursuant to which, among other things, the parties agreed that (1) DISH will pay us a \$100 million non-refundable extension fee (in lieu of the approximately \$72 million termination fee that had previously been agreed to), (2) the closing for the purchase of the spectrum licenses by DISH will occur no later than April 1, 2024, (3) if DISH has not purchased the spectrum licenses by such date for any reason (including failure to receive the required FCC approval prior to such date), then the DISH License Purchase Agreement will automatically terminate, and we will retain the \$100 million extension fee, (4) if DISH does purchase the spectrum by April 1, 2024, the \$100 million extension fee will be credited against the \$3.6 billion purchase price, and (5) we are permitted to commence auction of the spectrum prior to April 1, 2024 at our discretion (and subject to DISH’s purchase right). The LPA Amendment was approved by the Court and became effective on October 23, 2023. On October 25, 2023, we received a payment of \$100 million from DISH for the extension fee and recorded a corresponding liability within Other current liabilities on our Consolidated Balance Sheets.

If DISH does not, by April 1, 2024, purchase the 800 MHz spectrum licenses, we are required, unless otherwise approved by the U.S. Department of Justice under the final judgment agreed to by us, Deutsche Telekom AG (“DT”), Sprint, SoftBank Group Corp. (“SoftBank”) and DISH with the U.S. District Court for the District of Columbia, which was approved by the Court on April 1, 2020, to offer the licenses for sale through an auction. If the specified minimum price of \$3.6 billion is not met in the auction, we would be relieved of the obligation to sell the licenses.

Channel 51 License Co LLC and LB License Co, LLC

On August 8, 2022, we, Channel 51 License Co LLC and LB License Co, LLC (together with Channel 51 License Co LLC, the “Sellers”) entered into License Purchase Agreements pursuant to which we will acquire spectrum in the 600 MHz band from the Sellers in exchange for total cash consideration of \$3.5 billion. The licenses will be acquired without any associated networks and are currently being utilized by us through exclusive leasing arrangements with the Sellers.

On March 30, 2023, we and the Sellers entered into Amended and Restated License Purchase Agreements pursuant to which we and the Sellers agreed to separate the transaction into two tranches of licenses, with the closings on the acquisitions of certain licenses in Chicago, Dallas and New Orleans being deferred in order to potentially expedite the regulatory approval process for the remainder of the licenses. Subsequently, on August 25, 2023, we and the Sellers entered into Amendments No. 1 to the Amended and Restated License Purchase Agreements, which deferred the closings of certain additional licenses in Chicago and Dallas into the second closing tranche. Together, the licenses with closings deferred into the second closing tranche represent \$1.1 billion of the aggregate \$3.5 billion cash consideration. The licenses being acquired by us, and the total consideration being paid for the licenses, remains the same under the original License Purchase Agreements and subsequent amendments.

The FCC approved the purchase of the first tranche on December 29, 2023, and we expect the closing of the first tranche to occur in the second quarter of 2024. We anticipate that the second closing (on the deferred licenses) will occur in late 2024 or early 2025.

The parties have agreed that each of the closings will occur within 180 days after the receipt of the applicable required regulatory approvals, and payment of each portion of the aggregate \$3.5 billion purchase price will occur no later than 40 days after the date of each respective closing.

Comcast Corporation

On September 12, 2023, we entered into a License Purchase Agreement with Comcast Corporation and its affiliate, Comcast OTR1, LLC (together with Comcast Corporation, “Comcast”), pursuant to which we will acquire spectrum in the 600 MHz band from Comcast in exchange for total cash consideration of between \$1.2 billion and \$3.3 billion, subject to an application for FCC approval. The licenses will be acquired without any associated networks. We anticipate the closing will occur in the first half of 2028.

The final purchase price will be determined, in the aggregate and on a per license basis, based on the set of licenses subject to the License Purchase Agreement at the time the parties make required transfer filings with the FCC. Prior to the time of such filings, Comcast has the right to remove any or all of a certain specified subset of the licenses, totaling \$2.1 billion (the “Optional Sale Licenses”), from the License Purchase Agreement. The removal of any Optional Sale Licenses would reduce the final purchase price by the assigned value of each such license, from the maximum purchase price of \$3.3 billion.

The licenses are subject to an exclusive leasing arrangement between us and Comcast entered into contemporaneously with the License Purchase Agreement. If Comcast elects to remove an Optional Sale License from the License Purchase Agreement, the associated lease for such Optional Sale License will terminate, but no sooner than two years from the date of the License Purchase Agreement (with us having a minimum period of time after any such termination to cease transmitting on such license’s associated spectrum).

Impairment Assessment

For our assessment of Spectrum license impairment, we employed a qualitative approach. No events or change in circumstances have occurred that indicate the fair value of the Spectrum licenses may be below its carrying amount at December 31, 2023.

Other Intangible Assets

The components of Other intangible assets were as follows:

(in millions)	Useful Lives	December 31, 2023			December 31, 2022		
		Gross Amount	Accumulated Amortization	Net Amount	Gross Amount	Accumulated Amortization	Net Amount
Customer relationships	Up to 8 years	\$ 4,883	\$ (3,451)	\$ 1,432	\$ 4,883	\$ (2,732)	\$ 2,151
Reacquired rights	Up to 9 years	770	(231)	539	770	(139)	631
Tradenames and patents	Up to 19 years	208	(134)	74	196	(117)	79
Favorable spectrum leases	Up to 27 years	686	(148)	538	705	(113)	592
Other	Up to 10 years	353	(318)	35	353	(298)	55
Other intangible assets		<u>\$ 6,900</u>	<u>\$ (4,282)</u>	<u>\$ 2,618</u>	<u>\$ 6,907</u>	<u>\$ (3,399)</u>	<u>\$ 3,508</u>

Amortization expense for intangible assets subject to amortization was \$888 million, \$1.2 billion and \$1.3 billion for the years ended December 31, 2023, 2022 and 2021, respectively.

The estimated aggregate future amortization expense for intangible assets subject to amortization is summarized below:

(in millions)	Estimated Future Amortization
Twelve Months Ending December 31,	
2024	\$ 722
2025	570
2026	417
2027	290
2028	171
Thereafter	448
Total	<u>\$ 2,618</u>

Substantially all of the estimated future amortization expense is associated with intangible assets acquired in the Merger and through our acquisitions of affiliates.

Note 7 – Fair Value Measurements

The carrying values of Cash and cash equivalents, Accounts receivable and Accounts payable and accrued liabilities approximate fair value due to the short-term maturities of these instruments. The carrying values of EIP receivables approximate fair value as the receivables are recorded at their present value using an imputed interest rate.

Derivative Financial Instruments

Periodically, we use derivatives to manage exposure to market risk, such as interest rate risk. We designate certain derivatives as hedging instruments in a qualifying hedge accounting relationship to help minimize significant, unplanned fluctuations in cash flows or fair values caused by designated market risks, such as interest rate volatility. We do not use derivatives for trading or speculative purposes.

Cash flows associated with qualifying hedge derivative instruments are presented in the same category on our Consolidated Statements of Cash Flows as the item being hedged. For fair value hedges, the change in the fair value of the derivative instruments is recognized in earnings through the same income statement line item as the change in the fair value of the hedged item. For cash flow hedges, the change in the fair value of the derivative instruments is reported in Other comprehensive income and recognized in earnings when the hedged item is recognized in earnings, again, through the same income statement line item.

We did not have any significant derivative instruments outstanding as of December 31, 2023 and 2022.

Interest Rate Lock Derivatives

In April 2020, we terminated our interest rate lock derivatives entered into in October 2018.

Aggregate changes in the fair value of the interest rate lock derivatives, net of tax and amortization, of \$1.1 billion and \$1.3 billion are presented in Accumulated other comprehensive loss on our Consolidated Balance Sheets as of December 31, 2023 and 2022, respectively.

For the years ended December 31, 2023, 2022 and 2021, \$219 million, \$203 million and \$189 million, respectively, were amortized from Accumulated other comprehensive loss into Interest expense, net, on our Consolidated Statements of Comprehensive Income. We expect to amortize \$236 million of the Accumulated other comprehensive loss associated with the derivatives into Interest expense, net, over the 12 months ending December 31, 2024.

Deferred Purchase Price Assets

In connection with the sales of certain service and EIP accounts receivable pursuant to the sale arrangements, we have deferred purchase price assets measured at fair value that are based on a discounted cash flow model using unobservable Level 3 inputs, including customer default rates. See Note 4 – Sales of Certain Receivables for further information.

The carrying amounts of our deferred purchase price assets, which are measured at fair value on a recurring basis and are included on our Consolidated Balance Sheets, were \$658 million and \$692 million as of December 31, 2023 and 2022, respectively.

Debt

The fair value of our Senior Notes and spectrum-backed Senior Secured Notes to third parties was determined based on quoted market prices in active markets, and therefore were classified as Level 1 within the fair value hierarchy. The fair value of our Senior Notes to affiliates was determined based on a discounted cash flow approach using market interest rates of instruments with similar terms and maturities and an estimate for our standalone credit risk. Accordingly, our Senior Notes to affiliates were classified as Level 2 within the fair value hierarchy. The fair value of our asset-backed notes (“ABS Notes”) was primarily based on quoted prices in inactive markets for identical instruments and observable changes in market interest rates, both of which are Level 2 inputs. Accordingly, our ABS Notes were classified as Level 2 within the fair value hierarchy.

Although we have determined the estimated fair values using available market information and commonly accepted valuation methodologies, judgment was required in interpreting market data to develop fair value estimates for the Senior Notes to affiliates and ABS Notes. The fair value estimates were based on information available as of December 31, 2023, and 2022. As such, our estimates are not necessarily indicative of the amount we could realize in a current market exchange.

The carrying amounts and fair values of our short-term and long-term debt included on our Consolidated Balance Sheets were as follows:

(in millions)	Level within the Fair Value Hierarchy	December 31, 2023		December 31, 2022	
		Carrying Amount	Fair Value	Carrying Amount ⁽¹⁾	Fair Value ⁽¹⁾
Liabilities:					
Senior Notes to third parties	1	\$ 70,493	\$ 65,962	\$ 66,582	\$ 59,011
Senior Notes to affiliates	2	1,496	1,499	1,495	1,460
Senior Secured Notes to third parties	1	2,281	2,207	3,117	2,984
ABS Notes to third parties	2	748	748	746	744

(1) Excludes \$20 million as of December 31, 2022, in other financial liabilities as the carrying values approximate fair value, primarily due to the short-term maturities of these instruments.

Note 8 – Debt

Debt was as follows:

(in millions)	December 31, 2023	December 31, 2022
7.875% Senior Notes due 2023	\$ —	\$ 4,250
7.125% Senior Notes due 2024	2,500	2,500
3.500% Senior Notes due 2025	3,000	3,000
4.738% Series 2018-1 A-1 Notes due 2025	656	1,181
7.625% Senior Notes due 2025	1,500	1,500
1.500% Senior Notes due 2026	1,000	1,000
2.250% Senior Notes due 2026	1,800	1,800
2.625% Senior Notes due 2026	1,200	1,200
7.625% Senior Notes due 2026	1,500	1,500
3.750% Senior Notes due 2027	4,000	4,000
5.375% Senior Notes due 2027	500	500
2.050% Senior Notes due 2028	1,750	1,750
4.750% Senior Notes due 2028	1,500	1,500
4.750% Senior Notes to affiliates due 2028	1,500	1,500
4.800% Senior Notes due 2028	900	—
4.910% Class A Senior ABS Notes due 2028	750	750
4.950% Senior Notes due 2028	1,000	—
5.152% Series 2018-1 A-2 Notes due 2028	1,562	1,838
6.875% Senior Notes due 2028	2,475	2,475
2.400% Senior Notes due 2029	500	500
2.625% Senior Notes due 2029	1,000	1,000
3.375% Senior Notes due 2029	2,350	2,350
3.875% Senior Notes due 2030	7,000	7,000
2.250% Senior Notes due 2031	1,000	1,000
2.550% Senior Notes due 2031	2,500	2,500
2.875% Senior Notes due 2031	1,000	1,000
3.500% Senior Notes due 2031	2,450	2,450
2.700% Senior Notes due 2032	1,000	1,000
8.750% Senior Notes due 2032	2,000	2,000
5.050% Senior Notes due 2033	2,600	—
5.200% Senior Notes due 2033	1,250	1,250
5.750% Senior Notes due 2034	1,000	—
4.375% Senior Notes due 2040	2,000	2,000
3.000% Senior Notes due 2041	2,500	2,500
4.500% Senior Notes due 2050	3,000	3,000
3.300% Senior Notes due 2051	3,000	3,000
3.400% Senior Notes due 2052	2,800	2,800
5.650% Senior Notes due 2053	1,750	1,000
5.750% Senior Notes due 2054	1,250	—
6.000% Senior Notes due 2054	1,000	—
3.600% Senior Notes due 2060	1,700	1,700
5.800% Senior Notes due 2062	750	750
Other debt	—	20
Unamortized premium on debt to third parties	1,011	1,335
Unamortized discount on debt to third parties	(223)	(199)
Debt issuance costs and consent fees	(263)	(240)
Total debt	75,018	71,960
Less: Current portion of Senior Notes to affiliates	—	—
Less: Current portion of Senior Notes and other debt to third parties	3,619	5,164
Total long-term debt	\$ 71,399	\$ 66,796
Classified on the consolidated balance sheets as:		
Long-term debt	\$ 69,903	\$ 65,301
Long-term debt to affiliates	1,496	1,495
Total long-term debt	\$ 71,399	\$ 66,796

Our effective interest rate, excluding the impact of derivatives and capitalized interest, was approximately 4.0% and 3.9% on weighted-average debt outstanding of \$75.4 billion and \$72.5 billion for the years ended December 31, 2023 and 2022, respectively. The weighted-average debt outstanding was calculated by applying an average of the monthly ending balances of total short-term and long-term debt and short-term and long-term debt to affiliates, net of unamortized premiums, discounts, debt issuance costs and consent fees.

Senior Notes

The Senior Notes are guaranteed on a senior unsecured basis by the Company and certain of our consolidated subsidiaries. They are redeemable at our discretion, in whole or in part, at any time. The redemption price is calculated by reference to date on which such notes are redeemed and generally includes a premium that steps down gradually as the Senior Notes approach their par call date, on or after which they are redeemable at par. The amount of time by which the par call date precedes the maturity date of the respective series of Senior Notes varies from one to three years.

Issuances and Borrowings

During the year ended December 31, 2023, we issued the following Senior Notes:

(in millions)	Principal Issuances	Premiums/ Discounts and Issuance Costs	Net Proceeds from Issuance of Long- Term Debt	Issue Date
4.950% Senior Notes due 2028	\$ 1,000	\$ (6)	\$ 994	February 9, 2023
5.050% Senior Notes due 2033	1,250	(9)	1,241	February 9, 2023
5.650% Senior Notes due 2053	750	26	776	February 9, 2023
4.800% Senior Notes due 2028	900	(5)	895	May 11, 2023
5.050% Senior Notes due 2033	1,350	(28)	1,322	May 11, 2023
5.750% Senior Notes due 2054	1,250	(16)	1,234	May 11, 2023
5.750% Senior Notes due 2034	1,000	(6)	994	September 14, 2023
6.000% Senior Notes due 2054	1,000	(10)	990	September 14, 2023
Total of Senior Notes issued	\$ 8,500	\$ (54)	\$ 8,446	

Subsequent to December 31, 2023, on January 12, 2024, we issued \$1.0 billion of 4.850% Senior Notes due 2029, \$1.3 billion of 5.150% Senior Notes due 2034 and \$750 million of 5.500% Senior Notes due 2055. We intend to use the net proceeds of \$3.0 billion for general corporate purposes, which may include among other things, share repurchases, any dividends declared by our Board of Directors and refinancing of existing indebtedness on an ongoing basis.

Credit Facilities

On October 17, 2022, we entered into an Amended and Restated Credit Agreement (the “October 2022 Credit Agreement”) with certain financial institutions named therein. The October 2022 Credit Agreement amends and restates in its entirety the Credit Agreement originally dated April 1, 2020, and provides for a \$7.5 billion revolving credit facility, including a letter of credit sub-facility of up to \$1.5 billion, and a swingline loan sub-facility of up to \$500 million. Commitments under the October 2022 Credit Agreement will mature on October 17, 2027, except as otherwise extended or replaced. Borrowings under the October 2022 Credit Agreement will bear interest based upon the applicable benchmark rate, depending on the type of loan and, in some cases, at our election, plus a margin that is determined by reference to the credit rating of T-Mobile USA’s senior unsecured long-term debt. The October 2022 Credit Agreement contains customary representations, warranties and covenants, including a financial maintenance covenant of 4.5x with respect to T-Mobile USA, Inc.’s Leverage Ratio (as defined therein) commencing with the period ended December 31, 2022. As of December 31, 2023 and 2022, we did not have an outstanding balance under this facility.

Note Redemption and Repayments

During the year ended December 31, 2023, we made the following note redemption and repayments:

(in millions)	Principal Amount	Redemption or Repayment Date
7.875% Senior Notes due 2023	\$ 4,250	September 15, 2023
Total Redemptions	<u>\$ 4,250</u>	
4.738% Secured Series 2018-1 A-1 Notes due 2025	\$ 525	Various
5.152% Series 2018-1 A-2 Notes due 2028	276	Various
Total Repayments	<u>\$ 801</u>	

Asset-backed Notes

On October 12, 2022, we issued \$750 million of 4.910% Class A Senior ABS Notes to third-party investors in a private placement transaction. Our ABS Notes are secured by \$982 million of gross EIP receivables and future collections on such receivables. The ABS Notes issued and the assets securing this debt are included on our Consolidated Balance Sheets.

In connection with issuing the ABS Notes, we formed a wholly owned subsidiary, which qualifies as a bankruptcy remote entity (the “ABS BRE”), and a trust (the “ABS Trust” and together with the ABS BRE, the “ABS Entities”), in which the ABS BRE holds a residual interest. The ABS BRE’s residual interest in the ABS Trust represents the rights to all funds not needed to make required payments on the ABS Notes and other related payments and expenses.

Under the terms of the ABS Notes, our wholly owned subsidiary, T-Mobile Financial LLC (“FinCo”), and certain of our other wholly owned subsidiaries (collectively, the “Originators”) transfer EIP receivables to the ABS BRE, which in turn transfers such receivables to the ABS Trust, which issued the ABS Notes. The Class A senior ABS Notes have an expected weighted average life of approximately 2.5 years. Under the terms of the transaction, there is a two-year revolving period during which we may transfer additional receivables to the ABS Entities as collections on the receivables are received. The EIP receivables transferred to the ABS Entities and related assets, consisting primarily of restricted cash, will only be available for payment of the ABS Notes and expenses related thereto, payments to the Originators in respect of additional transfers of device payment plan agreement receivables, and other obligations arising from our ABS Notes transactions, and will not be available to pay our other obligations until the associated ABS Notes and related obligations are satisfied. The third-party investors in the Class A senior ABS Notes have legal recourse only to the assets of the ABS Trust securing the ABS Notes and do not have any recourse to T-Mobile with respect to the payment of principal and interest. The receivables transferred to the ABS Trust will only be available for payment of the ABS Notes and other obligations arising from the transaction and will not be available to pay any obligations or claims of T-Mobile’s creditors.

Under a parent support agreement, T-Mobile has agreed to guarantee the performance of the obligations of FinCo, which will continue to service the receivables, and the other T-Mobile entities participating in the transaction. However, T-Mobile does not guarantee any principal or interest on the ABS Notes or any payments on the underlying EIP receivables.

The ABS Notes became redeemable, in whole but not in part, in November 2023. If redeemed on or after November 20, 2024, or if the aggregate principal balance of the transferred EIP receivables is equal to or less than 10% of the aggregate principal balance of the EIP receivables transferred upon issuance of the ABS Notes, we can redeem the ABS Notes without incurring a Make-Whole Payment; otherwise, a Make-Whole Payment applies.

Cash collections on the EIP receivables are required at certain specified times to be placed into segregated accounts. Deposits to the segregated accounts are considered restricted cash and are included in Other current assets on our Consolidated Balance Sheets.

The expected maturities of our ABS Notes are as follows:

(in millions)	Expected Maturities	
	2024	2025
4.910% Class A Senior ABS Notes due 2028	\$ 198	\$ 552

Variable Interest Entities

The ABS Entities meet the definition of a VIE for which we have determined that we are the primary beneficiary as we have the power to direct the activities of the ABS Entities that most significantly impact their performance. Those activities include selecting which receivables are transferred into the ABS Entities, servicing such receivables, and funding of the ABS Entities. Additionally, our equity interest and residual interest in the ABS BRE and the ABS Trust, respectively, obligate us to absorb losses and gives us the right to receive benefits from the ABS Entities that could potentially be significant to the ABS Entities. Accordingly, we include the balances and results of operations of the ABS Entities in our consolidated financial statements.

The following table summarizes the carrying amounts and classification of assets and liabilities included in our Consolidated Balance Sheets with respect to the ABS Entities:

(in millions)	December 31, 2023	December 31, 2022
Assets		
Equipment installment plan receivables, net	\$ 739	\$ 652
Equipment installment plan receivables due after one year, net	168	281
Other current assets	101	73
Liabilities		
Accounts payable and accrued liabilities	1	1
Short-term debt	198	—
Long-term debt	550	746

See Note 3 – Receivables and Related Allowance for Credit Losses for additional information on the EIP receivables used to secure the ABS Notes.

Spectrum Financing

On April 1, 2020, in connection with the closing of the Merger, we assumed Sprint's spectrum-backed notes, which are collateralized by the acquired, directly held and third-party leased Spectrum licenses (collectively, the "Spectrum Portfolio") transferred to wholly owned bankruptcy-remote special purpose entities (collectively, the "Spectrum Financing SPEs"). As of December 31, 2023 and 2022, the total outstanding obligations under these Notes was \$2.2 billion and \$3.0 billion, respectively.

In October 2016, certain subsidiaries of Sprint Communications, Inc. transferred the Spectrum Portfolio to the Spectrum Financing SPEs, which was used as collateral to raise an initial \$3.5 billion in senior secured notes (the "2016 Spectrum-Backed Notes") bearing interest at 3.360% per annum under a \$7.0 billion securitization program. The 2016 Spectrum-Backed Notes were repayable over a five-year term, with interest-only payments over the first four quarters and amortizing quarterly principal payments thereafter commencing December 2017 through September 2021. We fully repaid the 2016 Spectrum-Backed Notes in 2021.

In March 2018, Sprint issued approximately \$3.9 billion in aggregate principal amount of senior secured notes (the "2018 Spectrum-Backed Notes" and together with the 2016 Spectrum-Backed Notes, the "Spectrum-Backed Notes") under the existing \$7.0 billion securitization program, consisting of two series of senior secured notes. The first series of notes totaled \$2.1 billion in aggregate principal amount, bears interest at 4.738% per annum, and has quarterly interest-only payments until June 2021, with additional quarterly principal payments commencing in June 2021 through March 2025. As of December 31, 2023, \$525 million of the aggregate principal amount was classified as Short-term debt on our Consolidated Balance Sheets. The second series of notes totaled approximately \$1.8 billion in aggregate principal amount, bears interest at 5.152% per annum, and has quarterly interest-only payments until June 2023, with additional quarterly principal payments commencing in June 2023 through March 2028. As of December 31, 2023, \$368 million of the aggregate principal amount was classified as Short-term debt on our Consolidated Balance Sheets. The Spectrum Portfolio, which also serves as collateral for the Spectrum-Backed Notes, remains substantially identical to the original portfolio from October 2016.

Simultaneously with the October 2016 offering, Sprint Communications, Inc. entered into a long-term lease with the Spectrum Financing SPEs for the ongoing use of the Spectrum Portfolio. Sprint Communications, Inc. is required to make monthly lease payments to the Spectrum Financing SPEs in an aggregate amount that is market-based relative to the spectrum usage rights as of the closing date and equal to \$165 million per month. The lease payments, which are guaranteed by T-Mobile subsidiaries subsequent to the Merger, are sufficient to service all outstanding series of the 2016 Spectrum-Backed Notes and the lease also

constitutes collateral for the senior secured notes. Because the Spectrum Financing SPEs are wholly owned T-Mobile subsidiaries subsequent to the Merger, these entities are consolidated and all intercompany activity has been eliminated.

Each Spectrum Financing SPE is a separate legal entity with its own separate creditors who will be entitled, prior to and upon the liquidation of the respective Spectrum Financing SPE, to be satisfied out of the Spectrum Financing SPE's assets prior to any assets of such Spectrum Financing SPE becoming available to T-Mobile. Accordingly, the assets of each Spectrum Financing SPE are not available to satisfy the debts and other obligations owed to other creditors of T-Mobile until the obligations of such Spectrum Financing SPE under the Spectrum-Backed Notes are paid in full. Certain provisions of the Spectrum Financing facility require us to maintain specified cash collateral balances. Amounts associated with these balances are considered to be restricted cash.

Restricted Cash

Certain provisions of our debt agreements require us to maintain specified cash collateral balances. Amounts associated with these balances are considered to be restricted cash.

Commercial Paper

On July 25, 2023, we established an unsecured short-term commercial paper program with the ability to borrow up to \$2.0 billion from time to time. This program supplements our other available external financing arrangements, and proceeds are expected to be used for general corporate purposes. As of December 31, 2023, there was no outstanding balance under this program.

Standby Letters of Credit

For the purposes of securing our obligations to provide device insurance services and for the purposes of securing our general purpose obligations, we maintain an agreement for standby letters of credit with certain financial institutions. Our outstanding standby letters of credit were \$238 million and \$352 million as of December 31, 2023 and 2022, respectively.

Note 9 – Tower Obligations

Existing CCI Tower Lease Arrangements

In 2012, we conveyed to Crown Castle International Corp. (“CCI”) the exclusive right to manage and operate approximately 6,200 tower sites (“CCI Lease Sites”) via a master prepaid lease with site lease terms ranging from 23 to 37 years. CCI has fixed-price purchase options for the CCI Lease Sites totaling approximately \$2.0 billion, exercisable annually on a per-tranche basis at the end of the lease term during the period from December 31, 2035, through December 31, 2049. If CCI exercises its purchase option for any tranche, it must purchase all the towers in the tranche. We lease back a portion of the space at certain tower sites.

Assets and liabilities associated with the operation of the tower sites were transferred to special purpose entities (“SPEs”). Assets included ground lease agreements or deeds for the land on which the towers are situated, the towers themselves and existing subleasing agreements with other mobile network operator tenants that lease space at the tower sites. Liabilities included the obligation to pay ground lease rentals, property taxes and other executory costs.

We determined the SPEs containing the CCI Lease Sites (“Lease Site SPEs”) are VIEs as they lack sufficient equity to finance their activities. We have a variable interest in the Lease Site SPEs but are not the primary beneficiary as we lack the power to direct the activities that most significantly impact the Lease Site SPEs' economic performance. These activities include managing tenants and underlying ground leases, performing repair and maintenance on the towers, the obligation to absorb expected losses and the right to receive the expected future residual returns from the purchase option to acquire the CCI Lease Sites. As we determined that we are not the primary beneficiary and do not have a controlling financial interest in the Lease Site SPEs, the Lease Site SPEs are not included on our consolidated financial statements.

However, we also considered if this arrangement resulted in the sale of the CCI Lease Sites for which we would derecognize the tower assets. By assessing whether control had transferred, we concluded that transfer of control criteria, as discussed in the revenue standard, were not met. Accordingly, we recorded this arrangement as a financing whereby we recorded debt, a financial obligation, and the CCI Lease Sites tower assets remained on our Consolidated Balance Sheets. We recorded long-term financial obligations in the amount of the net proceeds received and recognize interest on the tower obligations. The tower

obligations are increased by interest expense and amortized through contractual leaseback payments made by us to CCI and through net cash flows generated and retained by CCI from the operation of the tower sites.

Acquired CCI Tower Lease Arrangements

Prior to the Merger, Sprint entered into a lease-out and leaseback arrangement with Global Signal Inc., a third party that was subsequently acquired by CCI, that conveyed to CCI the exclusive right to manage and operate approximately 6,400 tower sites (“Master Lease Sites”) via a master prepaid lease. These agreements were assumed upon the close of the Merger, at which point the remaining term of the lease-out was approximately 17 years with no renewal options. CCI has a fixed price purchase option for all (but not less than all) of the leased or subleased sites for approximately \$2.3 billion, exercisable one year prior to the expiration of the agreement and ending 120 days prior to the expiration of the agreement. We lease back a portion of the space at certain tower sites.

We considered if this arrangement resulted in the sale of the Master Lease Sites for which we would derecognize the tower assets. By assessing whether control had transferred, we concluded that transfer of control criteria, as discussed in the revenue standard, were not met. Accordingly, we recorded this arrangement as a financing whereby we recorded debt, a financial obligation, and the Master Lease Sites tower assets remained on our Consolidated Balance Sheets.

We recognize interest expense on the tower obligations. The tower obligations are increased by the interest expense and amortized through contractual leaseback payments made by us to CCI. The tower assets are reported in Property and equipment, net on our Consolidated Balance Sheets and are depreciated to their estimated residual values over the expected useful life of the towers, which is 20 years.

Leaseback Arrangement

On January 3, 2022, we entered into an agreement (the “Crown Agreement”) with CCI. The Crown Agreement extends the current term of the leasebacks by up to 12 years and modifies the leaseback payments for both the Existing CCI Tower Lease Arrangement and the Acquired CCI Tower Lease Arrangement. As a result of the Crown Agreement, there was an increase in our financing obligation as of the effective date of the Crown Agreement of approximately \$1.2 billion, with a corresponding decrease to Other long-term liabilities associated with unfavorable contract terms. The modification resulted in a revised interest rate under the effective interest method for the tower obligations: 11.6% for the Existing CCI Tower Lease Arrangement and 5.3% for the Acquired CCI Tower Lease Arrangement. There were no changes made to either of our master prepaid leases with CCI.

The following table summarizes the balances associated with both of the tower arrangements on our Consolidated Balance Sheets:

(in millions)	December 31, 2023	December 31, 2022
Property and equipment, net	\$ 2,220	\$ 2,379
Tower obligations	3,777	3,934
Other long-term liabilities	554	554

Future minimum payments related to the tower obligations are approximately \$435 million for the 12-month period ending December 31, 2024, \$769 million in total for both of the 12-month periods ending December 31, 2025 and 2026, \$810 million in total for both of the 12-month periods ending December 31, 2027 and 2028, and \$4.1 billion in total thereafter.

We are contingently liable for future ground lease payments through the remaining term of the CCI Lease Sites and the Master Lease Sites. These contingent obligations are not included in Operating lease liabilities as any amount due is contractually owed by CCI based on the subleasing arrangement. Under the arrangement, we remain primarily liable for ground lease payments on approximately 900 sites and have included lease liabilities of \$241 million in our Operating lease liabilities as of December 31, 2023.

Note 10 – Revenue from Contracts with Customers

Disaggregation of Revenue

We provide wireless communications services to three primary categories of customers:

- Postpaid customers generally include customers who are qualified to pay after receiving wireless communications services utilizing phones, High Speed Internet, mobile internet devices (including tablets and hotspots), wearables, DIGITS and other connected devices, including SyncUP and IoT;
- Prepaid customers generally include customers who pay for wireless communications services in advance; and
- Wholesale customers include Machine-to-Machine and Mobile Virtual Network Operator customers that operate on our network but are managed by wholesale partners.

Postpaid service revenues, including postpaid phone revenues and postpaid other revenues, were as follows:

(in millions)	Year Ended December 31,		
	2023	2022	2021
Postpaid service revenues			
Postpaid phone revenues	\$ 43,449	\$ 41,711	\$ 39,154
Postpaid other revenues	5,243	4,208	3,408
Total postpaid service revenues	<u>\$ 48,692</u>	<u>\$ 45,919</u>	<u>\$ 42,562</u>

We operate as a single operating segment. The balances presented in each revenue line item on our Consolidated Statements of Comprehensive Income represent categories of revenue from contracts with customers disaggregated by type of product and service. Postpaid and prepaid service revenues also include revenues earned for providing premium services to customers, such as device insurance services. Revenue generated from the lease of mobile communication devices is included in Equipment revenues on our Consolidated Statements of Comprehensive Income.

Contract Balances

The contract asset and contract liability balances from contracts with customers as of December 31, 2023, and 2022, were as follows:

(in millions)	Contract Assets	Contract Liabilities
Balance as of December 31, 2022	\$ 534	\$ 748
Balance as of December 31, 2023	607	812
Change	<u>\$ 73</u>	<u>\$ 64</u>

Contract assets primarily represent revenue recognized for equipment sales with promotional bill credits offered to customers that are paid over time and are contingent on the customer maintaining a service contract.

Contract asset balances increased primarily due to an increase in promotions with an extended service contract, partially offset by billings on existing contracts and impairment, which is recognized as bad debt expense. The current portion of our contract assets of approximately \$495 million and \$356 million as of December 31, 2023, and 2022, respectively, was included in Other current assets on our Consolidated Balance Sheets.

Contract liabilities are recorded when fees are collected, or we have an unconditional right to consideration (a receivable) in advance of delivery of goods or services. Changes in contract liabilities are primarily related to the activity of prepaid customers. Contract liabilities are primarily included in Deferred revenue on our Consolidated Balance Sheets.

Revenues for the years ended December 31, 2023, 2022 and 2021 include the following:

(in millions)	Year Ended December 31,		
	2023	2022	2021
Amounts included in the beginning of year contract liability balance	\$ 747	\$ 760	\$ 767

Remaining Performance Obligations

As of December 31, 2023, the aggregate amount of transaction price allocated to remaining service performance obligations for postpaid contracts with subsidized devices and promotional bill credits that result in an extended service contract is \$1.5 billion. We expect to recognize revenue as the service is provided on these postpaid contracts over an extended contract term of 24 months from the time of origination.

Information about remaining performance obligations that are part of a contract that has an original expected duration of one year or less has been excluded from the above, which primarily consists of monthly service contracts.

Certain of our wholesale, roaming and service contracts include variable consideration based on usage and performance. This variable consideration has been excluded from the disclosure of remaining performance obligations. As of December 31, 2023, the aggregate amount of the contractual minimum consideration for wholesale, roaming and service contracts is \$1.9 billion, \$1.6 billion and \$2.7 billion for 2024, 2025, and 2026 and beyond, respectively. These contracts have a remaining duration ranging from less than one year to eight years.

Contract Costs

The balance of deferred incremental costs to obtain contracts with customers was \$2.1 billion and \$1.9 billion as of December 31, 2023, and December 31, 2022, respectively, and is included in Other assets on our Consolidated Balance Sheets. Deferred contract costs incurred to obtain postpaid service contracts are amortized over a period of 24 months. The amortization period is monitored to reflect any significant change in assumptions. Amortization of deferred contract costs included in Selling, general and administrative expense on our Consolidated Statements of Comprehensive Income were \$1.8 billion, \$1.5 billion and \$1.1 billion for the years ended December 31, 2023, 2022 and 2021, respectively.

The deferred contract cost asset is assessed for impairment on a periodic basis. There were no impairment losses recognized on deferred contract cost assets for the years ended December 31, 2023, 2022 and 2021.

Note 11 – Employee Compensation and Benefit Plans

In June 2023, the stockholders of the Company approved the T-Mobile US, Inc. 2023 Incentive Award Plan (the “2023 Plan”) which replaced the 2013 Omnibus Incentive Plan and the Sprint Corporation Amended and Restated 2015 Omnibus Incentive Plan that T-Mobile assumed in connection with the closing of the Merger (collectively, with the 2023 Plan, the “Incentive Plans”). Under the 2023 Plan, we are authorized to issue up to 33 million shares of our common stock and can grant stock options, stock appreciation rights, restricted stock, RSUs and PRSUs to eligible employees, consultants, advisors and non-employee directors. As of December 31, 2023, there were approximately 33 million shares of common stock available for future grants under the 2023 Plan.

We grant RSUs to eligible employees, key executives and certain non-employee directors and PRSUs to eligible key executives. RSUs entitle the grantee to receive shares of our common stock upon vesting (with vesting generally occurring annually over a three-year service period), subject to continued service through the applicable vesting date. PRSUs entitle the holder to receive shares of our common stock at the end of a performance period of generally up to three years if the applicable performance goals are achieved and generally subject to continued service through the applicable performance period. The number of shares ultimately received by the holder of PRSUs is dependent on our business performance against the specified performance goal(s) over a pre-established performance period. We also maintain an employee stock purchase plan (“ESPP”), under which eligible employees can purchase our common stock at a discounted price.

Stock-based compensation expense and related income tax benefits were as follows:

(in millions, except shares, per share and contractual life amounts)	As of and for the Year Ended December 31,		
	2023	2022	2021
Stock-based compensation expense	\$ 667	\$ 596	\$ 540
Income tax benefit related to stock-based compensation	\$ 130	\$ 114	\$ 100
Weighted-average fair value per stock award granted	\$ 143.09	\$ 126.89	\$ 116.11
Unrecognized compensation expense	\$ 637	\$ 635	\$ 625
Weighted-average period to be recognized (years)	1.8	1.8	1.8
Fair value of stock awards vested	\$ 889	\$ 743	\$ 944

Stock Awards

The following activity occurred under the Incentive Plans during the year ended December 31, 2023:

Time-Based Restricted Stock Units

(in millions, except shares, per share and contractual life amounts)	Number of Units or Awards	Weighted-Average Grant Date Fair Value	Weighted-Average Remaining Contractual Term (Years)	Aggregate Intrinsic Value
Nonvested, December 31, 2022	8,373,059	\$ 121.09	0.9	\$ 1,172
Granted	5,288,829	145.73		
Vested	(4,760,872)	118.99		
Forfeited	(1,145,073)	138.10		
Nonvested, December 31, 2023	<u>7,755,943</u>	136.67	0.9	1,244

Performance-Based Restricted Stock Units

(in millions, except shares, per share and contractual life amounts)	Number of Units or Awards	Weighted-Average Grant Date Fair Value	Weighted-Average Remaining Contractual Term (Years)	Aggregate Intrinsic Value
Nonvested, December 31, 2022	1,360,783	\$ 124.09	0.8	\$ 191
Granted	232,094	157.61		
Performance award achievement adjustments ⁽¹⁾	579,306	113.20		
Vested	(1,384,895)	114.57		
Forfeited	(14,639)	159.06		
Other adjustments	(82,843)	118.00		
Nonvested, December 31, 2023	<u>689,806</u>	145.32	1.0	111

(1) Represents PRSUs granted prior to 2023 for which the performance achievement period was completed in 2023, resulting in incremental unit awards. These PRSU awards are also included in the amount vested in 2023.

PRSUs included in the table above are shown at target. Share payout can range from 0% to 200% based on different performance outcomes. Weighted-average grant date fair value of RSU and PRSU awards assumed through acquisition is based on the fair value on the date assumed.

Payment of the underlying shares in connection with the vesting of RSU and PRSU awards generally triggers a tax obligation for the employee, which is required to be remitted to the relevant tax authorities. With respect to RSUs and PRSUs settled in shares, we have agreed to withhold shares of common stock otherwise issuable under the RSU and PRSU awards to cover certain of these tax obligations, with the net shares issued to the employee accounted for as outstanding common stock. We withheld 2,027,800, 1,900,710 and 2,511,512 shares of common stock to cover tax obligations associated with the payment of shares upon vesting of stock awards and remitted cash of \$297 million, \$243 million and \$316 million to the appropriate tax authorities for the years ended December 31, 2023, 2022 and 2021, respectively.

Employee Stock Purchase Plan

Our ESPP allows eligible employees to contribute up to 15% of their eligible earnings toward the semi-annual purchase of our shares of common stock at a discounted price, subject to an annual maximum dollar amount. Employees can purchase stock at a 15% discount applied to the closing stock price on the first or last day of the six-month offering period, whichever price is lower. The number of shares issued under our ESPP was 1,771,475, 2,079,086 and 2,189,542 for the years ended December 31, 2023, 2022 and 2021, respectively. In June 2023, the stockholders of the Company approved an amendment to our ESPP plan, increasing the share reserve to 14,000,000. As of December 31, 2023, the number of securities remaining available for future sale and issuance under the ESPP was 13,291,951.

Pension and Other Postretirement Benefits Plans

The objective for the investment portfolio of the Pension Plan is to achieve a long-term nominal rate of return, net of fees, that exceeds the Pension Plan's long-term expected rate of return on investments for funding purposes. To meet this objective, our investment strategy is governed by an asset allocation policy, whereby a targeted allocation percentage is assigned to each asset

class as follows: 48% to equities; 35% to fixed income investments; and 17% to real estate, infrastructure and private assets. Actual allocations are allowed to deviate from target allocation percentages within a range for each asset class as defined in the investment policy. The long-term expected rate of return on plan assets was 7% and 5% for the years ended December 31, 2023 and 2022, respectively, while the actual rate of return on plan assets was 11% and (14)% for the years ended December 31, 2023 and 2022, respectively. The long-term expected rate of return on investments for funding purposes is 7% for the year ended December 31, 2024.

The components of net benefit recognized for the Pension Plan were as follows:

(in millions)	Year Ended December 31,	
	2023	2022
Interest on projected benefit obligations	\$ 86	\$ 65
Amortization of actuarial gain	(59)	—
Expected return on pension plan assets	(97)	(71)
Net pension benefit	<u>\$ (70)</u>	<u>\$ (6)</u>

The net benefit associated with the Pension Plan is included in Other income (expense), net on our Consolidated Statements of Comprehensive Income.

Investments of the Pension Plan are measured at fair value on a recurring basis, which is determined using quoted market prices or estimated fair values. As of both December 31, 2023 and 2022, 17% of the investment portfolio was valued at quoted prices in active markets for identical assets, 79% was valued using quoted prices for similar assets in active or inactive markets, or other observable inputs, and 4% was valued using unobservable inputs that are supported by little or no market activity, the majority of which used the net asset value per share (or its equivalent) as a practical expedient to measure the fair value.

The fair values of our Pension Plan assets and certain other postretirement benefit plan assets in aggregate were \$1.3 billion and \$1.2 billion as of December 31, 2023 and 2022, respectively. Certain investments, as a practical expedient, are reported at estimated fair value, utilizing net asset values of \$10 million as of December 31, 2023, which are part of our Plan assets. Our accumulated benefit obligations in aggregate were \$1.6 billion as of both December 31, 2023 and 2022. As a result, the plans were underfunded by approximately \$350 million and \$342 million as of December 31, 2023 and 2022, respectively, and were recorded in Other long-term liabilities on our Consolidated Balance Sheets. In determining our pension obligation for the years ended December 31, 2023, and 2022, we used a weighted-average discount rate of 5% and 6%, respectively.

During the years ended December 31, 2023 and 2022, we made contributions of \$32 million and \$37 million, respectively, to the benefit plans. We expect to make contributions to the Plan of \$52 million through the year ending December 31, 2024.

Future benefits expected to be paid are approximately \$104 million for the 12-month period ending December 31, 2024, \$215 million in total for both of the 12-month periods ending December 31, 2025 and 2026, \$223 million in total for both of the 12-month periods ending December 31, 2027 and 2028, and \$571 million in total thereafter.

Employee Retirement Savings Plan

We sponsor retirement savings plans for the majority of our employees under Section 401(k) of the Internal Revenue Code and similar plans. The plans allow employees to contribute a portion of their pre-tax and post-tax income in accordance with specified guidelines. The plans provide that we match a percentage of employee contributions up to certain limits. Employer matching contributions were \$171 million, \$175 million and \$190 million for the years ended December 31, 2023, 2022 and 2021, respectively.

Note 12 – Income Taxes

Our sources of Income (loss) before income taxes were as follows:

(in millions)	Year Ended December 31,		
	2023	2022	2021
U.S. income	\$ 10,943	\$ 3,116	\$ 3,401
Foreign income (loss)	56	30	(50)
Income before income taxes	<u>\$ 10,999</u>	<u>\$ 3,146</u>	<u>\$ 3,351</u>

Income tax expense is summarized as follows:

(in millions)	Year Ended December 31,		
	2023	2022	2021
Current tax (expense) benefit			
Federal	\$ (42)	\$ 22	\$ (22)
State	(28)	(64)	(89)
Foreign	(12)	(22)	(19)
Total current tax expense	(82)	(64)	(130)
Deferred tax (expense) benefit			
Federal	(2,150)	(628)	(541)
State	(417)	77	327
Foreign	(33)	59	17
Total deferred tax expense	(2,600)	(492)	(197)
Total income tax expense	\$ (2,682)	\$ (556)	\$ (327)

The reconciliation between the U.S. federal statutory income tax rate and our effective income tax rate is as follows:

	Year Ended December 31,		
	2023	2022	2021
Federal statutory income tax rate	21.0 %	21.0 %	21.0 %
State taxes, net of federal benefit	4.2	4.5	4.5
Effect of law and rate changes	(0.1)	(5.3)	(1.7)
Change in valuation allowance	(0.2)	(0.8)	(10.7)
Foreign taxes	0.4	0.7	0.1
Permanent differences	(0.1)	(0.2)	0.3
Federal tax credits	(0.8)	(2.4)	(2.5)
Equity-based compensation	(0.4)	(1.2)	(2.6)
Non-deductible compensation	0.5	1.2	1.5
Other, net	(0.1)	0.2	(0.1)
Effective income tax rate	24.4 %	17.7 %	9.8 %

Significant components of deferred income tax assets and liabilities, tax effected, are as follows:

(in millions)	December 31, 2023	December 31, 2022
Deferred tax assets		
Loss carryforwards	\$ 6,227	\$ 6,641
Lease liabilities	8,355	8,837
Reserves and accruals	1,177	1,526
Federal and state tax credits	426	373
Other	4,033	4,349
Deferred tax assets, gross	20,218	21,726
Valuation allowance	(306)	(375)
Deferred tax assets, net	19,912	21,351
Deferred tax liabilities		
Spectrum licenses	19,006	18,341
Property and equipment	6,142	5,147
Lease right-of-use assets	7,043	7,461
Other intangible assets	350	519
Other	829	767
Total deferred tax liabilities	33,370	32,235
Net deferred tax liabilities	\$ 13,458	\$ 10,884

Classified on the consolidated balance sheets as:

Deferred tax liabilities	\$ 13,458	\$ 10,884
--------------------------	-----------	-----------

As of December 31, 2023, we have tax effected federal net operating loss (“NOL”) carryforwards of \$5.0 billion, state NOL carryforwards of \$1.8 billion and foreign NOL carryforwards of \$22 million, expiring through 2043. Federal and certain state NOLs of \$4.9 billion generated in and after 2018 do not expire. As of December 31, 2023, our tax effected federal and state NOL carryforwards for financial reporting purposes were approximately \$199 million and \$636 million, respectively, less than our NOL carryforwards for federal and state income tax purposes, due to unrecognized tax benefits of the same amount. There were no differences in our foreign NOL carryforwards for financial reporting purposes and our NOL carryforwards for foreign income tax purposes as of December 31, 2023. The unrecognized tax benefit amounts exclude offsetting tax effects of \$168 million in other jurisdictions.

As of December 31, 2023, we have research and development, corporate alternative minimum tax, foreign tax and other general business credit carryforwards with a combined value of \$803 million for federal income tax purposes, an immaterial amount of which begins to expire in 2031.

As of December 31, 2023, 2022 and 2021, our valuation allowance was \$306 million, \$375 million and \$435 million, respectively. The change from December 31, 2022 to December 31, 2023 primarily related to a reduction in the valuation allowance against deferred tax assets in certain state jurisdictions resulting from expiration of the related state tax attributes. The change from December 31, 2021 to December 31, 2022 primarily related to a reduction in the valuation allowance against deferred tax assets in certain foreign jurisdictions resulting from legal entity reorganizations.

We file income tax returns in the U.S. federal jurisdiction and in various state and foreign jurisdictions. We are currently under examination by the IRS and various states. Management does not believe the resolution of any of the audits will result in a material change to our financial condition, results of operations or cash flows. The IRS has concluded its audits of our federal tax returns through the 2009 tax year; however, NOL and other carryforwards for certain audited periods remain open for examination. U.S. federal, state and foreign examination for years prior to 2004 are generally closed.

A reconciliation of the beginning and ending amount of unrecognized tax benefits were as follows:

(in millions)	Year Ended December 31,		
	2023	2022	2021
Unrecognized tax benefits, beginning of year	\$ 1,254	\$ 1,217	\$ 1,159
Gross increases to tax positions in prior periods	19	31	73
Gross decreases to tax positions in prior periods	(39)	(65)	(123)
Gross increases to current period tax positions	256	77	72
Gross increases due to current period business acquisitions	—	—	36
Gross decreases due to settlements with taxing authorities	—	(3)	—
Gross decreases due to statute of limitations lapse	(13)	(3)	—
Unrecognized tax benefits, end of year	\$ 1,477	\$ 1,254	\$ 1,217

As of December 31, 2023, 2022 and 2021, we had \$1.3 billion, \$962 million and \$932 million, respectively, in unrecognized tax benefits that, if recognized, would affect our annual effective tax rate. Penalties and interest on income tax assessments are included in Selling, general and administrative and Interest expense, respectively, on our Consolidated Statements of Comprehensive Income. The accrued interest and penalties associated with unrecognized tax benefits are insignificant. It is possible that the amount of unrecognized tax benefits related to our uncertain tax positions may change within the next 12 months.

Note 13 – Stockholder Return Programs

2022 Stock Repurchase Program

On September 8, 2022, our Board of Directors authorized our 2022 Stock Repurchase Program for up to \$14.0 billion of our common stock through September 30, 2023. During the nine months ended September 30, 2023, we repurchased 77,460,937 shares of our common stock at an average price per share of \$141.57 for a total purchase price of \$11.0 billion under the 2022 Stock Repurchase Program. All shares purchased during the nine months ended September 30, 2023, were purchased at market price.

2023-2024 Stockholder Return Program

On September 6, 2023, our Board of Directors authorized our 2023-2024 Stockholder Return Program of up to \$19.0 billion that will run from October 1, 2023, through December 31, 2024. The 2023-2024 Stockholder Return Program consists of

additional repurchases of shares of our common stock and the payment of cash dividends. The amount available under the 2023-2024 Stockholder Return Program for share repurchases will be reduced by the amount of any cash dividends declared by us.

Under the 2023-2024 Stockholder Return Program, share repurchases can be made from time to time using a variety of methods, which may include open market purchases, Rule 10b5-1 plans, accelerated share repurchases, privately negotiated transactions or otherwise, all in accordance with the rules of the Securities and Exchange Commission and other applicable legal requirements. The specific timing and amount of any share repurchases, and the specific timing and amount of any dividend payments, under the 2023-2024 Stockholder Return Program will depend on prevailing share prices, general economic and market conditions, Company performance, and other considerations. In addition, the specific timing and amount of any dividend payments are subject to being declared on future dates by our Board of Directors in its sole discretion. The 2023-2024 Stockholder Return Program does not obligate us to acquire any particular amount of common stock or to declare and pay any particular amount of dividends, and the 2023-2024 Stockholder Return Program may be suspended or discontinued at any time at our discretion.

On September 25, 2023, our Board of Directors declared a cash dividend of \$0.65 per share on our issued and outstanding common stock, which was paid on December 15, 2023, to stockholders of record as of the close of business on December 1, 2023. During the year ended December 31, 2023, we paid an aggregate of \$747 million in cash dividends to our stockholders, which was presented within Net cash provided by (used in) financing activities on our Consolidated Statements of Cash Flows, of which \$393 million was paid to DT.

During the year ended December 31, 2023, we repurchased 15,464,107 shares of our common stock at an average price per share of \$144.95 for a total purchase price of \$2.2 billion under the 2023-2024 Stockholder Return Program, all of which were repurchased during the three months ended December 31, 2023. All shares repurchased during the three months ended December 31, 2023, were purchased at market price. As of December 31, 2023, we had up to \$16.0 billion remaining under the 2023-2024 Stockholder Return Program.

Subsequent to December 31, 2023, on January 24, 2024, our Board of Directors declared a cash dividend of \$0.65 per share on our issued and outstanding common stock, which is payable on March 14, 2024, to stockholders of record as of the close of business on March 1, 2024.

Subsequent to December 31, 2023, from January 1, 2024, through January 31, 2024, we repurchased 9,024,185 shares of our common stock at an average price per share of \$162.98 for a total purchase price of \$1.5 billion. As of January 31, 2024, we had up to \$14.5 billion remaining under the 2023-2024 Stockholder Return Program, less the amount to be paid pursuant to the dividends declared in the first quarter of 2024.

Note 14 – Wireline

Sale of the Wireline Business

On September 6, 2022, two of our wholly owned subsidiaries, Sprint Communications and Sprint LLC, and Cogent Infrastructure, Inc., entered into the Wireline Sale Agreement, pursuant to which the Buyer agreed to acquire the Wireline Business. The Wireline Sale Agreement provided that, upon the terms and conditions set forth therein, the Buyer agreed to purchase all of the issued and outstanding membership interests (the “Purchased Interests”) of a Delaware limited liability company that holds certain assets and liabilities relating to the Wireline Business.

On May 1, 2023, pursuant to the Wireline Sale Agreement, upon the terms and subject to the conditions thereof, we completed the Wireline Transaction. Under the terms of the Wireline Sale Agreement, the parties agreed to a \$1 purchase price in consideration for the Purchased Interests, subject to customary adjustments, as well as payments to the Buyer pursuant to an IP transit services agreement totaling \$700 million, consisting of (i) \$350 million in equal monthly installments during the first year after the Closing and (ii) \$350 million in equal monthly installments over the subsequent 42 months. The Buyer paid the Company \$61 million at Closing. The Closing of the Wireline Transaction did not have a significant impact on the (Gain) loss on disposal group held for sale on our Consolidated Statements of Comprehensive Income.

The present value of the \$700 million liability for fees payable for IP transit services was recognized and treated as part of the consideration exchanged with the Buyer to complete the disposal transaction, as there is a remote likelihood we will use any more than a de minimis amount of the services under the IP transit services agreement. Therefore, we concluded the cash payment obligations under the IP transit services agreement were part of the consideration paid to the Buyer to facilitate the sale of the Wireline Business, and therefore, included in measuring the fair value less costs to sell of the Wireline Business disposal

group. As of December 31, 2023, \$183 million and \$255 million of this liability, including accrued interest, is presented within Other current liabilities and Other long-term liabilities, respectively, on our Consolidated Balance Sheets in accordance with the expected timing of the related payments.

We recognized a pre-tax gain of \$25 million during the year ended December 31, 2023, and a pre-tax loss of \$1.1 billion during the year ended December 31, 2022, which are included within (Gain) loss on disposal group held for sale on our Consolidated Statements of Comprehensive Income.

We do not consider the sale of the Wireline Business to be a strategic shift that will have a major effect on the Company's operations and financial results, and therefore it does not qualify for reporting as a discontinued operation.

Other Wireline Asset Sales

Separate from the Wireline Transaction, we recognized a gain on disposal of \$121 million during the year ended December 31, 2022, all of which relates to the sale of certain IP addresses held by the Wireline Business to other third parties during the three months ended September 30, 2022. The gain on disposal is included as a reduction to Selling, general and administrative expense on our Consolidated Statements of Comprehensive Income.

Wireline Impairment

Prior to the closing of the Wireline Transaction, we provided wireline communication services to domestic and international customers via the legacy Sprint Wireline U.S. long-haul fiber network (including non-U.S. extensions thereof). The legacy Sprint Wireline network was primarily comprised of owned property and equipment, including land, buildings, communication systems and data processing equipment, fiber optic cable and operating lease right-of-use assets. Previously, the operation of the legacy Sprint CDMA and LTE wireless networks was supported by the legacy Sprint Wireline network. During the second quarter of 2022, we retired the legacy Sprint CDMA network and began the orderly shut-down of the LTE network.

We assess long-lived assets for impairment when events or circumstances indicate that they might be impaired. During the second quarter of 2022, we determined that the retirement of the legacy Sprint CDMA and LTE wireless networks triggered the need to assess the Wireline long-lived assets for impairment, as these assets no longer supported our wireless network and the associated customers and cash flows in a significant manner. In evaluating whether the Wireline long-lived assets were impaired, we estimated the fair value of these assets using a combination of the cost, income and market approaches, including market participant assumptions. The fair value measurement of the Wireline assets was estimated using significant inputs not observable in the market (Level 3).

The results of this assessment indicated that certain Wireline long-lived assets were impaired, and as a result, we recorded non-cash impairment expense of \$477 million during the year ended December 31, 2022, all of which relates to the impairment recognized during the three months ended June 30, 2022, of which \$258 million is related to Wireline Property and equipment, \$212 million is related to Operating lease right-of-use assets and \$7 million is related to Other intangible assets. In measuring and allocating the impairment expense to individual Wireline long-lived assets, we did not impair the long-lived assets below their individual fair values. The expense is included within Impairment Expense on our Consolidated Statements of Comprehensive Income. There was no impairment expense recognized for the year ended December 31, 2023.

Note 15 – Earnings Per Share

The computation of basic and diluted earnings per share was as follows:

(in millions, except shares and per share amounts)	Year Ended December 31,		
	2023	2022	2021
Net income	\$ 8,317	\$ 2,590	\$ 3,024
Weighted-average shares outstanding – basic	1,185,121,562	1,249,763,934	1,247,154,988
Effect of dilutive securities:			
Outstanding stock options, unvested stock awards and SoftBank contingent consideration ⁽²⁾	15,164,702	5,612,835	7,614,938
Weighted-average shares outstanding – diluted	1,200,286,264	1,255,376,769	1,254,769,926
Earnings per share – basic	\$ 7.02	\$ 2.07	\$ 2.42
Earnings per share – diluted	\$ 6.93	\$ 2.06	\$ 2.41
Potentially dilutive securities:			
Outstanding stock options and unvested stock awards	148,537	16,616	139,619
SoftBank contingent consideration ⁽¹⁾	—	48,751,557	48,751,557

(1) Represents the weighted-average number of shares (“SoftBank Specified Shares”) that were contingently issuable from the Merger date of April 1, 2020, pursuant to a letter agreement dated February 20, 2020, between T-Mobile, SoftBank and DT (the “Letter Agreement”).

(2) During 2023, the SoftBank Specified Shares were issued and included in our calculations of basic and diluted weighted-average shares outstanding as further described below.

As of December 31, 2023, we had authorized 100 million shares of preferred stock, with a par value of \$0.00001 per share. There was no preferred stock outstanding as of December 31, 2023 and 2022. Potentially dilutive securities were not included in the computation of diluted earnings per share if to do so would have been anti-dilutive.

The SoftBank Specified Shares of 48,751,557 shares of T-Mobile common stock was determined to be contingent consideration for the Merger and was not dilutive until the defined volume-weighted average price per share was reached.

The issuance of the SoftBank Specified Shares was contingent on the trailing 45-trading day volume-weighted average (“VWAP”) per share of T-Mobile common stock on the NASDAQ Global Select Market being equal to or greater than \$150.00 (the “Threshold Price”), at any time during the period commencing on April 1, 2022, and ending on December 31, 2025 (the “Measurement Period”). In accordance with the terms of the Letter Agreement, the Threshold Price was subject to downward adjustment by the per share amount of any cash dividends or other cash distributions declared or paid on our common stock during the Measurement Period.

As of the close of trading on December 22, 2023, the 45-trading day VWAP exceeded \$149.35, the then-current Threshold Price, and the Company delivered the SoftBank Specified Shares to SoftBank in accordance with the Letter Agreement on December 28, 2023, by reissuing Company treasury shares. Upon reissuance of treasury shares, the Company recorded a reclassification from Treasury shares to Additional paid-in capital of \$6.9 billion calculated based on the cost of treasury shares reissued.

The SoftBank Specified Shares issued are included in the calculation of basic and diluted weighted-average shares outstanding from the date the contingency associated with the issuance of the SoftBank Specified Shares was resolved and the beginning of the Company’s fourth quarter of 2023, respectively.

Note 16 – Leases

Lessee

We are a lessee for non-cancelable operating and financing leases for cell sites, switch sites, retail stores, network equipment and office facilities with contractual terms that generally extend through 2035. The majority of cell site leases have a non-cancelable term of five to 15 years with several renewal options that can extend the lease term for five to 50 years. In addition, we have financing leases for network equipment that generally have a non-cancelable lease term of three to five years. The financing leases do not have renewal options and contain a bargain purchase option at the end of the lease.

The components of lease expense were as follows:

(in millions)	Year Ended December 31,		
	2023	2022	2021
Operating lease expense	\$ 4,987	\$ 6,514	\$ 5,921
Financing lease expense:			
Amortization of right-of-use assets	684	733	738
Interest on lease liabilities	79	68	69
Total financing lease expense	763	801	807
Variable lease expense	411	484	429
Total lease expense	\$ 6,161	\$ 7,799	\$ 7,157

Information relating to the lease term and discount rate is as follows:

	Year Ended December 31,		
	2023	2022	2021
Weighted-Average Remaining Lease Term (Years)			
Operating leases	9	10	9
Financing leases	2	2	3
Weighted-Average Discount Rate			
Operating leases	4.3 %	4.1 %	3.6 %
Financing leases	4.6 %	3.2 %	2.5 %

Maturities of lease liabilities as of December 31, 2023, were as follows:

(in millions)	Operating Leases	Finance Leases
Twelve Months Ending December 31,		
2024	\$ 4,829	\$ 1,324
2025	4,380	836
2026	4,048	392
2027	3,733	35
2028	3,410	14
Thereafter	18,634	3
Total lease payments	39,034	2,604
Less: imputed interest	7,239	108
Total	\$ 31,795	\$ 2,496

Interest payments for financing leases were \$79 million, \$68 million and \$69 million for the years ended December 31, 2023, 2022 and 2021, respectively.

As of December 31, 2023, we have additional operating leases for commercial properties that have not yet commenced with future lease payments of approximately \$70 million.

As of December 31, 2023, we were contingently liable for future ground lease payments related to certain tower obligations. These contingent obligations are not included in the above table as the amounts owed are contractually owed by CCI based on the subleasing arrangement. See Note 9 – Tower Obligations for further information.

Lessor

The components of leased wireless devices under our Leasing Programs were as follows:

(in millions)	Average Remaining Useful Life	December 31, 2023	December 31, 2022
Leased wireless devices, gross	8 months	\$ 400	\$ 1,415
Accumulated depreciation		(285)	(1,146)
Leased wireless devices, net		\$ 115	\$ 269

Future minimum payments expected to be received over the lease term related to leased wireless devices, which exclude optional residual buy-out amounts at the end of the lease term, are summarized below:

(in millions)	Expected Payments
Twelve Months Ending December 31,	
2024	\$ 50
2025	6
Total	<u>\$ 56</u>

Wireline Impairment

During the second quarter of 2022, we determined that the retirement of the legacy Sprint CDMA and LTE wireless networks triggered the need to separately assess the Wireline long-lived asset group for impairment and the results of this assessment indicated that certain Wireline Operating lease right-of-use assets were impaired. See Note 14 - Wireline for further information.

Note 17 – Commitments and Contingencies

Purchase Commitments

We have commitments for non-dedicated transportation lines with varying expiration terms that generally extend through 2038. In addition, we have commitments to purchase wireless devices, network services, equipment, software, marketing sponsorship agreements and other items in the ordinary course of business, with various terms through 2043.

Our purchase commitments are approximately \$4.5 billion for the 12-month period ending December 31, 2024, \$5.0 billion in total for both of the 12-month periods ending December 31, 2025 and 2026, \$2.6 billion in total for both of the 12-month periods ending December 31, 2027 and 2028, and \$2.3 billion in total thereafter. These amounts are not reflective of our entire anticipated purchases under the related agreements but are determined based on the non-cancelable quantities or termination amounts to which we are contractually obligated.

On March 9, 2023, we entered into the Merger and Purchase Agreement for the acquisition of 100% of the outstanding equity of Ka'ena, for a maximum purchase price of \$1.35 billion to be paid out 39% in cash and 61% in shares of T-Mobile common stock. Our estimate of the upfront payment is subject to Ka'ena's underlying business performance and the timing of transaction close, and has been updated to \$1.2 billion, before working capital and other adjustments. The agreement remains subject to regulatory approval, and the estimated purchase price is excluded from our reported purchase commitments above. See Note 2 – Business Combinations for additional details.

Spectrum

We lease spectrum from various parties. These leases include service obligations to the lessors. Certain spectrum leases provide for minimum lease payments, additional charges, renewal options and escalation clauses. Leased spectrum agreements have varying expiration terms that generally extend through 2050. We expect that all renewal periods in our spectrum leases will be exercised by us. Certain spectrum leases also include purchase options and right-of-first refusal clauses in which we are provided the opportunity to exercise our purchase option if the lessor receives a purchase offer from a third party. The purchase of the leased spectrum is at our option and therefore the option price is not included in the commitments below.

Our spectrum lease and service credit commitments, including renewal periods, are approximately \$303 million for the 12-month period ending December 31, 2024, \$612 million in total for both of the 12-month periods ending December 31, 2025 and 2026, \$682 million in total for both of the 12-month periods ending December 31, 2027 and 2028, and \$4.3 billion in total thereafter.

On August 8, 2022, we entered into License Purchase Agreements to acquire spectrum in the 600 MHz band from Channel 51 License Co LLC and LB License Co, LLC in exchange for total cash consideration of \$3.5 billion. The licenses are currently being utilized by us through exclusive leasing arrangements with the Sellers. On March 30, 2023, we and the Sellers entered into Amended and Restated License Purchase Agreements pursuant to which we and the Sellers agreed to separate the transaction into two tranches of licenses, with the closings on the acquisitions of certain licenses in Chicago, Dallas and New Orleans being deferred in order to potentially expedite the regulatory approval process for the remainder of the licenses. Subsequently, on August 25, 2023, we and the Sellers entered into Amendments No. 1 to the Amended and Restated License Purchase Agreements, which deferred the closings of certain additional licenses in Chicago and Dallas into the second closing

tranche. Together, the licenses with closings deferred into the second closing tranche represent approximately \$1.1 billion of the aggregate \$3.5 billion cash consideration. The FCC approved the purchase of the first tranche, totaling \$2.4 billion, on December 29, 2023, and we expect the closing of the first tranche to occur in the second quarter of 2024. The closing of the second tranche remains subject to regulatory approval. The agreement is excluded from our reported purchase commitments above. See Note 6 – Goodwill, Spectrum License Transactions and Other Intangible Assets for additional details.

On September 12, 2023, we entered into a License Purchase Agreement with Comcast pursuant to which we will acquire spectrum in the 600 MHz band from Comcast in exchange for total cash consideration of between \$1.2 billion and \$3.3 billion, subject to an application for FCC approval. The licenses are subject to an exclusive leasing arrangement between us and Comcast entered into contemporaneously with the License Purchase Agreement. The agreement remains subject to regulatory approval and is excluded from our reported purchase commitments above. See Note 6 – Goodwill, Spectrum License Transactions and Other Intangible Assets for additional details.

Merger Commitments

In connection with the regulatory proceedings and approvals of the Merger pursuant to the Business Combination Agreement with Sprint and the other parties named therein (as amended, the “Business Combination Agreement”) and the other transactions contemplated by the Business Combination Agreement (collectively, the “Transactions”), we have commitments and other obligations to various state and federal agencies and certain nongovernmental organizations, including pursuant to the Consent Decree agreed to by us, DT, Sprint, SoftBank and DISH and entered by the U.S. District Court for the District of Columbia, and the FCC’s memorandum opinion and order approving our applications for approval of the Merger. These commitments and obligations include, among other things, extensive 5G network build-out commitments, obligations to deliver high-speed wireless services to the vast majority of Americans, including Americans residing in rural areas, and the marketing of an in-home broadband product where spectrum capacity is available. Other commitments relate to national security, pricing, service, employment and support of diversity initiatives. Many of the commitments specify time frames for compliance and reporting. Failure to fulfill our obligations and commitments in a timely manner could result in substantial fines, penalties, or other legal and administrative actions.

Contingencies and Litigation

Litigation and Regulatory Matters

We are involved in various lawsuits and disputes, claims, government agency investigations and enforcement actions, and other proceedings (“Litigation and Regulatory Matters”) that arise in the ordinary course of business, which include claims of patent infringement (most of which are asserted by non-practicing entities primarily seeking monetary damages), class actions, and proceedings to enforce FCC or other government agency rules and regulations. Those Litigation and Regulatory Matters are at various stages, and some of them may proceed to trial, arbitration, hearing, or other adjudication that could result in fines, penalties, or awards of monetary or injunctive relief in the coming 12 months if they are not otherwise resolved. We have established an accrual with respect to certain of these matters, where appropriate. The accruals are reflected on our consolidated financial statements, but they are not considered to be, individually or in the aggregate, material. An accrual is established when we believe it is both probable that a loss has been incurred and an amount can be reasonably estimated. For other matters, where we have not determined that a loss is probable or because the amount of loss cannot be reasonably estimated, we have not recorded an accrual due to various factors typical in contested proceedings, including, but not limited to, uncertainty concerning legal theories and their resolution by courts or regulators, uncertain damage theories and demands, and a less than fully developed factual record. For Litigation and Regulatory Matters that may result in a contingent gain, we recognize such gains on our consolidated financial statements when the gain is realized or realizable. We recognize legal costs expected to be incurred in connection with Litigation and Regulatory Matters as they are incurred. Except as otherwise specified below, we do not expect that the ultimate resolution of these Litigation and Regulatory Matters, individually or in the aggregate, will have a material adverse effect on our financial position, but we note that an unfavorable outcome of some or all of the specific matters identified below or other matters that we are or may become involved in could have a material adverse impact on results of operations or cash flows for a particular period. This assessment is based on our current understanding of relevant facts and circumstances. As such, our view of these matters is subject to inherent uncertainties and may change in the future.

On February 28, 2020, we received a Notice of Apparent Liability for Forfeiture and Admonishment from the FCC, which proposed a penalty against us for allegedly violating section 222 of the Communications Act and the FCC’s regulations governing the privacy of customer information. In the first quarter of 2020, we recorded an accrual for an estimated payment amount. We maintained the accrual as of December 31, 2023, and that accrual was included in Accounts payable and accrued liabilities on our Consolidated Balance Sheets.

On April 1, 2020, in connection with the closing of the Merger, we assumed the contingencies and litigation matters of Sprint. Those matters include a wide variety of disputes, claims, government agency investigations and enforcement actions, and other proceedings. These matters include, among other things, certain ongoing FCC and state government agency investigations into Sprint's Lifeline program. In September 2019, Sprint notified the FCC that it had claimed monthly subsidies for serving subscribers even though these subscribers may not have met usage requirements under Sprint's usage policy for the Lifeline program, due to an inadvertent coding issue in the system used to identify qualifying subscriber usage that occurred in July 2017 while the system was being updated. Sprint has made a number of payments to reimburse the federal government and certain states for excess subsidy payments.

We note that pursuant to Amendment No. 2, dated as of February 20, 2020, to the Business Combination Agreement, dated as of April 29, 2018, by and among the Company, Sprint and the other parties named therein, SoftBank agreed to indemnify us against certain specified matters and losses, including those relating to the Lifeline matters described above. Resolution of these matters could require us to make additional reimbursements and pay additional fines and penalties, which we do not expect to have a significant impact on our financial results. We expect that any additional liabilities related to these indemnified matters would be indemnified and reimbursed by SoftBank.

On June 1, 2021, a putative shareholder class action and derivative lawsuit was filed in the Delaware Court of Chancery, *Dinkevich v. Deutsche Telekom AG, et al.*, Case No. C.A. No. 2021-0479, against DT, SoftBank and certain of our current and former officers and directors, asserting breach of fiduciary duty claims relating to the repricing amendment to the Business Combination Agreement, and to SoftBank's monetization of its T-Mobile shares. We are also named as a nominal defendant in the case. We are unable to predict the potential outcome of these claims.

On August 12, 2021, we became aware of a cybersecurity issue involving unauthorized access to T-Mobile's systems (the "August 2021 cyberattack"). We immediately began an investigation and engaged cybersecurity experts to assist with the assessment of the incident and to help determine what data was impacted. Our investigation uncovered that the perpetrator had illegally gained access to certain areas of our systems on or about March 18, 2021, but only gained access to and took data of current, former, and prospective customers beginning on or about August 3, 2021. With the assistance of our outside cybersecurity experts, we located and closed the unauthorized access to our systems and identified current, former and prospective customers whose information was impacted and notified them, consistent with state and federal requirements. We also undertook a number of other measures to demonstrate our continued support and commitment to data privacy and protection. We also coordinated with law enforcement. Our forensic investigation is complete, and we believe we have a full view of the data compromised.

As a result of the August 2021 cyberattack, we have become subject to numerous lawsuits, including mass arbitration claims and multiple class action lawsuits that have been filed in numerous jurisdictions seeking, among other things, unspecified monetary damages, costs and attorneys' fees arising out of the August 2021 cyberattack. In December 2021, the Judicial Panel on Multidistrict Litigation consolidated the federal class action lawsuits in the U.S. District Court for the Western District of Missouri under the caption *In re: T-Mobile Customer Data Security Breach Litigation*, Case No. 21-md-3019-BCW. On July 22, 2022, we entered into an agreement to settle the lawsuit. On June 29, 2023, the Court issued an order granting final approval of the settlement, which is subject to potential appeals. Under the terms of the settlement, we would pay an aggregate of \$350 million to fund claims submitted by class members, the legal fees of plaintiffs' counsel and the costs of administering the settlement. We also committed to an aggregate incremental spend of \$150 million for data security and related technology in 2022 and 2023. We previously paid \$35 million for claims administration purposes. On July 31, 2023, a class member filed an appeal to the final approval order challenging the Court's award of attorneys' fees to class counsel. We expect the remaining portion of the \$350 million settlement payment to fund claims to be made once that appeal is resolved. We anticipate that, upon exhaustion of any appeals, the settlement will provide a full release of all claims arising out of the August 2021 cyberattack by class members who do not opt out, against all defendants, including us, our subsidiaries and affiliates, and our directors and officers. The settlement contains no admission of liability, wrongdoing or responsibility by any of the defendants. We have the right to terminate the settlement agreement under certain conditions.

We anticipate that this settlement of the class action, along with other settlements of separate consumer claims that have been previously completed or are currently pending, will resolve substantially all of the claims brought to date by our current, former and prospective customers who were impacted by the 2021 cyberattack. In connection with the proposed class action settlement and the separate settlements, we recorded a total pre-tax charge of approximately \$400 million in the second quarter of 2022. During the years ended December 31, 2023 and 2022, we recognized \$50 million and \$100 million, respectively, in reimbursements from insurance carriers for costs incurred related to the August 2021 cyberattack, which is included as a reduction to Selling, general and administrative expense on our Consolidated Statements of Comprehensive Income. The ultimate resolution of the class action depends on the number of plaintiffs who opt-out of the proposed settlement and whether the proposed settlement will be appealed.

In addition, in September 2022, a purported Company shareholder filed a derivative action in the Delaware Chancery Court under the caption *Harper v. Sievert et al.*, Case No. 2022-0819-SG, against our current directors and certain of our former directors, alleging claims for breach of fiduciary duty relating to the Company's cybersecurity practices. We are also named as a nominal defendant in the lawsuit. We are unable at this time to predict the potential outcome of this lawsuit or whether we may be subject to further private litigation.

We have also received inquiries from various government agencies, law enforcement and other governmental authorities related to the August 2021 cyberattack, which could result in substantial fines or penalties. We are cooperating fully with these agencies and regulators and working with them to resolve these matters. While we hope to resolve them in the near term, we cannot predict the timing or outcome of any of these matters, or whether we may be subject to further regulatory inquiries, investigations, or enforcement actions.

In light of the inherent uncertainties involved in such matters and based on the information currently available to us, in addition to the previously recorded pre-tax charge of approximately \$400 million noted above, we believe it is reasonably possible that we could incur additional losses associated with these proceedings and inquiries, and we will continue to evaluate information as it becomes known and will record an estimate for losses at the time or times when it is both probable that a loss has been incurred and the amount of the loss is reasonably estimable. Ongoing legal and other costs related to these proceedings and inquiries, as well as any potential future actions, may be substantial, and losses associated with any adverse judgments, settlements, penalties or other resolutions of such proceedings and inquiries could be material to our business, reputation, financial condition, cash flows and operating results.

On June 17, 2022, plaintiffs filed a putative antitrust class action complaint in the Northern District of Illinois, *Dale et al. v. Deutsche Telekom AG, et al.*, Case No. 1:22-cv-03189, against DT, T-Mobile, and SoftBank, alleging that the Merger violated the antitrust laws and harmed competition in the U.S. retail cell service market. Plaintiffs seek injunctive relief and trebled monetary damages on behalf of a purported class of AT&T and Verizon customers who plaintiffs allege paid artificially inflated prices due to the Merger. We are vigorously defending this lawsuit, but we are unable to predict the potential outcome.

On January 5, 2023, we identified that a bad actor was obtaining data through a single Application Programming Interface ("API") without authorization. Based on our investigation, the impacted API is only able to provide a limited set of customer account data, including name, billing address, email, phone number, date of birth, T-Mobile account number and information such as the number of lines on the account and plan features. The result from our investigation indicates that the bad actor(s) obtained data from this API for approximately 37 million current postpaid and prepaid customer accounts, though many of these accounts did not include the full data set. We believe that the bad actor first retrieved data through the impacted API starting on or around November 25, 2022. We have notified individuals whose information was impacted consistent with state and federal requirements.

In connection with the January 2023 cyberattack, we became subject to consumer class actions and regulatory inquiries, to which we will continue to respond in due course and may incur significant expenses. However, we cannot predict the timing or outcome of any of these potential matters, or whether we may be subject to additional legal proceedings, claims, regulatory inquiries, investigations, or enforcement actions. In addition, we are unable to predict the full impact of this incident on customer behavior in the future, including whether a change in our customers' behavior could negatively impact our results of operations on an ongoing basis, although we presently do not expect that it will have a material effect on our operations.

Note 18 – Restructuring Costs

Merger Restructuring Initiatives

Upon close of the Merger in April 2020, we began implementing restructuring initiatives to realize cost efficiencies and reduce redundancies. The major activities associated with the Merger restructuring initiatives included contract termination costs associated with the rationalization of retail stores, distribution channels, duplicative network and backhaul services and other agreements, severance costs associated with the integration of redundant processes and functions and the decommissioning of certain small cell sites and distributed antenna systems to achieve Merger synergies in network costs.

The following table summarizes the expenses incurred in connection with our Merger restructuring initiatives:

(in millions)	Year Ended December 31, 2021	Year Ended December 31, 2022	Year Ended December 31, 2023	Incurred to Date
Contract termination costs	\$ 14	\$ 231	\$ 45	\$ 468
Severance costs	17	169	3	574
Network decommissioning	184	796	289	1,766
Total restructuring plan expenses	<u>\$ 215</u>	<u>\$ 1,196</u>	<u>\$ 337</u>	<u>\$ 2,808</u>

The expenses associated with our Merger restructuring initiatives are included in Cost of services and Selling, general and administrative expenses on our Consolidated Statements of Comprehensive Income.

Our Merger restructuring initiatives also included the acceleration or termination of certain of our operating and financing leases for cell sites, switch sites, retail stores, network equipment and office facilities. Incremental expenses associated with terminated leases and leases for which we have recognized accelerated lease expense were \$390 million, \$1.7 billion and \$873 million for the years ended December 31, 2023, 2022 and 2021, respectively, and are included in Costs of services and Selling, general and administrative expenses on our Consolidated Statements of Comprehensive Income.

The changes in the liabilities associated with our Merger restructuring initiatives, including expenses incurred and cash payments, are as follows:

(in millions)	December 31, 2022	Expenses Incurred	Cash Payments	Adjustments for Non-Cash Items ⁽¹⁾	December 31, 2023
Contract termination costs	\$ 190	\$ 45	\$ (217)	\$ —	\$ 18
Severance costs	—	3	(6)	3	—
Network decommissioning	280	289	(449)	(26)	94
Total	<u>\$ 470</u>	<u>\$ 337</u>	<u>\$ (672)</u>	<u>\$ (23)</u>	<u>\$ 112</u>

(1) Non-cash items primarily consist of the write-off of assets within Network decommissioning.

The liabilities accrued in connection with our Merger restructuring initiatives are presented in Accounts payable and accrued liabilities on our Consolidated Balance Sheets.

We expect to incur all of the remaining restructuring and integration costs associated with the Merger by the first half of 2024, with the cash expenditure for the Merger-related costs extending beyond 2024. Cash payments extending beyond 2024 primarily relate to operating and financing leases for which we have recognized accelerated lease expense. See Note 16 – Leases for more details on the expected amount and timing of our lease payments.

2023 Workforce Reduction

In August 2023, we implemented an initiative to reduce the size of our workforce by approximately 5,000 positions, just under 7% of our total employee base, primarily in corporate and back-office functions, and some technology roles. We recorded a pre-tax charge of \$462 million during the year ended December 31, 2023, related to the workforce reduction, which is included in Cost of services and Selling, general and administrative expenses on our Consolidated Statements of Comprehensive Income.

The changes in the liabilities associated with our workforce reduction initiative, including expenses incurred and cash payments, are as follows:

(in millions)	December 31, 2022	Expenses Incurred	Cash Payments	Other ⁽¹⁾	December 31, 2023
Severance costs	\$ —	\$ 462	\$ (281)	\$ 14	\$ 195

(1) Other primarily consists of previously expensed vacation accruals expected to be paid out as a component of severance.

The liabilities accrued in connection with our workforce reduction activities are presented in Accounts payable and accrued liabilities on our Consolidated Balance Sheets.

Substantially all costs associated with our workforce reduction activities were recorded during the year ended December 31, 2023, with substantially all related cash outflows extending through mid-2024.

Note 19 – Additional Financial Information

Accounts Payable and Accrued Liabilities

Accounts payable and accrued liabilities, excluding amounts classified as held for sale, are summarized as follows:

(in millions)	December 31, 2023	December 31, 2022
Accounts payable	\$ 5,573	\$ 7,213
Payroll and related benefits	1,142	1,236
Property and other taxes, including payroll	1,704	1,657
Accrued interest	818	731
Commissions and contract termination costs	317	523
Toll and interconnect	161	227
Other	658	688
Accounts payable and accrued liabilities	<u>\$ 10,373</u>	<u>\$ 12,275</u>

Book overdrafts included in accounts payable were \$740 million and \$720 million as of December 31, 2023, and 2022, respectively.

Related Party Transactions

We have related party transactions associated with DT, SoftBank or their respective affiliates in the ordinary course of business, including intercompany servicing and licensing.

The following table summarizes the impact of significant transactions with DT or its affiliates included in Operating expenses in the Consolidated Statements of Comprehensive Income:

(in millions)	Year Ended December 31,		
	2023	2022	2021
Fees incurred for use of the T-Mobile brand	\$ 80	\$ 80	\$ 80
International long distance agreement	20	25	37

We have an agreement with DT for the reimbursement of certain administrative expenses, which were \$4 million for the years ended December 31, 2023, and 2022 and \$5 million for the year ended December 31, 2021.

During the year ended December 31, 2023, we paid an aggregate of \$747 million in cash dividends to our stockholders, of which \$393 million was paid to DT. See Note 13 - Stockholder Return Programs for further information.

Supplemental Consolidated Statements of Cash Flows Information

The following table summarizes T-Mobile's supplemental cash flow information:

(in millions)	Year Ended December 31,		
	2023	2022	2021
Interest payments, net of amounts capitalized	\$ 3,546	\$ 3,485	\$ 3,723
Operating lease payments	5,062	4,205	6,248
Income tax payments	149	76	167
Non-cash investing and financing activities			
Non-cash beneficial interest obtained in exchange for securitized receivables	\$ 3,990	\$ 4,192	\$ 4,237
Change in accounts payable and accrued liabilities for purchases of property and equipment	(860)	133	366
Leased devices transferred from inventory to property and equipment	129	336	1,198
Returned leased devices transferred from property and equipment to inventory	(114)	(396)	(1,437)
Increase in Tower obligations from contract modification	—	1,158	—
Operating lease right-of-use assets obtained in exchange for lease obligations	2,141	7,462	3,773
Financing lease right-of-use assets obtained in exchange for lease obligations	1,224	1,256	1,261

Cash and cash equivalents, including restricted cash and cash held for sale

Cash and cash equivalents, including restricted cash and cash held for sale, presented on our Consolidated Statements of Cash Flows were included on our Consolidated Balance Sheets as follows:

(in millions)	December 31, 2023	December 31, 2022
Cash and cash equivalents	\$ 5,135	\$ 4,507
Cash and cash equivalents held for sale (included in Other current assets)	—	27
Restricted cash (included in Other current assets)	101	73
Restricted cash (included in Other assets)	71	67
Cash and cash equivalents, including restricted cash and cash held for sale	<u>\$ 5,307</u>	<u>\$ 4,674</u>

Note 20 – Subsequent Events

Subsequent to December 31, 2023, on January 12, 2024, we issued \$1.0 billion of 4.850% Senior Notes due 2029, \$1.3 billion of 5.150% Senior Notes due 2034 and \$750 million of 5.500% Senior Notes due 2055. See Note 8 - Debt for additional information.

Subsequent to December 31, 2023, on January 24, 2024, our Board of Directors declared a cash dividend of \$0.65 per share on our issued and outstanding common stock, which is payable on March 14, 2024, to stockholders of record as of the close of business on March 1, 2024. See Note 13 - Stockholder Return Programs for additional information regarding the 2023-2024 Stockholder Return Program.

Subsequent to December 31, 2023, from January 1, 2024, through January 31, 2024, we repurchased 9,024,185 shares of our common stock at an average price per share of \$162.98 for a total purchase price of \$1.5 billion. See Note 13 - Stockholder Return Programs for additional information regarding the 2023-2024 Stockholder Return Program.

Item 9. Changes in and Disagreements with Accountants on Accounting and Financial Disclosure

None.

Item 9A. Controls and Procedures

Evaluation of Disclosure Controls and Procedures

We maintain disclosure controls and procedures (as defined in Rules 13a-15(e) and 15d-15(e) under the Exchange Act) designed to ensure information required to be disclosed in our reports filed or submitted under the Exchange Act is recorded, processed, summarized and reported within the time periods specified in the SEC's rules and forms. Our disclosure controls are also designed to ensure that information required to be disclosed in the reports we file or submit under the Exchange Act is accumulated and communicated to our management, including our principal executive officer and principal financial officer, as appropriate, to allow timely decisions regarding required disclosure.

Under the supervision and with the participation of our management, including our Chief Executive Officer and our Chief Financial Officer, we carried out an evaluation of the effectiveness of the design and operation of our disclosure controls and procedures. Based upon that evaluation, our Chief Executive Officer and Chief Financial Officer concluded that our disclosure controls and procedures were effective as of the end of the period covered by this Form 10-K.

The certifications required by Section 302 of the Sarbanes-Oxley Act of 2002 are filed as exhibits 31.1 and 31.2, respectively, to this Form 10-K.

Changes in Internal Control over Financial Reporting

There were no changes in our internal control over financial reporting, as defined in Rules 13a-15(f) and 15d-15(f) of the Exchange Act, during our most recently completed fiscal quarter that materially affected, or are reasonably likely to materially affect, our internal control over financial reporting.

Management’s Annual Report on Internal Control over Financial Reporting

Our management is responsible for establishing and maintaining adequate internal control over financial reporting. Internal control over financial reporting is a process designed to provide reasonable assurance regarding the reliability of our financial reporting and the preparation of financial statements for external purposes in accordance with generally accepted accounting principles. Internal control over financial reporting includes maintaining records that in reasonable detail accurately and fairly reflect our transactions, providing reasonable assurance that transactions are recorded as necessary for preparation of our financial statements in accordance with generally accepted accounting principles, providing reasonable assurance that receipts and expenditures are made in accordance with management authorization, and providing reasonable assurance that unauthorized acquisition, use or disposition of company assets that could have a material effect on our financial statements would be prevented or detected on a timely basis. Because of its inherent limitations, internal control over financial reporting may not prevent or detect misstatements. Also, projections of any evaluation of effectiveness to future periods are subject to the risk that controls may become inadequate because of changes in conditions, or that the degree of compliance with policies and procedures may deteriorate.

Management conducted an evaluation of the effectiveness of our internal control over financial reporting based on the framework and criteria established in Internal Control – Integrated Framework (2013), issued by the Committee of Sponsoring Organizations of the Treadway Commission. Based on this evaluation, management concluded that our internal control over financial reporting was effective as of December 31, 2023.

The effectiveness of our internal control over financial reporting as of December 31, 2023 has been audited by Deloitte & Touche LLP, an independent registered public accounting firm, as stated in their report herein.

Item 9B. Other Information

On November 16, 2023, G. Michael Sievert, President and Chief Executive Officer, adopted a trading plan intended to satisfy the affirmative defense of Rule 10b5-1(c) to sell up to 160,000 shares of T-Mobile US, Inc. common stock between February 27, 2024, and November 12, 2024, subject to certain conditions. The duration of this trading plan is 362 days.

On November 21, 2023, Peter Osvaldik, Executive Vice President and Chief Financial Officer, adopted a trading plan intended to satisfy the affirmative defense of Rule 10b5-1(c) to sell up to 20,000 shares of T-Mobile US, Inc. common stock between February 20, 2024, and November 15, 2024, subject to certain conditions. The duration of this trading plan is 360 days.

On November 16, 2023, Callie Field, President, Business Group, adopted a trading plan intended to satisfy the affirmative defense of Rule 10b5-1(c) to sell all of her T-Mobile US, Inc. common stock to be acquired on March 4, 2024, upon the vesting of certain time-based restricted stock unit awards and performance-based restricted stock unit awards (“PRSUs”), up to a total of 26,407 shares assuming PRSUs will vest at maximum value, subject to certain conditions. The duration of this trading plan is 134 days.

On November 9, 2023, Michael Katz, President, Marketing, Strategy and Products, adopted a trading plan intended to satisfy the affirmative defense of Rule 10b5-1(c) to sell up to 23,748 shares of T-Mobile US, Inc. common stock between February 15, 2024, and December 31, 2024, subject to certain conditions. The duration of this trading plan is 418 days.

Item 9C. Disclosure Regarding Foreign Jurisdictions that Prevent Inspections

Not applicable.

PART III.

Item 10. Directors, Executive Officers and Corporate Governance

We maintain a code of ethics applicable to our Chief Executive Officer, Chief Financial Officer, Chief Accounting Officer, Treasurer, and Controller, which is a “Code of Ethics for Senior Financial Officers” as defined by applicable rules of the SEC. This code is publicly available on our website at investor.t-mobile.com. If we make any amendments to this code other than technical, administrative or other non-substantive amendments, or grant any waivers, including implicit waivers, from a provision of this code we will disclose the nature of the amendment or waiver, its effective date and to whom it applies on our website at investor.t-mobile.com or in a Current Report on Form 8-K filed with the SEC.

The remaining information required by this item, including information about our Directors, Executive Officers and Audit Committee, will be incorporated by reference from our definitive Proxy Statement to be filed with the SEC pursuant to Regulation 14A or will be included in an amendment to this Report.

Item 11. Executive Compensation

The information required by this item will be incorporated by reference from our definitive Proxy Statement to be filed with the SEC pursuant to Regulation 14A or will be included in an amendment to this Report.

Item 12. Security Ownership of Certain Beneficial Owners and Management and Related Stockholder Matters

The information required by this item will be incorporated by reference from our definitive Proxy Statement to be filed with the SEC pursuant to Regulation 14A or will be included in an amendment to this Report.

Item 13. Certain Relationships and Related Transactions, and Director Independence

The information required by this item will be incorporated by reference from our definitive Proxy Statement to be filed with the SEC pursuant to Regulation 14A or will be included in an amendment to this Report.

Item 14. Principal Accountant Fees and Services

The information required by this item will be incorporated by reference from our definitive Proxy Statement to be filed with the SEC pursuant to Regulation 14A or will be included in an amendment to this Report.

PART IV.

Item 15. Exhibit and Financial Statement Schedules

(a) Documents filed as a part of this Form 10-K

1. Financial Statements

The following financial statements are included in Part II, Item 8 of this Form 10-K:

Report of Independent Registered Public Accounting Firm (PCAOB ID: 34)

Report of Independent Registered Public Accounting Firm (PCAOB ID: 238)

Consolidated Balance Sheets

Consolidated Statements of Comprehensive Income

Consolidated Statements of Cash Flows

Consolidated Statement of Stockholders' Equity

Notes to the Consolidated Financial Statements

2. Financial Statement Schedules

All other schedules have been omitted because they are not required, not applicable or the required information is otherwise included.

3. Exhibits

See the Index to Exhibits immediately following "Item 16. Form 10-K Summary" of this Form 10-K.

Item 16. Form 10-K Summary

None.

INDEX TO EXHIBITS

Exhibit No.	Exhibit Description	Incorporated by Reference			Included Herewith
		Form	Date of Filing	Exhibit Number	
2.1	Business Combination Agreement, dated as of April 29, 2018, by and among T-Mobile US, Inc., Huron Merger Sub LLC, Superior Merger Sub Corporation, Sprint Corporation, Starburst I, Inc., Galaxy Investment Holdings, Inc., and for the limited purposes set forth therein, Deutsche Telekom AG, Deutsche Telekom Holding B.V. and SoftBank Group Corp.	8-K	4/30/2018	2.1	
2.2	Amendment No. 1, dated as of July 26, 2019, to the Business Combination Agreement, dated as of April 29, 2018, by and among T-Mobile US, Inc., Huron Merger Sub LLC, Superior Merger Sub Corporation, Sprint Corporation, Starburst I, Inc., Galaxy Investment Holdings, Inc., and for the limited purposes set forth therein, Deutsche Telekom AG, Deutsche Telekom Holding B.V., and SoftBank Group Corp.	8-K	7/26/2019	2.2	
2.3	Amendment No. 2, dated as of February 20, 2020, to the Business Combination Agreement, dated as of April 29, 2018, by and among T-Mobile US, Inc., Huron Merger Sub LLC, Superior Merger Sub Corporation, Sprint Corporation, Starburst I, Inc., Galaxy Investment Holdings, Inc., and for the limited purposes set forth therein, Deutsche Telekom AG, Deutsche Telekom Holding B.V., and SoftBank Group Corp.	8-K	2/20/2020	2.1	
2.4*	Membership Interest Purchase Agreement, dated as of September 6, 2022, by and among Sprint LLC, Sprint Communications LLC, and Cogent Infrastructure, Inc.	8-K	9/7/2022	2.1	
3.1	Fifth Amended and Restated Certificate of Incorporation of T-Mobile US, Inc.	8-K	4/1/2020	3.1	
3.2	Seventh Amended and Restated Bylaws of T-Mobile US, Inc.	8-K	4/1/2020	3.2	
4.1	Indenture, dated as of April 28, 2013 among T-Mobile USA, Inc., the guarantors party thereto, and Deutsche Bank Trust Company Americas, as trustee.	8-K	5/2/2013	4.1	
4.2	Eleventh Supplemental Indenture, dated as of May 1, 2013 among T-Mobile USA, Inc., the guarantors party thereto, and Deutsche Bank Trust Company Americas, as trustee.	8-K	5/2/2013	4.12	
4.3	Sixteenth Supplemental Indenture, dated as of August 11, 2014, by and among T-Mobile USA, Inc., the guarantors party thereto and Deutsche Bank Trust Company Americas, as trustee.	10-Q	10/28/2014	4.3	
4.4	Nineteenth Supplemental Indenture, dated as of September 28, 2015, by and among T-Mobile USA, Inc., the guarantors party thereto and Deutsche Bank Trust Company Americas, as trustee.	10-Q	10/27/2015	4.3	
4.5	Twenty-Fifth Supplemental Indenture, dated as of March 16, 2017, by and among T-Mobile USA, Inc., the other guarantors party thereto and Deutsche Bank Trust Company Americas, as trustee, including the Form of 5.375% Senior Note due 2027.	8-K	3/16/2017	4.3	
4.6	Thirty-Third Supplemental Indenture, dated as of January 25, 2018, by and among T-Mobile USA, Inc., T-Mobile US, Inc., the other guarantors party thereto and Deutsche Bank Trust Company Americas, as trustee, including the Form of 4.750% Senior Note due 2028.	8-K	1/25/2018	4.2	
4.7	Thirty-Fourth Supplemental Indenture, dated as of April 26, 2018, by and among T-Mobile USA, Inc., T-Mobile US, Inc., the other guarantors party thereto and Deutsche Bank Trust Company Americas, as trustee.	10-Q	5/1/2018	4.5	
4.8	Thirty-Sixth Supplemental Indenture, dated as of April 30, 2018, by and among T-Mobile USA, Inc., T-Mobile US, Inc., the other guarantors party thereto and Deutsche Bank Trust Company Americas, as trustee, including the Form of 4.750% Senior Note due 2028-1.	8-K	5/4/2018	4.2	

Exhibit No.	Exhibit Description	Incorporated by Reference			Included Herewith
		Form	Date of Filing	Exhibit Number	
4.9	Thirty-Seventh Supplemental Indenture, dated as of May 20, 2018, by and among T-Mobile USA, Inc., the guarantors party thereto, and Deutsche Bank Trust Company Americas.	8-K	5/21/2018	4.1	
4.10	Thirty-Eighth Supplemental Indenture, dated as of December 20, 2018, by and among T-Mobile USA, Inc., the guarantors party thereto, and Deutsche Bank Trust Company Americas.	8-K	12/21/2018	4.1	
4.11	Fortieth Supplemental Indenture, dated as of September 27, 2019, by and among T-Mobile USA, Inc., T-Mobile US, Inc., the other guarantors party thereto and Deutsche Bank Trust Company Americas, as trustee.	10-Q	10/28/2019	4.1	
4.12	Forty-First Supplemental Indenture, dated as of April 1, 2020, by and among T-Mobile USA, Inc., T-Mobile US, Inc., the other guarantors party thereto, and Deutsche Bank Trust Company Americas, as trustee.	10-Q/A	8/10/2020	4.12	
4.13	Forty-Third Supplemental Indenture, dated as of January 14, 2021, by and among T-Mobile USA, Inc., T-Mobile US, Inc., the other guarantors party thereto and Deutsche Bank Trust Company Americas, as trustee, including the Form of 2.250% Senior Note due 2026.	8-K	1/14/2021	4.2	
4.14	Forty-Fourth Supplemental Indenture, dated as of January 14, 2021, by and among T-Mobile USA, Inc., T-Mobile US, Inc., the other guarantors party thereto and Deutsche Bank Trust Company Americas, as trustee, including the Form of 2.625% Senior Note due 2029.	8-K	1/14/2021	4.3	
4.15	Forty-Fifth Supplemental Indenture, dated as of January 14, 2021, by and among T-Mobile USA, Inc., T-Mobile US, Inc., the other guarantors party thereto and Deutsche Bank Trust Company Americas, as trustee, including the Form of 2.875% Senior Note due 2031.	8-K	1/14/2021	4.4	
4.16	Forty-Sixth Supplemental Indenture, dated as of March 23, 2021, by and among T-Mobile USA, Inc., T-Mobile US, Inc., the other guarantors party thereto and Deutsche Bank Trust Company Americas, as trustee, including the Form of 2.625% Senior Note due 2026.	8-K	3/23/2021	4.2	
4.17	Forty-Seventh Supplemental Indenture, dated as of March 23, 2021, by and among T-Mobile USA, Inc., T-Mobile US, Inc., the other guarantors party thereto and Deutsche Bank Trust Company Americas, as trustee, including the Form of 3.375% Senior Note due 2029.	8-K	3/23/2021	4.3	
4.18	Forty-Eighth Supplemental Indenture, dated as of March 23, 2021, by and among T-Mobile USA, Inc., T-Mobile US, Inc., the other guarantors party thereto and Deutsche Bank Trust Company Americas, as trustee, including the Form of 3.500% Senior Note due 2031.	8-K	3/23/2021	4.4	
4.19	Forty-Ninth Supplemental Indenture, dated as of March 30, 2021, by and among T-Mobile USA, Inc., the guarantors party thereto, and Deutsche Bank Trust Company Americas, as trustee.	10-Q	8/3/2021	4.3	
4.20	Indenture, dated as of April 9, 2020 by and among T-Mobile USA, Inc., T-Mobile US, Inc. and Deutsche Bank Trust Company Americas, as trustee.	8-K	4/13/2020	4.1	
4.21	First Supplemental Indenture, dated as of April 9, 2020, by and among T-Mobile USA, Inc., the Guarantors (as defined therein) and Deutsche Bank Trust Company Americas, as trustee, including the Form of 3.500% Senior Secured Note due 2025.	8-K	4/13/2020	4.2	

Exhibit No.	Exhibit Description	Incorporated by Reference			Included Herewith
		Form	Date of Filing	Exhibit Number	
4.22	Second Supplemental Indenture, dated as of April 9, 2020, by and among T-Mobile USA, Inc., the Guarantors (as defined therein) and Deutsche Bank Trust Company Americas, as trustee, including the Form of 3.750% Senior Secured Note due 2027.	8-K	4/13/2020	4.3	
4.23	Third Supplemental Indenture, dated as of April 9, 2020, by and among T-Mobile USA, Inc., the Guarantors (as defined therein) and Deutsche Bank Trust Company Americas, as trustee, including the Form of 3.875% Senior Secured Note due 2030.	8-K	4/13/2020	4.4	
4.24	Fourth Supplemental Indenture, dated as of April 9, 2020, by and among T-Mobile USA, Inc., the Guarantors (as defined therein) and Deutsche Bank Trust Company Americas, as trustee, including the Form of 4.375% Senior Secured Note due 2040.	8-K	4/13/2020	4.5	
4.25	Fifth Supplemental Indenture, dated as of April 9, 2020, by and among T-Mobile USA, Inc., the Guarantors (as defined therein) and Deutsche Bank Trust Company Americas, as trustee, including the Form of 4.500% Senior Secured Note due 2050.	8-K	4/13/2020	4.6	
4.26	Seventh Supplemental Indenture, dated as of June 24, 2020 by and among T-Mobile USA, Inc., the Guarantors (as defined therein) and Deutsche Bank Trust Company Americas, as trustee, including the Form of 1.500% Senior Secured Note due 2026.	8-K	6/26/2020	4.2	
4.27	Eighth Supplemental Indenture, dated as of June 24, 2020, by and among T-Mobile USA, Inc., the Guarantors (as defined therein) and Deutsche Bank Trust Company Americas, as trustee, including the Form of 2.050% Senior Secured Note due 2028.	8-K	6/26/2020	4.3	
4.28	Ninth Supplemental Indenture, dated as of June 24, 2020, by and among T-Mobile USA, Inc., the Guarantors (as defined therein) and Deutsche Bank Trust Company Americas, as trustee, including the Form of 2.550% Senior Secured Note due 2031.	8-K	6/26/2020	4.4	
4.29	Tenth Supplemental Indenture, dated as of October 6, 2020, by and among T-Mobile USA, Inc., the Guarantors (as defined therein) and Deutsche Bank Trust Company Americas, as trustee.	8-K	10/6/2020	4.4	
4.30	Eleventh Supplemental Indenture, dated as of October 6, 2020, by and among T-Mobile USA, Inc., the Guarantors (as defined therein) and Deutsche Bank Trust Company Americas, as trustee.	8-K	10/6/2020	4.5	
4.31	Twelfth Supplemental Indenture, dated as of October 6, 2020, by and among T-Mobile USA, Inc., the Guarantors (as defined therein) and Deutsche Bank Trust Company Americas, as trustee, including the Form of 3.000% Senior Secured Note due 2041.	8-K	10/6/2020	4.6	
4.32	Thirteenth Supplemental Indenture, dated as of October 6, 2020, by and among T-Mobile USA, Inc., the Guarantors (as defined therein) and Deutsche Bank Trust Company Americas, as trustee, including the Form of 3.300% Senior Secured Note due 2051.	8-K	10/6/2020	4.7	
4.33	Fourteenth Supplemental Indenture, dated as of October 28, 2020, by and among T Mobile USA, Inc., the Guarantors (as defined therein) and Deutsche Bank Trust Company Americas, as trustee, including the Form of 2.250% Senior Secured Note due 2031.	8-K	10/28/2020	4.4	

Exhibit No.	Exhibit Description	Incorporated by Reference			Included Herewith
		Form	Date of Filing	Exhibit Number	
4.34	Fifteenth Supplemental Indenture, dated as of October 28, 2020, by and among T Mobile USA, Inc., the Guarantors (as defined therein) and Deutsche Bank Trust Company Americas, as trustee.	8-K	10/28/2020	4.5	
4.35	Sixteenth Supplemental Indenture, dated as of October 28, 2020, by and among T-Mobile USA, Inc., the Guarantors (as defined therein) and Deutsche Bank Trust Company Americas, as trustee.	8-K	10/28/2020	4.6	
4.36	Seventeenth Supplemental Indenture, dated as of October 28, 2020, by and among T Mobile USA, Inc., the Guarantors (as defined therein) and Deutsche Bank Trust Company Americas, as trustee, including the Form of 3.600% Senior Secured Note due 2060.	8-K	10/28/2020	4.7	
4.37	Eighteenth Supplemental Indenture, dated as of March 30, 2021, by and among T-Mobile USA, Inc., the guarantors party thereto, and Deutsche Bank Trust Company Americas, as trustee.	S-4	3/30/2021	4.19	
4.38	Nineteenth Supplemental Indenture, dated as of August 13, 2021, by and among T-Mobile USA, Inc., the Guarantors (as defined therein) and Deutsche Bank Trust Company Americas, as trustee, including the Form of 3.400% Senior Secured Note due 2052.	8-K	8/13/2021	4.3	
4.39	Twentieth Supplemental Indenture, dated as of August 13, 2021, by and among T-Mobile USA, Inc., the Guarantors (as defined therein) and Deutsche Bank Trust Company Americas, as trustee.	8-K	8/13/2021	4.4	
4.40	Twenty-First Supplemental Indenture, dated as of December 6, 2021, by and among T-Mobile USA, Inc., the Guarantors (as defined therein) and Deutsche Bank Trust Company Americas, as trustee, including the Form of 2.400% Senior Secured Note due 2029.	8-K	12/6/2021	4.3	
4.41	Twenty-Second Supplemental Indenture, dated as of December 6, 2021, by and among T-Mobile USA, Inc., the Guarantors (as defined therein) and Deutsche Bank Trust Company Americas, as trustee, including the Form of 2.700% Senior Secured Note due 2032.	8-K	12/6/2021	4.4	
4.42	Twenty-Third Supplemental Indenture, dated as of December 6, 2021, by and among T-Mobile USA, Inc., the Guarantors (as defined therein) and Deutsche Bank Trust Company Americas, as trustee.	8-K	12/6/2021	4.5	
4.43	Indenture, dated as of September 15, 2022 by and among T-Mobile USA, Inc., T-Mobile US, Inc. and Deutsche Bank Trust Company Americas, as trustee.	8-K	9/15/2022	4.1	
4.44	First Supplemental Indenture, dated as of September 15, 2022, by and among T-Mobile USA, Inc., the Guarantors (as defined therein) and Deutsche Bank Trust Company Americas, as trustee, including the Form of 5.200% Senior Note due 2033.	8-K	9/15/2022	4.2	
4.45	Second Supplemental Indenture, dated as of September 15, 2022, by and among T-Mobile USA, Inc., the Guarantors (as defined therein) and Deutsche Bank Trust Company Americas, as trustee, including the Form of 5.650% Senior Note due 2053.	8-K	9/15/2022	4.3	
4.46	Third Supplemental Indenture, dated as of September 15, 2022, by and among T-Mobile USA, Inc., the Guarantors (as defined therein) and Deutsche Bank Trust Company Americas, as trustee, including the Form of 5.800% Senior Note due 2062.	8-K	9/15/2022	4.4	

Exhibit No.	Exhibit Description	Incorporated by Reference			Included Herewith
		Form	Date of Filing	Exhibit Number	
4.47	Fourth Supplemental Indenture, dated as of February 9, 2023, by and among T-Mobile USA, Inc., the Guarantors (as defined therein) and Deutsche Bank Trust Company Americas, as trustee, including the Form of 4.950% Senior Note due 2028.	8-K	2/9/2023	4.3	
4.48	Fifth Supplemental Indenture, dated as of February 9, 2023, by and among T-Mobile USA, Inc., the Guarantors (as defined therein) and Deutsche Bank Trust Company Americas, as trustee, including the Form of 5.050% Senior Note due 2033.	8-K	2/9/2023	4.4	
4.49	Sixth Supplemental Indenture, dated as of February 9, 2023, by and among T-Mobile USA, Inc., the Guarantors (as defined therein) and Deutsche Bank Trust Company Americas, as trustee.	8-K	2/9/2023	4.5	
4.50	Seventh Supplemental Indenture, dated as of May 11, 2023, by and among T-Mobile USA, Inc., the Guarantors (as defined therein) and Deutsche Bank Trust Company Americas, as trustee, including the Form of 4.800% Senior Note due 2028.	8-K	5/11/2023	4.3	
4.51	Eighth Supplemental Indenture, dated as of May 11, 2023, by and among T-Mobile USA, Inc., the Guarantors (as defined therein) and Deutsche Bank Trust Company Americas, as trustee	8-K	5/11/2023	4.4	
4.52	Ninth Supplemental Indenture, dated as of May 11, 2023, by and among T-Mobile USA, Inc., the Guarantors (as defined therein) and Deutsche Bank Trust Company Americas, as trustee, including the Form of 5.750% Senior Note due 2054.	8-K	5/11/2023	4.5	
4.53	Tenth Supplemental Indenture, dated as of September 14, 2023, by and among T-Mobile USA, Inc., the Guarantors (as defined therein) and Deutsche Bank Trust Company Americas, as trustee, including the Form of 5.750% Senior Note due 2034.	8-K	9/14/2023	4.2	
4.54	Eleventh Supplemental Indenture, dated as of September 14, 2023, by and among T-Mobile USA, Inc., the Guarantors (as defined therein) and Deutsche Bank Trust Company Americas, as trustee, including the Form of 6.000% Senior Note due 2054.	8-K	9/14/2023	4.3	
4.55	Indenture, dated as of October 1, 1998, by and among Sprint Capital Corporation, Sprint Corporation and The Bank of New York Mellon Trust Company, N.A. (as successor to Bank One, N.A.)	10-Q (SEC File No. 001-04721)	11/2/1998	4(b)	
4.56	First Supplemental Indenture, dated as of January 15, 1999, by and among Sprint Capital Corporation, Sprint Corporation and The Bank of New York Mellon Trust Company, N.A. (as successor to Bank One, N.A.)	8-K (SEC File No. 001-04721)	2/3/1999	4(b)	
4.57	Second Supplemental Indenture, dated as of October 15, 2001, by and among Sprint Capital Corporation, Sprint Corporation and The Bank of New York Mellon Trust Company, N.A. (as successor to Bank One, N.A.)	8-K (SEC File No. 001-04721)	10/29/2001	99	
4.58	Third Supplemental Indenture, dated as of September 11, 2013, by and among Sprint Corporation, Sprint Capital Corporation, Sprint Communications, Inc. and The Bank of New York Mellon Trust Company, N.A. (as successor to Bank One, N.A.)	8-K (SEC File No. 001-04721)	9/11/2013	4.5	

Exhibit No.	Exhibit Description	Incorporated by Reference			Included Herewith
		Form	Date of Filing	Exhibit Number	
4.59	Fourth Supplemental Indenture, dated as of May 18, 2018, by and among Sprint Capital Corporation, Sprint Communications, Inc., and The Bank of New York Mellon Trust Company, N.A. (as successor to Bank One, N.A.)	8-K (SEC File No. 001-04721)	5/18/2018	4.1	
4.60	Fifth Supplemental Indenture, dated as of April 1, 2020, by and among Sprint Capital Corporation, Sprint Communications, Inc., Sprint Corporation, T-Mobile US, Inc., T-Mobile USA, Inc. and The Bank of New York Mellon Trust Company, N.A. (as successor to Bank One, N.A.), as trustee.	10-Q/A	8/10/2020	4.19	
4.61	Sixth Supplemental Indenture, dated as of March 17, 2023, by and among Sprint Capital Corporation, Sprint Communications LLC and The Bank of New York Mellon Trust Company, N.A.	8-K	3/20/2023	4.1	
4.62	Indenture, dated as of September 11, 2013, by and between Sprint Corporation and The Bank of New York Mellon Trust Company, N.A.	8-K (SEC File No. 001-04721)	9/11/2013	4.1	
4.63	Third Supplemental Indenture, dated as of December 12, 2013, by and among Sprint Corporation, Sprint Communications, Inc. and The Bank of New York Mellon Trust Company, N.A.	8-K (SEC File No. 001-04721)	12/12/2013	4.1	
4.64	Fourth Supplemental Indenture, dated as of February 24, 2015, by and among Sprint Corporation, Sprint Communications, Inc. and The Bank of New York Mellon Trust Company, N.A.	8-K (SEC File No. 001-04721)	2/24/2015	4.1	
4.65	Fifth Supplemental Indenture, dated as of February 22, 2018, by and among Sprint Corporation, Sprint Communications, Inc., and The Bank of New York Mellon Trust Company, N.A.	8-K (SEC File No. 001-04721)	2/22/2018	4.1	
4.66	Sixth Supplemental Indenture, dated as of May 14, 2018, by and between Sprint Corporation and The Bank of New York Mellon Trust Company, N.A.	8-K (SEC File No. 001-04721)	5/14/2018	4.1	
4.67	Eighth Supplemental Indenture, dated as of April 1, 2020, by and among Sprint Corporation, Sprint Communications, Inc., T-Mobile US, Inc., T-Mobile USA, Inc. and The Bank of New York Mellon Trust Company, N.A., as trustee.	10-Q/A	8/10/2020	4.36	
4.68	Ninth Supplemental Indenture, dated as of March 17, 2023, by and between Sprint LLC and The Bank of New York Mellon Trust Company, N.A.	8-K	3/20/2023	4.2	
4.69	Indenture, dated as of October 27, 2016, by and among Sprint Spectrum Co LLC, Sprint Spectrum Co II LLC, Sprint Spectrum Co III LLC and Deutsche Bank Trust Company Americas, as Trustee and Securities Intermediary.	8-K (SEC File No. 001-04721)	11/2/2016	4.1	
4.70	First Supplemental Indenture, dated as of March 12, 2018, by and among Sprint Spectrum Co LLC, Sprint Spectrum Co II LLC, Sprint Spectrum Co III LLC and Deutsche Bank Trust Company Americas, as trustee and securities intermediary.	8-K (SEC File No. 001-04721)	3/12/2018	4.1	

Exhibit No.	Exhibit Description	Incorporated by Reference			Included Herewith
		Form	Date of Filing	Exhibit Number	
4.71	Second Supplemental Indenture, dated as of June 6, 2018, to the Indenture, dated as of October 27, 2016, by and among Sprint Spectrum Co LLC, Sprint Spectrum Co II LLC, Sprint Spectrum Co III LLC and Deutsche Bank Trust Company Americas as trustee.	8-K (SEC File No. 001-04721)	6/6/2018	4.1	
4.72	Third Supplemental Indenture, dated as of December 10, 2018, by and among Sprint Spectrum Co LLC, Sprint Spectrum Co II LLC, Sprint Spectrum Co III LLC and Deutsche Bank Trust Company Americas, as trustee and securities intermediary.	10-Q (SEC File No. 001-04721)	1/31/2019	4.1	
4.73	Series 2018-1 Supplement, dated as of March 21, 2018 by and among Sprint Spectrum Co LLC, Sprint Spectrum Co II LLC, Sprint Spectrum Co III LLC and Deutsche Bank Trust Company Americas, as trustee and securities intermediary.	8-K (SEC File No. 001-04721)	3/21/2018	10.1	
4.74	Proxy, Lock-Up and ROFR Agreement, dated as of April 1, 2020, by and between Deutsche Telekom AG and SoftBank Group Corp.	13D	4/2/2020	6	
4.75	Description of Securities.				X
10.1	Master Agreement, dated as of September 28, 2012, among T-Mobile USA, Inc., Crown Castle International Corp., and certain T-Mobile and Crown subsidiaries.	10-Q	8/8/2013	10.1	
10.2	Amendment No. 1, dated as of November 30, 2012, to Master Agreement, dated as of November 30, 2012, among Crown Castle International Corp., and certain T-Mobile and Crown subsidiaries.	10-Q	8/8/2013	10.2	
10.3	Settlement and Amendment No. 2, dated as of May 8, 2014, to Master Agreement, dated as of November 2012, among Crown Castle International Corp., and certain T-Mobile and Crown subsidiaries.	10-K	2/7/2019	10.3	
10.4	Master Prepaid Lease, dated as of November 30, 2012, by and among T-Mobile USA Tower LLC, T-Mobile West Tower LLC, T-Mobile USA, Inc. and CCTMO LLC.	10-Q	8/8/2013	10.3	
10.5	MPL Site Master Lease Agreement, dated as of November 30, 2012, by and among Cook Inlet/V5 GSM IV PCS Holdings, LLC, T-Mobile Central LLC, T-Mobile South LLC, Powertel/Memphis, Inc., Voicestream Pittsburgh, L.P., T-Mobile West LLC, T-Mobile Northeast LLC, Wireless Alliance, LLC, Suncom Wireless Operating Company, L.L.C., T-Mobile USA, Inc. and CCTMO LLC.	10-Q	8/8/2013	10.4	
10.6	First Amendment, dated as of November 30, 2012, to MPL Site Master Lease Agreement, dated as of November 30, 2012, by and among Cook Inlet/V5 GSM IV PCS Holdings, LLC, T-Mobile Central LLC, T-Mobile South LLC, Powertel/Memphis, Inc., Voicestream Pittsburgh, L.P., T-Mobile West LLC, T-Mobile Northeast LLC, Wireless Alliance, LLC, Suncom Wireless Operating Company, L.L.C., T-Mobile USA, Inc. and CCTMO LLC.	10-Q	8/8/2013	10.5	
10.7	Second Amendment, dated as of October 31, 2014, to MPL Site Master Lease Agreement, dated as of November 30, 2012, by and among Cook Inlet/V5 GSM IV PCS Holdings, LLC, T-Mobile Central LLC, T-Mobile South LLC, Powertel/Memphis, Inc., Voicestream Pittsburgh, L.P., T-Mobile West LLC, T-Mobile Northeast LLC, Suncom Wireless Operating Company, L.L.C., T-Mobile USA, Inc.	10-K	2/7/2019	10.7	

Exhibit No.	Exhibit Description	Incorporated by Reference			Included Herewith
		Form	Date of Filing	Exhibit Number	
10.8	Sale Site Master Lease Agreement, dated as of November 30, 2012, by and among Cook Inlet/V5 GSM IV PCS Holdings, LLC, T-Mobile Central LLC, T-Mobile South LLC, Powertel/Memphis, Inc., Voicestream Pittsburgh, L.P., T-Mobile West LLC, T-Mobile Northeast LLC, Wireless Alliance, LLC, Suncom Wireless Operating Company, L.L.C., T-Mobile USA, Inc., T3 Tower 1 LLC and T3 Tower 2 LLC.	10-Q	8/8/2013	10.6	
10.9	First Amendment, dated as of November 30, 2012, to Sale Site Master Lease Agreement, dated as of November 30, 2012, by and among Cook Inlet/V5 GSM IV PCS Holdings, LLC, T-Mobile Central LLC, T-Mobile South LLC, Powertel/Memphis, Inc., Voicestream Pittsburgh, L.P., T-Mobile West LLC, T-Mobile Northeast LLC, Wireless Alliance, LLC, Suncom Wireless Operating Company, L.L.C., T-Mobile USA, Inc., T3 Tower 1 LLC and T3 Tower 2 LLC.	10-Q	8/8/2013	10.7	
10.10	Second Amendment, dated as of October 31, 2014, to Sale Site Master Lease Agreement, dated as of November 30, 2012, by and among Cook Inlet/V5 GSM IV PCS Holdings, LLC, T-Mobile Central LLC, T-Mobile South LLC, Powertel/Memphis, Inc., Voicestream Pittsburgh, L.P., T-Mobile West LLC, T-Mobile Northeast LLC, Suncom Wireless Operating Company, L.L.C., T-Mobile USA, Inc., T3 Tower 1 LLC and T3 Tower 2 LLC.	10-K	2/7/2019	10.10	
10.11	Settlement Technical Closing Agreement, dated as of October 1, 2014, among Crown Castle International Corp., and certain T-Mobile and Crown subsidiaries.	10-K	2/7/2019	10.11	
10.12	Management Agreement, dated as of November 30, 2012, by and among Suncom Wireless Operating Company, L.L.C., Cook Inlet/V5 GSM IV PCS Holdings, LLC, T-Mobile Central LLC, T-Mobile South LLC, Powertel/Memphis, Inc., Voicestream Pittsburgh, L.P., T-Mobile West LLC, T-Mobile Northeast LLC, Wireless Alliance, LLC, Suncom Wireless Property Company, L.L.C., T-Mobile USA Tower LLC, T-Mobile West Tower LLC, CCTMO LLC, T3 Tower 1 LLC and T3 Tower 2 LLC.	10-Q	8/8/2013	10.8	
10.13	Second Amended and Restated Stockholders' Agreement, dated as of June 22, 2020, by and among T-Mobile US, Inc., Deutsche Telekom AG and SoftBank Group Corp.	S-3ASR	6/22/2020	4.2	
10.14	Financing Matters Agreement, dated as of April 29, 2018, by and between T-Mobile USA, Inc. and Deutsche Telekom AG.	8-K	4/30/2018	10.3	
10.15	Letter Agreement, dated as of February 20, 2020, by and among T-Mobile US, Inc., Deutsche Telekom AG and SoftBank Group Corp.	8-K	2/20/2020	10.1	
10.16	License Agreement dated as of April 30, 2013 by and between T-Mobile US, Inc. and Deutsche Telekom AG.	8-K	5/2/2013	10.2	
10.17	Supplemental Agreement, effective as of June 3, 2019, to the License Agreement, dated as of April 30, 2013, by and between T-Mobile US, Inc. and Deutsche Telekom AG.	10-Q	7/26/2019	10.5	
10.18	Amendment No. 1, dated as of April 1, 2020, to the License Agreement, dated as of April 30, 2013, by and between T-Mobile US, Inc. and Deutsche Telekom AG.	8-K	4/1/2020	10.3	
10.19*	Master Network Services Agreement, dated as of July 1, 2020, between T-Mobile USA, Inc., DISH Purchasing Corporation and solely for the purposes of Section 13, DISH Network Corporation.	10-Q	11/5/2020	10.1	
10.20*	License Purchase Agreement, dated as of July 1, 2020, by and between T-Mobile USA, Inc. and DISH Network Corporation.	10-Q	11/5/2020	10.2	

Exhibit No.	Exhibit Description	Incorporated by Reference			Included Herewith
		Form	Date of Filing	Exhibit Number	
10.21*	Amendment, dated as of October 15, 2023, to the License Purchase Agreement, dated as of July 1, 2020, by and between T-Mobile USA, Inc. and DISH Network Corporation, as approved by the Court on October 23, 2023.				X
10.22	Amended and Restated Credit Agreement, dated October 17, 2022, by and among T-Mobile USA, Inc., the lenders, swingline lenders and L/C issuers party thereto, and JPMorgan Chase Bank, N.A., as administrative agent.	10-K	2/14/2023	10.21	
10.23	Guarantee and Collateral Agreement, dated October 27, 2016, among Deutsche Bank Trust Company Americas, Sprint Spectrum PledgeCo LLC, Sprint Spectrum PledgeCo II LLC, Sprint Spectrum PledgeCo III LLC, Sprint Spectrum License Holder LLC, Sprint Spectrum License Holder II LLC and Sprint Spectrum License Holder III LLC.	8-K (SEC File No. 001-04721)	11/2/2016	10.1	
10.24	Intra-Company Spectrum Lease Agreement, dated as of October 27, 2016, among Sprint Spectrum License Holder LLC, Sprint Spectrum License Holder II LLC and Sprint Spectrum License Holder III LLC, Sprint Communications, Inc., Sprint Intermediate HoldCo LLC, Sprint Intermediate HoldCo II LLC, Sprint Intermediate HoldCo III LLC and the guarantors.	8-K (SEC File No. 001-04721)	11/2/2016	10.2	
10.25	First Amendment to Intra-Company Spectrum Lease Agreement, dated as of March 12, 2018, among Sprint Spectrum License Holder, LLC, Sprint Spectrum License Holder II LLC and Sprint Spectrum License Holder III LLC, Sprint Communications, Inc., Sprint Intermediate HoldCo LLC, Sprint Intermediate HoldCo II LLC, Sprint Intermediate HoldCo III LLC.	8-K (SEC File No. 001-04721)	3/12/2018	10.1	
10.26	Second Amendment to Intra-Company Spectrum Lease Agreement, dated as of June 6, 2018, among Sprint Spectrum License Holder, LLC, Sprint Spectrum License Holder II LLC and Sprint Spectrum License Holder III LLC, Sprint Communications, Inc., Sprint Intermediate HoldCo LLC, Sprint Intermediate HoldCo II LLC, Sprint Intermediate HoldCo III LLC, Sprint Corporation and the subsidiary guarantors.	8-K (SEC File No. 001-04721)	6/6/2018	10.1	
10.27	Guarantee Assumption Agreement, dated as of April 1, 2020, by and among Sprint Spectrum License Holder, LLC, Sprint Spectrum License Holder II LLC, Sprint Spectrum License Holder III LLC, T-Mobile, T-Mobile USA and certain subsidiary guarantors.	10-Q/A	8/10/2020	10.13	
10.28	Guarantee Assumption Agreement, dated as of March 30, 2021, by and among Sprint Spectrum License Holder, LLC, Sprint Spectrum License Holder II LLC, Sprint Spectrum License Holder III LLC and certain subsidiary guarantors.	10-Q	8/3/2021	10.3	
10.29	Master Framework Agreement, dated as of June 22, 2020, by and among SoftBank Group Corp., SoftBank Group Capital Ltd, Delaware Project 4 L.L.C., Delaware Project 6 L.L.C., Claire Mobile LLC, Deutsche Telekom AG, T-Mobile US, Inc. and T-Mobile Agent LLC.	8-K	6/26/2020	10.1	
10.30	Term Sheet, dated as of June 15, 2022, by and between the Company and DISH Network Corporation.	10-Q	7/29/2022	10.1	
10.31*	Amended and Restated License Purchase Agreement, dated as of March 30, 2023, by and among T-Mobile USA, Inc., T-Mobile License LLC, Nextel West Corp., and Channel 51 License Co LLC.	10-Q	4/27/2023	10.3	

Exhibit No.	Exhibit Description	Incorporated by Reference			Included Herewith
		Form	Date of Filing	Exhibit Number	
10.32	Amendment No.1, dated as of August 25, 2023, to the Amended and Restated License Purchase Agreement, dated as of March 30, 2023, by and among T-Mobile USA, Inc., T-Mobile License LLC, Nextel West Corp., and Channel 51 License Co LLC and to the License Purchase Agreement, dated as of March 30, 2023, by and among T-Mobile USA, Inc., T-Mobile License LLC, Nextel West Corp., and Channel 51 License Co LLC.	10-Q	10/25/2023	10.1	
10.33*	Amended and Restated License Purchase Agreement, dated as of March 30, 2023, by and among T-Mobile USA, Inc., T-Mobile License LLC, Nextel West Corp., and LB License Co, LLC.	10-Q	4/27/2023	10.4	
10.34	Amendment No.1, dated as of August 25, 2023, to the Amended and Restated License Purchase Agreement, dated as of March 30, 2023, by and among T-Mobile USA, Inc., T-Mobile License LLC, Nextel West Corp., and LB License Co, LLC and to the License Purchase Agreement, dated as of March 30, 2023, by and among T-Mobile USA, Inc., T-Mobile License LLC, Nextel West Corp., and LB License Co, LLC.	10-Q	10/25/2023	10.2	
10.35*	License Purchase Agreement, dated as of March 30, 2023, by and among T-Mobile USA, Inc., T-Mobile License LLC, Nextel West Corp., and Channel 51 License Co LLC.	10-Q	4/27/2023	10.5	
10.36*	License Purchase Agreement, dated as of March 30, 2023, by and among T-Mobile USA, Inc., T-Mobile License LLC, Nextel West Corp., and LB License Co, LLC.	10-Q	4/27/2023	10.6	
10.37*	License Purchase Agreement, dated as of September 12, 2023, by and among T-Mobile USA, Inc., T-Mobile License LLC, T-Mobile US, Inc., Comcast OTR1, LLC, and Comcast Corporation.	10-Q	10/25/2023	10.4	
10.38**	Amended and Restated Employment Agreement, dated as of March 9, 2023, by and between the Company and G. Michael Sievert.	10-Q	4/27/2023	10.2	
10.39*	Form of Indemnification and Advancement Agreement.	10-K	2/8/2018	10.76	
10.40**	T-Mobile US, Inc. Non-Qualified Deferred Executive Compensation Plan (As Amended and Restated Effective as of January 1, 2014).	10-K	2/25/2014	10.39	
10.41**	First Amendment to T-Mobile US, Inc. Non-Qualified Deferred Executive Compensation Plan.	10-K	2/7/2019	10.75	
10.42**	Second Amendment to T-Mobile US, Inc. Non-Qualified Deferred Executive Compensation Plan.	10-K	2/23/2021	10.70	
10.43**	T-Mobile US, Inc. Executive Continuity Plan as Amended and Restated Effective as of January 1, 2014.	8-K	10/25/2013	10.1	
10.44**	T-Mobile US, Inc. 2013 Omnibus Incentive Plan (as amended and restated on August 7, 2013).	10-Q	8/8/2013	10.20	
10.45**	Amendment to T-Mobile US, Inc. 2013 Omnibus Incentive Plan (as amended and restated on August 7, 2013).	Schedule 14A	4/26/2018	Annex A	
10.46**	Annual Incentive Award Notice under the 2013 Omnibus Incentive Plan.	10-Q	5/4/2021	10.4	
10.47**	T-Mobile US, Inc. Amended and Restated 2014 Employee Stock Purchase Plan.	Schedule 14A	4/28/2023	Annex B	
10.48**	Sprint Corporation 2007 Omnibus Incentive Plan.	8-K (SEC File No. 001-04721)	9/20/2013	10.2	

Exhibit No.	Exhibit Description	Incorporated by Reference			Included Herewith
		Form	Date of Filing	Exhibit Number	
10.49**	Sprint Corporation Amended and Restated 2015 Omnibus Incentive Plan.	10-Q (SEC File No. 001-04721)	2/6/2017	10.1	
10.50**	T-Mobile US, Inc. 2023 Incentive Award Plan.	Schedule 14A	4/28/2023	Annex A	
10.51**	Form of Sprint Corporation Evidence of Award 2014 Long-term Incentive Plan Stock Options.	10-Q (SEC File No. 001-04721)	8/8/2014	10.12	
10.52**	Form of Sprint Corporation Award Agreement (awarding stock options) under the Sprint Corporation 2015 Amended and Restated Omnibus Incentive Plan.	10-Q (SEC File No. 001-04721)	8/3/2017	10.3	
10.53**	Form of Restricted Stock Unit Award Agreement (Time-Vesting) for Executive Officers under the Sprint Corporation 2015 Amended and Restated Omnibus Incentive Plan.	10-Q	5/4/2021	10.1	
10.54**	Form of Restricted Stock Unit Award Agreement (Performance-Vesting) for Executive Officers under the Sprint Corporation 2015 Amended and Restated Omnibus Incentive Plan.	10-Q	5/4/2021	10.2	
10.55**	Form of Restricted Stock Unit Award Agreement (Time-Vesting) for Executive Officers under the T-Mobile US, Inc. 2013 Omnibus Incentive Plan.	10-Q	5/6/2020	10.7	
10.56**	Form of Restricted Stock Unit Award Agreement (Performance-Vesting) (Stock Settled) for Executive Officers under the T-Mobile US, Inc. 2013 Omnibus Incentive Plan.	10-Q	5/6/2020	10.8	
10.57**	Form of Restricted Stock Unit Award Agreement for Non-Employee Directors under the T-Mobile US, Inc. 2013 Omnibus Incentive Plan.	8-K	6/4/2013	10.2	
10.58**	Form of Restricted Stock Unit Award Agreement for Non-Employee Directors under the T-Mobile US, Inc. 2023 Incentive Award Plan.	10-Q	7/27/2023	10.4	
10.59**	Form of Restricted Stock Unit Award Agreement (Performance-Vesting) (Cash Settled) for Executive Officers under the T-Mobile US, Inc. 2013 Omnibus Incentive Plan.	10-Q	5/4/2021	10.3	
10.60**	Form of Restricted Stock Unit Award Agreement (Time-Vesting) for Executive Officers under the T-Mobile US, Inc. 2023 Incentive Award Plan.	10-Q	7/27/2023	10.1	
10.61**	Form of Restricted Stock Unit Award Agreement (Performance-Vesting) (Stock Settled) for Executive Officers under the T-Mobile US, Inc. 2023 Incentive Award Plan.	10-Q	7/27/2023	10.2	
10.62**	Form of Restricted Stock Unit Award Agreement (Performance-Vesting) (Cash-Settled) for Executive Officers under the T-Mobile US, Inc. 2023 Incentive Award Plan.	10-Q	7/27/2023	10.3	
10.63**	Amended Director Compensation Program effective as of May 1, 2013 (amended June 4, 2014 and further amended on June 1, 2015, June 16, 2016, June 13, 2017, June 13, 2019 and June 4, 2020).	10-Q/A	8/10/2020	10.30	
10.64**	Employment Agreement, effective October 11, 2021, between T-Mobile US, Inc. and Mark Nelson.	10-Q	5/6/2022	10.1	
21.1	Subsidiaries of Registrant.				X
22.1	List of Guarantor Subsidiaries.				X
23.1	Consent of Deloitte & Touche LLP.				X

Exhibit No.	Exhibit Description	Incorporated by Reference			Included Herewith
		Form	Date of Filing	Exhibit Number	
23.2	Consent of PricewaterhouseCoopers LLP.				X
24.1	Power of Attorney, pursuant to which amendments to this Form 10-K may be filed (included on the signature page contained in Part IV of the Form 10-K).				X
31.1	Certifications of Chief Executive Officer Pursuant to Section 302 of the Sarbanes-Oxley Act of 2002.				X
31.2	Certifications of Chief Financial Officer Pursuant to Section 302 of the Sarbanes-Oxley Act of 2002.				X
32.1***	Certification of Chief Executive Officer Pursuant to Section 906 of the Sarbanes-Oxley Act of 2002.				X
32.2***	Certification of Chief Financial Officer Pursuant to Section 906 of the Sarbanes-Oxley Act of 2002.				X
97.1	T-Mobile US, Inc. Amended and Restated Executive Incentive Compensation Recoupment Policy.				X
101.INS	XBRL Instance Document - the instance document does not appear in the Interactive Data File because its XBRL tags are embedded within the Inline XBRL document.				X
101.SCH	XBRL Taxonomy Extension Schema Document.				X
101.CAL	XBRL Taxonomy Extension Calculation Linkbase Document.				X
101.DEF	XBRL Taxonomy Extension Definition Linkbase Document.				X
101.LAB	XBRL Taxonomy Extension Label Linkbase Document.				X
101.PRE	XBRL Taxonomy Extension Presentation Linkbase Document.				X

104 Cover Page Interactive Data File (the cover page XBRL tags are embedded within the Inline XBRL document).

* Certain confidential information contained in this exhibit has been omitted because it is both (i) not material and (ii) would likely cause competitive harm if publicly disclosed.

** Indicates a management contract or compensatory plan or arrangement.

*** Furnished herewith.

Certain instruments defining the rights of holders of long-term debt securities of the registrant and its consolidated subsidiaries are omitted pursuant to Item 601(b)(4)(iii)(A) of Regulation S-K. The registrant hereby undertakes to furnish to the SEC, upon request, copies of any such instruments.

SIGNATURES

Pursuant to the requirements of the Section 13 or 15(d) of the Securities Exchange Act of 1934, the registrant has duly caused this report to be signed on its behalf by the undersigned, thereunto duly authorized.

T-MOBILE US, INC.

February 2, 2024

/s/ G. Michael Sievert

G. Michael Sievert
Chief Executive Officer

Each person whose signature appears below constitutes and appoints G. Michael Sievert and Peter Osvaldik, and each or any of them, his or her true and lawful attorney-in-fact and agent, each acting alone, with full power of substitution and resubstitution, for him or her and in his or her name, place and stead, in any and all capacities, to sign any or all amendments or supplements (including post-effective amendments) to this Report, and to file the same, with all exhibits thereto, and all documents in connection therewith, with the Securities and Exchange Commission, granting unto said attorney-in-fact and agent, full power and authority to do and perform each and every act and thing requisite and necessary to be done in and about the premises, as fully to all intents and purposes as he or she might or could do in person, hereby ratifying and confirming all that said attorney-in-fact and agent, or his or her substitute or substitutes, may lawfully do or cause to be done by virtue hereof.

Pursuant to the requirements of the Securities Exchange Act of 1934, this report has been signed below by the following persons on behalf of the registrant and in the capacities indicated as of February 2, 2024.

<u>Signature</u>	<u>Title</u>
<u>/s/ G. Michael Sievert</u> G. Michael Sievert	Chief Executive Officer and Director (Principal Executive Officer)
<u>/s/ Peter Osvaldik</u> Peter Osvaldik	Executive Vice President and Chief Financial Officer (Principal Financial Officer)
<u>/s/ Dara Bazzano</u> Dara Bazzano	Senior Vice President, Finance and Chief Accounting Officer (Principal Accounting Officer)
<u>/s/ Timotheus Höttges</u> Timotheus Höttges	Chairman of the Board
<u>/s/ André Almeida</u> André Almeida	Director
<u>/s/ Marcelo Claire</u> Marcelo Claire	Director
<u>/s/ Srikant M. Datar</u> Srikant M. Datar	Director
<u>/s/ Srinivasan Gopalan</u> Srinivasan Gopalan	Director

<u>/s/ Christian P. Illek</u> Christian P. Illek	Director
<u>/s/ James J. Kavanaugh</u> James J. Kavanaugh	Director
<u>/s/ Raphael Kübler</u> Raphael Kübler	Director
<u>/s/ Thorsten Langheim</u> Thorsten Langheim	Director
<u>/s/ Dominique Leroy</u> Dominique Leroy	Director
<u>/s/ Letitia A. Long</u> Letitia A. Long	Director
<u>/s/ Teresa A. Taylor</u> Teresa A. Taylor	Director
<u>/s/ Kelvin R. Westbrook</u> Kelvin R. Westbrook	Director

[THIS PAGE INTENTIONALLY LEFT BLANK]

[THIS PAGE INTENTIONALLY LEFT BLANK]

[THIS PAGE INTENTIONALLY LEFT BLANK]

20

SLT, DIRECTORS AND BOARD COMMIT

SENIOR LEADERSHIP TEAM

MIKE SIEVERT*

President and Chief Executive Officer

NÉSTOR CANO*

Executive Vice President, Transformation, and Chief Information and Digital Officer

ULF EWALDSSON*

President, Technology

CALLIE R. FIELD*

President, Business Group

JONATHAN A. FREIER*

President, Consumer Group

JANICE V. KAPNER

Executive Vice President and Chief Communications and Corporate Responsibility Officer

MICHAEL J. KATZ*

President, Marketing, Strategy and Products

DEEANNE KING*

Executive Vice President and Chief People Officer

SUSAN LOOSMORE

Executive Vice President, Financial Planning and Analysis

MARK W. NELSON*

Executive Vice President and General Counsel

PETER OSVALDIK*

Executive Vice President and Chief Financial Officer

JOHN SAW

Executive Vice President and Chief Technology Officer

OMAR TAZI

Executive Vice President and Chief Product Officer

*Executive Officer

DIRECTORS

TIMOTHEUS HÖTTGES

Chair, Chief Executive Officer, Deutsche Telekom AG

ANDRÉ ALMEIDA

Head of Investment and Portfolio Management, Deutsche Telekom AG

MARCELO CLAURE

Entrepreneur & Investor, Former CEO, SoftBank Group International

SRIKANT M. DATAR

George F. Baker Professor of Administration and Dean of the Faculty, The Graduate School of Business Administration at Harvard University

SRINIVASAN GOPALAN

Managing Director, Telekom Deutschland GmbH

CHRISTIAN P. ILLEK

Chief Finance Officer, Deutsche Telekom AG

JAMES J. KAVANAUGH

Chief Financial Officer, International Business Machines Corporation

RAPHAEL KÜBLER

Senior Vice President of the Corporate Operating Office, Deutsche Telekom AG

THORSTEN LANGHEIM

Member of Board of Management, USA and Group Development, Deutsche Telekom AG

DOMINIQUE LEROY

Member of Board of Management, Europe, Deutsche Telekom AG

23

TEES & STOCKHOLDER INFORMATION

LETITIA A. LONG

Rector, Virginia Tech Board of Visitors, Chair of Board of Intelligence & National Security Alliance

MIKE SIEVERT

President and Chief Executive Officer, T-Mobile US, Inc.

TERESA A. TAYLOR

Chief Executive Officer, Blue Valley Advisors, LLC

KELVIN R. WESTBROOK

President and Chief Executive Officer, KRW Advisors, LLC

BOARD COMMITTEES

AUDIT COMMITTEE

Srikant M. Datar (Chair)
James J. Kavanaugh
Teresa A. Taylor

COMPENSATION COMMITTEE

Kelvin R. Westbrook (Chair)
Marcelo Claure
Srinivasan Gopalan
Christian P. Illek
Raphael Kübler

NOMINATING AND CORPORATE GOVERNANCE COMMITTEE

Teresa A. Taylor (Chair)
Dominique Leroy
Letitia A. Long

EXECUTIVE COMMITTEE

Timotheus Höttges (Chair)
Marcelo Claure
Christian P. Illek
Raphael Kübler
Thorsten Langheim
Mike Sievert

CEO SELECTION COMMITTEE

Timotheus Höttges (Chair)
Marcelo Claure
Christian P. Illek
Thorsten Langheim
Teresa A. Taylor

TRANSACTION COMMITTEE

Thorsten Langheim (Chair)
Marcelo Claure
Srinivasan Gopalan
Christian P. Illek
Mike Sievert
Kelvin R. Westbrook

STOCKHOLDER INFORMATION

CORPORATE HEADQUARTERS

12920 SE 38th St.
Bellevue, WA 98006
Phone: 1-800-318-9270

WEBSITE

www.T-Mobile.com

TRANSFER AGENT

Equiniti Group
PO Box 500
Newark, NJ 07101
Phone: 1-800-499-8410

STOCK EXCHANGE

T-Mobile US, Inc.
Common stock trades on the NASDAQ Global Select Market

T-MOBILE US, INVESTOR RELATIONS

3655 131st Ave. SE
Bellevue, WA 98006
investor.relations@T-Mobile.com

ANNUAL REPORT

The 2023 Annual Report is available online at investor.T-Mobile.com. Stockholders may receive copies without charge by contacting Investor Relations.

T