

35

35 YEARS OF
PROTECTING PEOPLE,
PRODUCTS AND
ENVIRONMENTS



35

35 YEARS OF
PROTECTING PEOPLE,
PRODUCTS AND
ENVIRONMENTS

CORPORATE PROFILE

Alpha Pro Tech, Ltd. (the Company) is in the business of protecting people, products and environments. The Company accomplishes this by being a leading designer, developer, manufacturer and marketer of high-value disposable protective apparel, building supply, infection control and other products for the medical, dental, cleanroom, pharmaceutical, industrial safety, construction supply and consumer markets.

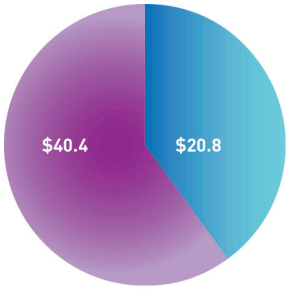
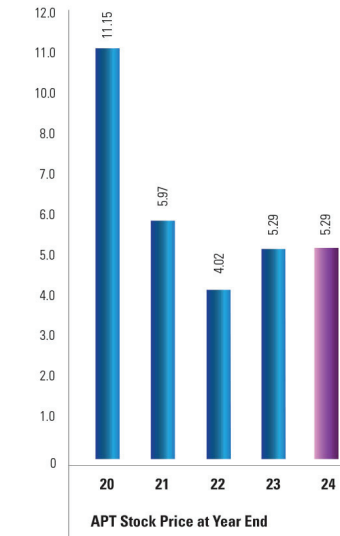
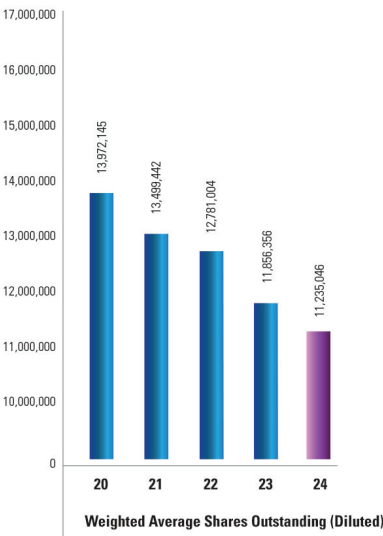
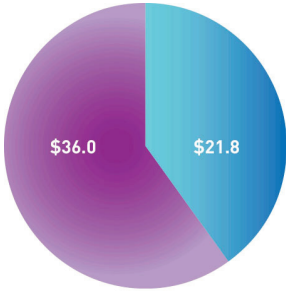
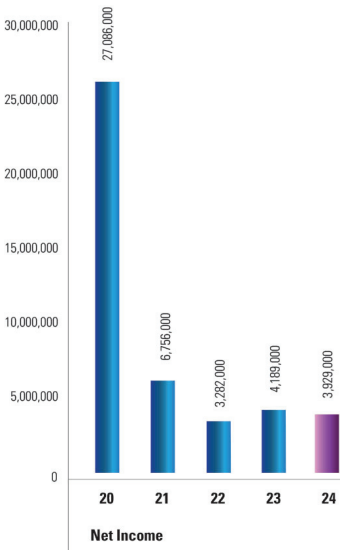
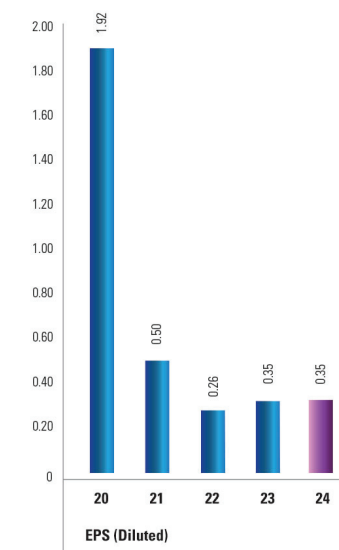
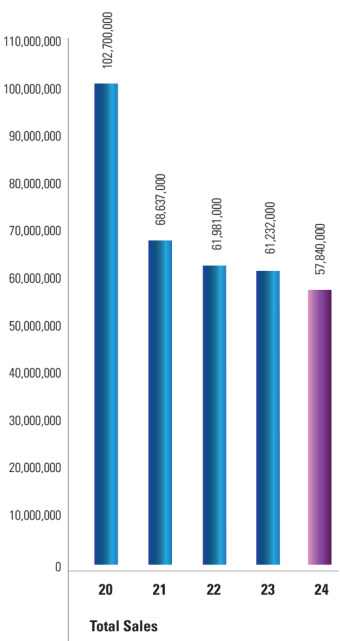
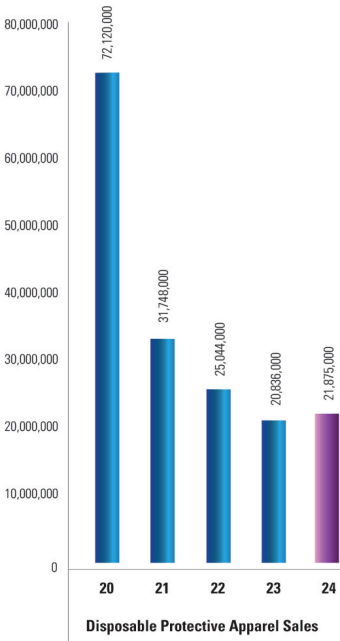
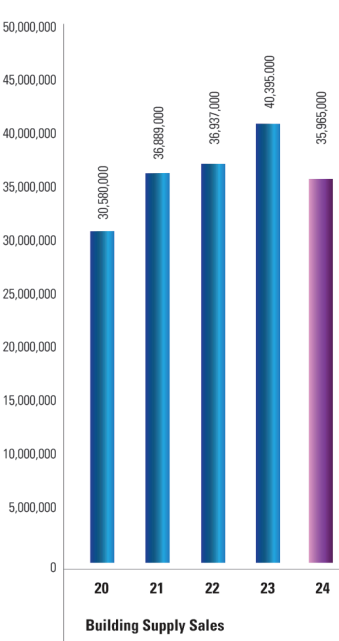
The Company's growth strategy is to provide innovative solutions to its customers and create meaningful value for its shareholders. Alpha Pro Tech has a reputation of combining extensive research and development with the highest levels of responsiveness, quality, safety and reliability.

Alpha Pro Tech's manufacturing facilities and offices are located in Arizona and Georgia in the United States, as well as in Canada and India.

TABLE OF CONTENTS

- 1 Financial Highlights
- 2 To Our Shareholders
- 4 Apparel, Masks & Shields
- 6 Building Products
- Corporate Information
- Financials

FINANCIAL HIGHLIGHTS



**TO OUR
SHAREHOLDERS**



Lloyd Hoffman
President and
Chief Executive Officer

35 YEARS OF PROTECTING PEOPLE, PRODUCTS AND ENVIRONMENTS

Dear Shareholders,

I am pleased to present Alpha Pro Tech's Annual Report for the fiscal year ended December 31, 2024. This year has been characterized by resilience and improved operational efficiencies, as we continue our mission to deliver high-quality protective solutions and building supply products that safeguard lives, protect property, and drive sustainable growth.

Financial Performance

In 2024, Alpha Pro Tech achieved net sales of \$57.8 million, a decrease of 5.5% compared to the previous year. Despite this modest decline, the Company achieved a 230 basis point gross profit margin percentage increase in 2024, which was a significant driver in matching 2023's full year earnings per share of \$0.35 per share on \$3.4 million less revenue.

The Company ended 2024 with cash of \$18.6 million compared to \$20.4 million as of December 31, 2023. We spent approximately \$4.5 million in our stock buyback program repurchasing 831,000 shares of common stock, or 7.7% of the total shares outstanding at year-end, and increased our inventory levels on hand by over \$2.6 million.

Building Supply Segment

Our Building Supply segment faced challenges during the year, with single-family housing starts down 4.4% and multi-family housing starts down 11.3% in 2024 compared to 2023. Despite the macro softness in housing, the Company increased sales with 14 of our top 15 customers compared to 2023, a testament to the hard work and commitment of our sales team, which was expanded in late 2024 with the addition of two territory managers that will assist in strengthening relationships with our customers and driving new business. We expect growth in the Building Supply segment in the coming year, as the projected number of housing starts in 2025 is expected to increase, however, there continues to be uncertainty in housing starts and the economy in general that could affect this segment.

Disposable Protective Apparel Segment

Sales of disposable protective apparel increased by 5.0% in 2024 despite softer sales in the fourth quarter, driven by further integration and growth among some of our largest regional channel partners, as well as new distribution agreements with regional and national channel partners that provided for an enhanced level of engagement and mutual growth incentives. In addition, we signed a new agreement with our largest international channel partner and achieved elevated status, named as a preferred supplier going forward. We believe this achievement will provide growth opportunities, and management expects overall continued growth for the Disposable Protective Apparel segment in 2025.

Looking Ahead

As we look to 2025 and beyond, our strategy remains clear: continue to innovate, invest in operational excellence, and expand our market reach. We are excited about the opportunities ahead and on behalf of the Board of Directors and the entire Alpha Pro Tech team, I extend my deepest gratitude to our shareholders for your continued support and trust.

Sincerely,

Lloyd Hoffman
President and
Chief Executive Officer

35 YEARS OF PROTECTING PEOPLE, PRODUCTS AND ENVIRONMENTS

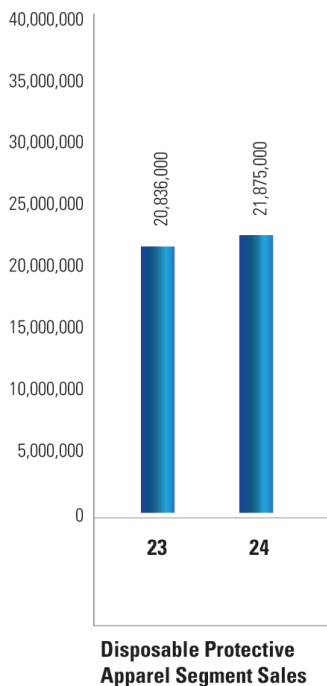
APPAREL, MASKS & SHIELDS

For 35 years, and counting, Alpha Pro Tech has been in the business of manufacturing a broad array of disposable protective apparel for the express purpose of protecting People, Products and Environments!

Alpha Pro Tech is a leader in providing innovative products in concert with and distributed through authorized regional and global channel partners. Together, we serve the clean room and controlled environment market, electronics and semi-conductor market, pharmaceutical and medical device market, and the general industrial space. Across all market segments, we strive to collaborate and create strong sales, marketing, and operational alignment in an effort to achieve organic sales growth and customer retention. Under our Critical Cover® brand, Alpha Pro Tech's singular focus lies within the design and manufacture of superior performing products, and delivering high value to every customer.

Our Critical Cover® offering consists of disposable protective garments, such as coveralls, lab coats, shoe covers and bouffants. Complementing our disposable apparel portfolio is a full line of single-use protective face masks, face shields, and other ancillary products, including a NIOSH-approved N95 Respirator that is manufactured in the United States! We primarily sell these products into the dental and healthcare markets for the express purpose of protecting healthcare workers and their patients. In this space, we work closely with local, regional and global dental and medical distributors.

Alpha Pro Tech is dedicated to manufacturing the highest quality disposable apparel and facial protection products. We strive to maintain a leadership position with new and innovative materials and designs and are excited about what the next 35 years will bring!





Alpha Pro Tech garments are available in a wide selection of materials and configurations to protect the wearer as needed.

35 YEARS OF PROTECTING PEOPLE, PRODUCTS AND ENVIRONMENTS

BUILDING PRODUCTS

As we celebrate 35 years of growth and innovation, we take a moment to reflect on our history and look forward to the future. Alpha Pro Tech entered the market with a simple yet powerful vision: to provide high-quality products that protect people, products, and the environment. Starting with a single synthetic roof underlayment and two housewrap/weather resistive barrier (WRB) products, we set out to deliver products that prioritized safety, sustainability, and performance.

Our commitment to the core values of protecting people, products, and the environment has guided us every step of the way. From the beginning, we understood that the integrity of our products could have a lasting impact on both the built environment and the world around us. We focused on producing products that not only perform at the highest level but also align with social and environmental responsibility.

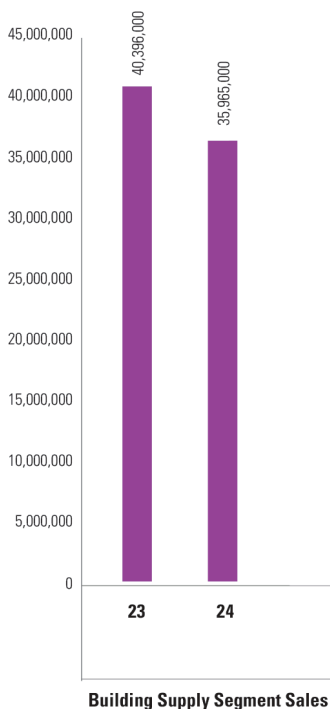
Over the years, we have grown our synthetic roof underlayment category, incorporating recyclable materials to reduce reliance on asphalt-based products. These innovations not only protect the environment but also increase jobsite safety with best-in-class tear resistance. Meanwhile, our WRB product line has evolved into one of the most comprehensive in the industry, offering solutions for virtually every climate condition and exterior cladding type.

The challenges presented by COVID-19 reshaped the building materials industry, with product availability being one of the most pressing issues. In response, Alpha Pro Tech made strategic capital investments to expand our production capacity, ensuring that we could meet rising demand and continue to protect both people and properties. Additionally, we introduced system warranties for our WRB products across residential and commercial applications, a testament to our commitment to building safer, healthier spaces. Builders, contractors and specifiers are now embracing these warranties in a wide range of projects, from manufactured homes to multi-family residential and commercial buildings.

As pioneers in the synthetic roof underlayment market, we continue to innovate and introduce new products that meet evolving industry needs. In 2023, we proudly launched two products that expanded our roofing product category to include self-adhered products: TECHNOplus Ice & Water and REX High Temp. With our extensive expertise and vertical integration, we have expanded beyond essential roofing components to offer these high-performance underlayment products. These additions have driven substantial growth within our distribution network and opened new opportunities for our contractors. We are excited to build on these products with future product launches that will further elevate industry standards and deliver value to our partners.


Our investments in people and education have also driven our growth and success. In 2022, we launched a training program for architects and specifiers, helping to elevate the industry's understanding of our products and their benefits. In 2023, we took this initiative further by dedicating a team to focus on the commercial and multi-family sectors. This investment in education is not only building stronger relationships with industry stakeholders but is also driving measurable results as we work together to create healthier and more sustainable living and working environments.

As we reflect on our 35-year legacy of protecting people, products and the environment, we are more determined than ever to raise the bar for the building industry. Our global commitment to responsible sourcing, high-quality manufacturing, and environmental sustainability remains steadfast. Moving forward, we will continue to expand our product portfolio, enhance educational programs and push the boundaries of innovation. Together, with our partners, we are building a future where safety, sustainability, and performance come first.





From single family to multi-family developments, our system has you covered in every direction, from the walls to the roof.



UNITED STATES
SECURITIES AND EXCHANGE COMMISSION
Washington, D.C. 20549

FORM 10-K

☒ **Annual Report Pursuant to Section 13 or 15(d) of the Securities Exchange Act of 1934**
For the fiscal year ended December 31, 2024

or
☐ **Transition Report Pursuant to Section 13 or 15(d) of the Securities Exchange Act of 1934**
For the transition period from to

Commission file number: 001-15725

ALPHA PRO TECH, LTD.
(Exact Name of Registrant as Specified in Its Charter)

Delaware
(State or Other Jurisdiction of Incorporation or Organization)

63-1009183
(I.R.S. Employer Identification No.)

53 Wellington Street East, Aurora Ontario, L4G 1H6
(Address of Principal Executive Offices, including zip code)

Registrant's telephone number, including area code: 905-479-0654

Securities registered pursuant to Section 12(b) of the Act:

Title of each class	Trading Symbol(s)	Name of each exchange on which registered
Common Stock, \$0.01 par value	APT	NYSE American

Securities registered pursuant to Section 12(g) of the Act: None

Indicate by check mark if the registrant is a well-known seasoned issuer, as defined in Rule 405 of the Securities Act. Yes ☐ No ☒

Indicate by check mark if the registrant is not required to file reports pursuant to Section 13 or Section 15(d) of the Act. Yes ☐ No ☒

Indicate by check mark whether the registrant (1) has filed all reports required to be filed by Section 13 or 15(d) of the Securities Exchange Act of 1934 during the preceding 12 months (or for such shorter period that the registrant was required to file such reports), and (2) has been subject to such filing requirements for the past 90 days. Yes ☒ No ☐

Indicate by check mark whether the registrant has submitted electronically every Interactive Data File required to be submitted pursuant to Rule 405 of Regulation S-T (§ 232.405 of this chapter) during the preceding 12 months (or for such shorter period that the registrant was required to submit such files). Yes ☒ No ☐

Indicate by check mark whether the registrant is a large accelerated filer, an accelerated filer, a non-accelerated filer, a smaller reporting company, or emerging growth company. See the definitions of “large accelerated filer,” “accelerated filer,” “smaller reporting company,” and “emerging growth company” in Rule 12b-2 of the Exchange Act:

Large accelerated filer ☐ Accelerated filer ☐
Non-accelerated filer ☒ Smaller reporting company ☒
Emerging growth company ☐

If an emerging growth company, indicate by check mark if the registrant has elected not to use the extended transition period for complying with any new or revised financial accounting standards provided pursuant to Section 13(a) of the Exchange Act. ☐

Indicate by check mark whether the registrant has filed a report on and attestation to its management’s assessment of the effectiveness of its internal control over financial reporting under Section 404(b) of the Sarbanes-Oxley Act (15 U.S.C. 7262(b)) by the registered public accounting firm that prepared or issued its audit report. ☒

If securities are registered pursuant to Section 12(b) of the Act, indicate by check mark whether the financial statements of the registrant included in the filing reflect the correction of an error to previously issued financial statements. ☐

Indicate by check mark whether any of those error corrections are restatements that required a recovery analysis of incentive-based compensation received by any of the registrant’s executive officers during the relevant recovery period pursuant to § 240.10D-1(b). ☐

Indicate by check mark whether the registrant is a shell company (as defined in Rule 12b-2 of the Act). Yes ☐ No ☒

The aggregate market value of voting stock held by non-affiliates of the registrant as of June 30, 2024, was \$52,318,013.

As of February 28, 2025, the registrant had outstanding 10,873,415 shares of common stock.

DOCUMENTS INCORPORATED BY REFERENCE

Portions of the registrant’s definitive Proxy Statement for the 2025 Annual Meeting of Shareholders are incorporated by reference into Part III of this Form 10-K.

ALPHA PRO TECH, LTD.
INDEX TO ANNUAL REPORT ON FORM 10-K

	Page
Special Note Regarding Forward-Looking Statements	3
Special Note Regarding Smaller Reporting Company Status	3
 PART I:	 3
Item 1. Business	3
General.....	3
Business	3
Strategy	4
Products	4
Markets	5
Distribution	5
Financial Information About Geographic Areas	6
Manufacturing	6
Competition	7
Regulatory Requirements	7
Patents and Trademarks	7
Human Capital.....	7
Available Information	8
Item 1A. Risk Factors	8
Item 1B. Unresolved Staff Comments	12
Item 1C. Cybersecurity	13
Item 2. Properties	14
Item 3. Legal Proceedings	14
Item 4. Mine Safety Disclosures	15
 PART II:	 15
Item 5. Market for Registrant’s Common Equity, Related Shareholder Matters and Issuer Purchases of Equity Securities	15
Item 6. (Reserved).....	16
Item 7. Management’s Discussion and Analysis of Financial Condition and Results of Operations	16
Item 7A. Quantitative and Qualitative Disclosures About Market Risk	22
Item 8. Financial Statements and Supplementary Data	22
Item 9. Changes in and Disagreements with Accountants on Accounting and Financial Disclosure	45
Item 9A. Controls and Procedures	45
Item 9B. Other Information	45
Item 9C. Disclosure Regarding Foreign Jurisdictions that Prevent Inspections.....	45
 PART III:	 46
Item 10. Directors, Executive Officers and Corporate Governance	46
Item 11. Executive Compensation	46
Item 12. Security Ownership of Certain Beneficial Owners and Management and Related Shareholder Matters	46
Item 13. Certain Relationships and Related Transactions, and Director Independence	47
Item 14. Principal Accountant Fees and Services	47
 PART IV:	 47
Item 15. Exhibits and Financial Statement Schedules	47
Item 16. Form 10-K Summary.....	47
 Exhibit Index	 48
 Signatures	 50

PART I

SPECIAL NOTE REGARDING FORWARD-LOOKING STATEMENTS

This Annual Report on Form 10-K contains forward-looking statements that are made pursuant to the “safe harbor” provisions of the Private Securities Litigation Reform Act of 1995. Forward-looking statements involve risks, uncertainties and assumptions as described from time to time in registration statements, annual reports and other periodic reports and filings of the Company (as defined below) filed with the Securities and Exchange Commission (“SEC”). Forward-looking statements include statements concerning our plans, objectives, goals, strategies, future events, future revenues or performance, capital expenditures, financing needs, plans or intentions, including, without limitation, our expected orders, new products, production levels and sales in 2025 and other information that is not historical information. All statements, other than statements of historical facts that address the Company’s expectations of sources of capital or that express the Company’s expectations for the future with respect to financial performance or operating strategies or results can be identified as forward-looking statements. As a result, there can be no assurance that the Company’s future results will not be materially different from those described herein as “expected,” “anticipated,” “forecasted,” “estimated,” “believed,” “predicted,” “intended,” “planned,” “potential,” “may,” “continue” or “should,” or using variations of such words or similar expressions, which reflect the current views of the Company with respect to future events. We caution readers that these forward-looking statements speak only as of the date hereof. The Company hereby expressly disclaims any obligation or undertaking to release publicly any updates or revisions to any such statements to reflect any change in the Company’s expectations or any change in events, conditions or circumstances on which such statements are based.

Any expectations based on these forward-looking statements are subject to risks and uncertainties. These risks and other factors include, but are not limited to, those listed in this report under “Risk Factors,” “Management’s Discussion and Analysis of Financial Condition and Results of Operations,” and elsewhere in this report. These and many other factors could affect the Company’s future operating results and financial condition and could cause actual results to differ materially from expectations based on forward-looking statements made in this document or elsewhere by the Company or on its behalf.

SPECIAL NOTE REGARDING SMALLER REPORTING COMPANY STATUS

We are filing this Annual Report on Form 10-K as a “smaller reporting company” (as defined in Rule 12b-2 of the Securities Exchange Act of 1934, as amended) based on our public float (the aggregate market value of our common stock equity held by non-affiliates of the Company) as of the last business day of our second fiscal quarter of 2024. As a result of being a smaller reporting company, we are not required to provide certain disclosure in this Annual Report on Form 10-K. Where information is being omitted or reduced in this Annual Report on Form 10-K based on our smaller reporting company status, we have made a special notation herein.

Item 1. Business.

GENERAL

ALPHA PRO TECH, LTD. (“Alpha Pro Tech,” the “Company,” “we,” “our” or “us”) is the parent company of Alpha Pro Tech, Inc. and Alpha ProTech Engineered Products, Inc. The Company was incorporated in the State of Delaware on July 1, 1994, as a successor to a business that was organized in 1983. Our executive offices are located at 53 Wellington Street East, Aurora, Ontario, Canada L4G 1H6, and our telephone number is (905) 479-0654. Our website is located at www.alphaprotech.com.

The Company continued to qualify as a smaller reporting company at the measurement date for determining such qualification during 2024. According to the disclosure requirements for smaller reporting companies, the Company has included consolidated balance sheets as of December 31, 2024 and 2023, and consolidated statements of income, comprehensive income, shareholders’ equity and cash flows for each of the two years in the period ended December 31, 2024.

BUSINESS

Alpha Pro Tech is in the business of protecting people, products and environments. We accomplish this by developing, manufacturing and marketing a line of high-value, disposable protective apparel and infection control products for the cleanroom, industrial, pharmaceutical, medical and dental markets through our wholly-owned subsidiary, Alpha Pro Tech, Inc. We also manufacture a line of building supply construction weatherization products through our wholly-owned subsidiary, Alpha ProTech Engineered Products, Inc. Our products are sold under the Alpha Pro Tech brand name, as well as under private label.

Our products are grouped into two business segments: (1) the Building Supply segment, consisting of construction weatherization products, such as housewrap, housewrap accessories including window and door flashing and seam tape, synthetic roof underlayment and synthetic roof underlayment accessories, as well as other woven materials; and (2) the Disposable Protective Apparel segment, consisting of disposable protective garments (including shoe covers, bouffant caps, coveralls, gowns, frocks and lab coats), face masks and face shields. All financial information presented in this report reflects the current segmentation.

STRATEGY

Our principal strategy focuses on developing, producing and marketing differentiated, innovative high value products that protect people, products and environments. Our key sales growth strategies are based on communicating directly with end users and developing innovative products to suit individual end users' needs.

Our products are used primarily in cleanrooms, industrial safety manufacturing environments and health care facilities, such as hospitals, laboratories and dental offices, as well as residential and multi-family building and re-roofing sites. Our products are distributed principally in the United States of America ("United States" or "U.S.") through a network consisting of purchasing groups, national distributors, local distributors, independent sales representatives, and our own sales and marketing force.

PRODUCTS

Our principal products are grouped into two business segments:

Building Supply:

- Housewrap
- Housewrap accessories: window and door flashing and seam tape
- Synthetic roof underlayment
- Synthetic roof underlayment accessories: self-adhered roof underlayment
- Other woven material

Disposable Protective Apparel:

- Shoecovers
- Bouffant caps
- Gowns
- Coveralls
- Lab coats
- Frocks
- Face masks
- Face shields

Building Supply

The Building Supply segment consists of a line of construction supply weatherization products, namely housewrap, housewrap accessories, synthetic roof underlayment and synthetic roof underlayment accessories, as well as other woven material. This line of products is a natural extension of our core capabilities: creating proprietary products designed to protect people and environments.

The usage of these construction supply weatherization products offers great advantages in decreasing the time that it takes to construct a home, as well as reducing costs. The housewrap, under the trademark REX™, offers a weather resistant barrier and, to the homeowner, years of lower energy consumption. REX Wrap® and REX Wrap Plus® are woven and coated polypropylene micro perforated weather resistant barriers, and REX™ Wrap Fortis with JX ALTA 360° Drainage Technology™ is a one-of-a-kind breathable product that uniquely enables the drainage of water in every direction to protect buildings from the elements much better, we believe, than a traditional housewrap, while decreasing job site material waste, simplifying installation to reduce labor and allowing fewer products to be carried onto the job site. Our housewrap accessories include REXTREME Window and Door Flashing, which provides a tight seal from air and moisture around windows and doors and REX™ Premium Seam Tape which is a high-strength film that helps to seal all seams on housewrap applications.

The proprietary synthetic roof underlayment, REX SynFelt®, has the ability to resist the environment, as opposed to conventional organic roofing underlayment that is prone to rapid degradation and mold growth. We also manufacture and distribute REX TECHNOply® and TECHNO SB®, economy versions of our synthetic roof underlayment, to capture market share in the lower end of the market. These products are manufactured in our manufacturing facility in Valdosta, Georgia and through our joint venture in India, as described in more detail below under "Manufacturing." Our synthetic roof underlayment accessories consist of our new self-adhered TECHNOplus which provides an additional layer of protection and aids in prevention of damage caused by ice dams and wind driven rain, and REX Ultra HT which is designed to deal with roofing's most demanding installation conditions and high temperature applications.

Disposable Protective Apparel

The Disposable Protective Apparel segment consists of a complete line of disposable protective garments (shoecovers, bouffant caps, coveralls, gowns, frocks and lab coats), as well as face masks and face shields.

Our goal in the design and manufacture of all our disposable protective garments is to keep the wearer cool, clean and comfortable and to provide the right level of protection for the wearer and the wearer's environment. To achieve this, we offer a comprehensive selection of materials and garment designs to meet a wide range of application requirements. Our materials are clean and durable and offer the wearer a great comfort level. Our products are offered using proprietary materials such as ChemTech®, BarrierTech®, ComforTech®, AlphaGuard®, GenPro®, UltraGrip™, SafeStep®, MaxGrip®, AquaTrak®, SureGrip®, NuTech® and NaviTrak®.

The vast majority of the disposable protective garments are manufactured through our joint venture in India, and, to a much lesser extent, by other contract manufacturers in Asia and Mexico, as described in more detail below under "Manufacturing." Certain proprietary products are made using materials supplied by us.

Our face masks come in a wide variety of filtration efficiencies and styles. Our patented Positive Facial Lock® feature provides a custom fit to the face to prevent blow-by for better protection. The term "blow-by" is used to describe the potential for infectious material to enter or escape a face mask without going through the filter as a result of gaps or openings in the face mask. Our Magic Arch® feature holds the mask away from the nose and mouth, creating a comfortable breathing chamber.

Our N-95 Particulate Respirator National Institute for Occupational Safety and Health ("NIOSH") approved face mask, which incorporates both the Positive Facial Lock® feature and the Magic Arch® feature, has historically experienced increased demand during outbreaks of infectious disease, such as SARS in 2003, Bird Flu in 2006, H1N1 in 2009 and COVID-19 in 2020, to combat the spread of these diseases.

All eye shields are made from an optical-grade polyester film and have a permanent anti-fog feature. This provides the wearer with extremely lightweight, distortion-free protection that can be worn for hours, and the eye shields will not fog up from humidity and/or perspiration. An important feature of all face masks and eye and face shields is that they are disposable, which eliminates the possibility of cross infection between patients and saves consumers, such as hospitals, the expense of sterilization after every use.

As described in more detail below under "Manufacturing," our face masks are primarily manufactured in our facility in Nogales, Arizona. Our eye shields are also produced in our facility in Nogales, Arizona and assembled by a subcontractor in Mexico.

All of our disposable protective apparel products, including face masks and face shields, are sold through similar distribution channels, are single-use and disposable, have the purpose of protecting people, products and environments, and have to be produced in Food and Drug Administration ("FDA") approved facilities, regardless of the market served.

The Company's products are sold under the "Alpha Pro Tech" brand name and under private label, and they are predominantly sold in the U.S.

Financial information related to the two segments can be found in Note 14 to our consolidated financial statements.

MARKETS

Our products are sold to the following markets: (i) construction weatherization products (building supply products) are sold to construction supply and roofing distributors, and (ii) disposable protective apparel products are sold to the industrial, cleanroom, medical and dental markets.

Our target customers are construction building supply and roofing distributors; companies in pharmaceutical manufacturing, bio-pharmaceutical manufacturing, medical device manufacturing, lab animal research, and high technology electronics manufacturing (which includes the semi-conductor market); and medical and dental distributors.

DISTRIBUTION

We rely primarily on a network of independent distributors for the sale of our products. We generally do not have a material amount of backlog orders, as orders are usually placed for shipment and shipped within 30 days. Appropriate levels of inventories are maintained to supply distributors on a timely basis. From time to time, we will stockpile inventory for periods of unusually high demand.

Disruptions in the supply chain have created occasional backlogs of unfulfilled orders for our personal protective equipment ("PPE") products and certain of our building supply products, and uncertainty in the timing of deliveries and fulfillment of backlogged orders can occur from time to time.

Standard payment terms are net 30 days from the date of shipment. All pricing and payment for our products are in U.S. dollars. Authorized returns must be unopened, in good condition and in the original carton and may be returned within 90 days of the original date of shipment. All authorized returns are subject to a restocking fee of 20% of the original invoice.

FINANCIAL INFORMATION ABOUT GEOGRAPHIC AREAS

The following table summarizes the Company's net sales by geographic region for the Company's last two years. All amounts have been rounded to the nearest thousand.

	Years Ended December 31,	
	2024	2023
Net sales by geographic region		
United States	\$ 57,211,000	\$ 60,882,000
International	629,000	350,000
Consolidated net sales	<u>\$ 57,840,000</u>	<u>\$ 61,232,000</u>

Net sales by geographic region are based on the countries in which our customers are located. International sales include sales primarily to Canada and Costa Rica during 2024 and Canada and Japan in 2023. All sales are in U.S. dollars. For the years ended December 31, 2024 and 2023, the Company did not generate sales from any single country, except the United States, that were significant to the Company's consolidated net sales.

The following table summarizes the locations of the Company's long-lived assets by geographic region as of December 31, 2024 and 2023.

	December 31,	
	2024	2023
Long-lived assets by geographic region		
United States	\$ 7,325,000	\$ 4,340,000
International	1,195,000	1,247,000
Consolidated total long-lived assets	<u>\$ 8,520,000</u>	<u>\$ 5,587,000</u>

MANUFACTURING

Our wholly-owned subsidiary, Alpha ProTech Engineered Products, Inc., manufactures and distributes a line of construction weatherization products for the Building Supply segment, comprised primarily of housewrap, housewrap accessories, synthetic roof underlayment and synthetic roof underlayment accessories. Alpha ProTech Engineered Products, Inc. operates in a 165,400 square foot facility in Valdosta, Georgia.

Alpha ProTech Engineered Products, Inc. has a 41.66% ownership interest in a joint venture with Maple Industries and associates, a manufacturer in India, for the production of Building Supply segment products, such as housewrap and synthetic roof underlayment products, in a semi-finished state, and the production of Disposable Protective Apparel segment products. The name of the joint venture is Harmony Plastics Private Limited ("Harmony"). For a description of our relationship with Harmony see Note 6 to our consolidated financial statements. Harmony has four facilities in India, three owned and one rented. The owned facilities consist of (i) a 139,000 square foot building for use in the manufacturing of building products, (ii) a 121,000 square foot facility for use in the manufacturing of coated material and the sewing of proprietary disposable protective apparel, and (iii) a 23,000 square foot facility for use in the sewing of proprietary disposable protective apparel. The rented building is a 159,000 square foot facility for use in the manufacturing of Building Supply segment products.

We manufacture, cut, warehouse and ship disposable protective apparel products and face shields in a 137,500 square foot facility in Nogales, Arizona. The majority of the apparel products are manufactured by contract manufacturers in Asia and, to a much lesser extent, the face shields are manufactured by a contract manufacturer in Mexico. These goods are manufactured pursuant to our specifications and quality assurance guidelines. Certain proprietary products are being made in Asia using materials supplied by us.

We have encountered over the last several years a number of constraints within our supply chain due to raw material and labor shortages, as well as shipping delays. At times, these constraints have limited our ability to satisfy customer demand. Although we continue to work to alleviate these supply chain issues by securing additional supply sources, in the event of subsequent shutdowns, shortages or delays, our production and sales could be further impacted. Our business is not subject to significant seasonal considerations, although it is necessary for us to have adequate raw materials and finished inventory in stock.

COMPETITION

We face substantial competition from numerous companies, including many companies with greater marketing and financial resources. Our major competitors in the construction supply weatherization market are DuPont and Berry Global for housewrap and Owens Corning and GAF for synthetic roof underlayment. Our major competitor in the medical and dental markets is Kimberly-Clark Corporation of Fort Worth, Texas. Other large competitors include 3M Company, Johnson & Johnson, White Knight Engineered Products (Precept Medical Products, Inc.), Cardinal Health, Inc. and Medline Industries Inc. Our major competitors in the industrial and cleanroom market are our former largest distributor, VWR International, LLC, Kimberly-Clark Corporation, 3M Company, Kappler, Inc., DuPont and Allegiance Healthcare Corporation. VWR International, LLC, Cardinal Health, Inc. and Medline Industries Inc. are also distributors of our products. The principal methods and elements of competition include brand recognition and loyalty, product innovation, quality and performance, price, and marketing and distribution capabilities. We believe that we have been able to compete successfully, driven by the combination of our brand and product dependability and quality, manufacturing capabilities, and product innovations, as well as on the breadth of our offerings to customers.

For additional discussion of the competitive environment in which we conduct our business, see Part I, Item 1A, “Risk Factors – Risks Related to Our Industry.”

REGULATORY REQUIREMENTS

We are not required to obtain regulatory approval from the U.S. FDA with respect to the sale of our products. Our products are, however, subject to prescribed good manufacturing practices as defined by the FDA, and our manufacturing facilities are inspected by the FDA every two years to ensure compliance with such good manufacturing practices. We are marketing an N-95 Particulate Respirator face mask that meets the Occupational Safety and Health Administration (OSHA) respirator guidelines and has been approved by the National Institute for Occupational Safety and Health (NIOSH). This product is designed to help prevent the inhalation of the tuberculosis bacteria.

Our operations are subject to federal, state and local laws, regulations and ordinances relating to various environmental, health and safety matters. We believe that our operations are in compliance with, or we are taking actions designed to ensure compliance with, these laws, regulations, and ordinances. However, the nature of our operations exposes us to the risk of claims concerning non-compliance with environmental, health, and safety laws or standards, and there can be no assurance that material costs or liabilities will not be incurred in connection with those claims. We are not currently named as a party in any judicial or administrative proceeding relating to environmental, health, and safety matters, and we currently have no anticipated capital expenditures for environmental projects that are expected to have a material effect on our financial condition, results of operations or liquidity.

PATENTS AND TRADEMARKS

Patents

Our policy is to protect our intellectual property rights, products, designs and processes through the filing of patents in the United States and, where appropriate, in Canada and other countries. At present, we have ten United States patents relating to several of our products. In addition, we have a United States patent on a method to fold and put on sterile garments. We believe that our patents may offer a competitive advantage, but there can be no assurance that any patents, issued or in process, will not be circumvented or invalidated. We also rely on trade secrets and proprietary know-how to maintain and develop our commercial position. The United States patents issued expired on February 4, 2024, and cannot be extended.

Trademarks

Many of our products are sold under various trademarks and trade names, including Alpha Pro Tech. We believe that many of our trademarks and trade names have significant recognition in our principal markets, and we take customary steps to register or otherwise protect our rights in our trademarks and trade names.

HUMAN CAPITAL

As of March 1, 2025, we had 130 full-time employees and one part-time employee, including 21 employees at our principal executive office in Aurora, Ontario, Canada; 42 employees at our Disposable Protective Apparel segment facility in Nogales, Arizona; 48 employees at our Building Supply segment facility in Valdosta, Georgia; 18 employees on our sales and marketing team, located in various areas throughout the United States; and 1 employee in China.

None of our employees are subject to collective bargaining agreements. We have had no labor-related work stoppages, and we believe that our relations with our employees are good.

Workplace Health and Safety

The health, safety, and wellness of our employees is a priority in which we have always invested, and we will continue to do so. The Company maintains a variety of programs to reduce and eliminate injuries and promote safety and regularly measures progress against those programs. These programs promote personal responsibility for workplace safety and encourage associates to set a meaningful example as safety ambassadors.

Company Culture

We strive to foster a culture where mutual respect, inclusive behavior, and dignity are core to our individual expectations. We remain committed to fostering an inclusive environment in which our differing backgrounds, life experiences, and perspectives join to positively impact the communities in which we live and serve. We do this by leading with inclusion and empowering everyone to do their best work as their most authentic selves. We are united by our collective purpose and common set of organizational values that are core to our mission and culture.

AVAILABLE INFORMATION

We make available free of charge on our Internet website (<http://www.alphaprotech.com>) our most recent Annual Report on Form 10-K, our Quarterly Reports on Form 10-Q filed since our most recent Annual Report on Form 10-K, any current reports on Form 8-K furnished or filed since our most recent Annual Report on Form 10-K and any amendments to such reports, as well as our most recent proxy statement, as soon as reasonably practicable following the electronic filing of such documents with the SEC. These filings are also available on the SEC's website (<http://www.sec.gov>).

The Company is not including the information contained on or available through its website as a part of, or incorporating such information into, this Annual Report on Form 10-K.

Item 1A. Risk Factors.

Making or continuing an investment in common stock issued by the Company involves certain risks that you should carefully consider. The risks and uncertainties described below are not the only risks that may have a material adverse effect on the Company. Additional risks and uncertainties also could adversely affect our business and our results. If any of the following risks actually occur, our business, financial condition and results of operations could be negatively affected, the market price of our common stock could decline, and you could lose all or a part of your investment. Further, to the extent that any of the information contained in this Annual Report on Form 10-K constitutes forward-looking statements, the risk factors set forth below also are cautionary statements identifying important factors that could cause the Company's actual results to differ materially from those expressed in any forward-looking statements made by or on behalf of the Company.

Risks Related to our Unconsolidated Affiliate Operations in India and Foreign Currency Translations

Our unconsolidated affiliate operations in India expose us to foreign currency exchange risks.

Our unconsolidated affiliate operations are in India, so we are impacted by changes in foreign currency exchange rates. We determine the functional currency of our joint venture based upon the primary currency used to generate and expend cash, which is the currency of the country in which the joint venture is located. For joint ventures with functional currencies other than the U.S. dollar, our investment in that joint venture is translated into U.S. dollars using period-end exchange rates. The resulting foreign currency translation gains or losses are deferred as accumulated other comprehensive loss ("AOCL") and reclassified to earnings only upon sale or liquidation of that business.

Our joint venture, as well as any additional joint ventures, may present risks.

We currently participate in a joint venture in India and may in the future enter into joint ventures with other companies or enterprises in international markets, including joint ventures in which we may have a lesser degree of control over the business operations, which may expose us to additional operational, financial, legal or compliance risks. We may be dependent on a joint venture counterparty for product distribution, local market knowledge or other resources. If we are unable to effectively cooperate with joint venture partners, or any joint venture partner fails to meet its obligations under the joint venture arrangement, encounters financial difficulty, or elects to alter, modify or terminate the relationship, we may be unable to achieve our objectives and our results of operations may be negatively impacted thereby. Furthermore, as the joint venture is in a foreign country, social and economic events in that country could also affect the value of our investment and our ability to conduct business in that country.

Risks Related to Our Industry

The loss of any large customer or a reduction in orders from any large customer could reduce our net sales and harm our operating results.

Our operating results could be negatively affected by the loss of revenue from one or more large customers. Our customers are not contractually obligated to purchase any fixed quantities of products, and they may stop placing orders with us at any time. We are subject to the risk of losing large customers or incurring significant reductions in sales to these customers.

We rely on suppliers and contractors, and our business could be seriously harmed if these suppliers and contractors are not able to meet our requirements.

We rely on a limited number of suppliers and contractors for the manufacture of our products. If we lose the services of these key suppliers and contractors, or if they are not willing or able to satisfy our requirements, finding substitute suppliers or contractors may be time-consuming and would affect our results of operations in the near term. Changes in business conditions, pandemics, wars, including the Russian invasion of Ukraine and world sanctions on Russia, Belarus, and related parties, governmental changes, and other factors beyond our control or which we do not presently anticipate could negatively affect our suppliers and contractors, as well as our ability to receive components.

There are risks associated with international manufacturing that could have a significant effect on our business.

We subcontract the manufacturing of some of our goods to Asia and Mexico. These goods are manufactured pursuant to our specifications and quality assurance guidelines. Certain proprietary products are being made in Asia using materials supplied by us.

We expect that a significant portion of our product sales will be derived from the sale of products for which we subcontract the manufacturing to Asia, but we cannot be certain that we will be able to maintain such subcontracting at current levels. If our ability to subcontract some of our manufacturing to Asia were to decline significantly, our business, results of operations and financial condition could be materially adversely affected. International manufacturing is subject to a number of risks, including the following:

- changes in foreign government regulations and technical standards;
- difficulty of protecting intellectual property;
- requirements or preferences of foreign nations for the manufacture of domestic products;
- the imposition of duties, border adjustment taxes or tariffs and other barriers to trade;
- fluctuations in currency exchange rates relative to the U.S. dollar; and
- political and economic instability.

In particular, if another pandemic or other events result in a prolonged period of travel, commercial and other similar restrictions, we could experience global supply disruptions. These restrictions have disrupted and could continue to disrupt our ability to receive manufactured products from China and may disrupt our suppliers located elsewhere who rely on products from China. If we experience additional supply disruptions, we may not be able to develop alternate sourcing quickly. Any disruption of our production schedule caused by an unexpected shortage of supplies even for a relatively short period of time could cause us to alter production schedules or suspend production entirely, which could cause a loss of revenues, which would adversely affect our operations.

Tariff policies and potential countermeasures could increase our costs and disrupt our global supply chain, which could negatively impact the results of our operations.

On February 1, 2025, President Trump announced the imposition of additional substantial tariffs on imports from various countries, including China, Canada and Mexico, and the subject countries indicated their intention to impose counter measures. Under the announced measures, a 25% tariff will be applied to certain products from Canada and Mexico, while a 10% tariff will be imposed on certain imports from China. If implemented, these tariffs and countermeasures could increase the cost of raw materials and components necessary for our operations, disrupt our global supply chain and create additional operational challenges. Tariffs may increase our manufacturing costs and make our products less competitive than those of our competitors whose inputs are not subject to these tariffs. Further, it is possible that government policy changes and related uncertainty about policy changes could increase market volatility and currency exchange rate fluctuations. Because of these dynamics, we cannot predict the impact of any future changes to the U.S.'s or other countries' trading relationships or the impact of new laws or regulations adopted by the U.S. or other countries on our business. Such changes in tariffs and trade regulations could have a material adverse effect on our financial condition, results of operations and cash flows.

Our success depends in part on protection of our intellectual property, and our failure to protect our intellectual property could adversely affect our competitive advantage, our brand recognition and our business.

The success and competitiveness of our products depend in part upon our ability to protect our current and future technology, manufacturing processes and brand names, including Alpha Pro Tech, through a combination of patent, trademark, trade secret and unfair competition laws. Our patents expired in February 2024, which may make it more difficult to protect our intellectual property. Of particular concern are developing countries, such as China and India, where the laws, courts, and administrative agencies may not protect our intellectual property rights as fully as in the United States.

We enter into confidentiality and non-disclosure of intellectual property agreements with certain of our employees, consultants and vendors and generally control access to and distribution of our proprietary information. These agreements may be breached or we may not have adequate remedies for any breach. In addition, despite these precautions, it may be possible for a third party to copy or otherwise obtain and use our proprietary information without authorization or to develop similar information independently.

Policing unauthorized use of intellectual property is difficult. The laws of other countries may afford little or no effective protection of our technology. We cannot assure you that the steps taken by us will prevent misappropriation of our technology or that agreements entered into for that purpose will be enforceable. In addition, litigation may be necessary in the future to enforce our intellectual property rights, to protect our trade secrets and to determine the validity and scope of the proprietary rights of others. Litigation may result in substantial costs and diversion of resources, which could have a material adverse effect on our business, results of operations and financial condition.

Our industry is highly competitive, which may negatively affect our ability to grow our customer base and generate sales.

The markets for our products are intensely competitive. We currently experience competition from numerous companies in each of the markets in which we participate. Many of our competitors are more established, benefit from greater market recognition and have substantially greater financial, development, manufacturing and marketing resources than we have. Additionally, the Company's competitors may adopt new technologies and technological advancements, such as using artificial intelligence and machine learning to pursue new products and approaches more quickly, successfully and effectively than the Company. The Company may not be able to compete successfully with existing competitors or with new competitors. If we do not compete successfully with respect to these or other companies, it could materially adversely affect our business, results of operations and financial condition.

The Company's results are affected by competitive conditions and customer preferences.

Demand for the Company's products, which impacts revenue and profit margins, is affected by (i) the development and timing of the introduction of competitive products; (ii) the Company's response to downward pricing to stay competitive; (iii) changes in customer order patterns, such as changes in the levels of inventory maintained by customers and the timing of customer purchases; and (iv) changes in customers' preferences for our products, including the success of products offered by our competitors and changes in customer designs for our competitors' products that can affect the demand for the Company's products.

Environmental laws and regulations may subject us to significant liabilities.

Our U.S. operations, including our manufacturing facilities, are subject to federal, state and local environmental laws and regulations relating to the discharge, storage, treatment, handling, disposal and remediation of certain materials, substances and wastes. Any violation of any of those laws and regulations could cause us to incur substantial liability to the U.S. Environmental Protection Agency, to the state environmental agencies in any affected state or to any individuals affected by any such violation. If hazardous substances are released from or located on any of our properties, we could incur substantial costs and damages. Any such liability could have a material adverse effect on our financial condition and results of operations.

By way of example, but not limitation, governmental authorities in the U.S. and in other jurisdictions are increasingly focused on potential contamination resulting from the use of so-called "forever chemicals," most notable at present are per- and polyfluoroalkyl, substances (PFAS). Products containing PFAS have been used in manufacturing, industrial, and consumer applications over many decades, including in some of our engineered materials and components, and are virtually ubiquitous in parts of the environment. Until recently, these substances were largely unregulated. Nevertheless, over the last few years, PFAS regulation has been evolving rapidly. In 2023, the U.S. EPA issued a new rule under the Toxic Substances Control Act, requiring manufacturers and importers of PFAS to submit additional reporting information about production volumes, industrial uses, byproducts, worker exposure, and disposal. In 2023, certain EU member states submitted a proposal to the European Chemicals Agency calling for the phase out of the manufacture, import, sale, and use of PFAS substances beginning in late 2025. In 2024, among other things, U.S. EPA issued new regulations regarding PFAS in drinking water, PFAS reporting obligations under Toxic Substances Control Act, and designated two PFAS chemicals (Perfluorooctanoic acid and Perfluorooctane sulfonic acid) as hazardous substances under Comprehensive Environmental Response, Compensation, and Liability Act. While PFAS regulation continues to advance at the federal level and in many states, the full scope of such regulation is still being developed. In some cases, PFAS compounds are regulated at, or even below, the ability of current technology to detect their presence, making remediation difficult and complex. We may therefore incur costs in connection with any obligations to transition away from the usage of PFAS-containing products, to dispose of PFAS-containing waste or to remediate any PFAS contamination, which could have a negative effect on our financial position, results of operations and cash flows. We may incur costs in connection with any

obligations to transition away from the usage of PFAS-containing products, to dispose of PFAS-containing waste or to remediate any PFAS contamination, which could have a negative effect on our financial position, results of operations and cash flows.

In addition, some environmental laws impose liability, sometimes without fault, for investigating and/or cleaning up contamination on, or emanating from, properties currently or formerly owned, leased or operated by a person, as well as for damages to property or natural resources and personal injury arising out of such contamination. Such liability may be joint and several, meaning that we could be held responsible for more than our share of the liability involved, or even the entire liability.

The Company's growth objectives are largely dependent on the timing and market acceptance of our new product offerings, including our ability to continually renew our pipeline of new products and to bring those products to market.

Our ability to continually renew our pipeline of new products and to bring those products to market may be adversely affected by difficulties or delays in product development, such as the inability to identify viable new products, obtain adequate intellectual property protection or gain market acceptance of new products. There are no guarantees that new products will prove to be commercially successful. In addition, our product development and distribution activities are subject to inherent risks related to natural disasters, including earthquakes such as the one that occurred near our facility in Utah during 2020, which could disrupt our supply chain and impair our ability to manufacture or sell our products.

General Risks

Global economic conditions could adversely affect the Company's business and financial results.

Unfavorable economic conditions, including the impact of recessions and general economic downturns in the United States and throughout the world, may negatively affect the Company's business and financial results. These economic conditions could negatively impact (i) demand for our products, (ii) the number and types of products sold, (iii) our ability to collect accounts receivable on a timely basis from certain customers, and (iv) the ability of certain suppliers to fill our orders for raw materials or other goods and services. A prolonged recession could result in decreased revenue, margins and earnings. Additionally, the war between Russia and Ukraine has led to economic sanctions imposed against Russia by the U.S. and certain European nations. Such sanctions may impact companies in many sectors and could lead to volatility of prices in the global energy industry. The extent and strength of the sanctions are still developing, and the corresponding effect on the Company remains uncertain. In addition, the war in Ukraine has further increased existing global supply chain, logistics, and inflationary challenges.

Climate change and natural disasters or other events beyond our control could disrupt our business and result in loss of revenue or higher expenses.

Global climate change could result in certain types of natural disasters occurring more frequently or with more intense effects. The impacts of climate change may include physical risks (such as frequency and severity of extreme weather conditions), social and human effects (such as population dislocations or harm to health and well-being), compliance costs, transition risks, shifts in market trends, and other adverse effects. Such impacts may disrupt parties in our supply chain, our customers, and our operations.

Physical risks associated with climate change are subject to increasing societal, regulatory, and political focus in the U.S. and globally. Shifts in weather patterns caused by climate change are expected to increase the frequency, severity, or duration of certain adverse weather conditions and natural disasters, such as hurricanes, tornadoes, earthquakes, wildfires, droughts, extreme temperatures, or flooding, which could cause more significant business and supply chain interruptions, damage to our products and facilities as well as the infrastructure of our customers, reduced workforce availability, increased costs of raw materials and components, increased liabilities, and decreased revenues than what we have experienced in the past from such events.

Security breaches and other disruptions to the Company's information technology infrastructure could interfere with the Company's operations, compromise information belonging to the Company and our customers and suppliers and expose the Company to liability, which could adversely impact the Company's business and reputation.

In the ordinary course of business, the Company relies on information technology networks and systems, some of which are managed by third parties, to process, transmit and store electronic information, and to manage or support a variety of business processes and activities. Additionally, the Company collects and stores sensitive data, including proprietary business information. It is possible we or a third party that we rely on could incur interruptions from a loss of communications, hardware or software failures, a cybersecurity attack or an incident relating to our IT systems or technology, ransomware, phishing attacks, computer viruses or malware. In the current environment, there are numerous and evolving risks to cybersecurity and privacy, including criminal hackers, hacktivists, state-sponsored intrusions, industrial espionage, employee malfeasance and human or technological error. High-profile cybersecurity incidents at other companies and in government agencies have increased in recent years, and security industry experts and government officials have warned about the risks of hackers and cyberattacks targeting businesses such as ours. Despite security measures and business continuity plans, the Company's information technology networks and infrastructure may be vulnerable to damage, disruptions or shutdowns due to attack by hackers, breaches, employee error or malfeasance, power outages, computer viruses, telecommunication or utility failures, systems failures, natural disasters or other catastrophic events. While we have not experienced any material losses related to cyber-attacks

or information security breaches to date, any such event could result in legal claims or proceedings, liability or penalties under privacy laws, disruption in operations and damage to the Company's reputation, which could adversely affect the Company's business.

Uncertainties with respect to the development, deployment, and use of artificial intelligence in our business and products may result in harm to our business and reputation.

We are in the initial stages of incorporating artificial intelligence ("AI") into our business activities and our product and service offerings. As with many innovations, AI presents risks and challenges that could adversely impact our business. The development, adoption, and use of AI technologies are still in their early stages and ineffective or inadequate AI development or deployment practices could result in unintended consequences. For example, AI algorithms may be flawed or may be based on datasets that are biased or insufficient. In addition, any disruption or failure in the AI functionality we have incorporated or may in the future incorporate into our business activities, products or services could adversely impact our business or result in delays or errors in our offerings. The legal and regulatory landscape surrounding AI technologies is rapidly evolving and uncertain, including in the areas of intellectual property, cybersecurity and privacy and data protection. Compliance with new or changing laws, regulations or industry standards relating to AI may impose significant costs and may limit our ability to develop, deploy or use AI technologies. We also work with vendors that incorporate artificial intelligence tools into their offerings and the providers of these artificial intelligence tools may not meet existing or rapidly evolving regulatory or industry standards with respect to privacy and data protection. Failure to appropriately respond to this evolving landscape may result in legal liability, regulatory action, or brand and reputational harm.

The Company's future results may be affected by various legal and regulatory proceedings and legal compliance risks.

From time to time, the Company is subject to certain legal and regulatory proceedings in the ordinary course of business and otherwise. The outcome of these legal proceedings may differ from the Company's expectations because the outcomes of litigation, including regulatory matters, are often difficult to reliably predict. Various factors or developments could lead the Company to change current estimates of liabilities and related insurance receivables where applicable, or make such estimates for matters previously not susceptible to reasonable estimates, such as a significant judicial ruling or judgment, settlement, regulatory development or change in applicable law. A future adverse ruling, settlement or unfavorable development could result in charges that could have a material adverse effect on the Company's results of operations or cash flows in any particular period. Manufacturers are required to certify that neither convicted, forced or indentured labor (as defined under U.S. law) nor child labor (as defined by law in the manufacturer's country) is used in the production process, that compensation is paid in accordance with local law and that their factories are in compliance with local safety regulations. Although we promote ethical business practices and our sourcing personnel periodically visit and monitor the operations of our independent contract manufacturers, suppliers and licensees, we do not control them or their labor practices. If one of our independent contract manufacturers, suppliers or licensees violates labor or other laws or diverges from those labor practices generally accepted as ethical in the U.S., it could result in adverse publicity for us, damage our reputation in the U.S., or render our conduct of business in a particular foreign country undesirable or impractical, any of which could harm our business.

Our common stock price is volatile, which could result in substantial losses for individual shareholders.

The market price of our common stock has been volatile, and we expect that it will continue to be volatile. In particular, our common stock may be subject to significant fluctuations in response to a variety of factors, including:

- general economic and business conditions;
- changing market conditions in the industries that we serve;
- monetary and fiscal policies, laws and regulations and other activities of government agencies and similar organizations;
- conditions in U.S. and global securities markets and other capital markets;
- actual or anticipated variations in quarterly operating results;
- failure to meet analyst predictions and projections;
- costs and other effects of legal and administrative proceedings, claims, settlements and judgments;
- additions or departures of key personnel;
- announcements of innovations or new services by us or our competitors;
- domestic and international health crises and pandemics;
- our sales of common stock or other securities in the future; and
- other events or factors, many of which are beyond our control.

Due to these factors, you may not be able to sell your stock at or above the price you paid for it, which could result in substantial losses.

Item 1B. Unresolved Staff Comments.

None.

Item 1C. Cybersecurity

Cybersecurity Risk Management and Strategy

We recognize the importance of assessing, identifying, and managing material risks associated with cybersecurity threats, as such term is defined in Item 106(a) of Regulation S-K. These risks include, among other things, operational disruption; intellectual property theft; fraud; extortion; harm to employees or customers; violation of privacy or security laws and other litigation and legal risk; and reputational risks. We have implemented several cybersecurity processes, technologies, and controls to aid in our efforts to assess, identify, and manage such material risks.

To identify and assess material risks from cybersecurity threats, our enterprise risk management program considers cybersecurity threat risks alongside other company risks as part of our overall risk assessment process. Our enterprise risk professionals collaborate with subject matter specialists, as necessary, to gather insights for identifying and assessing material cybersecurity threat risks, their severity, and potential mitigations. We employ a range of tools and services, including regular network and endpoint monitoring, vulnerability assessments, penetration testing, to inform our professionals' risk identification and assessment.

We also have a cybersecurity specific risk assessment process, which helps identify our cybersecurity threat risks by comparing our program to best practices, as well as by engaging experts to attempt to infiltrate our information systems (as such term is defined in Item 106(a) of Regulation S-K). We test and review the result on a semi-annual basis.

Our cybersecurity program includes controls designed to identify, protect against, detect, respond to and recover from cybersecurity incidents (as such term is defined in Item 106(a) of Regulation S-K), and to provide for the availability of critical data and systems and to maintain regulatory compliance. These controls include the following activities:

- monitor emerging data protection laws and implement changes to our processes designed to comply;
- conduct regular cybersecurity management and incident training for employees involved in our systems and processes that handle sensitive data;
- conduct regular phishing email simulations for all employees and all contractors with access to corporate email systems to enhance awareness and responsiveness to such possible threats;
- through policy, practice and contract (as applicable) require employees, as well as third-parties who provide services on our behalf, to treat customer information and data with care;
- leverage the NIST incident handling framework to help us identify, protect, detect, respond, and recover when there is an actual or potential cybersecurity incident;
- maintain multiple layers of controls, including embedding security into our technology investments, multi-factor authentication tools, apply policy of least privilege to data and systems access, monitor logins both at network perimeter and within, segment and firewall system access within the network perimeter not solely at network edge or perimeter;
- perform annual system access audit with all departments and personnel
- review access logs on all perimeter, security and sensitive data areas

We perform periodic internal assessments to test our cybersecurity controls and regularly evaluate our policies and procedures surrounding our handling and control of personal data and the systems we have in place to help protect us from cybersecurity or personal data breaches, and we perform periodic internal assessments to test our controls and to help us identify areas for continued focus, improvement, and/or compliance.

We have established a cybersecurity risk management process that includes internal reporting of significant cybersecurity risk to our board when found. In addition, our incident response plan coordinates the activities we take to prepare for, detect, respond to and recover from cybersecurity incidents, which include processes to triage, assess severity for, escalate, contain, investigate, and remediate the incident, as well as to comply with potentially applicable legal obligations and mitigate brand and reputational damage.

Our processes also address cybersecurity threat risks associated with our use of third-party service providers, including those in our supply chain or who have access to our customer and employee data or our systems. Third-party risks are included within our enterprise risk management program, as well as our cybersecurity-specific risk identification program, both of which are discussed above. In addition, cybersecurity considerations affect the selection and oversight of our third-party service providers.

We describe whether and how risks from identified cybersecurity threats, including as a result of any previous cybersecurity incidents, have materially affected or are reasonably likely to materially affect us, including our business strategy, results of operations, or financial condition, under the heading *"Security breaches and other disruptions to the Company's information technology infrastructure could interfere with the Company's operations, compromise information belonging to the Company and our customers and suppliers and expose the Company to liability, which could adversely impact the Company's business and reputation"* included as part of our risk factor disclosures at Item 1A of this Annual Report on Form 10-K which disclosures are incorporated by reference herein.

In the last fifteen fiscal years, we have not experienced any material cybersecurity incidents and the expenses we have incurred from cybersecurity incidents were immaterial. This includes penalties and settlements, of which there were none.

Cybersecurity Governance

Cybersecurity is an important part of our enterprise risk management program and an area of increasing focus for our Board and management. Our Audit Committee is responsible for the oversight of risks from cybersecurity threats. Management is informed about and monitors the prevention, mitigation, detection, and remediation of cybersecurity incidents through their management of, and participation in, the cybersecurity risk management process described above, including the operation of our incident response plan. Annually, the Audit Committee receives an overview from management of our cybersecurity threat risk management process and strategy covering topics such as data security posture, results from third-party assessments, progress towards pre-determined risk-mitigation-related goals, our incident response plan, and material cybersecurity threat risks or incidents and developments, as well as the steps management has taken to respond to such risks. In such sessions, the Audit Committee generally receives materials if necessary, including current and emerging material cybersecurity threat risks and describing the company's ability to mitigate those risks, and discusses such matters with our IT Manager.

Members of the Audit Committee are also encouraged to regularly engage in ad hoc conversations with management on cybersecurity-related news events and discuss any updates to our cybersecurity risk management process. Material cybersecurity threat risks are also considered during separate Board meeting discussions of important matters like enterprise risk management, operational budgeting, business continuity planning, mergers and acquisitions, brand management, and other relevant matters.

Our cybersecurity risk management process, which is discussed in greater detail above, is led by our IT Manager. Such individual has over twenty five years of prior work experience in various roles involving managing information security, developing cybersecurity strategy, implementing effective information and cybersecurity programs.

Our IT manager's skills are further enhanced by MCSA and MCSE certifications and a foundation in Computer Engineering studies at university. Our IT manager has a strong track record of working with major vendors' security, firewall, identity management, and other platforms, ensuring robust and resilient IT infrastructures.

Item 2. Properties.

The Company's principal executive office is located at 53 Wellington Street East, Aurora, Ontario, Canada, L4G 1H6. The approximate monthly rent is \$6,600 for 2,568 square feet under a lease which expires August 31, 2026. Working out of the principal executive office are the President and Chief Executive Officer, Lloyd Hoffman, and the Chief Financial Officer, Colleen McDonald.

The Building Supply segment manufacturing facility is located in Valdosta, Georgia. The approximate average monthly rent is \$39,000 for 165,400 square feet. This lease expires on December 31, 2034.

The Disposable Protective Apparel segment has its cutting operation, production, warehousing and shipping facility in Nogales, Arizona. The approximate monthly rent is \$76,000 for 137,500 square feet. This lease expires on February 28, 2029.

The Company believes that these arrangements are suitable and adequate for its present needs and that other premises, if required, are readily available.

Item 3. Legal Proceedings.

On June 7, 2022, the Company filed a lawsuit (the "Lawsuit") in Utah naming as defendants the vendors from which the Company ordered equipment for its facility in Utah (collectively the "Defendants"). The Lawsuit relates to certain equipment ordered from Defendants and paid for by the Company, which Defendants never delivered. In the Lawsuit the Company is seeking the following relief: compensatory damages in the amount \$490,000, representing the money the Company paid for the machines it never received, lost profits in the form of mask sales it could have made if Defendants had delivered the machines on the promised date, and other monetary and equitable relief. In 2022, the Company wrote off the \$490,000 balance of the deposit paid for the equipment, pending any recovery in the Lawsuit. As of the date hereof, no counterclaims have been asserted against the Company. The Company believes there would not be any meritorious claims against the Company in the Lawsuit. The final outcome of the Lawsuit, including the potential amount of any recovery for the Company's claims, is uncertain. Any potential recovery represents a gain contingency in accordance with ASC 450, Contingencies, that has not been recorded as the matter was not resolved as of December 31, 2024. Any recovery will be recorded when received.

The Company is subject to various pending and threatened litigation actions in the ordinary course of business. Although it is not possible to determine with certainty at this point in time what liability, if any, the Company will have as a result of such litigation, based on consultation with legal counsel, management does not anticipate that the ultimate liability, if any, resulting from such litigation will have a material effect on the Company's financial condition and results of operations.

Item 4. Mine Safety Disclosures.

N/A

PART II**Item 5. Market For Registrant's Common Equity, Related Shareholder Matters and Issuer Purchases of Equity Securities.****MARKET INFORMATION**

The Company's common stock trades on the NYSE American (formerly the NYSE MKT, the NYSE Amex and the American Stock Exchange) (the "NYSE American") under the symbol "APT."

As of February 28, 2025, the Company's common stock was held by 89 shareholders of record and approximately 12,437 beneficial owners.

Dividends

The holders of the Company's common stock are entitled to receive such dividends as may be declared by the Board of Directors of the Company from time to time to the extent that funds are legally available for payment thereof. The Company has never declared or paid any dividends on any of its outstanding shares of common stock. The Board of Directors' current policy is not to pay dividends but rather to use available funds to repurchase common shares in accordance with the Company's repurchase program and to fund the continued development and growth of the Company. Consequently, the Company currently has no plans to pay cash dividends in the foreseeable future.

ISSUER PURCHASES OF EQUITY SECURITIES

The following table sets forth purchases made by or on behalf of the Company or any "affiliated purchaser," as defined in Rule 10b-18 (a)(3) of the Securities Exchange Act of 1934, during the fourth quarter of 2024.

Issuer Purchases of Equity Securities			
Period	Total Number of Shares Purchased (1)	Average Price Paid per Share	Total Number of Shares Purchased as Part of Publicly Announced Program (1)
October 1 - 31, 2024	0	\$0.00	0
November 1 - 30, 2024	57,100	5.36	57,100
December 1 - 31, 2024	78,900	5.19	78,900
	<u>136,000</u>	<u>5.26</u>	<u>136,000</u>

- (1) On December 23, 2024, the Company announced that the Board of Directors had authorized a \$2,000,000 expansion of the Company's existing share repurchase program. All of the shares included in this table were purchased pursuant to this program. Since the inception of the share repurchase program in 1999, the Company has authorized the repurchase of \$57,402,000 of common stock, of which \$2,742,000 was available for repurchase as of December 31, 2024. The stock repurchase plan expires on December 15, 2026.

UNREGISTERED SALES OF EQUITY SECURITIES AND USE OF PROCEEDS

We did not sell any unregistered equity securities during the periods covered by this Annual Report on Form 10-K.

Item 6. (Reserved)

N/A

Item 7. Management's Discussion and Analysis of Financial Condition and Results of Operations.

You should read the following discussion and analysis together with our consolidated financial statements and the notes to our consolidated financial statements, which appear elsewhere in this report.

Special Note Regarding Forward-Looking Statements

Certain information set forth in this Annual Report on Form 10-K contains “forward-looking statements” within the meaning of federal securities laws. Forward-looking statements include statements concerning our plans, objectives, goals, strategies, future events, future revenues or performance, capital expenditures, financing needs, plans or intentions, including, without limitation, our expected orders, new products, production levels and sales in 2025, and other information that is not historical information. When used in this report, the words “estimates,” “expects,” “anticipates,” “forecasts,” “plans,” “intends,” “believes,” “predicts,” “potential,” “may,” “continue” or “should,” and variations of such words or similar expressions are intended to identify forward-looking statements. We may make additional forward-looking statements from time to time. We caution readers that these forward-looking statements speak only as of the date hereof. The Company hereby expressly disclaims any obligation or undertaking to release publicly any updates or revisions to any such statements to reflect any change in the Company’s expectations or any change in events, conditions or circumstances on which such statements are based. All forward-looking statements, whether written or oral and whether made by us or on our behalf, are expressly qualified by this special note.

Any expectations based on these forward-looking statements are subject to risks and uncertainties. These risks and other factors include, but are not limited to, those listed below and under “Risk Factors,” and elsewhere in this report. These and many other factors could affect the Company’s future operating results and financial condition and could cause actual results to differ materially from expectations based on forward-looking statements made in this document or elsewhere by the Company or on its behalf.

Special Note Regarding Smaller Reporting Company Status

We are filing this Annual Report on Form 10-K as a “smaller reporting company” (as defined in Rule 12b-2 of the Securities Exchange Act of 1934, as amended) based on our public float (the aggregate market value of our common equity held by non-affiliates of the Company) as of the last business day of our second fiscal quarter of 2024. As a result of being a smaller reporting company, we are allowed and have elected to omit certain information from this Management’s Discussion and Analysis of Financial Condition and Results of Operations; however, we have provided all information for the periods presented that we believe to be appropriate and necessary to aid in an understanding of the current consolidated financial position, changes in financial position and results of operations of the Company.

Critical Accounting Policies and Estimates

The preparation of our financial statements in conformity with U.S. generally accepted accounting principles (“U.S. GAAP”) requires us to make estimates and assumptions that affect the reported amounts of assets and liabilities, the disclosure of contingent assets and liabilities at the dates of the financial statements and the reported amounts of net sales and expenses during the periods reported. We base estimates on past experience and on various other assumptions that are believed to be reasonable under the circumstances. The application of these accounting policies on a consistent basis enables us to provide timely and reliable financial information. Our significant accounting policies and estimates are more fully described in Note 2 – “Summary of Significant Accounting Policies” in the notes to our consolidated financial statements in Item 8. Our critical accounting policies and estimates include the following:

Accounts Receivable: Accounts receivable are recorded at the invoice amount and do not bear interest. The allowance for credit losses is the Company’s best estimate of the amount of expected credit losses in the Company’s existing accounts receivable; however, changes in circumstances relating to accounts receivable may result in a requirement for additional allowances in the future. The Company pools accounts receivable based on risk characteristics, which include type of customer and age of open receivable balance. The allowance for credit losses pool is estimated based on historical write-off experience and known conditions, adjusted for management’s reasonable and supportable expectations of future conditions. Account balances are charged against the allowance when management determines that the probability for collection of an account balance is remote. As of December 31, 2024, 2023, and 2022, the Company had accounts receivable totaling \$4,894,000, \$6,545,000 and \$6,973,000, respectively. As of December 31, 2024, and 2023, the Company had recorded an allowance for credit losses on accounts receivable of \$35,000 for both periods respectively.

Inventories: Inventories include freight-in, materials, labor and overhead costs and are stated at the lower of cost or net realizable value. Allowances are recorded for slow-moving, obsolete or unusable inventory. We assess our inventory for estimated obsolescence or unmarketable inventory and write-down the difference between the cost of inventory and the estimated net realizable value based upon assumptions about future sales and supply on-hand, if necessary. If actual market conditions are less favorable than those projected by management, additional inventory write-downs may be required. In 2024 and 2023, we recorded approximately \$416,000 and \$292,000, respectively, in write-downs of inventory.

Foreign currency translation: Our unconsolidated affiliate operations are in India, so U.S. GAAP requires the Company to adjust the value of its investment for changes in foreign currency exchange rates. We determine the functional currency of our joint venture based upon the primary currency used to generate and expend cash, which is the currency of the country in which the joint venture is located.

For joint ventures with functional currencies other than the U.S. dollar, our investment in that joint venture is translated into U.S. dollars using period-end exchange rates. The resulting foreign currency translation gains or losses are deferred as AOCL and reclassified to earnings only upon sale or liquidation of that business.

Leases: We determine if an arrangement is a lease at its inception. Operating leases are included as right-of-use (“ROU”) assets and lease liabilities on our consolidated balance sheet. ROU assets and lease liabilities are recognized based on the present value of the future minimum lease payments over the lease term at the commencement date. Our leases do not provide an implicit interest rate, and, therefore, we estimate our collateralized borrowing rate under similar terms based on the information available at the commencement date in determining the present value of future minimum lease payments. Our lease terms may include options to extend or terminate the lease when it is reasonably certain that we will exercise such options. We do not record leases on our consolidated balance sheet with a term of one year or less. We elected a package of transition practical expedients permitted under the standards of the Financial Accounting Standards Board (“FASB”), which included not reassessing whether any expired or existing contracts are or contain leases, not reassessing the lease classification of expired or existing leases, and not reassessing initial direct costs for existing leases. We also elected a practical expedient to not separate lease and non-lease components. We did not elect the practical expedient to use hindsight in determining our lease terms or assessing impairment of our ROU assets. As of December 31, 2024, we had \$8.7 million in ROU assets and \$8.8 million in lease liabilities.

Revenue Recognition: Net sales includes revenue from products and shipping and handling charges, net of estimates for product returns and any related sales incentives. Our customer contracts have a single performance obligation: transfer control of products to customers. Revenue is measured as the amount of consideration that we expect to receive in exchange for transferring control of products. All revenue is recognized when we satisfy our performance obligations under the applicable contract. We recognize revenue in connection with transferring control of the promised products to the customer, with revenue being recognized at the point in time when the customer obtains control of the products, which is generally when title passes to the customer upon delivery to a third party carrier for FOB shipping point arrangements and to the customer for FOB destination arrangements, at which time a receivable is created for the invoice sent to the customer. Shipping and handling activities are performed prior to the customer obtaining control of the goods, and are accounted for as fulfillment activities and are not a promised good or service. Shipping and handling charges billed to customers are included in revenue. Shipping and handling costs, associated with the distribution of the Company’s product to the customers, are recorded in cost of goods sold and are recognized when control of the product is transferred to the customer, which is at the time products are delivered to the third party carrier for FOB shipping point arrangements and to the customer for FOB destination arrangements. We estimate product returns based on historical return rates and estimate rebates based on contractual agreements. Using probability assessments, we estimate sales incentives expected to be paid over the term of the contract. Sales taxes and value added taxes in foreign and domestic jurisdictions that are collected from customers and remitted to governmental authorities are accounted for on a net basis and, therefore, are excluded from net sales. The Company manufactures certain private label goods for customers and has determined that control does not pass to the customer at the time of manufacture, based upon the nature of the private labelling. The Company has determined that, as of December 31, 2024, it had no material contract assets, and concluded that its contract liabilities (primarily rebates) had the right of offset against customer receivables.

Sales Returns, Rebates and Allowances: Sales revenues are reduced for any anticipated sales returns, rebates and allowances based on historical experience. Since our return policy is only 90 days and our products are not generally susceptible to external factors such as technological obsolescence or significant changes in demand, we are able to make a reasonable estimate for returns. We offer end-user product specific and sales volume rebates to select distributors. Our rebates are based on actual sales and are accrued monthly.

Stock-Based Compensation: The Company accounts for stock-based awards using FASB Accounting Standards Codification (“ASC”) 718, Stock Compensation. ASC 718 requires companies to record compensation expense for the value of all outstanding and unvested share-based payments, including employee stock options and similar awards.

The fair values of stock option grants are determined using the Black-Scholes option-pricing model and are based on the following assumptions: expected stock price volatility based on historical data and management’s expectations of future volatility, risk-free interest rates from published sources, expected term based on historical data, and no dividend yield, as the Board of Directors currently has no plans to pay dividends in the foreseeable future. The Company accounts for option forfeitures as they occur. The Black-Scholes option-pricing model was developed for use in estimating the fair value of traded options that have no vesting restrictions and that are fully transferable. In addition, the option-pricing model requires the input of highly subjective assumptions, including expected stock price volatility. Our stock options have characteristics significantly different from those of traded options, and changes in the subjective input assumptions can materially affect the fair value of such options. In 2024 and 2023, we recorded \$463,000 and \$170,000, respectively, in compensation expense for share-based awards.

OVERVIEW

Alpha Pro Tech is in the business of protecting people, products and environments. We accomplish this by developing, manufacturing and marketing a line of high-value, disposable protective apparel products for the cleanroom, industrial, pharmaceutical, medical and

dental markets. We also manufacture a line of building supply construction weatherization products. Our products are sold under the “Alpha Pro Tech” brand name, as well as under private label.

Our products are grouped into two business segments: (i) the Building Supply segment, consisting of construction weatherization products, such as housewrap, housewrap accessories, synthetic roof underlayment and synthetic roof underlayment accessories, as well as other woven material; and (ii) the Disposable Protective Apparel segment, consisting of disposable protective garments (including shoe covers, bouffant caps, coveralls, gowns, frocks and lab coats), face masks and face shields.

Our target markets include construction, building supply and roofing distributors; companies in pharmaceutical manufacturing, biopharmaceutical manufacturing, medical device manufacturing, lab animal research, and high technology electronics manufacturing (which includes the semi-conductor market); and medical and dental distributors.

Our products are used primarily in cleanrooms, industrial safety manufacturing environments, health care facilities, such as hospitals, laboratories and dental offices, and building and re-roofing sites. Our products are distributed principally in the United States through a network consisting of purchasing groups, national distributors, local distributors, independent sales representatives and our own sales and marketing force.

Recent developments in U.S. trade policy have introduced uncertainty regarding the future of global trade relations. Following the inauguration of the second Trump administration, there have been numerous announcements made and actions taken related to tariff increases and other trade restrictions regarding imports into the U.S. President Trump has indicated that his administration is likely to impose significant tariffs on imported goods, including a 60% tariff on Chinese imports, a 25% tariff on goods from Canada and Mexico and up to 10% or 20% on all other U.S. imports. Given that we currently source very little from China, this may be a benefit in regards to our competition that does import from China, but any new or increased tariffs, quotas, embargoes, or other trade barriers affecting other countries from which we do source supplies or our global network of third-party suppliers could impact our supply chain and cost structure. Additionally, retaliatory measures by affected countries could further disrupt our operations or reduce our competitiveness in international markets. We continue to monitor these changing tariffs and trade restrictions. If new tariffs or trade restrictions are imposed, we may need to adjust our pricing, increase inventory levels, or seek alternative suppliers, any of which could materially affect our revenue, gross margins, and overall financial performance.

RESULTS OF OPERATIONS

The following table sets forth certain operational data as a percentage of sales for the years indicated:

	<u>2024</u>	<u>2023</u>
Net sales	100.0%	100.0%
Gross profit	39.6%	37.3%
Selling, general and administrative expenses	32.2%	29.0%
Income from operations	6.0%	6.7%
Income before provision for income taxes	8.7%	8.9%
Net income	6.8%	6.8%

Year ended December 31, 2024 compared to year ended December 31, 2023

Sales. Consolidated sales for the year ended December 31, 2024, decreased to \$57,840,000, from \$61,232,000 for the year ended December 31, 2023, representing a decrease of \$3,392,000, or 5.5%. This decrease consisted of decreased sales in the Building Supply segment of \$4,431,000, partially offset by increased sales in the Disposable Protective Apparel segment of \$1,039,000.

Building Supply Segment

Building Supply segment sales for the year ended December 31, 2024, decreased by \$4,431,000, or 11.0%, to \$35,965,000 compared to \$40,396,000 for the year ended December 31, 2023. The Building Supply segment decrease during the year ended December 31, 2024, was primarily due to a 6.4% decrease in sales of housewrap, an 8.8% decrease in sales of synthetic roof underlayment and a 28.2% decrease in sales of other woven material compared to the same period of 2023.

The sales mix of the Building Supply segment for the year ended December 31, 2024, was approximately 42% for synthetic roof underlayment, 49% for housewrap and 9% for other woven material. This compared to approximately 42% for synthetic roof underlayment, 47% for housewrap and 11% for other woven material for the year ended December 31, 2023. Our synthetic roof underlayment product line primarily includes REX SynFelt®, REX TECHNOply® and TECHNO SB and our synthetic roof underlayment accessories consist of our new self-adhered TECHNOplus and REX Ultra HT. Our housewrap product line primarily

consists of REX Wrap®, REX Wrap Plus® and REX™ Wrap Fortis. Housewrap accessories consist of REXTREME Window and Door Flashing and REX™ Premium Seam Tape.

The housing market continues to be weak, with housing starts down 4.4% in 2024 compared to 2023. Although sales of the core building products (housewrap and synthetic roof underlayment) were down 7.9% in 2024, which exceeds the decline in housing starts, a closer look reveals the issues we faced. Excluding the decline of sales to two private label distributors, which were beyond our control, the 2024 sales performance of our core building products would have resulted in a lower percentage decline than the reduction in housing starts, indicating that we otherwise outperformed the market. In addition, the percentage change in sales for all of 2024 improved slightly over the first nine months of 2024. Synthetic roof underlayment sales in the fourth quarter of 2024 exceeded sales in the same quarter of 2023.

Housewrap sales were encouraging through the first nine months of 2024 especially since the percentage decline of housing starts was higher than the percentage decline of housewrap sales. Lower housewrap sales in the final quarter of 2024 were primarily due to one of our larger distributors losing some end user's business but we have not lost share with this distributor. Presenting an additional challenge in 2024, multi-family housing starts in 2024 were down 11.3% compared to 2023 with 2024 being the lowest in ten years. Management expects growth with this distributor and in the housewrap category in the coming year, when uncertainty in the housing market is expected to abate.

Sales of synthetic roof underlayment which were down double digits through the first nine months of 2024, ended the year down single digits. After hurricanes Helene and Milton, we saw a surge in synthetic roof underlayment orders in the fourth quarter of 2024 to assist in the southeast rebuild. Sales of this product line continue to be affected by the uncertain economic conditions, more offshore competition and a push in the market to reduce product selling prices. We launched our new line of self-adhered roofing products in late 2023 and have achieved revenue in 2024, and we expect continued growth within our current customer base and into new markets. We are exploring additional products in the roofing market and expect growth in 2025 in the synthetic roof underlayment category.

Despite the challenges faced in 2024, our efforts are now focused on builders and contractors and we are educating the industry on our extensive manufacturing capabilities which are expected to contribute to future growth. Our top fifteen accounts have increased compared to 2023, excluding one of our top accounts mentioned above. This is a testament to the hard work and commitment of our sales team. Late in the year, we added two Territory Managers who will assist in strengthening relationships with our customers and driving new business. We also created the position of Director of Product and Business Development. This role will be instrumental in helping APT expand its product offerings and explore new opportunities and industries where we currently do not have a presence.

Sales of other woven material sales decreased by \$1,326,000, or 28.2% in 2024 compared to 2023, primarily due to one of our customers being acquired by another company. The Company is pursuing new opportunities for other woven material that could improve sales, and as mentioned above, we have hired a Director of Product and Business Development.

Management expects growth in the Building Supply segment in the coming year, as the projected number of housing starts in 2025 is expected to increase. However, there continues to be uncertainty in housing starts and the economy in general that could affect this segment.

Disposable Protective Apparel Segment

Sales for the Disposable Protective Apparel segment for the year ended December 31, 2024, increased by \$1,039,000, or 5.0%, to \$21,875,000, compared to \$20,836,000 for 2023. This segment increase was due to a 0.8% increase in sales of disposable protective garments and a 43.5% increase in sales of face shields, partially offset by a 34.6% decrease in sales of face masks.

The sales mix of the Disposable Protective Apparel segment for the year ended December 31, 2024, was approximately 85% for disposable protective garments, 11% for face masks and 4% for face shields. This sales mix is compared to approximately 88% for disposable protective garments, 9% for face masks and 3% for face shields for the year ended December 31, 2023.

Sales of disposable protective garments in 2024 were up approximately 19% as compared to pre-pandemic levels, increasing due to further integration and growth among some of our largest regional channel partners. We have signed new distribution agreements with regional and national channel partners, which should provide for an enhanced level of engagement and mutual growth incentives. In addition, we signed a new agreement with our largest international channel partners and achieved elevated status and were named as a preferred supplier going forward. We believe this achievement will provide some growth opportunities, and management expects continued growth for disposable protective garments in 2025.

The significant growth in face masks and shields was a direct result of a return to a pre-pandemic business model. Together, with both our dental and medical channel partners, we have overcome the negative impact of excess inventories. Our partnerships in this segment remain strong and, through further integration and buy-side incentives, we anticipate a steady growth trajectory going forward.

Gross Profit. Gross profit increased by \$104,000, or 0.5%, to \$22,933,000 for the year ended December 31, 2024, from \$22,829,000 for the year ended December 31, 2023. The gross profit margin was 39.6% for the year ended December 31, 2024, compared to 37.3% for the year ended December 31, 2023.

The gross profit margin in 2024 was positively affected by a margin increase in both the Disposable Protective Apparel and Building Supply segments. However, management expects that the gross profit margin could be negatively affected next year by ocean freight

rates that experienced significant volatility in 2024, due to factors such as geopolitical tensions, labor disputes and market dynamics. As we progress into next year, the outlook suggests both challenges and potential easing of freight rates.

Selling, General and Administrative Expenses. Selling, general and administrative expenses increased by \$839,000, or 4.7%, to \$18,611,000 for the year ended December 31, 2024, from \$17,772,000 for the year ended December 31, 2023. As a percentage of net sales, selling, general and administrative expenses increased to 32.2% for the year ended December 31, 2024, from 29.0% for 2023.

The change in expenses by segment for the year ended December 31, 2024, was as follows: Disposable Protective Apparel expenses were up by \$672,000, or 14.3%; Building Supply expenses were down by \$505,000, or 6.6%; and corporate unallocated expenses were up by \$672,000, or 12.5%.

The decrease in the Building Supply segment expenses was primarily related to decreased employee compensation, travel and insurance expenses. The increase in the Disposable Protective Apparel segment expenses was primarily related to increased employee compensation, marketing and rent expenses. The increase in corporate unallocated expenses was primarily due to increased employee compensation, stock option and restricted stock expenses, reorganization costs, professional fees, insurance expenses and general office expenses. The reorganization costs were incurred in connection with moving our face mask manufacturing facility from Utah to Arizona during 2024. This relocation of our face mask manufacturing facility is expected to result in lower expenses for this product line.

In accordance with the terms of his employment agreement, the Company's current President and Chief Executive Officer is entitled to an annual bonus equal to 5% of the pre-tax profits of the Company, excluding bonus expense, up to a maximum of \$1.0 million. A bonus amount of \$264,000 was accrued for the year ended December 31, 2024, compared to \$286,000 for the year ended December 31, 2023.

Depreciation and Amortization. Depreciation and amortization expense decreased by \$52,000, or 5.6%, to \$873,000 for the year ended December 31, 2024, from \$925,000 for the year ended December 31, 2023. The decrease was primarily due to a decrease in depreciation in the Building Supply segment.

Income from Operations. Income from operations decreased by \$683,000, or 16.5%, to \$3,449,000 for the year ended December 31, 2024, compared to \$4,132,000 for the year ended December 31, 2023. The decreased income from operations was primarily due to an increase in selling, general and administrative expenses of \$839,000, partially offset by an increase in gross profit of \$104,000 and a decrease in depreciation and amortization expenses of \$52,000. Income from operations as a percentage of net sales for the year ended December 31, 2024, was 6.0%, compared to 6.8% for 2023.

Other Income. Other income increased by \$278,000 to income of \$1,571,000 for the year ended December 31, 2024, compared to \$1,293,000 for 2023. The increase was primarily due to an increase in equity in income of unconsolidated affiliate of \$152,000, an increase in interest income of \$96,000 and a gain on sale of assets of \$30,000.

Income before Provision for Income Taxes. Income before provision for income taxes for the year ended December 31, 2024, was \$5,020,000, compared to income before provision for income taxes of \$5,425,000 for 2023, representing a decrease of \$405,000, or 7.5%. This decrease in income before provision for income taxes was due to a decrease in income from operations of \$683,000, partially offset by an increase in other income of \$278,000.

Provision for Income Taxes. The provision for income taxes for the year ended December 31, 2024, was \$1,091,000, compared to \$1,236,000 for 2023. The estimated effective tax rate was 21.8% for the year ended December 31, 2024, compared to 22.8% for the year ended December 31, 2023. The Company does not record a tax provision on equity in income of unconsolidated affiliate, which reduces the effective tax rate.

Net Income. Net income for the year ended December 31, 2024, was \$3,929,000 compared to net income of \$4,189,000 for 2023, representing a decrease of \$261,000, or 6.2%. The net income decrease between 2024 and 2023 was due to a decrease in income before provision for income taxes of \$405,000, partially offset by a decrease in provision for income taxes of \$145,000. Net income as a percentage of net sales was 6.8% for both years ended December 31, 2024 and 2023. Basic and diluted earnings per common share for the years ended December 31, 2024 and 2023, were \$0.35.

LIQUIDITY AND CAPITAL RESOURCES

As of December 31, 2024, the Company had cash and cash equivalents ("cash") of \$18,636,000 and working capital of \$47,516,000. As of December 31, 2024, the Company's current ratio (current assets/current liabilities) was 16:1, compared to a current ratio of 21:1 as of December 31, 2023. Cash decreased by 8.5%, or \$1,742,000, to \$18,636,000 as of December 31, 2024, compared to \$20,378,000 as of December 31, 2023, and working capital decreased by \$2,982,000, to \$47,516,000 from \$50,498,000 as of December 31, 2023. The decrease in cash from December 31, 2023, was due to cash used in investing activities of \$3,776,000 and cash used in financing activities of \$3,664,000, partially offset by cash provided by operating activities of \$5,698,000.

Net cash provided by operating activities of \$5,698,000 for the year ended December 31, 2024 was due to net income of \$3,922,000, as adjusted primarily by the following: stock-based compensation expense of \$463,000, depreciation and amortization expense of \$873,000, equity in income of unconsolidated affiliate of \$629,000, gain on sale of assets of \$30,000, operating lease asset amortization of

\$899,000, and increase in deferred income taxes of \$61,000, a decrease in accounts receivable of \$1,651,000, a decrease in prepaid expenses of \$1,635,000, an increase in inventory of \$2,602,000, an increase in accounts payable and accrued liabilities of \$325,000, and a decrease in lease liabilities of \$876,000, all compared to December 31, 2023.

Accounts receivable decreased by \$1,651,000, or 25.2%, to \$4,894,000 as of December 31, 2024, from \$6,545,000 as of December 31, 2023. The decrease in accounts receivable was primarily related to decreased sales in the latter part of 2024 compared to the same period of 2023. The number of days that sales remained outstanding as of December 31, 2024, calculated by using an average of accounts receivable outstanding and annual revenue, was 36 days, compared to 40 days as of December 31, 2023.

Inventory increased by \$2,602,000, or 12.9%, to \$22,733,000 as of December 31, 2024, from \$20,131,000 as of December 31, 2023. The increase was due to an increase in inventory for the Building Supply segment of \$3,961,000, or 56.8%, to \$10,931,000, partially offset by a decrease in inventory for the Disposable Protective Apparel segment of \$1,359,000, or 10.3%, to \$11,802,000.

Prepaid expenses decreased by \$1,634,000, or 27.2%, to \$4,376,000 as of December 31, 2024, from \$6,010,000 as of December 31, 2023. The decrease was primarily due to decreased prepaid equipment and prepayments for insurance, partially offset by increased prepaid tax payments.

Right-of-use assets as of December 31, 2024, increased by \$3,904,000 to \$8,714,000 from \$4,801,000 as of December 31, 2023, primarily as a result of our new Nogales, Arizona lease, partially offset by amortization of the right of use asset.

Lease liabilities as of December 31, 2024, increased by \$3,927,000 to \$8,775,000 from \$4,848,000 as of December 31, 2023. The increase in the lease liabilities was primarily the result of our new lease in Nogales, Arizona starting March 1, 2024, partially offset by lease payments made during the period.

Accounts payable and accrued liabilities as of December 31, 2024 increased by \$325,000, or 17.1%, to \$2,230,000, from \$1,905,000 as of December 31, 2023. The increase was primarily due to an increase in trade payables and accrued payroll, partially offset by a decrease in accrued bonuses.

Net cash used in investing activities was \$3,776,000 for the year ended December 31, 2024, compared to net cash used in investing activities of \$792,000 for 2023. Investing activities for the year ended December 31, 2024 and 2023 consisted primarily of the purchase of property and equipment.

Net cash used in financing activities was \$3,664,000 for the year ended December 31, 2024, compared to net cash used in financing activities of \$3,578,000 for 2023. Net cash used in financing activities for the year ended December 31, 2024 resulted from the payment of \$4,452,000 for the repurchase of common stock and \$44,000 for treasury stock excise tax, partially offset by \$832,000 in proceeds from the exercise of stock options. Net cash used in financing activities for the year ended December 31, 2023 resulted from the payment of \$4,002,000 for the repurchase of common stock and \$40,000 for treasury stock excise tax, partially offset by \$464,000 in proceeds from the exercise of stock options.

As of December 31, 2024, we had \$2,742,000 available for stock purchases under our stock repurchase program. During the year ended December 31, 2024, we repurchased 831,000 shares of common stock at a cost of \$4,452,000. As of December 31, 2024, we had repurchased a total of 21,242,627 shares of common stock at a cost of approximately \$54,778,000 through our repurchase program which commenced in 1999. We retire all stock upon repurchase. Future repurchases are expected to be funded from cash on hand and cash flows from operating activities.

We believe that our current cash balance and expected cash flow from operations will be sufficient to satisfy our projected working capital and planned capital expenditures for the foreseeable future.

Related Parties

During 2024 and 2023, the Company had no related party transactions, other than the Company's transactions with its non-consolidated affiliate, Harmony. See Note 6 to our consolidated financial statements for more information on our relationship with our non-consolidated affiliate Harmony Plastics Private Limited.

New Accounting Standards

In December 2023, the FASB issued ASU 2023-09, Income Taxes (Topic 740): Improvements to Income Tax Disclosures. These amendments address investor requests for enhanced transparency regarding income tax information. Specifically, they improve income tax disclosures related to rate reconciliation and income taxes paid. ASU 2023-09 becomes effective for fiscal years beginning after December 15, 2024, with early adoption permitted.

Management periodically reviews new accounting standards that are issued. Management has not identified any other new standards that it believes merit further discussion at this time.

Item 7A. Quantitative and Qualitative Disclosures About Market Risk.

We subcontract the manufacturing of products in Sri Lanka, China and, to a lesser extent, in Mexico, and have a joint venture in India. In addition, our principal executive office, with 21 employees, is located in Canada. We do not believe that we have a material foreign currency exposure in relation to our purchase agreements with companies in Sri Lanka, China, India and Mexico as they are settled in U.S. dollars. In addition, all sales transactions are in U.S. dollars. In Canada, our foreign currency exposure is not material because we do not conduct manufacturing operations in Canada. Our exposure is limited to payroll expenses in the Canadian branch office. We do have potential material foreign currency exposure in relation to equity in our unconsolidated affiliate in India. The strengthening of the U.S. dollar relative to the foreign currency in India results in an unfavorable currency translation impact on the value of our equity of unconsolidated affiliate and is reported in AOCL. The resulting foreign currency translation gains or losses are deferred as AOCL and reclassified to earnings only upon sale or liquidation of that business.

We do not expect any significant effect on our consolidated results of operations from interest or currency rate fluctuations. We do not hedge interest rates or foreign exchange risks.

Alpha Pro Tech, Ltd.

Item 8. Financial Statements and Supplementary Data.

	Page
Management's Annual Report on Internal Control over Financial Reporting	23
Report of Independent Registered Public Accounting Firm (PCAOB ID 270).....	24
Consolidated Financial Statements:	
Consolidated Balance Sheets as of December 31, 2024 and 2023	26
Consolidated Statements of Income for the Years Ended December 31, 2024 and 2023.....	27
Consolidated Statements of Comprehensive Income for the Years Ended December 31, 2024 and 2023.....	28
Consolidated Statements of Shareholders' Equity for the Years Ended December 31, 2024 and 2023	29
Consolidated Statements of Cash Flows for the Years Ended December 31, 2024 and 2023	30
Notes to Consolidated Financial Statements	31

All schedules are omitted because they are not applicable or the required information is shown in the consolidated financial statements or notes thereto.

Management's Report on Internal Control over Financial Reporting

Our management is responsible for establishing and maintaining adequate internal control over financial reporting. Internal control over financial reporting is defined in Rule 13a-15(f) and Rule 15d-15(f) under the Securities Exchange Act of 1934 as a process designed by, or under the supervision of, our principal executive and principal financial officers, and effected by our Board of Directors, management and other personnel, to provide reasonable assurance regarding the reliability of financial reporting and the preparation of financial statements for external purposes in accordance with U.S. generally accepted accounting principles and includes those policies and procedures that:

- pertain to the maintenance of records that, in reasonable detail, accurately and fairly reflect our transactions and dispositions of our assets;
- provide reasonable assurance that transactions are recorded as necessary to permit preparation of financial statements in accordance with U.S. generally accepted accounting principles, and that our receipts and expenditures are being made only in accordance with authorizations of management and directors; and
- provide reasonable assurance regarding prevention or timely detection of unauthorized acquisition, use or disposition of our assets that could have a material effect on the financial statements.

Because of its inherent limitations, internal control over financial reporting may not prevent or detect misstatements. Also, projections of any evaluation of effectiveness to future periods are subject to the risk that controls may become inadequate because of changes in conditions, or that the degree of compliance with the policies or procedures may deteriorate.

Under the supervision and with the participation of our management, including our principal executive and principal financial officers, we assessed, as of December 31, 2024, the effectiveness of our internal control over financial reporting. This assessment was based on criteria established in accordance with the Internal Control-Integrated Framework issued by the Committee of Sponsoring Organizations of the Treadway Commission (2013 framework). Based on this assessment, our management concluded that our internal control over financial reporting was effective as of December 31, 2024.

REPORT OF INDEPENDENT REGISTERED PUBLIC ACCOUNTING FIRM

To the Shareholders and the Board of Directors of Alpha Pro Tech, Ltd.

Opinion on the Consolidated Financial Statements

We have audited the accompanying consolidated balance sheets of Alpha Pro Tech, Ltd. and subsidiaries (collectively, the Company) as of December 31, 2024 and 2023, the related consolidated statements of income, comprehensive income, shareholders' equity, and cash flows for each of the years in the two-year period ended December 31, 2024, and the related notes (collectively referred to as the financial statements). In our opinion, the financial statements referred to above present fairly, in all material respects, the consolidated financial position of the Company as of December 31, 2024 and 2023, and the consolidated results of its operations and its cash flows for each of the years in the two-year period ended December 31, 2024, in conformity with accounting principles generally accepted in the United States of America.

Basis for Opinion

These financial statements are the responsibility of the Company's management. Our responsibility is to express an opinion on the Company's financial statements based on our audits. We are a public accounting firm registered with the Public Company Accounting Oversight Board (United States) (PCAOB) and are required to be independent with respect to the Company in accordance with the U.S. federal securities laws and the applicable rules and regulations of the Securities and Exchange and the PCAOB.

We conducted our audits in accordance with the standards of the PCAOB. Those standards require that we plan and perform the audits to obtain reasonable assurance about whether the financial statements are free of material misstatement, whether due to error or fraud. The Company is not required to have, nor were we engaged to perform, an audit of its internal control over financial reporting. As part of our audits, we are required to obtain an understanding of internal control over financial reporting, but not for the purpose of expressing an opinion on the effectiveness of the Company's internal control over financial reporting. Accordingly, we express no such opinion.

Our audits included performing procedures to assess the risk of material misstatement of the financial statements, whether due to error or fraud, and performing procedures that respond to those risks. Such procedures included examining, on a test basis, evidence regarding the amounts and disclosures in the financial statements. Our audits also included evaluating the accounting principles used and significant estimates made by management, as well as evaluating the overall presentation of the financial statements. We believe that our audits provide a reasonable basis for our opinion.

Critical Audit Matters

The critical audit matters communicated below are matters arising from the current period audit of the financial statements that were communicated or required to be communicated to the audit committee and that: (1) relates to accounts or disclosures that are material to the financial statements and (2) involved our especially challenging, subjective, or complex judgments. The communication of the critical audit matters does not alter in any way our opinion on the financial statements, taken as a whole, and we are not, by communicating the critical audit matters below, providing a separate opinion on the critical audit matter or on the accounts or disclosures to which they relate.

Equity Investment in Unconsolidated Affiliate

As more fully described in Notes 2 and 6 to the consolidated financial statements, the Company holds a noncontrolling equity investment in a foreign entity which produces and sales certain products to the Company. As a global organization with an international affiliate, the Company needs to properly value its noncontrolling equity basis investment.

Auditing the Company's noncontrolling equity investment in a foreign entity was complex and required significant auditor judgement due to the complexities inherent with a foreign domiciled investment with related party transactions, foreign currency translation adjustments, and the potential of impairment.

Our testing of the Company's noncontrolling equity investment in a foreign entity included, among other procedures, testing data for the foreign entity, evaluating and testing the significant assumptions and operating data used to eliminate intercompany transactions, and evaluating management's method for accounting for the foreign currency transactions. We also visited the factories in India to test the existence of the factories, equipment, and inventory, and to observe operations of the affiliated entity.

Provision for Income Taxes

As more fully described in Note 10 to the consolidated financial statements, the Company's net deferred income tax liabilities were \$503,000 as of December 31, 2024, and income tax expense was \$1,091,000 for the year ended December 31, 2024. As a global organization, the Company files income tax returns in the U.S. federal jurisdiction and various state and foreign jurisdictions.

Auditing the Company's provision for income taxes was complex and required a high degree of auditor judgment, subjectivity and effort in performing procedures and evaluating audit evidence relating to (i) management's assessment of complex tax laws and regulations as it relates to determining the provision for income taxes, (ii) management's

assessment of the realizability of deferred tax assets, specifically related to available tax planning strategies and (iii) evaluating whether the data utilized in the calculations of the provision for income taxes, and deferred tax assets and liabilities were appropriate and consistent with evidence obtained in other areas of the audit.

Our testing of the Company's provision for income taxes included, among others (i) testing the accuracy of the provision for income taxes, which included the effective tax rate reconciliation and permanent and temporary differences, (ii) evaluating whether the data utilized in the calculations of the provision for income taxes and deferred tax assets and liabilities were appropriate and consistent with evidence obtained in other areas of the audit, (iii) evaluating the identification of accruals for unrecognized tax benefits and the reasonableness of the more likely than not determination in consideration of court decisions, legislative actions, statutes of limitations, and developments in tax examinations by jurisdiction, and (iv) evaluating the reasonableness of management's assessment of the realizability of its deferred tax assets based on expectations of the ability to utilize its tax attributes through testing of historical and estimated future taxable income.

/s/ Tanner LLC
Lehi, Utah
March 12, 2025

We have served as the Company's auditors since 2011.
(PCAOB ID 270)

Alpha Pro Tech, Ltd.

Consolidated Balance Sheets

	December 31, 2024	December 31, 2023
Assets		
Current assets:		
Cash and cash equivalents	\$ 18,636,000	\$ 20,378,000
Accounts receivable, net	3,692,000	5,503,000
Accounts receivable, related party	1,202,000	1,042,000
Inventories, net	22,733,000	20,131,000
Prepaid expenses	4,376,000	6,010,000
Total current assets	50,639,000	53,064,000
Property and equipment, net	8,520,000	5,587,000
Goodwill	55,000	55,000
Right-of-use assets	8,714,000	4,810,000
Equity investment in unconsolidated affiliate	5,814,000	5,247,000
Total assets	<u>\$ 73,742,000</u>	<u>\$ 68,763,000</u>
Liabilities and Shareholders' Equity		
Current liabilities:		
Accounts payable	\$ 1,283,000	\$ 802,000
Accrued liabilities	947,000	1,103,000
Lease liabilities	893,000	661,000
Total current liabilities	3,123,000	2,566,000
Lease liabilities, net of current portion	7,882,000	4,187,000
Deferred income tax liabilities, net	503,000	442,000
Total liabilities	11,508,000	7,195,000
Commitments and contingencies		
Shareholders' equity:		
Common stock, \$.01 par value: 50,000,000 shares authorized; 10,816,878 and 11,416,212 shares outstanding as of December 31, 2024 and December 31, 2023, respectively	108,000	114,000
Additional paid-in capital	16,368,000	16,339,000
Retained earnings	47,257,000	46,552,000
Accumulated other comprehensive loss	(1,499,000)	(1,437,000)
Total shareholders' equity	62,234,000	61,568,000
Total liabilities and shareholders' equity	<u>\$ 73,742,000</u>	<u>\$ 68,763,000</u>

The accompanying notes are an integral part of these consolidated financial statements.

Alpha Pro Tech, Ltd.

Consolidated Statements of Income

	Years Ended December 31,	
	2024	2023
Net sales	\$ 57,840,000	\$ 61,232,000
Cost of goods sold, excluding depreciation and amortization	34,907,000	38,403,000
Gross profit	22,933,000	22,829,000
Operating expenses:		
Selling, general and administrative	18,611,000	17,772,000
Depreciation and amortization	873,000	925,000
Total operating expenses	19,484,000	18,697,000
Income from operations	3,449,000	4,132,000
Other income:		
Equity in income of unconsolidated affiliate	629,000	477,000
Gain on sale of property and equipment	30,000	-
Interest income, net	912,000	816,000
Total other income, net	1,571,000	1,293,000
Income before provision for income taxes	5,020,000	5,425,000
Provision for income taxes	1,091,000	1,236,000
Net income	\$ 3,929,000	\$ 4,189,000
Basic earnings per common share	\$ 0.35	\$ 0.35
Diluted earnings per common share	\$ 0.35	\$ 0.35
Basic weighted average common shares outstanding	11,137,873	11,856,356
Diluted weighted average common shares outstanding	11,235,046	11,856,356

The accompanying notes are an integral part of these consolidated financial statements.

Alpha Pro Tech, Ltd.

Consolidated Statements of Comprehensive Income

	Years Ended December 31,	
	2024	2023
Net income	\$ 3,929,000	\$ 4,189,000
Other comprehensive income (loss)- foreign currency translation gain (loss)	(62,000)	52,000
Comprehensive income	<u>\$ 3,867,000</u>	<u>\$ 4,241,000</u>

The accompanying notes are an integral part of these consolidated financial statements.

Alpha Pro Tech, Ltd.

Consolidated Statements of Shareholders' Equity

	Common Stock		Additional	Retained	Accumulated Other Comprehensive	Total
	Shares	Amount	Paid-in Capital	Earnings	Loss	
Balance as of December 31, 2022	12,226,306	\$ 123,000	\$ 17,099,000	\$ 45,025,000	\$ (1,489,000)	\$ 60,758,000
Common stock repurchased and retired	(951,010)	(10,000)	(1,330,000)	(2,662,000)	-	(4,002,000)
Cancellation of stock options	-	-	(23,000)	-	-	(23,000)
Treasury stock excise tax	-	-	(40,000)	-	-	(40,000)
Options exercised	140,916	1,000	463,000	-	-	464,000
Stock-based compensation expense	-	-	170,000	-	-	170,000
Total comprehensive income	-	-	-	4,189,000	52,000	4,241,000
Balance as of December 31, 2023	11,416,212	114,000	16,339,000	46,552,000	(1,437,000)	61,568,000
Common stock repurchased and retired	(831,000)	(8,000)	(1,220,000)	(3,224,000)	-	(4,452,000)
Treasury stock excise tax	-	-	(44,000)	-	-	(44,000)
Options exercised	231,666	2,000	830,000	-	-	832,000
Stock-based compensation expense	-	-	463,000	-	-	463,000
Total comprehensive income (loss)	-	-	-	3,929,000	(62,000)	3,867,000
Balance as of December 31, 2024	10,816,878	\$ 108,000	\$ 16,368,000	\$ 47,257,000	\$ (1,499,000)	\$ 62,234,000

The accompanying notes are an integral part of these consolidated financial statements.

Alpha Pro Tech, Ltd.

Consolidated Statements of Cash Flows

	Years Ended December 31,	
	2024	2023
Cash Flows From Operating Activities:		
Net income	\$ 3,929,000	\$ 4,189,000
Adjustments to reconcile net income to net cash and cash equivalents provided by operating activities:		
Share-based compensation	463,000	170,000
Depreciation and amortization	873,000	925,000
Equity in income of unconsolidated affiliate	(629,000)	(477,000)
Gain on sale of property and equipment	(30,000)	-
Non-cash lease expense	899,000	774,000
Deferred income taxes	61,000	(322,000)
Changes in operating assets and liabilities:		
Accounts receivable, net	1,811,000	(121,000)
Accounts receivable, related party	(160,000)	549,000
Inventories, net	(2,602,000)	4,266,000
Prepaid expenses	1,634,000	(1,108,000)
Accounts payable and accrued liabilities	325,000	398,000
Lease liabilities	(876,000)	(785,000)
Net cash provided by operating activities	5,698,000	8,458,000
Cash Flows From Investing Activities:		
Purchases of property and equipment	(3,806,000)	(792,000)
Proceeds from sale of property and equipment	30,000	-
Net cash used in investing activities	(3,776,000)	(792,000)
Cash Flows From Financing Activities:		
Proceeds from exercise of stock options	832,000	464,000
Repurchase of common stock	(4,452,000)	(4,002,000)
Treasury stock excise tax	(44,000)	(40,000)
Net cash used in financing activities	(3,664,000)	(3,578,000)
Increase (decrease) in cash and cash equivalents	(1,742,000)	4,088,000
Cash and cash equivalents, beginning of the year	20,378,000	16,290,000
Cash and cash equivalents, end of the year	\$ 18,636,000	\$ 20,378,000
Supplemental disclosure of cash flow information:		
Cash paid for income taxes	\$ 1,435,000	\$ 1,524,000
Supplemental disclosure of non-cash transactions:		
Net non-cash changes to operating leases	\$ 4,803,000	\$ 3,859,000

The accompanying notes are an integral part of these consolidated financial statements.

Alpha Pro Tech, Ltd.

Notes to Consolidated Financial Statements

1. The Company

Alpha Pro Tech, Ltd. (“Alpha Pro Tech,” the “Company,” “we”, “us” or “our”) is in the business of protecting people, products and environments. The Company accomplishes this by developing, manufacturing and marketing a line of building supply products for the new home and re-roofing markets and a line of disposable protective apparel for the cleanroom, industrial, pharmaceutical, medical and dental markets.

The Building Supply segment consists of construction weatherization products, such as housewrap, housewrap accessories, namely tape and flashing, synthetic roof underlayment and synthetic roof underlayment accessories, namely self-adhered underlayment, as well as other woven material.

The Disposable Protective Apparel segment consists of a complete line of disposable protective garments (shoecovers, bouffant caps, coveralls, gowns, frocks and lab coats), face masks and face shields. All of our disposable protective apparel products, including face masks and face shields, are sold through similar distribution channels, are single-use and disposable, have the purpose of protecting people, products and environments, and have to be produced in Food and Drug Administration (“FDA”) approved facilities, regardless of the market served.

The Company’s products are sold under the “Alpha Pro Tech” brand name as well as under private label and are predominantly sold in the United States of America (“U.S.”).

2. Summary of Significant Accounting Policies

Principles of Consolidation

The consolidated financial statements of the Company include the accounts of the Company and its wholly-owned subsidiaries, Alpha Pro Tech, Inc. and Alpha ProTech Engineered Products, Inc. All significant intercompany accounts and transactions have been eliminated in consolidation.

Events that occurred after December 31, 2024, through the date on which these financial statements were filed with the Securities and Exchange Commission (“SEC”) were considered in the preparation of these financial statements.

Use of Estimates

The preparation of financial statements in conformity with U.S. generally accepted accounting principles (“U.S. GAAP”) requires management to make estimates and assumptions that affect the reported amounts of assets and liabilities and the disclosure of contingent assets and liabilities at the date of the financial statements and the reported amounts of revenues and expenses for the reporting period. Actual results could differ from these estimates.

Periods Presented

All amounts have been rounded to the nearest thousand with the exception of the per share data. The Company qualified as a smaller reporting company at the measurement date for determining such qualification during 2024. According to the disclosure requirements for smaller reporting companies, the Company has included balance sheets as of the end of the two most recent years and statements of income, comprehensive income, shareholders’ equity and cash flows for each of the two most recent years.

Cash and Cash Equivalents

The Company considers all highly liquid investments purchased with an original maturity of three months or less to be cash equivalents. The Company’s cash and cash equivalents primarily consists of cash in bank and money market accounts.

Investments

Investments are classified as available-for-sale in accordance with U.S. GAAP. The Company does not have any investments in securities that are classified as held-to-maturity or trading. Available-for-sale investments are carried at their fair values using quoted prices in active markets for identical securities, with realized and unrealized gains and losses reported in net income. The cost of securities sold is based on the specific identification method. Investments that the Company intends to hold for more than one year are classified as long-term investments in the accompanying consolidated balance sheets.

Alpha Pro Tech, Ltd.

Notes to Consolidated Financial Statements

Accounts Receivable

Accounts receivable are recorded at the invoice amount and do not bear interest. The allowance for credit losses on accounts receivable is the Company's best estimate of the amount of expected credit losses in the Company's existing accounts receivable; however, changes in circumstances relating to accounts receivable may result in a requirement for additional allowances in the future. The Company pools accounts receivable based on risk characteristics, which include type of customer and age of open receivable balance. The allowance for each credit loss pool is estimated based on historical write-off experience and known conditions, adjusted for management's reasonable and supportable expectations of future conditions. Account balances are charged against the allowance when management determines that the probability for collection of an account balance is remote. As of December 31, 2024, 2023, and 2022, the Company had accounts receivable totaling \$4,894,000, \$6,545,000 and \$6,973,000, respectively. As of December 31, 2024 and 2023, the Company had recorded an allowance for credit losses on accounts receivable of \$35,000 for both periods respectively.

Inventories

Inventories include freight-in, materials, labor and overhead costs and are stated at the lower of cost or net realizable value. Allowances are recorded for slow-moving, obsolete or unusable inventories. The Company assesses inventories for estimated obsolescence or unmarketable products and writes down the difference between the cost of the inventories and the estimated net realizable values based upon assumptions about future sales and supplies on-hand. As of December 31, 2024 and 2023, the Company had recorded an allowance for excess and obsolete inventories of \$416,000 and \$292,000, respectively.

Property and Equipment

Property and equipment are stated at cost less accumulated depreciation and amortization. Costs to develop internal use software are charged to expense as incurred until the preliminary project stage has been completed and application development begins. The Company discontinues capitalization upon entering the post-implementation stage and expenses ongoing maintenance and support costs. Property and equipment are depreciated or amortized using the straight-line method over the shorter of the respective useful lives of the assets or the related lease terms as follows:

Buildings (in years)	25
Machinery and equipment (in years)	5-15
Office furniture and equipment (in years)	2-7
Leasehold improvements (in years)	4-5
Software (in years)	5

Expenditures for renewals and betterments are capitalized, whereas costs of maintenance and repairs are charged to operations in the period incurred.

Goodwill and Intangible Assets

The Company accounts for goodwill and definite-lived intangible assets in accordance with Financial Accounting Standards Board ("FASB") Accounting Standards Codification ("ASC") 350, Intangibles – Goodwill and Other. Goodwill is not amortized, but rather is tested annually for impairment. Intangible assets with finite lives are amortized over their useful lives (see Note 5). The Company's patents and trademarks are recorded at cost and are amortized using the straight-line method over their estimated useful lives of 5-17 years.

Fair Value of Financial Instruments

The estimated fair values of financial instruments are determined based on relevant market information and cannot be determined with precision. The Company's financial instruments consist primarily of cash and cash equivalents.

Impairment of Long-Lived Assets

The Company reviews long-lived assets for impairment whenever events or changes in its business circumstances indicate that the carrying amounts of the assets may not be fully recoverable. If it is determined that the undiscounted future net cash flows are not sufficient to recover the carrying values of the assets, an impairment loss is recognized for the excess of the carrying values over the fair values of the assets. The Company believes that the future undiscounted net cash flows to be received from its long-lived assets exceed the assets' carrying values and, accordingly, the Company has not recognized any impairment losses

Notes to Consolidated Financial Statements

for the years ended December 31, 2024 and 2023.

Revenue Recognition

Net sales includes revenue from products and shipping and handling charges, net of estimates for product returns and any related sales incentives. Our customer contracts have a single performance obligation: transfer control of products to customers. Revenue is measured as the amount of consideration that we expect to receive in exchange for transferring control of products. All revenue is recognized when we satisfy our performance obligations under the applicable contract. We recognize revenue in connection with transferring control of the promised products to the customer, with revenue being recognized at the point in time when the customer obtains control of the products, which is generally when title passes to the customer upon delivery to a third party carrier for FOB shipping point arrangements and to the customer for FOB destination arrangements, at which time a receivable is created for the invoice sent to the customer. Shipping and handling activities are performed prior to the customer obtaining control of the goods, and are accounted for as fulfillment activities and are not a promised good or service. Shipping and handling charges billed to customers are included in revenue. Shipping and handling costs, associated with the distribution of the Company's product to the customers, are recorded in cost of goods sold and are recognized when control of the product is transferred to the customer, which is generally when title passes to the customer upon delivery to a third-party carrier for FOB shipping point arrangements and to the customer for FOB destination arrangements. We estimate product returns based on historical return rates and estimate rebates based on contractual agreements. Using probability assessments, we estimate sales incentives expected to be paid over the term of the contract. Sales taxes and value added taxes in foreign and domestic jurisdictions that are collected from customers and remitted to governmental authorities are accounted for on a net basis and, therefore, are excluded from net sales. The Company manufactures certain private label goods for customers and has determined that control does not pass to the customer at the time of manufacture, based upon the nature of the private labelling. The Company has determined as of December 31, 2024, that it had no material contract assets, and concluded that its contract liabilities (primarily rebates) had the right of offset against customer receivables. See Note 14 for information on revenue disaggregated by type and by geographic region.

Shipping and Handling Costs

The costs of shipping products to distributors are recorded in cost of goods sold.

Stock-Based Compensation

The Company maintains the 2020 Incentive Plan under which the Company may grant incentive stock options, non-qualified stock options, restricted stock, restricted stock units and other equity-based compensation to employees and non-employee directors. Stock options have been granted with exercise prices at or above the fair market value of the underlying shares of common stock on the date of grant. Options vest and expire according to terms established at the grant date. Restricted stock and restricted stock units have been granted, and the fair market value of these awards equals the closing stock price on the date of grant.

The Company accounts for share-based awards in accordance with ASC 718, Stock Compensation. ASC 718 requires companies to record compensation expense for the value of all outstanding and unvested share-based awards, including employee stock options.

For the years ended December 31, 2024 and 2023, there were 0 and 46,400 stock options granted, respectively, under the Company's stock option plan. The Company recognized \$59,000 and \$25,000 in stock-based compensation expense for the years ended December 31, 2024 and 2023, respectively, related to outstanding options. For the years ended December 31, 2024 and 2023, 29,675 and 227,000 restricted stock equity awards, respectively, were granted under the 2020 Incentive Plan and the compensation expense associated with these awards was \$404,000 and \$145,000 in 2024 and 2023, respectively.

Income Taxes

The Company accounts for income taxes using the asset and liability method. A valuation allowance is recorded to reduce the carrying amounts of deferred income tax assets unless it is more likely than not that such assets will be realized. The Company's policy is to record any interest and penalties assessed by the Internal Revenue Service as a component of the provision for income taxes. The Company provides allowances for uncertain income tax positions when it is more likely than not that the position will not be sustained upon examination by the tax authority.

Alpha Pro Tech, Ltd. and its subsidiaries file income tax returns in the U.S. federal jurisdiction, and in various state and foreign jurisdictions.

Alpha Pro Tech, Ltd.

Notes to Consolidated Financial Statements

Earnings Per Common Share

The following table provides a reconciliation of both net income and the number of shares used in the computation of “basic” earnings per common share (“EPS”), which utilizes the weighted average number of common shares outstanding without regard to potential common shares, and “diluted” EPS, which includes all potential common shares which are dilutive for the years ended December 31, 2024 and 2023.

	Years Ended December 31,	
	2024	2023
Net income (numerator)	\$ 3,929,000	\$ 4,189,000
Shares (denominator):		
Basic weighted average common shares outstanding	11,137,873	11,856,356
Add: Dilutive effect of common stock options	97,173	-
Diluted weighted average common shares outstanding	11,235,046	11,856,356
Earnings per common share:		
Basic	\$ 0.35	\$ 0.35
Diluted	\$ 0.35	\$ 0.35

Translation of Foreign Currencies

Transactions in foreign currencies are translated into U.S. dollars at the exchange rate prevailing at the transaction date. Monetary assets and liabilities in foreign currencies at each period end are translated at the exchange rate in effect at that date. Transaction gains or losses on foreign currencies are reflected in selling, general and administrative expenses and were not material for the years ended December 31, 2024 and 2023.

The Company does not have a material foreign currency exposure in regards to purchase agreements with companies in Asia and Mexico as the agreements are in U.S. dollars. In addition, all sales transactions are in U.S. dollars. The Company has a foreign currency exposure with respect to its Canadian branch office. The foreign currency exposure is not material due to the fact that the Company does not manufacture products in Canada. The exposure primarily relates to payroll expenses in the Company’s administrative branch office in Canada. The Company also has potentially material foreign currency exposure in regards to its equity in its unconsolidated affiliate in India. The Company’s unconsolidated affiliate operations are in India; therefore, U.S. GAAP requires the Company to adjust the value of its investment for changes in foreign currency exchange rates. The Company determines the functional currency of its joint venture based upon the primary currency used to generate and expend cash, which is the currency of the country in which the joint venture is located. For joint ventures with functional currencies other than the U.S. dollar, the investment in that joint venture is translated into U.S. dollars using period-end exchange rates. The resulting foreign currency translation losses are deferred as accumulated other comprehensive loss (“AOCL”) and reclassified to earnings only upon sale or liquidation of that business. The foreign currency translations reduced the balance of equity in unconsolidated affiliated by \$1,499,000 and \$1,437,000 as of December 31, 2024 and 2023, respectively, and the loss was recorded in AOCL.

Research and Development Costs

Research and development costs are expensed as incurred and are included in selling, general and administrative expenses. Such costs were not material for the years ended December 31, 2024 and 2023.

Advertising Costs

The Company expenses advertising and promotional costs as incurred. These costs are included in selling, general and administrative expenses and were \$65,000 and \$60,000 for the years ended December 31, 2024 and 2023, respectively.

Loss Contingencies

The outcomes of legal proceedings and claims brought against the Company are subject to uncertainty. An estimated loss from a

Alpha Pro Tech, Ltd.

Notes to Consolidated Financial Statements

loss contingency such as a legal proceeding or claim is accrued if it is probable that an asset has been impaired or a liability has been incurred and the amount of the loss can be reasonably estimated. In determining whether a loss should be accrued, we evaluate, among other factors, the degree of probability of an unfavorable outcome and the ability to make a reasonable estimate of the amount of loss.

Fair Value Measurements

ASC 820, Fair Value Measurements and Disclosures, establishes a framework for measuring fair value in accordance with U.S. GAAP, clarifies the definition of fair value within that framework and expands disclosures about the use of fair value measurements. On a quarterly basis, the Company measures at fair value certain financial assets using a hierarchy of valuation techniques based on whether the inputs to those valuation techniques are observable or unobservable. Observable inputs reflect market data obtained from independent sources, while unobservable inputs reflect the Company's own assumptions. The fair value hierarchy prioritizes the inputs into three broad levels.

This hierarchy requires the Company to minimize the use of unobservable inputs and to use observable market data, if available, when determining fair value. There were no fair values of the Company's financial assets as of December 31, 2024 and 2023.

New Accounting Standards

In December 2023, the FASB issued ASU 2023-09, Income Taxes ("Topic 740"): Improvements to Income Tax Disclosures. These amendments address investor requests for enhanced transparency regarding income tax information. Specifically, they improve income tax disclosures related to rate reconciliation and income taxes paid. ASU 2023-09 became effective for fiscal years beginning after December 15, 2024, with early adoption permitted. The Company is evaluating the impact the adoption of this guidance will have on its consolidated financial statements.

Management periodically reviews new accounting standards that are issued. Management has not identified any other new standards that it believes merit further discussion at this time.

3. Inventories

Inventories consisted of the following:

	December 31,	
	2024	2023
Raw materials	\$ 10,948,000	\$ 10,470,000
Work in process	2,934,000	2,236,000
Finished goods	8,851,000	7,425,000
Total inventory	<u>\$ 22,733,000</u>	<u>\$ 20,131,000</u>

Alpha Pro Tech, Ltd.

Notes to Consolidated Financial Statements

4. Property and Equipment

Property and equipment consisted of the following:

	December 31,	
	2024	2023
Buildings	\$ 493,000	\$ 493,000
Machinery and equipment	16,732,000	15,461,000
Office furniture and equipment	2,927,000	2,541,000
Leasehold improvements	690,000	658,000
Software	-	3,000
	20,842,000	19,156,000
Less accumulated depreciation and amortization	(12,322,000)	(13,569,000)
Total net property and equipment	\$ 8,520,000	\$ 5,587,000

Depreciation and amortization expense for property and equipment was \$873,000 and \$925,000 for the years ended December 31, 2024 and 2023, respectively.

5. Goodwill and Intangible Assets

Management evaluates goodwill for impairment on an annual basis (in the fourth quarter), and no impairment charge was identified for the years presented.

Definite-lived intangible assets, consisting of patents and trademarks, are amortized over their useful lives. Amortization expense for intangible assets was \$0 and \$1,000 for the years ended December 31, 2024 and 2023, respectively. There is no estimated future amortization expense related to definite-lived intangible assets as of December 31, 2024.

6. Equity Investments in Unconsolidated Affiliate

In 2005, Alpha ProTech Engineered Products, Inc. (a subsidiary of Alpha Pro Tech, Ltd.) entered into a joint venture with a manufacturer in India, Maple Industries and associates, for the production of building products. Under the terms of the joint venture agreement, a private company, Harmony Plastics Private Limited (“Harmony”), was created with ownership interests of 41.66% owned by Alpha ProTech Engineered Products, Inc. and 58.34% owned by Maple Industries and associates.

This joint venture positions Alpha ProTech Engineered Products, Inc. to respond to current and expected increased product demand for housewrap and synthetic roof underlayment and provides future capacity for sales of specialty roofing component products and custom products for industrial applications requiring high quality extrusion coated fabrics. In addition, the joint venture now supplies products for the Company’s Disposable Protective Apparel segment.

The capital from the initial funding and a bank loan, which loan is guaranteed exclusively by the individual shareholders of Maple Industries and associates and collateralized by the assets of Harmony, were utilized to purchase the original manufacturing facility in India. Harmony currently has four facilities in India (three owned and one rented), consisting of: (1) a 139,000 square foot building for manufacturing building products; (2) a 121,000 square foot building for manufacturing coated material and sewing proprietary disposable protective apparel; (3) a 23,000 square foot facility for sewing proprietary disposable protective apparel; and (4) a 159,000 square foot facility (rented) for manufacturing Building Supply segment products. All additions have been financed by Harmony with no guarantees from the Company.

In accordance with ASC 810, Consolidation, the Company assesses whether or not related entities are variable interest entities (“VIEs”). For those related entities that qualify as VIEs, ASC 810 requires the Company to determine whether the Company is

Alpha Pro Tech, Ltd.

Notes to Consolidated Financial Statements

the primary beneficiary of the VIE, and, if so, to consolidate the VIE. The Company has determined that Harmony is not a VIE and is, therefore, considered to be an unconsolidated affiliate.

The Company records its investment in Harmony as “equity investment in unconsolidated affiliate” in the accompanying consolidated balance sheets. The Company records its equity interest in Harmony’s results of operations as “equity in income of unconsolidated affiliate” in the accompanying consolidated statements of income. The Company periodically reviews its investment in Harmony for impairment. Management has determined that no impairment was required as of December 31, 2024, or December 31, 2023. Under the equity method, since the Company’s reporting currency is different from that of Harmony’s reporting currency, the Company is required to translate our proportionate share of equity for effects of translations in foreign currency and adjust the investment accordingly, and accrue the adjustment as a component of AOCL.

For the years ended December 31, 2024 and 2023, the Company purchased \$22,080,000 and \$18,822,000 of inventories, respectively, from Harmony. For the years ended December 31, 2024 and 2023, the Company recorded equity in income of unconsolidated affiliate of \$629,000 and \$477,000, respectively. For the years ended December 31, 2024 and 2023, the Company sold \$839,000 and \$266,000 of inventories, respectively, to Harmony.

As of December 31, 2024, the Company’s investment in Harmony was \$5,814,000, which consisted of its original \$1,450,000 investment and cumulative equity in income of unconsolidated affiliate of \$6,882,000, less \$942,000 in repayments of an advance, payments of \$77,000 in dividends and AOCL on foreign currency translations of \$1,499,000.

7. Accrued Liabilities

Accrued liabilities consisted of the following:

	December 31,	
	2024	2023
Payroll expenses and tax payable	\$ 221,000	\$ 157,000
Commission and bonuses payable and general accrued liabilities	726,000	946,000
Total accrued liabilities	<u>\$ 947,000</u>	<u>\$ 1,103,000</u>

Contract liabilities were \$3,224,000 and \$3,129,000 as of December 31, 2024 and 2023, respectively, which are netted against the related accounts receivable due to the legal right of offset.

8. Shareholders’ Equity

Repurchase Program

During the year ended December 31, 2024, the Company repurchased and retired 831,000 shares of its common stock for \$4,452,000. During the year ended December 31, 2023, the Company repurchased and retired 951,010 shares of its common stock for \$4,002,000. As of December 31, 2024, the Company had \$2,742,000 available to repurchase common shares under the repurchase program. The excess of repurchase price over par value is allocated between additional paid-in capital and retained earnings.

Option Activity

The 2004 Stock Option Plan (the “2004 Plan”) is an equity compensation plan that provided for grants of stock options to eligible individuals. The 2004 Plan was intended to recognize the contributions made to the Company by key employees of the Company, provide key employees with additional incentive to devote themselves to the future success of the Company and improve the ability of the Company to attract, retain and motivate individuals. The 2004 Plan also is intended as an incentive to certain members of the Board of Directors of the Company to continue to serve on the Board of Directors and to devote themselves to the future success of the Company. The 2004 Plan provided for a total of 5,000,000 common shares eligible for issuance. Under the 2004 Plan, approximately 5,009,750 options had been granted as of December 31, 2020. Under the 2004 Plan, option grants have a three-year vesting period and, since 2005, expire no later than the fifth anniversary from the date of grant. The exercise price of the options was determined based on the fair market value of the stock on the date of grant.

At the Company’s 2020 Annual Meeting of Shareholders held on June 9, 2020, the Company’s shareholders approved the Alpha

Alpha Pro Tech, Ltd.

Notes to Consolidated Financial Statements

Pro Tech, Ltd. 2020 Omnibus Incentive Plan (the “2020 Incentive Plan”). The 2020 Incentive Plan provides for the grant of incentive and nonqualified stock options, stock appreciation rights, awards of restricted stock and restricted stock units, performance share awards, cash awards and other equity-based awards to employees (including officers), consultants and non-employee directors of the Company and its affiliates. A total of 1,800,000 shares of the Company’s common stock are reserved for issuance under the 2020 Incentive Plan, plus the number of shares underlying any award granted under the 2004 Option Plan that expires, terminates or is cancelled or forfeited under the terms of the 2004 Option Plan. As a result of the approval of the 2020 Incentive Plan, no future equity awards will be made pursuant to the 2004 Option Plan. Although no new awards may be granted under the 2004 Option Plan, all previously granted awards under the 2004 Option Plan will continue to be governed by the terms of the 2004 Option Plan.

The following table summarizes restricted stock awards activity for the years ended December 31, 2024 and 2023:

	Shares	Weighted-Average Grant Date Price Restricted stock awards
Outstanding, December 31, 2022	18,372	\$4.00
Granted to employees and directors	227,000	4.23
Vested	(10,200)	3.99
Outstanding, December 31, 2023	235,172	4.21
Granted to employees and directors	29,675	5.56
Vested	(8,172)	4.02
Outstanding December 31, 2024	256,675	4.38

During the years ended December 31, 2024, and 2023, 29,675 and 227,000 restricted stock awards were granted under the 2020 Incentive Plan, respectively. The Company recognized \$404,000 and \$145,000 in compensation expense associated with outstanding restricted stock awards for the years ended December 31, 2024 and 2023, respectively. As of December 31, 2024, \$639,000 of total unrecognized compensation cost related to the restricted stock grants was expected to be recognized over a weighted-average remainder period of 1.74 years.

The following table summarizes option activity for the years ended December 31, 2024 and 2023:

	Shares	Weighted Average Exercise Price Per Option
Options outstanding, December 31, 2022	410,615	\$3.50
Granted to employees and directors	46,400	4.23
Exercised	(140,916)	3.29
Canceled/expired/forfeited	(23,333)	3.53
Options outstanding, December 31, 2023	292,766	3.71
Exercised	(231,666)	3.59
Options outstanding, December 31, 2024	61,100	4.17
Options exercisable, December 31, 2024	25,264	4.14

Stock options to purchase 61,100 and 292,766 shares of common stock were outstanding as of December 31, 2024 and 2023, respectively. All of the stock options were included in the computation of the weighted-average number of dilutive common shares outstanding for the year ended December 31, 2024. All except 46,400 of the stock options, which were anti-dilutive, were

Alpha Pro Tech, Ltd.

Notes to Consolidated Financial Statements

included in the computation of the weighted-average number of dilutive common shares outstanding for the year ended December 31, 2023.

The Company used the Black-Scholes option-pricing model to value the options. The Company uses historical data to estimate the expected term of the options. The risk-free interest rate for periods consistent with the expected term of the award is based on the U.S. Treasury rates in effect at the time of grant. The expected volatility is based on historical volatility. The Company uses an estimated dividend payout ratio of zero, as the Company has not paid dividends in the past and, at this time, does not expect to do so in the foreseeable future. The Company accounts for option forfeitures as they occur.

The following table summarizes information about stock options as of December 31, 2024:

Range of Exercise Prices	Options Outstanding				Options Exercisable			
		Weighted Average Exercise Price	Weighted Average Remaining Contract Life (in years)	Aggregate Intrinsic Value		Weighted Average Exercise Price	Weighted Average Remaining Contract Life (in years)	Aggregate Intrinsic Value
\$3.99-\$4.23	Options				Options			
	61,100	\$4.17	3.5	\$68,000	25,264	\$4.14	3.35	\$29,000

The intrinsic value is the amount by which the market value of the underlying common stock exceeds the exercise price of the respective stock options. The aggregate intrinsic value of stock options exercised during the years ended December 31, 2024 and 2023, was \$497,000 and \$109,000, respectively.

As of December 31, 2024, \$88,000 of total unrecognized compensation cost related to stock options was expected to be recognized over a weighted-average remaining period of 1.59 years. Cash received from 231,666 options exercised for the year ended December 31, 2024, was \$832,000.

Dividends

The holders of the Company's common stock are entitled to receive such dividends as may be declared by the Board of Directors of the Company from time to time to the extent that funds are legally available for payment thereof. The Company has never declared or paid any dividends on any of its outstanding shares of common stock. The Board of Directors' current policy is not to pay dividends but rather to use available funds to repurchase common shares in accordance with the Company's repurchase program and to fund the continued development and growth of the Company. Consequently, the Company currently has no plans to pay cash dividends in the foreseeable future.

9. Accumulated Other Comprehensive Loss

Accumulated other comprehensive loss, a component of shareholders' equity, consists of foreign currency translation adjustments related to foreign currency gains or losses on our unconsolidated affiliate as its functional currency is other than the U.S. dollar. The resulting foreign currency translation gains or losses are deferred as AOCL and reclassified to earnings only upon sale or liquidation of that business. The accumulated other comprehensive loss on equity in unconsolidated affiliate was \$1,499,000 and \$1,437,000 as of December 31, 2024 and 2023, respectively.

10. Income Taxes

The provision (benefit) for income taxes consisted of the following:

Alpha Pro Tech, Ltd.

Notes to Consolidated Financial Statements

	For the Years Ended December 31,	
	2024	2023
Current	\$ 1,030,000	\$ 1,558,000
Deferred	61,000	(322,000)
Provision for income taxes	\$ 1,091,000	\$ 1,236,000

Deferred income tax assets (liabilities) consisted of the following:

	December 31,	
	2024	2023
Temporary differences:		
Property and equipment	\$ (1,234,000)	\$ (858,000)
Intangible assets	158,000	102,000
Inventory reserve	87,000	61,000
Accrued expenses and inventory	392,000	199,000
Right of Use Asset	(1,872,000)	(1,281,000)
Foreign exchange	29,000	16,000
Lease Liability	1,885,000	1,289,000
AMT/Foreign tax credits	188,000	141,000
State income taxes	(136,000)	(111,000)
Net deferred income tax liabilities	\$ (503,000)	\$ (442,000)

The provision for income taxes differs from the amount that would be obtained by applying the U.S. statutory rate to income before income taxes as a result of the following:

	For the Years Ended December 31,	
	2024	2023
Income taxes based on U.S.		
statutory rate of 21%	\$ 1,054,000	\$ 1,150,000
Non-deductible meals & entertainment	9,000	12,000
FDII deduction	(5,000)	(6,000)
Foreign taxes	(136,000)	(82,000)
State taxes	200,000	169,000
Stock Compensation	(33,000)	18,000
Other	2,000	(25,000)
Provision for income taxes	\$ 1,091,000	\$ 1,236,000

11. Leases

Operating Lease Commitments: The Company leases its facilities under non-cancelable operating leases expiring on various dates through December 31, 2034. The Company has operating leases for the Company's corporate office and manufacturing facilities, which expire at various dates through 2034. The Company's primary operating lease commitments as of December 31, 2024, related to the Company's manufacturing facilities in Valdosta, Georgia and Nogales, Arizona, as well as the Company's corporate headquarters in Aurora, Ontario, Canada.

As of December 31, 2024, the Company had operating lease right-of-use assets of \$8,714,000 and operating lease liabilities of \$8,775,000. As of December 31, 2024, the Company did not have any finance leases recorded on the consolidated balance

Alpha Pro Tech, Ltd.

Notes to Consolidated Financial Statements

sheet. Operating lease expenses were approximately \$1,650,000 and \$1,285,000 for the years ended December 31, 2024 and 2023, respectively.

The aggregate future minimum lease payments and reconciliation to lease liabilities as of December 31, 2024, were as follows:

	<u>December 31,</u>
2025	\$ 1,471,000
2026	1,473,000
2027	1,459,000
2028	1,489,000
2029	1,520,000
Thereafter	<u>4,856,000</u>
Total future minimum lease payments	12,268,000
Less imputed interest	<u>(3,493,000)</u>
Total lease liabilities	<u><u>\$ 8,775,000</u></u>

As of December 31, 2024, the weighted average remaining lease term of the Company's operating leases was 10.04 years. During the year ended December 31, 2024, the weighted average discount rate with respect to these leases was 7.00%.

12. Legal

Legal Proceedings:

On June 7, 2022, the Company filed a lawsuit (the "Lawsuit") in the Fourth Judicial District Court of Utah naming as defendants Mechanized Concepts, LLC, Matthew D. Collegee, Collegee Machine, Engineering, Design, LLC, Joseph Collegee d/b/a/ Collegee Machine, and Justin Staub (collectively, the "Defendants"). The Lawsuit relates to certain equipment ordered from Defendants and paid for by the Company, which Defendants never delivered. In the Lawsuit the Company is seeking the following relief: compensatory damages in the amount \$490,000, representing the money the Company paid for the machines it never received, lost profits in the form of mask sales it could have made if Defendants had delivered the machines on the promised date and other monetary and equitable relief. In 2022, the Company had written off the \$490,000 balance of the deposit paid for the equipment, pending any recovery in the Lawsuit. As of the date hereof, no counterclaims have been asserted against the Company. The Company believes there would not be any meritorious claims against the Company in the Lawsuit. The Lawsuit is in its early stages and the final outcome, including the potential amount of any recovery for the Company's claims, is uncertain.

The Company is subject to various pending and threatened litigation actions in the ordinary course of business. Although it is not possible to determine with certainty at this point in time what liability, if any, the Company will have as a result of such litigation, based on consultation with legal counsel, management does not anticipate that the ultimate liability, if any, resulting from such litigation will have a material effect on the Company's financial condition and results of operations.

13. Employee Benefit Plans

The Company has certain benefit plans. Under the plans, employees may contribute up to 12% of their gross earnings subject to certain limitations. The Company contributes an additional 0.5% of gross earnings for those employees contributing 1% of their gross earnings and contributes 1% of gross earnings for those employees contributing between 2% and 12% of their gross earnings. The total amounts contributed to the plans by the Company were \$46,000 and \$48,000 for the years ended December 31, 2024 and 2023, respectively.

The Company does not have any other significant pension, profit sharing or similar plans established for its employees. Pursuant to his employment agreement with the Company, Lloyd Hoffman, our President and Chief Executive Officer, is contractually entitled to receive from the Company at the conclusion of each fiscal year a cash bonus in an amount equal to 5% pre-tax profits of the Company, excluding bonus expense, as presented in the Company's audited consolidated statements of income for such fiscal year, subject to a maximum payment of \$1,000,000. The Company accrued \$264,000 for the year ended December 31, 2024, compared to \$286,000 for 2023, in connection with the bonus.

Alpha Pro Tech, Ltd.

Notes to Consolidated Financial Statements

14. Activity of Business Segments

The Company operates through two business segments:

(1) **Building Supply**: consisting of a line of construction supply weatherization products. The construction supply weatherization products consist of housewrap and synthetic roof underlayment and synthetic roof underlayment accessories, as well as other woven material. The majority of the Company's equity in income of unconsolidated affiliate (Harmony) is included in the total segment income for the Building Supply segment.

(2) **Disposable Protective Apparel**: consisting of a complete line of disposable protective garments, including shoe covers (including the Aqua Trak® and spunbond shoe covers), bouffant caps, coveralls, frocks, lab coats, gowns and hoods, as well as face masks and face shields for the pharmaceutical, cleanroom, industrial, medical and dental markets. A portion of the Company's equity in income of unconsolidated affiliate (Harmony) is included in the total segment income for the Disposable Protective Apparel segment.

The accounting policies of the segments are the same as those described previously under Summary of Significant Accounting Policies (see Note 2). Segment data excludes charges allocated to the principal executive office and other corporate unallocated expenses and income taxes. The Company evaluates the performance of its segments and allocates resources to them based primarily on net sales.

The following table presents net sales for each segment:

	Years Ended December 31,	
	2024	2023
Building Supply	\$ 35,965,000	\$ 40,396,000
Disposable Protective Apparel	21,875,000	20,836,000
Consolidated net sales	<u>\$ 57,840,000</u>	<u>\$ 61,232,000</u>

The following table presents the reconciliation of total segment income to total consolidated net income:

	Years Ended December 31,	
	2024	2023
Building Supply	\$ 5,746,000	\$ 5,703,000
Disposable Protective Apparel	4,481,000	4,385,000
Total segment income	10,227,000	10,088,000
Unallocated corporate overhead expenses	5,207,000	4,663,000
Provision for income taxes	1,091,000	1,236,000
Consolidated net income	<u>\$ 3,929,000</u>	<u>\$ 4,189,000</u>

Alpha Pro Tech, Ltd.

Notes to Consolidated Financial Statements

The following table presents net sales and long-lived assets, net of accumulated depreciation and amortization, information by geographic area:

	Years Ended December 31,	
	2024	2023
Net sales by geographic region		
United States	\$ 57,211,000	\$ 60,882,000
International	629,000	350,000
Consolidated net sales	<u>\$ 57,840,000</u>	<u>\$ 61,232,000</u>
	As of December 31,	
	2024	2023
Long-lived assets, net by geographic region		
United States	\$ 7,325,000	\$ 4,340,000
International	1,195,000	1,247,000
Consolidated total long-lived assets, net	<u>\$ 8,520,000</u>	<u>\$ 5,587,000</u>

Net sales by geographic region are based on the countries in which our customers are located. For the year ended December 31, 2024, the Company did not generate sales from any single country, except the United States, that were significant to the Company's consolidated net sales.

The following table presents the consolidated net property, equipment, goodwill and intangible assets by segment:

	As of December 31,	
	2024	2023
Building Supply	\$ 6,069,000	\$ 3,389,000
Disposable Protective Apparel	1,424,000	1,213,000
Total segment assets	<u>7,493,000</u>	<u>4,602,000</u>
Unallocated corporate assets	1,082,000	1,040,000
Total consolidated assets	<u>\$ 8,575,000</u>	<u>\$ 5,642,000</u>

15. Concentration of Risk

The Company maintains its cash and cash equivalents in various bank accounts, the balances of which at times may exceed federally insured limits. The Company has not experienced any losses related to these accounts, and management does not believe that the Company is exposed to significant credit risk.

Management believes that adequate provision has been made for risk of loss on all credit transactions.

The Company buys a significant amount of its disposable protective apparel products from a limited number of contract manufacturers located in Asia and, to a much lesser extent, a contract manufacturer in Mexico. Management believes that other suppliers could provide similar products at comparable terms. A change in suppliers, however, could cause a delay in shipment and a possible loss of sales, which would affect operating results adversely.

Alpha Pro Tech, Ltd.

Notes to Consolidated Financial Statements

The Building Supply segment buys semi-finished housewrap and synthetic roof underlayment from its joint venture, Harmony, located in India. Although there are a limited number of manufacturers of the particular product, management believes that other suppliers could provide similar products at comparable terms. A change in suppliers, however, could cause a delay in shipment and a possible loss of sales, which would affect operating results adversely.

The Company provides products to customers located primarily in the United States. Customers accounting for 10% or more of accounts receivable as of December 31, 2024 and 2023, and 10% or more of net sales for the years ended December 31, 2024 and 2023, were as follows:

	December 31,	
	2024	2023
Accounts Receivable:		
Customer A	36%	34%
Customer B	14%	10%
Customer C	*	11%
Net sales:		
Customer A	20%	20%
Customer B	15%	18%
Customer C	13%	14%

* Customer's balance was below the 10% threshold for accounts receivable and/or net sales as of and for the year ended December 31, 2024.

16. Employment Agreements

The Company has entered into an employment agreement with its current President and Chief Executive Officer, which has a term of approximately five years, and which renews in accordance with its terms. The agreement provides that, if the officer's employment is terminated without cause, as defined in the agreements, the officer is entitled to receive certain severance payments. If termination occurs due to retirement, the officer will enter into a four-year consulting arrangement with the Company at a specified percentage of the officer's then current salary. Upon death or disability, the Company will also make certain payments to the officer or the officer's estate or beneficiary, as applicable.

17. Related Party Transactions

During 2024, the Company's only material related party transactions were the Company's transactions with its non-consolidated affiliate, Harmony. (see Note 6.)

18. Subsequent Events

The Company has reviewed and evaluated whether any additional material subsequent events have occurred from December 31, 2024 through the filing date of the Company's Annual Report on Form 10-K. All appropriate subsequent event disclosures have been made in the consolidated financial statements.

Item 9. Changes in and Disagreements with Accountants on Accounting and Financial Disclosure.

None.

Item 9A. Controls and Procedures.**Evaluation of Disclosure Controls and Procedures**

Under the supervision and with the participation of our management, including our (i) President and Chief Executive Officer (principal executive officer) and (ii) Chief Financial Officer (principal financial officer), we evaluated the effectiveness of the design and operation of our disclosure controls and procedures (as such term is defined in Rule 13a-15(e) and Rule 15d-15(e) under the Securities Exchange Act of 1934 (the “Exchange Act”)) as of December 31, 2024 pursuant to the evaluation of these controls and procedures required by Rule 13a-15 of the Exchange Act. Disclosure controls and procedures are the controls and other procedures that we have designed to ensure that we record, process, summarize and report in a timely manner the information that we must disclose in reports that we file with or submit to the SEC under the Exchange Act. Disclosure controls and procedures include controls and procedures designed to ensure that information we are required to disclose is accumulated and communicated to our management, including our principal executive and principal financial officers as appropriate to allow timely decisions regarding required disclosure.

In designing and evaluating our disclosure controls and procedures, we recognize that any controls and procedures, no matter how well designed and operated, can provide only reasonable assurance of achieving the desired control objectives and that we are required to apply our judgment in evaluating the cost-benefit relationship of possible controls and procedures.

Based on the evaluation of our disclosure controls and procedures, our Chief Executive Officer and Chief Financial Officer concluded that our disclosure controls and procedures were effective at the reasonable assurance level as of the end of the period covered by this report.

Management’s Report on Internal Control over Financial Reporting

This report is included in Item 8 and is incorporated herein by reference.

Attestation Report of the Independent Registered Public Accounting Firm

As a result of being a smaller reporting company, we are not required to provide an attestation report from our independent registered public accounting firm regarding our internal control over financial reporting. We have elected not to include such an attestation report in this Annual Report on Form 10-K, which election was approved by the Audit Committee of the Company’s Board of Directors.

Changes in Internal Control Over Financial Reporting

During the fourth quarter of the year ended December 31, 2024, there was no change in our internal control over financial reporting (as such term is defined in Rule 13a-15(f) and Rule 15d-15(f) under the Exchange Act) that has materially affected, or is reasonably likely to materially affect, our internal control over financial reporting.

Item 9B. Other Information.

(a) None.

(b) From time to time, members of the Company’s Board of Directors and officers of the Company may enter into Rule 10b5-1 trading plans, which allow for the purchase or sale of common stock under pre-established terms at times when directors and officers might otherwise be prevented from trading under insider trading laws or because of self-imposed blackout periods. Such trading plans are intended to satisfy the affirmative defense conditions of Rule 10b5-1(c) under the Exchange Act and comply with the Company’s insider trading policy. During the three months ended December 31, 2024, none of the Company’s directors or officers adopted or terminated a “Rule 10b5-1 trading arrangement” or a “non-Rule 10b5-1 trading arrangement,” as each term is defined in Item 408 of Regulation S-K.

Item 9C. Disclosure Regarding Foreign Jurisdictions that Prevent Inspections.

N/A.

PART III

Item 10. Directors, Executive Officers and Corporate Governance.

We have adopted a Code of Business Conduct and Ethics applicable to all of our directors, officers and employees. A copy of the Code of Business Conduct and Ethics is available on the Company's website at www.alphaprotech.com in the "Investors" section under "Corporate Governance." We intend to disclose any amendments to the Code of Business Conduct and Ethics, as well as any waivers for executive officers or directors, on our website at www.alphaprotech.com.

Insider Trading Policy

The Company has a Policy on Insider Trading (the "Policy") governing the purchase, sale and other dispositions of the Company's securities that applies to all Company personnel, including directors, officers, employees, and other covered persons. The Company believes that this Policy is reasonably designed to promote compliance with insider trading laws, rules and regulations, and listing standards applicable to the Company. A copy of the Policy is filed as Exhibit 19 to this Form 10-K.

Other information required by this Item is incorporated by reference pursuant to General Instruction G(3) of Form 10-K from the Company's definitive Proxy Statement for the 2025 Annual Meeting of Shareholders to be filed with the Securities and Exchange Commission ("SEC") pursuant to Regulation 14A. The registrant's definitive Proxy Statement for the Annual Meeting of Shareholders will be filed with the SEC within 120 days of December 31, 2024.

Item 11. Executive Compensation.

The information required by this Item is incorporated by reference pursuant to General Instruction G(3) of Form 10-K from the Company's definitive Proxy Statement for the 2025 Annual Meeting of Shareholders to be filed with the SEC pursuant to Regulation 14A. The registrant's definitive Proxy Statement for the Annual Meeting of Shareholders will be filed with the SEC within 120 days of December 31, 2024.

Item 12. Security Ownership of Certain Beneficial Owners and Management and Related Shareholder Matters.

Securities Authorized for Issuance Under Equity Compensation Plans

The following table summarizes the securities that have been authorized for issuance as of December 31, 2024 under Alpha Pro Tech, Ltd. 2020 Omnibus Incentive Plan (the "2020 Incentive Plan"), which was previously approved by our shareholders at the 2020 Annual Meeting of Shareholders. The 2020 Incentive Plan is described in Note 8 to the consolidated financial statements included in this Annual Report on Form 10-K

Plan Category	Number of securities to be issued upon exercise of outstanding options, warrants and rights (a)	Weighted-average exercise price of outstanding options, warrants and rights (b)	Number of securities remaining available for future issuance under equity compensation plans (excluding securities reflected in column (a)) (c)(1)
Equity compensation plans approved by shareholders	61,100	\$ 4.17	1,733,075(1)
Equity compensation plans not approved by shareholders	-	-	-
Total	61,100	\$ 4.17	1,733,075

- (1) Represents 1,733,075 shares of common stock issuable pursuant to our 2020 Incentive Plan. Does not include 256,675 of time-based restricted stock outstanding under our 2020 Incentive Plan as of December 31, 2024.

The other information required by this Item is incorporated by reference pursuant to General Instruction G(3) of Form 10-K from the Company's definitive Proxy Statement for the 2025 Annual Meeting of Shareholders to be filed with the SEC pursuant to Regulation 14A. The registrant's definitive Proxy Statement for the Annual Meeting of Shareholders will be filed with the SEC within 120 days of December 31, 2024.

Item 13. Certain Relationships and Related Transactions, and Director Independence.

The information required by this Item is incorporated by reference pursuant to General Instruction G(3) of Form 10-K from the Company's definitive Proxy Statement for the 2025 Annual Meeting of Shareholders to be filed with the SEC pursuant to Regulation 14A. The registrant's definitive Proxy Statement for the Annual Meeting of Shareholders will be filed with the SEC within 120 days of December 31, 2024.

Item 14. Principal Accountant Fees and Services.

The information required by this Item is incorporated by reference pursuant to General Instruction G(3) of Form 10-K from the Company's definitive Proxy Statement for the 2025 Annual Meeting of Shareholders to be filed with the SEC pursuant to Regulation 14A. The registrant's definitive Proxy Statement for the Annual Meeting of Shareholders will be filed with the SEC within 120 days of December 31, 2024.

PART IV

Item 15. Exhibits and Financial Statement Schedules.

(a)(1) Financial Statements.

The consolidated financial statements of the Company and its subsidiaries, included herein in Item 8, are as follows:

- Management's Report on Internal Control over Financial Reporting;
- Report of Independent Registered Public Accounting Firm;
- Consolidated Balance Sheets – December 31, 2024 and 2023;
- Consolidated Statements of Income – Years Ended December 31, 2024 and 2023;
- Consolidated Statements of Comprehensive Income – Years Ended December 31, 2024 and 2023;
- Consolidated Statements of Shareholders' Equity – Years Ended December 31, 2024 and 2023;
- Consolidated Statements of Cash Flows – Years Ended December 31, 2024 and 2023; and
- Notes to Consolidated Financial Statements.

(a)(2) Financial Statement Schedules.

The financial statement schedules pursuant to this Item are not included herein because they are not required for a smaller reporting company.

(a)(3) & (b) Exhibits.

The following exhibits are filed with this report or incorporated by reference:

Item 16. Form 10-K Summary.

The Company has elected not to provide a summary of the information contained in this report at this time.

EXHIBIT INDEX
ITEM 15(a)(3)

<u>Exhibit No.</u>	<u>Description</u>
3.1.1	Certificate of Incorporation of Alpha Pro Tech, Ltd., incorporated by reference to Exhibit 3(f) to Form 10-K for the year ended December 31, 1994, filed on March 31, 1995 (File No. 000-19893) (P).
3.1.2	Certificate of Amendment of Certificate of Incorporation of Alpha Pro Tech, Ltd., incorporated by reference to Exhibit 3(j) to Form 10-K for the year ended December 31, 1994, filed on March 31, 1995 (File No. 000-19893) (P).
3.1.3	Certificate of Ownership and Merger (BFD Industries, Inc. into Alpha Pro Tech, Ltd.), incorporated by reference to Exhibit 3(l) to Form 10-K for the year ended December 31, 1994, filed on March 31, 1995 (File No. 000-19893) (P).
3.2	Amended and Restated Bylaws of Alpha Pro Tech, Ltd., incorporated by reference to Exhibit 3.1 to Form 8-K, filed on December 19, 2022 (File No. 000-19893).
4.1	Description of securities registered pursuant to Section 12 of the Exchange Act, incorporated by reference to Exhibit 4.1 to Form 10-K for the year ended December 31, 2019, filed on March 10, 2020 (File No. 001-15725).
10.1	Alpha Pro Tech, Ltd. 2004 Stock Option Plan (As Amended on June 7, 2010), incorporated by reference to Exhibit 10.1 to Form 8-K, filed on June 11, 2010.*
10.2	Non-Qualified Stock Option Agreement of John Ritota, incorporated by reference to Exhibit 4.4 to Form S-8, filed on December 13, 2004 (File No. 333-121184).*
10.3	Incentive Stock Option Agreement of Lloyd Hoffman, incorporated by reference to Exhibit 4.8 to Form S-8, filed on December 13, 2004 (File No. 333-121184).*
10.4	Employment Agreement between the Company and Lloyd Hoffman, dated August 31, 2016, incorporated by reference to Exhibit 10.1 to Form 8-K, filed on September 2, 2016 (File No. 001-15725).*
10.4A	Amendment One to Employment Agreement between the Company and Lloyd Hoffman, dated October 24, 2017, incorporated by reference to Exhibit 10.1 to Form 8-K, filed on October 26, 2017 (File No. 001-15725).*
10.5	Alpha Pro Tech, Ltd. 2020 Omnibus Incentive Plan, incorporated by reference to Exhibit 10.1 to Form 8-K, filed on June 15, 2020 (File No. 001-15725).*
10.5A	First Amendment to the Alpha Pro Tech, Ltd. 2020 Omnibus Incentive Plan, incorporated by reference to Exhibit 10.8A to Form 10-K for the year ended December 31, 2020, filed on March 10, 2021 (File No. 001-15725).*
10.6	Form of Restricted Stock Award Agreement for Non-Employee Directors, incorporated by reference to Exhibit 10.9 to Form 10-K for the year ended December 31, 2020, filed on March 10, 2021 (File No. 001-15725).*
10.7	Lease Agreement, effective as of January 1, 2024, by and between Alpha ProTech Engineered Products, Inc. and Edward Jennings, LLC, incorporated by reference to Exhibit 10.1 to Form 10-Q for the quarter ended March 31, 2024, filed on May 9, 2024 (File No. 000-15725).
10.8	Commercial Lease and Deposit Receipt, effective as of March 1, 2024, by and between the Alpha Pro Tech, Inc., and Nogales Property Management, incorporated by reference to Exhibit 10.2 to Form 10-Q for the quarter ended March 31, 2024, filed on May 9, 2024 (File No. 000-15725).
14	Alpha Pro Tech, Ltd. Code of Business Conduct and Ethics, incorporated by reference to Exhibit 10(r) to Form 10-K/A, filed on April 29, 2004 (File No. 001-15725).
19	Alpha Pro Tech, Ltd. Policy on Insider Trading.
21	Subsidiaries of Alpha Pro Tech, Ltd.
23.1	Consent of Independent Registered Public Accounting Firm.
31.1	Certification of President and Chief Executive Officer pursuant to Rule 13a-14(a) and Rule 15d-14(a) of the Securities Exchange Act, as amended.
31.2	Certification of Chief Financial Officer pursuant to Rule 13a-14(a) and Rule 15d-14(a) of the Securities Exchange Act, as amended.
32.1	Certification Pursuant to 18 U.S.C. Section 1350, as Adopted Pursuant to Section 906 of the Sarbanes-Oxley Act of 2002 – President and Chief Executive Officer.

<u>Exhibit No.</u>	<u>Description</u>
32.2	Certification Pursuant to 18 U.S.C. Section 1350, as Adopted Pursuant to Section 906 of the Sarbanes-Oxley Act of 2002 – Chief Financial Officer.
97	Policy Regarding Recovery of Erroneously-Awarded Compensation, incorporated by reference to Exhibit 97 to Form 10-K for the year ended December 31, 2023, filed on March 13, 2024 (File No. 001-15725),
101	Interactive Data Files for Alpha Pro Tech, Ltd’s Form 10-K for the period ended December 31, 2024, formatted in Inline XBRL.
104	Cover Page Interactive Data File (embedded within the Inline XBRL and contained in Exhibit 101). * Indicates a management contract or compensatory plan or arrangement. (P) Indicates a paper filing with the SEC.

SIGNATURES

Pursuant to the requirements of Section 13 or 15(d) of the Securities Exchange Act of 1934, the registrant has duly caused this report to be signed on its behalf by the undersigned, thereunto duly authorized.

ALPHA PRO TECH, LTD.

DATE: March 12, 2025

BY: /s/Lloyd Hoffman
Lloyd Hoffman
President and Chief Executive Officer

DATE: March 12, 2025

BY: /s/Colleen McDonald
Colleen McDonald
Chief Financial Officer

Pursuant to the requirements of the Securities Exchange Act of 1934, this report has been signed below by the following persons on behalf of the registrant and in the capacities and on the dates indicated.

/s/Lloyd Hoffman
Lloyd Hoffman, President and Chief Executive Officer and Director
(Principal Executive Officer)

/s/Colleen McDonald
Colleen McDonald, Chief Financial Officer
(Principal Financial and Accounting Officer)

/s/Danny Montgomery
Danny Montgomery, Senior Vice President Manufacturing and Director

/s/Donna Millar
Donna Millar, Investor Relations and Director

/s/David Garcia
David Garcia, Director

/s/Dr. John Ritota
Dr. John Ritota, Director

/s/James Buchan
James Buchan, Director

/s/Benjamin Shaw
Benjamin Shaw, Director

(This page intentionally left blank)

CORPORATE INFORMATION

MARKET FOR SHARES

The Company's common shares are quoted on the NYSE American Exchange under the trading symbol "APT."

As of April 14, 2025 there were 10,864,002 shares outstanding and 79 registered shareholders of Alpha Pro Tech, Ltd.

DIVIDEND POLICY

The holders of the Company's common stock are entitled to receive such dividends as may be declared by the Board of Directors of the Company from time to time to the extent that funds are legally available for payment thereof. The Company has never declared or paid any dividends on any of its outstanding shares of common stock. It is the current policy of the Board of Directors to retain any earnings to provide for the development and growth of the Company. Consequently, the Company has no current intention to pay cash dividends in the foreseeable future.

TRANSFER AGENT AND REGISTRAR

Shareholders should refer specific questions concerning their stock certificates, in writing, directly to the Transfer Agent and Registrar at:

Equiniti Trust Company LLC
48 Wall Street, Floor 23
New York, NY 10005

INDEPENDENT REGISTERED PUBLIC ACCOUNTING FIRM

Tanner LLC
3300 N. Triumph Blvd., Suite 410
Lehi, UT 84043

LEGAL COUNSEL

Maynard Nexsen PC
1901 6th Avenue N, Suite 1700
Birmingham, AL 35203

ANNUAL MEETING

The Annual Meeting of Shareholders will be held:
Tuesday, June 10, 2025 at 9:30 am
Microtel Inn & Suites
180 Goulding Avenue
Aurora, Ontario L4G 3Z2
365-809-4680

FORM 10-K

A copy of the Annual Report on Form 10-K filed by the Company with the Securities and Exchange Commission for the fiscal year ended December 31, 2024 is available upon request without charge to persons who are beneficial shareholders as of the record date for the 2025 Annual Meeting. Such written requests should be directed to:

Alpha Pro Tech, Ltd.
53 Wellington Street East
Aurora, Ontario L4G 1H6

OFFICERS AND DIRECTORS

Lloyd Hoffman

President and Chief Executive Officer and Director

Colleen McDonald

Chief Financial Officer

Danny Montgomery

Sr. V.P. Manufacturing and Director

Donna Millar

Investor Relations and Director

David Garcia

Director
Retired Independent Businessman

Dr. John Ritota

Director
Dentist – Ritota & Ritota P.A.

James W.A. Buchan

Director
Management – Bell Canada

Benjamin A. Shaw

Director
Sr. Director & Controller – Western Governors University



Corporate Head Office
53 Wellington Street East
Aurora, Ontario
L4G 1H6
Phone: 800 847-9725
Fax: 905 479-9732
Email: ir@alphaprotech.com