




Bringing humanity to business



# Human at the **core**

2025 ANNUAL REPORT



# To our shareholders,

2025 was a year when AI became a true imperative.

Throughout the year, we witnessed a “seesaw” of market sentiment. On one side, there was the optimism of AI’s potential to revolutionize the Customer Experience (CX) through hyper-personalization and unprecedented efficiency. On the other, the market faced the challenge of execution—navigating the complexities of data management and systems integration while trying to maintain brand authenticity in an automated world. This tension defined the landscape, transforming AI from a speculative tech trend into a strategic imperative that demanded both bold vision and disciplined leadership.

Against this backdrop, TTEC chose a path of deliberate, human-centric focus. While many in the market were distracted by the sheer speed of AI development, we prioritized the purpose of the technology: to deepen our connection with every customer and empower each one of our people. For us, 2025 was not about replacing the human touch, but about using AI to remove the friction that often gets in its way.

We worked with our clients to move beyond pilot programs to deploy scalable solutions that handled the administrative tasks, giving our teams the cognitive space to do what they do best—solve complex problems with empathy, creativity, and intuition. By anchoring our innovation in this “human-first” philosophy, we transformed the challenges of AI execution into a distinct competitive advantage helping clients design, build, deploy and operate AI-first solutions that built customer loyalty instead of destroying it.

## Progress across the business

Our consultants, data analysts, full stack engineers, CX journey orchestrators, operations leaders and frontline teams stay focused on serving our clients and delighting their customers. In 2025:

- We deepened our relationships with our largest clients capturing an increased “share of wallet” as they expanded their use of our end-to-end consulting, technology and managed services portfolio. Sales of new lines of business launched in 2025, to our base, were strong in both our Engage and Digital segments increasing year over year.
- Across the business, we attracted a substantial number of new clients with our AI forward and vertical solution approach. Several of these clients are new to having a CX partner—a shift driven by a data and AI landscape that has become too complex for clients to navigate alone.
- We grew our strategic technology partnerships as we collaborated on new client sales opportunities and innovative solution development. Our professional services with these technology partners grew 16%, outside of our legacy CCaaS practices.

“

While many in the market were distracted by the sheer speed of AI development, we prioritized the purpose of the technology: to deepen our connection with every customer and empower each one of our people.”

- We continued to increase the penetration of AI-enabled solutions with our embedded base, and are integrating this innovative functionality in every new TTEC Engage and TTEC Digital opportunity. We expect to achieve near 100% adoption of AI solutions with our client base by the end of 2026.
- And, importantly, we continued to invest in our global team of CX engineers, consultants, data analysts and associates, earning Great Place to Work certification in 15 countries, several more countries than last year.

## **TTEC Engage — A client-centric focus on operational excellence in our digital CX segment**

As planned, we delivered solid progress this year as we continued to advance our transformation agenda with a disciplined focus on profitable and sustainable growth. We are seeing encouraging traction across the business as clients increasingly turn to us for modern, digital-first CX solutions and operational excellence.

We are expanding our role by introducing new vertical-specific solutions, increasing cross-sell of digital capabilities, and consistently delivering on the priorities that matter most to our clients. At the same time, our new client pipeline reflects healthy momentum, attracting world-class brands that are seeking AI-enabled CX solutions that deliver the highest quality interactions.

We remain disciplined in our pursuit of operating leverage and margin expansion. Our digital-first strategy is yielding significant efficiencies; our strengthened leadership team has energized our front-line performance as we continue to optimize our global delivery mix.

We are focused on winning new business that meets our profitability expectations and, in parallel, we are working to rationalize underperforming contracts. While this creates a temporary revenue headwind, it secures a healthier client portfolio, superior margins, and a more resilient growth profile. Ultimately, these deliberate actions ensure we are not just growing, but growing profitably and sustainably.

“

We are seeing encouraging traction across the business as clients increasingly turn to us for modern, digital-first CX solutions and operational excellence.”



## TTEC Digital meeting the market demand with AI-first solutions

Turning to TTEC Digital, we continue to evolve our professional and managed services to meet the changing needs and priorities of the market. Clients are looking to us as experts to help them navigate their digital evolution. Because we specialize in building value through the strategic application of data, AI and automation, we are helping ensure that every innovation translates directly into disciplined, measurable business outcomes.

While these engagements may begin smaller than traditional CCaaS migrations, they are highly strategic. They leverage our strengths in AI, data analytics, consulting, journey orchestration, and systems integration. Because of our fluency with all the major CX technologies these engagements often benefit from the network effect where they expand into multiphase professional and managed services relationships.

This shift is broadening our addressable market and attracting new types of clients. Our technology-agnostic approach, combined with our ability to rapidly pilot use cases across all major hyperscalers is positioning us as a trusted partner for complex, multiplatform CX transformations. As a result, we are seeing growing demand for adjacent services and continued momentum in professional services pipeline and bookings.

## Grateful for your continued support

In 2025, we prioritized sustainable, high-margin growth and as we transition into 2026, we remain dedicated to this trajectory. While this disciplined approach may result in a near-term revenue dip, it reflects a purposeful “remixing” of our portfolio. In Engage, we are exiting a few underperforming accounts and migrating to higher-margin models; in Digital, we are evolving from legacy point solutions to comprehensive CX transformation. This strategic recalibration will ensure we enter 2027 more agile and more profitable than before.

On behalf of our Board of Directors, our executive leadership team, and our dedicated employees across the globe, thank you for your continued trust and support. We are proud of the progress we have made and look forward to sharing our continued evolution with you as we build a future that is as innovative as it is human.



**Kenneth D. Tuchman**  
Founder, Chairman and Chief Executive Officer

“

This shift is broadening our addressable market and attracting new types of clients. Our technology-agnostic approach, combined with our ability to rapidly pilot use cases across all major hyperscalers is positioning us as a trusted partner for complex, multiplatform CX transformations.”



THIS PAGE INTENTIONALLY LEFT BLANK

# UNITED STATES SECURITIES AND EXCHANGE COMMISSION

Washington, D.C. 20549

## Form 10-K

(Mark One)

ANNUAL REPORT PURSUANT TO SECTION 13 OR 15(d) OF THE SECURITIES EXCHANGE ACT OF 1934

For the fiscal year ended December 31, 2025

TRANSITION REPORT PURSUANT TO SECTION 13 OR 15(d) OF THE SECURITIES EXCHANGE ACT OF 1934

For the transition period from \_\_\_\_\_ to \_\_\_\_\_  
Commission File Number: 001-11919

### TTEC Holdings, Inc.

(Exact name of registrant as specified in its charter)

Delaware  
(State or other jurisdiction of  
incorporation or organization)

84-1291044  
(I.R.S. Employer  
Identification No.)

100 Congress Avenue, Suite 1425, Austin, Texas 78701  
(Address of principal executive offices)

Registrant's telephone number, including area code:  
**(303) 397-8100**

Securities registered pursuant to Section 12(b) of the Act:

Title of each class	Trading Symbol	Name of each exchange on which registered
Common stock of TTEC Holdings, Inc., \$0.01 par value per share	TTEC	NASDAQ

Securities registered pursuant to Section 12(g) of the Act: **None.**

Indicate by checkmark if the registrant is a well-known seasoned issuer, as defined in Rule 405 of the Securities Act.

Yes  No

Indicate by check mark if the registrant is not required to file reports pursuant to Section 13 or 15(d) of the Act of 1934. Yes  No

Indicate by check mark whether the registrant (1) has filed all reports required to be filed by Section 13 or 15(d) of the Securities Exchange Act of 1934 during the preceding 12 months (or for such shorter period that the registrant was required to file such reports) and (2) has been subject to such filing requirements for the past 90 days. Yes  No

Indicate by check mark whether the registrant has submitted electronically every Interactive Data File required to be submitted pursuant to Rule 405 of Regulation S-T (§232.405 of this chapter) during the preceding 12 months (or for such shorter period that the registrant was required to submit such files).

Yes  No

Indicate by check mark whether the registrant is a large accelerated filer, an accelerated filer, a non-accelerated filer, a smaller reporting company, or an emerging growth company. See the definitions of "large accelerated filer," "accelerated filer," "smaller reporting company" and "emerging growth company" in Rule 12b-2 of the Exchange Act.

Large accelerated filer

Accelerated filer

Non-accelerated filer

Smaller reporting company

Emerging growth company

If an emerging growth company, indicate by check mark if the registrant has elected not to use the extended transition period for complying with any new or revised financial accounting standards provided pursuant to Section 13(a) of the Exchange Act.

Indicate by check mark whether the registrant has filed a report on and attestation to its management's assessment of the effectiveness of its internal control over financial reporting under Section 404(b) of the Sarbanes-Oxley Act (15 U.S.C. 7262(b)) by the registered public accounting firm that prepared or issued its audit report.

If securities are registered pursuant to Section 12(b) of the Act, indicate by check mark whether the financial statements of the registrant included in the filing reflect the correction of an error to previously issued financial statements.

Indicate by check mark whether any of those error corrections are restatements that required a recovery analysis of incentive-based compensation received by any of the registrant's executive officers during the relevant recovery period pursuant to §240.10D-1(b).

Indicate by check mark whether the registrant is a shell company (as defined in Rule 12b-2 of the Act). Yes  No

As of June 30, 2025, the last business day of the registrant's most recently completed second fiscal quarter, there were 48,400,131 shares of the registrant's common stock outstanding. The aggregate market value of the registrant's voting and non-voting common stock that was held by non-affiliates on such date was \$96,566,358 based on the closing sale price of the registrant's common stock on such date as reported on the NASDAQ Global Select Market.

As of February 20, 2026, there were 48,565,548 shares of the registrant's common stock outstanding.

#### DOCUMENTS INCORPORATED BY REFERENCE

Certain information required for Part III of this report is incorporated by reference to the proxy statement for the registrant's 2026 annual meeting of stockholders.



**TTEC HOLDINGS, INC. AND SUBSIDIARIES**  
**DECEMBER 31, 2025 FORM 10-K**

**TABLE OF CONTENTS**

	<u>Page No.</u>
<b>CAUTIONARY NOTE ABOUT FORWARD-LOOKING STATEMENTS</b>	ii
<b>RISK FACTORS SUMMARY</b>	iii
<b>AVAILABILITY OF INFORMATION</b>	v
<b>PART I</b>	
Item 1. Business	1
Item 1A. Risk Factors	8
Item 1B. Unresolved Staff Comments	27
Item 1C. Cybersecurity	27
Item 2. Properties	29
Item 3. Legal Proceedings	30
Item 4. Mine Safety Disclosures	30
<b>PART II.</b>	
Item 5. Market for Registrant’s Common Equity, Related Stockholder Matters and Issuer Purchases of Equity Securities	30
Item 6. <Reserved>	32
Item 7. Management’s Discussion and Analysis of Financial Condition and Results of Operations	33
Item 7A. Quantitative and Qualitative Disclosures About Market Risk	44
Item 8. Financial Statements and Supplementary Data	47
Item 9. Changes in and Disagreements with Accountants on Accounting and Financial Disclosure	47
Item 9A. Controls and Procedures	47
Item 9B. Other Information	48
Item 9C. Disclosure Regarding Foreign Jurisdictions that Prevent Inspections	48
<b>PART III</b>	
Item 10. Directors, Executive Officers and Corporate Governance	49
Item 11. Executive Compensation	49
Item 12. Security Ownership of Certain Beneficial Owners and Management and Related Stockholder Matters	49
Item 13. Certain Relationships and Related Transactions, and Director Independence	49
Item 14. Principal Accountants Fees and Services	49
<b>PART IV</b>	
Item 15. Exhibits and Financial Statement Schedules	50
Item 16. Form 10-K Summary	52
<b>SIGNATURES</b>	53
<b>INDEX TO THE CONSOLIDATED FINANCIAL STATEMENTS OF TTEC HOLDINGS, INC.</b>	F-1

## CAUTIONARY NOTE ABOUT FORWARD-LOOKING STATEMENTS

This Annual Report on Form 10-K contains “forward-looking statements” within the meaning of Section 27A of the Securities Act of 1933, Section 21E of the Securities Exchange Act of 1934, and the Private Securities Litigation Reform Act of 1995. Forward-looking statements include, but are not limited to, statements regarding our operations, expected financial condition, results of operation, effective tax rate, cash flow, leverage, liquidity, business strategy, competitive position, demand for our services in international operations, acquisition opportunities and impact of acquisitions, capital allocation and dividends, growth opportunities, spending, capital expenditures and investments, competition and market forecasts, industry trends, our human capital resources, and other business matters that are based on our current expectations, assumptions, and projections with respect to the future, and are not a guarantee of performance.

In this report, when we use words such as “may,” “believe,” “plan,” “will,” “anticipate,” “estimate,” “expect,” “intend,” “project,” “would,” “could,” “target,” or similar expressions, or when we discuss our strategy, plans, goals, initiatives, or objectives, we are making forward-looking statements. Unless otherwise indicated or except where the context otherwise requires, the terms “TTEC,” “the Company,” “we,” “us” and “our” and other similar terms in this report refer to TTEC Holdings, Inc. and its subsidiaries.

We caution you not to rely unduly on any forward-looking statements. Actual results may differ materially from those expressed in the forward-looking statements, and you should review and consider carefully the risks, uncertainties, and other factors that affect our business and may cause such differences as outlined in the section of this report entitled “Risk Factors”.

Important factors that could cause our actual results to differ materially from those indicated in the forward looking statements include, among others, risks related to our strategic execution in a competitive market, our ability to innovate and introduce technologies that are sufficiently disruptive to allow us to maintain and grow our market share such as the effective adoption of artificial intelligence into our solutions, our leverage and debt service obligations related risks, risks specific to the terms of our credit facility, risks related to the financial and operating restrictions built into our credit agreement, risks related to the changes in client service demands and the level of effort and capacity forecasting, risks related to our cost containment efforts, risks specific to outsourcing trends and the prices that clients are willing to pay to outsource services that we provide, uncertainties tied to goodwill, assets and strategic investment impairments, risks inherent in M&A activity, revenue risks specific to client concentration in our TTEC Engage business segment, risks specific to our technology partners in our TTEC Digital business segment and to the impact on our business due to TTEC Digital clients’ transition to public cloud and SaaS solutions, risks specific to our public sector business, risks specific to our clients seeking to transfer to us risks related to cybersecurity, data privacy and emerging technologies that we cannot control or mitigate, risks specific to our remote delivery model, risks specific to our ability to recruit and retail labor at the right price point to meet changing business demands, risks specific to our operational controls and employee misconduct, risks arising from our long sales cycles and lead time to revenue, risks tied to our ability to meet our clients’ geographic footprint expansions, operational risks that arise from events outside of our control, risks specific to cost and availability of labor, telecommunication services and energy that cannot be passed on to clients, risks tied to contracting terms typical in our industry that lead to revenue volatility and impact profitability; risks related to disruption to our information technology systems, cybersecurity events and unauthorized data access, reliance on communication and utility services provided by third parties, risks specific to use of AI technologies in our client offerings and in how we run our business, and our growing reliance on third parties for data, cloud and SaaS services; risks specific to uncertainties and inconsistencies in privacy, data protection and AI oversight laws, the high cost of compliance with such laws and business impacts if we fail to comply, high cost and reputational damage of wage and hour, ADA, and ERISA class action lawsuits, risks specific to the uncertainties in AI regulatory environments, risks specific to IP protection and infringement, risks inherent in the changes in income tax rates, ability to timely secure and maintain licenses needed to support certain regulated lines of business, and risks specific to the interpretations of transfer pricing arrangements, risks specific to our operations outside of the U.S., risks inherent in our geographic concentration in certain markets where weather and regulatory environment may represent significant challenges; risks inherent in our capital structure, our controlling shareholder risk, risks related to the price and trading volumes of our common stock being affected by factors that we cannot fully impact or control, risks inherent in our dividend and stock repurchase policies, risks specific to being a Delaware company and

provisions in our charter documents that may discourage, delay or prevent change in control events potentially depressing the price of our common stock, risks arising from the fact that we may decide to redomesticate our business outside of Delaware, and the fact that our chairman and chief executive officer has control over matters requiring shareholder action potentially impacting our stock price and making it less attractive to investors.

Our forward-looking statements speak only as of the date that this report is filed with the United States Securities and Exchange Commission (“SEC”). We undertake no obligation to update them, except as may be required by applicable law. Although we believe that our forward-looking statements are reasonable, they depend on many factors outside of our control and we can provide no assurance that they will prove to be correct. You should, however, consult any subsequent disclosures we make in our filings with the SEC on Forms 10-Q or 8-K.

Although we believe that our forward-looking statements are reasonable, they depend on many factors outside of our control and we can provide no assurance that they will prove to be correct.”

## **RISK FACTORS SUMMARY**

The following is a summary of the principal risks and uncertainties that could adversely affect our business, financial condition, and results of operations.

### Risks Related to Our Strategy and Our Financial Operation

- Failure to successfully execute our business strategy could adversely affect our financial results;
- Our market is highly competitive, and we may not be able to compete effectively;
- Our clients rapid adoption of Artificial Intelligence (AI) solutions could reduce demand for our services and adversely affect our business, results of operations, and financial condition if we cannot adapt and offer differentiated AI-enabled service offerings;
- Our leverage and debt service obligations, and the terms of our credit facility, may adversely affect our business and financial condition;
- We are subject to financial and operating restrictions built into our credit agreement;
- If our client service demand, level of effort and capacity forecasts are not accurate, our ability to serve our clients profitably could be materially impacted;
- Our cost containment efforts may constrain investments necessary for growth and business opportunities, while failure to manage costs effectively could adversely impact our profitability and ability to service debt;
- The current outsourcing trend may not continue, and the prices that clients are willing to pay for the services may diminish, adversely affecting our business;
- We have incurred, and may in the future incur, impairments to goodwill, long-lived assets or strategic investments, which would impact our financial results of operations;
- We routinely consider strategic transactions and may enter into such transactions at any time, such transactions could negatively impact our business and create unanticipated risks.

### Risk Related to Our Business Operations, and Our Industry

- A large portion of TTEC Engage revenue is generated from approximately 150 clients, and the loss of one or more of these clients or a significant reduction in their business volumes with us could adversely affect our business;
- A large portion of TTEC Digital’s revenue is generated from technology partners whose continued partnership with us, risk sharing practices, and product reliability may adversely impact our business;
- As TTEC Digital clients transition from on premises information technology solutions to public cloud and SaaS services, our business may be impacted;
- Our public sector business represents unique risks that can negatively impact our results of operations;
- The trend of clients seeking to transfer to service providers growing risks related to cybersecurity, data privacy and emerging technologies could significantly impact our operations and profitability;
- Our remote service delivery model exposes us to identity verification, compliance, cybersecurity, and operational risks that could harm our business;

- If we cannot recruit and retain qualified employees to respond to client demands at the right price point, our business will be adversely affected;
- Employee misconduct may result in liability, reputational harm, and loss of business,
- Long sales cycles in certain parts of our business can lead to long lead times before we receive revenue;
- If we are unable to maintain a geographically diverse footprint, our profitability may be adversely affected;
- Our business can be disproportionately adversely impacted by events outside of our control that impact our clients, such as economic conditions, geopolitical tensions, and outbreaks of infectious diseases;
- The cost and availability of labor, telecommunication services, energy, and other operational necessities could adversely affect our results of operations; and
- Contract terms typical in our industry can lead to volatility in our revenue and profitability.

#### Risks Related to Our Use of Technology and Third-Party Services

- A disruption to our information technology systems could adversely affect our business and reputation;
- Cyberattacks, cyber fraud, and unauthorized data access could harm us or our clients and result in liability, and could adversely affect our business and results of operations;
- Significant interruptions in communication and utility services provided to us by third-party vendors could adversely impact our business;
- Use of AI technology in our client offerings could result in liability and harm to our reputation and may adversely impact our results of operations;
- Use of AI in operations introduces risks that could materially affect our business and reputation; and
- Our growing reliance on third parties for data, software, cloud and SaaS services could adversely impact our business.

#### Risks Related to Legal and Regulatory Environment

- Our financial results may be affected by changes in laws and regulations that impact our business and by our failure to comply with such requirements;
- Uncertainty and inconsistency in privacy and data protection laws relevant to our business, the high cost of compliance with such laws, and the failure to comply with related contractual obligations may impact our ability to deliver services profitably;
- Wage and hour, ADA, and ERISA fiduciary class action lawsuits can expose us to costly litigation and damage our reputation;
- Evolving and fragmented AI regulations may increase compliance costs, limit our offerings, and harm our reputation;
- Challenges in protecting our intellectual property and its infringement by others may adversely impact our ability to innovate and compete;
- Increases in income tax rates, changes in income tax laws, or disagreements with tax authorities could adversely affect our business;
- Our inability to timely secure or maintain licensing required to perform certain of our regulated services may significantly impact our results of operations; and
- If our transfer pricing arrangements are ineffective, our tax liability may increase.

#### Risks Related to Our Operations Outside of the United States

- We face special risks associated with international operations; and
- Our delivery model involves geographic concentration outside of the United States, exposing us to significant operational risks.

#### Risks Related to Ownership of Our Common Stock

- The price and trading volumes of our common stock may fluctuate significantly due to many factors, some of which we cannot control;

- There can be no assurance that we will resume paying dividends or repurchasing our shares or the cadence or levels of these activities;
- The exclusive forum provision for dispute resolution in our bylaws could limit our stockholders' ability to obtain a favorable judicial forum for their disputes;
- Delaware law and provisions in our certificate of incorporation and bylaws might discourage, delay or prevent a change in control of our Company, potentially depressing the price of our common stock;
- We may change our state of incorporation from Delaware to another jurisdiction, which could affect our stockholders' rights and the market perception of our common stock;
- Our Chairman and Chief Executive Officer holds majority voting control, and his interests may conflict with those of other stockholders; and
- Our status as a "controlled company" could make our common stock less attractive to investors or otherwise harm our stock price.

#### **AVAILABILITY OF INFORMATION**

As of the date of this report, TTEC Holdings, Inc.'s principal executive offices are located at 100 Congress Avenue, Suite 1425, Austin, Texas 78701. Electronic copies of our Annual Reports on Form 10-K, Quarterly Reports on Form 10-Q, Current Reports on Form 8-K, Proxy Statements and any amendments to these reports are available free of charge by (i) visiting our website at <http://www.ttec.com/investors/sec-filings/> or (ii) sending a written request to Investor Relations at our corporate headquarters or to [investor.relations@ttec.com](mailto:investor.relations@ttec.com). TTEC's SEC filings are posted on our corporate website as soon as reasonably practical after we electronically file such materials with, or furnish them to, the SEC. Information on our website is not incorporated by reference into this report.

You may also access any materials that we file with the SEC via the SEC's public website at [www.sec.gov](http://www.sec.gov).

[This page intentionally left blank]

**PART I**  
**ITEM 1.**  
**BUSINESS**

**Our Business**

Founded in 1982, TTEC Holdings, Inc. (“TTEC”, “the Company”, “we”, “our”, or “us”; pronounced “T-TEC”) is a global customer experience (“CX”) technology and services outsourcing partner for marquee and high-growth brands and public sector clients. The Company designs, builds, and operates Artificial Intelligence (“AI”) enabled customer experiences across live interaction channels and provides data-driven digital solutions to help clients improve customer satisfaction and loyalty, increase customer revenue and profitability, and optimize overall cost to serve. As of December 31, 2025, TTEC served over 720 clients across targeted industry verticals including financial services, healthcare, public sector, communications, technology, media, entertainment, travel and hospitality, automotive and retail.

TTEC operates and reports its financial results of operations through two business segments.

- **TTEC Digital** is one of the largest CX technology and service providers and is focused on the intersection of Contact Center as a Service (“CCaaS”), Customer Relationship Management (“CRM”), and AI and Analytics. A professional services organization comprised of software engineers, systems architects, data scientists and CX strategists, this segment creates and implements strategic CX transformation roadmaps; sells, operates, and provides managed services for cloud platforms and premise-based CX technologies, including Amazon Web Services (“AWS”), Cisco, Genesys, Google, and Microsoft, and creates proprietary IP to support industry specific and custom client needs. TTEC Digital serves clients across enterprise and small and medium-sized business segments and has a dedicated unit with government technology certifications serving the public sector.
- **TTEC Engage** provides digital first, AI-enabled CX operational and managed services to support large, complex enterprise clients’ end-to-end customer interactions at scale across the world. Tailored to meet industry-specific business needs, this segment delivers data-driven omnichannel customer care, customer acquisition, growth and retention services, tech support, fraud mitigation and back-office solutions. The segment’s digital first delivery model covers the entire solution lifecycle including associate recruitment, onboarding, training, delivery, workforce management and quality assurance.

TTEC pursues its CX market leadership through its TTEC Digital and TTEC Engage business segments and, based upon client needs, through strategic collaboration between the segments. TTEC’s ability to deliver comprehensive and transformational customer experience solutions to its clients is a marketplace differentiation, including integrated AI-enabled CX technology and service solutions, go-to-market strategies, and innovative offerings.

During 2025, the TTEC Digital and TTEC Engage global operating platform delivered onshore, nearshore and offshore services in 22 countries on six continents -- the United States, Australia, Belgium, Brazil, Bulgaria, Canada, Colombia, Costa Rica, Egypt, Germany, Greece, Honduras, India, Ireland, Mexico, the Netherlands, New Zealand, the Philippines, Poland, South Africa, Thailand, and the United Kingdom – with contributions from approximately 51,000 customer care associates, consultants, technologists, and CX professionals.

Our revenue for fiscal 2025 was \$2,137 million, of which approximately \$469 million, or 22%, was generated from our TTEC Digital segment and \$1,668 million, or 78%, was generated from our TTEC Engage segment.

To advance our competitive position in a rapidly changing market and to provide our clients with modernized CX technology and service solutions, we continue to develop our portfolio of service offerings for both mainstream and high-growth disruptive businesses, diversifying and strengthening our core CX services with AI-enhanced, technology-enabled, outcomes-focused services, data analytics, insights, and consulting.

We also invest to broaden our CX product and service capabilities and partnerships, increase our global client base and industry expertise, expand our geographic footprint to the needs of our global clientele, and further scale our solutions within and between our TTEC Digital and TTEC Engage segments.

## **Our Industry – Key Emerging Themes**

The CX landscape is undergoing a dynamic transformation, driven by technological advancements and evolving customer experience expectations. Based on our experience of operating the business over the last 40+ years, we are observing the following trends and opportunities, among others:

**AI-powered CX:** As brands endeavor to integrate artificial intelligence into customer experience, many companies lack the necessary technology and delivery readiness or face challenges in providing quality personalized and insightful automation. Systems and workflows are not prepared to take advantage of AI benefits.

**Industry Consolidation Driven by a Highly Fragmented Market:** The CX market is highly fragmented with no single provider dominating the market.

**Enterprise-Level Vendor Consolidation:** Multinational corporations are increasingly favoring a consolidation of strategic technology vendors within the CX domain.

**Cybersecurity as a Critical Differentiator:** Clients expect their service providers to make investments in sophisticated information security controls to protect CX operating environments where attempts at unauthorized access are common and where expansion of solutions that rely on staff who work remotely increases risks to the stability of service delivery.

**Evolving Customer Expectations and Delivery Models:** In today's customer experience landscape, evolving customer expectations present a distinct market opportunity for brands that can adeptly navigate and capitalize on evolving customer demands.

## **Our Growth Strategy**

As a leader and innovator in the global customer experience technology services and business process outsourcing (BPO) markets, our strategy is directed towards sustainable long-term growth in revenue and profitability. Our approach is to leverage our 43 years of operational excellence in customer engagement with AI-enabled technology-infused platforms and managed services. Our strategic imperatives include:

- Deepening Client Relationships with new work types and expansion into new client lines of business
- Targeting Industry Leaders as Clients
- Enhancing Global Sales and Marketing Synergies
- Expanding in Key Geographic Markets
- Targeting Key Strategic Acquisitions
- Investing in Tech-Driven Innovation
- Diversifying and Leveraging our Technology Partner Ecosystem

By integrating these strategic pillars, we are setting a course to not only lead in the CX sector but also to drive responsible and inclusive growth that benefits all stakeholders.

## **Our Integrated Service Offerings and Business Segments**

### **TTEC Digital and the CX Technology Services Industry**

TTEC Digital clients are seeking solutions in many areas including cost optimization, CX technology modernization, inclusive of migrating to a more agile cloud-based ecosystem, improved CX talent and expertise, and practical solutions to further enable CX applications, including the design, implementation and pragmatic delivery of AI capabilities. TTEC Digital takes a technology agnostic approach to these challenges and focuses on designing and delivering solutions to each client's specific business needs at the intersection of contact center, CRM, and AI and Analytics. TTEC Digital supports the majority of CX platform and solution requirements through its strategic partnerships with the leading CX software vendors including Genesys, Microsoft, Cisco, AWS, Google, Salesforce, ServiceNow, and Nice among others.

TTEC Digital's solutions are built to respond to market needs for both enterprise and small and medium-sized business clients. AI design and delivery capabilities are woven across all five pillars of our offerings.

- Professional Services: System design, configuration and integration
- Managed Services: Cloud application and premise support
- CX Consulting: Transformation strategy and design
- CX Data and Analytics: Data science, engineering, and visualization
- IP & Software: Custom software engineering through TTEC Digital's IP and Software division

The segment has a three-pronged go to market strategy that includes growing existing client relationships, partner channel motions and general market development. Since 2022, TTEC Digital has been expanding its Hyderabad Innovation Studio in India with the goal of continuing to grow its offshore delivery capabilities, and currently approximately 40% of the staff are located in one of several offshore locations.

### **TTEC Engage and the CX BPO Services Industry**

The TTEC Engage segment's solutions are built to respond to the following market needs for clients.

- Customer Support
- Tech Support
- Revenue Generation and Growth Services
- Fraud Mitigation
- AI Operations, including data annotation and labeling
- Back-Office Support

TTEC Engage goes to market through a vertical approach with customized solutions that include industry specific talent, technology, certifications, and capabilities. For example, in the Banking, Financial Services and Insurance (BFSI) vertical, we support several lines of business with customized offerings for retail banking, online banking, credit card, property and casualty and loans. In healthcare, the segment supports care, technical support, revenue generation and back-office capabilities to meet the needs of payer, provider, clinical and pharma clients.

### **Our Competitive Strengths**

#### **Approach to Next-Generation Customer Engagement**

We tailor our services to meet the diverse needs of our clients, providing both comprehensive, cross-segment integrated solutions and specialized, discrete engagements. Detailed insights into our operational segments and global reach are included in Part II, Item 8. Financial Statements and Supplementary Data.

Our stature as an industry leader in customer engagement is underpinned by an innovative strategy and a forward-looking vision. We believe our key strengths include the following areas:

- **Outcome-based approach to solutions:** Given the full suite of TTEC's technology and operational capabilities, the Company creates solutions for clients based on specific outcomes – cost containment, improved customer experience, revenue growth, or otherwise. Competitors may say that they have an end-to-end set of capabilities, but TTEC is the only one with deep partnerships with all of the hyperscalers, and best-in-class point solutions allowing the Company to make a measurable impact when we have the opportunity to control all of the levers – human and digital.
- **AI-Driven Technology Infrastructure:** Our state-of-the-art technology infrastructure and global data center network unite to form a powerful foundation for AI-driven solutions. We leverage AI across the entire associate lifecycle including recruiting, onboarding, training and performance management.
- **Deep Industry Expertise:** Our competitive advantage is further enhanced by our deep industry expertise, which allows us to tailor solutions that are not only technologically advanced but also intricately aligned with the specific nuances and regulatory requirements of the industries we serve.
- **Strategic Technology Partnerships:** Our robust partner ecosystem includes key players in digital channels, enhancing our ability to deliver efficient, high-impact personalized customer experiences. Since we are technology agnostic, we can offer solutions that are based on the client's specific needs.

- **Globally Deployed Operating Best Practices:** We can deliver a consistent, scalable, high-quality experience to our clients' customers from any of our 54 global customer delivery centers and geographically disbursed work from home associate base.
- **Innovative Talent Development and Impact Sourcing:** Our talent development strategy seamlessly merges cutting-edge innovation with a commitment to social responsibility.

### **Clients**

We develop long-term relationships with clients globally, including many of the worlds' iconic brands, Fortune 1000 companies, small and medium-sized businesses, and public sector agencies. These organizations operate in customer intensive industries or sectors, where complexities and customer focus require a partner that can quickly design and build integrated technology and data-enabled services, often on a global scale. In 2025, our top five and 10 clients represented 31% and 47% of total revenue, respectively.

In several of our offerings across TTEC Digital and TTEC Engage, we enter into long-term relationships that provide us with a more predictable recurring revenue stream. In our TTEC Digital segment, our CX managed services technology solution contracts have an average three-year term and include early termination penalties. In our TTEC Engage segment, most of our contracts can be terminated for convenience by either party, but our relationships with our top five clients have ranged from 6 to 26 years including multiple programs and contract renewals for most of these clients. In 2025, we had a 95% revenue retention rate for TTEC Engage, versus 82% in 2024. The increase is primarily attributable to stabilization of the decline of one of our large financial services clients that impacted 2024.

Certain of our communications clients provide us with telecommunication services through arm's length negotiated transactions. These clients currently represent approximately 8% of our total annual revenue. Expenditures under these supplier contracts represent less than 1% of our total operating costs.

### **Competition**

We are a leading global customer experience technology and services outsourcing partner for many of the world's marquee and high-growth brands, Fortune 1000 companies, and public sector clients. Our competitors vary by geography, business segment and vertical focus, and range from large multinational corporations to smaller, narrowly focused enterprises. Across our lines of business, principal competitive factors include: client relationships, technology and process innovation, quality and stability of the integrated solutions, digital and virtual delivery capabilities, operational performance and efficiencies, pricing, brand recognition, and financial strength.

Our strategy in maintaining market leadership is to invest, innovate, and provide integrated value-driven services, all centered around customer engagement management. We are executing on a more expansive, holistic strategy by transforming our business into higher-value offerings through organic investments and strategic acquisitions. As we execute, we are differentiating ourselves in the marketplace and entering new markets that introduce us to an expanded competitive landscape.

For TTEC Digital, our main competitors include global systems integration firms, niche and large-scale technology consulting service providers, and technology companies whose solutions we integrate, deploy and maintain for clients, including Deloitte, Accenture, Infosys, Cognizant, Hitachi Data Systems, Slalom, Globant, TechMahindra, and ConvergeOne, among others.

For TTEC Engage, we primarily compete with in-house customer management captive business units and other companies that provide customer experience services, including TP, Foundever, Telus Digital, Concentrix, TaskUs, Intouch CX, Conduent, Genpact, Alorica, Ibex and EXL, among others.

## **Regulations Relevant to Our Business**

TTEC is subject to various domestic and international laws and regulations, permitting and licensing regimes (collectively, "Regulations"). These Regulations often change and require TTEC to devote considerable resources and make investments to stay in consistent compliance. The narrative that follows summarizes some of the more important Regulations that impact our business; it is not intended as an all-inclusive list. In jurisdictions where we do business, TTEC has processes in place to monitor regulatory requirements and take reasonable steps to assure compliance.

*Data Privacy:* We are subject to data protection and privacy regulations in many of the countries where we operate, including the European General Data Protection Regulation ("GDPR"), the California Consumer Protection Act ("CCPA") and other similar U.S. state-level data protection legislation, the Philippine Data Privacy Act ("Republic Act No. 10173") and other country data protection laws. Certain of our systems, that support clients with special regulatory requirements, also require compliance with Health Information Trust Alliance ("HITRUST") requirements and Health Insurance Portability and Accountability Act ("HIPAA") regulations for clients in the healthcare industry; the Payment Card Industry Data Security Standard ("PCI-DSS") for financial services clients and other clients where we have access to their customers' payment card information; Federal Information Security Management Act ("FISMA"), the Department of Defense's Cybersecurity Maturity Model Certification ("CMMC") and Federal Risk and Authorization Management Program ("FedRamp") requirements for U.S. federal government clients; and other similar requirements.

TTEC maintains a cybersecurity and data privacy program designed to protect our clients', their customers', and our employees' confidential personal and other sensitive information. We have invested in our cybersecurity capabilities to identify, detect, respond to and recover from cyber threats and attacks. These investments help us reduce our vulnerabilities to cyber incidents and minimize their impacts on our operations. They also support compliance with our contractual obligations and the laws and regulations governing our activities. We engage independent auditors to conduct assessments over transactional processes and data security (SOC2) for technology solutions we use in our BFSI and healthcare verticals. We also engage third parties to conduct vulnerability assessment and penetration testing of our technology environments. See "*Risk Factors — Uncertainty and inconsistency in privacy and data protection laws relevant to our business, the high cost of compliance with such laws, and the failure to comply with related contractual obligations may impact our ability to deliver services profitably*".

*AI Oversight Regulation:* TTEC is subject to regulations on AI use in several jurisdictions in the United States, including Colorado, California, Florida, Illinois, and Oregon, among others as well as in the EU AI Act in the European Union; and more regulations are becoming effective every day in jurisdictions where we do business. To maintain compliance, we continuously monitor AI related regulatory developments in relevant jurisdictions. We also established governance protocols and an internal governance oversight body – the Responsible AI Council – that reviews AI tools proposed for use in our client offerings and in how we run our business and provides review and assurance on AI issues specific to data privacy and data ownership, security vulnerabilities, inadvertent bias and discrimination, errors, and other unintended consequences that may arise when AI is used. Our AI processes and controls are evolving with the evolution of technology and relevant regulations and are subject to continuous improvement. See, "*Risk Factors — Use of AI technology in our client offerings could result in liability and harm to our reputation and may adversely impact our results of operations; and Use of AI in operations introduces risks that could materially affect our business and reputation*".

*Work From Home Regulations:* Regulations specific to work from home, which vary among jurisdictions and range from requirements to reimburse costs associated with remote work, to special health and safety mandates, and special government reporting requirements apply to part of our workforce. To comply with these Regulations, TTEC updated its payroll practices and adopted new ways of working, including the use of virtual private networks to access service delivery applications, and remote monitoring and coaching of employees. In the work from home environment, we are not always able to replicate the physical controls we have in place at our delivery centers; therefore, we agree with our clients to implement certain additional controls appropriate to the work from home environment to achieve compliance similar to our delivery centers' environment. Employees that work from home are required to attest to their understanding and compliance with these controls and with TTEC's enhanced remote work policy that is designed to address new Regulations and the modified contractual requirements. TTEC works diligently with specialists to stay current on the rapidly changing

regulatory environment, but the distributed nature of remote service delivery continues to represent heightened risks of security threats and compliance challenges and there can be no assurance that these risks can be fully contained. See "Risk Factors — *Our remote service delivery model exposes us to identity verification, compliance, cybersecurity, and operational risks that could harm our business*".

*Other Regulations:* TTEC is a labor-intensive business that is subject to complex labor and employment laws established by the U.S. Department of Labor, state and local regulatory bodies, and similar regulators in jurisdictions outside of the U.S. These Regulations govern working conditions, paid time off, workplace safety, wage and hour standards, and hiring and employment practices.

Our public sector work is secured and delivered in compliance with various jurisdiction-specific government procurement regulations, like the Federal Acquisition Regulations (known as "FAR") and government agency specific procurement and compliance regulations that we comply with when we bid and deliver work for the state, local and U.S. federal government agencies. See "Risk Factors — *Our public sector business represents unique risks that can negatively impact our results of operations*".

Our global operations are subject to various domestic and foreign anti-corruption mandates, such as the U.S. Foreign Corrupt Practices Act, the U.K. Bribery Act, and similar anti-bribery laws in other jurisdictions where we do business. As a U.S. company operating through non-U.S. subsidiaries, TTEC is subject to foreign exchange control, transfer pricing, cross-border tax Regulations, immigration and customs Regulations that prescribe how funds, goods, and people traverse between TTEC and our foreign subsidiaries. See "Risk Factors — *Risks Related to Our Operations Outside of the United States*".

Work we do for some of our clients is subject to special licensing requirements, e.g., insurance producer and gaming licenses. The granting of these licenses can be discretionary on the part of regulatory authorities. As part of the licensing requirements, we may also be subject to extensive and expensive cybersecurity regulations or subject to heightened disclosure requirements that impact our companies or our executives. See, "Risk Factors -- *Our financial results may be affected by changes in laws and regulations that impact our business and by our failure to comply with such requirements*".

We believe that our operations are in substantial compliance with relevant Regulations; but our compliance with Regulations may cause us to make additional capital and operational expenditures, the cost of which we may not always be able to pass to our clients through our pricing structures, and such additional investments could be material to our results of operations, financial position, or cash flows. See "Risk Factors — *Risks related to our operations outside of the United States*".

### **Research, Innovation, Intellectual Property and Proprietary Technology**

We recognize the value of innovation in our business and are committed to developing leading-edge technologies and proprietary solutions. Research and innovation have been a major factor in our success and we believe that they will continue to contribute to our growth in the future. We use our investment in research and development to create, commercialize, and deploy innovative business strategies and high-value technology solutions.

We deliver value to our clients through, and our success in part depends on, certain proprietary technologies and methodologies. We leverage U.S. and foreign patent, trade secret, copyright, and trademark laws as well as confidentiality, proprietary information, non-disclosure agreements, and key staff non-competition agreements to protect our proprietary technology.

As of December 31, 2025, TTEC held 99 U.S. and non-U.S. patents in 8 jurisdictions that we leverage in our operations and as marketplace differentiation for our service offerings. Our trade name, logos, and names of our proprietary solution offerings are protected by their historic use and, in addition, by trademarks and service marks registered in 32 jurisdictions.

### **Our People**

TTEC recognizes that our employees are our most valuable asset. We are committed to fostering a positive and rewarding work environment that attracts, develops, and retains the highest quality talent. This commitment is integral to our business strategy and our ability to deliver exceptional customer experiences.

## Workforce Composition

As of December 31, 2025, TTEC had approximately 51,000 employees globally, with approximately 1,500 serving TTEC Digital clients and 48,500 serving TTEC Engage clients and the remainder supporting the entire business. Our workforce is geographically diverse:

- Asia: 48%
- North America: 33% (32% in the United States)
- Central and South America: 9%
- Europe, Middle East, and Africa (EMEA): 10%

Approximately 50% of our employees worked remotely, while 50% worked onsite.

## Employee Experience and Engagement

TTEC is dedicated to creating a workplace where employees feel valued, engaged, and empowered. We prioritize initiatives that enhance the overall employee experience, including:

- Health and Wellness Programs: Comprehensive benefit packages and wellness programs designed to support physical, mental and financial well-being.
- Employee Recognition Programs: Formal and informal programs that recognize and reward employee contributions and achievements.
- Humanity First: Provide a welcoming and inclusive workplace where all feel respected and valued, can be themselves, connect authentically with others, and work together to delight our customers.
- Work-Life Balance: Flexible scheduling and work arrangements and programs that support employees in balancing their professional and personal lives.

## Workplace Safety

TTEC is committed to providing a safe and healthy work environment for all employees. We maintain safety programs and protocols appropriate for our business, including:

- Compliance with Regulations: Adherence to applicable occupational health and safety regulations and standards.
- Safety Training: Regular training programs to ensure employees are knowledgeable about safety procedures and protocols that apply to their jobs.
- Hazard Identification and Mitigation: Proactive identification and mitigation of workplace hazards to prevent accidents and injuries.
- Emergency Preparedness: Robust emergency preparedness plans and procedures to ensure employee safety in the event of an emergency.
- Ergonomics and Workplace Design: Promoting ergonomic principles and best practices in workplace design to minimize the risk of injuries.

## Talent Development Programs

All TTEC employees received training in 2025, 13.7 million training hours were delivered, representing an average of nearly 100 hours per employee. This reflects TTEC's significant investment across initial product training, line of business conversion and upskilling, compliance, professional development, and skills-focused learning opportunities.

TTEC Talent, TTEC's enterprise learning platform, services as the primary system for delivering and tracking compliance training, professional development, and skills-based, role-aligned learning programs across the organization.

### Engagement and Retention

- Overall employee attrition declined from 64% in 2024 to 57% in 2025, reflecting improved workforce stability.
- While multiple factors influence retention, the Company believes that access to development opportunities and clear career pathways contributes to employee engagement and continuity.

### Internal Mobility and Leadership Pipeline

- Internal advancement remains a core component of TTEC's talent strategy.
- 72% of open roles in 2025 were filled internally.
- 77% of leaders advanced into their roles from within the organization.

### Performance Management and Compensation

TTEC's performance management system emphasizes clear goal setting, continuous feedback, and regular check-ins to foster individual and company success. Our compensation philosophy is grounded in the following principles:

- **Pay for Performance:** Rewards tied directly to measurable performance outcomes and long-term value creation.
- **Market Competitiveness:** Compensation programs benchmarked regularly to maintain competitive positioning across global markets.
- **Equity & Fairness:** Commitment to internal equity, consistent pay practices, and ongoing monitoring of pay outcomes.
- **Balanced Rewards Mix:** Appropriate blend of base pay, short-term incentives, long-term incentives where applicable, and recognition programs.

TTEC's commitment to our employees is fundamental to our success. By investing in their growth, development, and well-being, we cultivate a high-performing and engaged workforce that drives exceptional customer experiences and creates long-term value for our stakeholders.

## ITEM 1A. RISK FACTORS

This section discusses the most significant factors that could affect our business, results of operations and financial condition. In evaluating our company and our common stock, you should carefully consider the risks and uncertainties discussed in this section and the other information found in this Annual Report on Form 10-K. If any of the risks or uncertainties discussed below actually occur, our business, results of operations, or our financial condition, including our liquidity could be materially adversely affected, and the market price of our stock could decline. The risks described below are not the only risks that our business faces. Additional risks not presently known to us or that we currently deem immaterial may also harm our business, results of operations, or financial condition.

*We have grouped these risk factors into six categories:*

- risks related to our strategy and our financial condition;
- risks related to our business operations and our industry;
- risks related to our use of technology and third-party services;
- risks related to legal and regulatory environment;
- risks related to our operations outside of the United States; and
- risks related to ownership of our common stock.

## **Risks Related to Our Strategy and Our Financial Condition**

### ***Failure to successfully execute our business strategy could adversely affect our financial results***

Our business strategy is based on delivering our contact center customer experience outsourcing expertise through innovative, disruptive AI-enabled technologies, CX consulting, data analytics, client growth solutions, and CX-focused system design and integration. This strategy is enabled through industry-specific client relationships, a scaled global delivery footprint, a CX partner ecosystem, delivery excellence, and strategic M&A. Failure to successfully implement our business strategy and respond effectively to changes in market dynamics, technology, and client expectations may impact our financial results and operations. Our investments in technologies and integrated solution offerings may not lead to increased revenue and profitability. If we are unable to create value from these investments, they could negatively impact our operating results and financial condition.

### ***Our market is highly competitive, and we may not be able to compete effectively***

Our business performance depends on our ability to compete successfully in the markets we currently serve, while expanding into new, profitable markets. Our industry is highly competitive, fragmented, and is undergoing structural and technological transformation.

We compete with larger multinational and offshore low-cost service providers that offer similar services, often at highly competitive prices and aggressive contract terms. We also compete with niche solution providers in specific geographies, industry segments and service areas; with companies that utilize new, disruptive technologies or delivery models; and with in-house operations of existing and potential clients. The recent consolidation trend in our industry has resulted in new competitors with greater scale and broader geographic footprints. They have access to greater financial resources, may have proprietary technology solutions, and may be able to absorb more risk in their client contracts, or offer greater efficiencies that may be attractive to our clients and impact our business. The opportunities for new competitors in our industry are also expanding as disruptive technologies emerge and gain importance. New competitors, new strategies by existing competitors and clients, and consolidation among clients and our competitors could adversely impact our market share and profitability.

Based on our more than forty years of experience in the industry, we believe that key competitive factors in our markets are the quality of service offerings tailored to clients and their customers' needs, innovative technology offerings, reliable delivery processes including technology and cybersecurity infrastructure, the ability to attract, train, and retain qualified employees, global delivery capabilities, competitive pricing, and willingness and ability to accept risks specific to our service delivery. If we are unable to execute on these fundamental requirements effectively and compete successfully by providing clients with differentiated services at competitive prices, we could lose market share, which would materially adversely affect our business.

### ***Our clients' rapid adoption of Artificial Intelligence (AI) solutions could reduce demand for our services and adversely affect our business, results of operations, and financial condition if we cannot adapt and offer differentiated AI-enabled service offerings***

The rapid development and adoption of AI technologies by our clients and across our industry present significant risks to our business. Our clients are increasingly deploying AI-powered tools and solutions to automate, replace, or materially supplement some of the services that we have historically provided. This trend may accelerate as AI technologies continue to advance in capability, reliability, and cost-effectiveness.

If our clients determine that AI solutions can adequately perform some of the services that we currently provide, or that AI-enabled alternatives offer a more cost-effective or efficient way to achieve their business objectives, demand for our services could decline. Such a shift in client preferences may result in reduced business volumes, pricing pressure, contract cancellations or non-renewals, and a decrease in overall revenue. The pace and extent of AI adoption may vary across our client base and service lines, making it difficult to predict the timing and magnitude of these impacts on our business.

Our ability to mitigate these risks depends in part on our capacity to adapt our service offerings, continue to develop differentiated solutions that leverage AI to add value to our clients, and identify new market opportunities. There can be no assurance, however, that we will be able to do so successfully or in a timely manner. The cost of developing and integrating AI capabilities into our offerings may be substantial, and these investments may not achieve the desired revenue stabilization and profitability quickly enough to offset the impact of emerging technologies on our business. We may also face significant competition from established competitors, new market entrants, and our clients who may have invested heavily in AI technologies. Additionally, AI solutions we develop or deploy may not achieve market acceptance, may underperform expectations, or may expose us to new risks, including those related to data privacy, intellectual property, regulatory compliance, and reputational harm.

If we are unable to successfully anticipate and respond to the risks associated with the rapid adoption of AI by our clients, our business, results of operations, financial condition, and competitive position could be materially and adversely affected.

***Our leverage and debt service obligations, and the terms of our credit facility, may adversely affect our business and financial condition***

Our ability to satisfy our debt obligations depends on our future performance, which could be affected by financial, business, economic and other factors. As of December 31, 2025, we had \$905.0 million of borrowings outstanding and a maximum borrowing capacity of up to \$1.05 billion in the aggregate under our credit facility; this revolving commitment is reduced by \$25 million on April 1, 2026 and July 1, 2026. The credit facility, as amended in November 2025, matures on November 23, 2027, and a one-time extension fee of 1.5% of the aggregate revolving credit commitment is payable if the credit facility in its current form is still in effect on October 1, 2026. The Company engaged a financial advisor to evaluate refinancing alternatives for the credit facility to enhance our long-term financial flexibility and/or to pursue other capital structure alternatives. There can be no assurance, however, that we will be able to extend or restructure the current credit facility on acceptable terms.

Furthermore, our operations may not generate sufficient cash flows to service our debt and meet our other obligations. If we fail to make a payment on our debt, we could be in default on such debt, and the lenders could declare such debt due and payable, which would have a material adverse effect on our business, financial condition and results of operations.

In addition, our indebtedness and financial covenants under our credit facility could have other adverse consequences for our business, including:

- Requiring a substantial portion of cash flow from operations to be dedicated to the payment of principal and interest on our indebtedness;
- Exposing us to increased interest expense;
- Limiting our ability to obtain additional financing for working capital, capital expenditures, strategic initiatives, including acquisitions, investing in technology, talent and innovation we need to stay competitive, and general corporate expenditures or other purposes; and
- Increasing our vulnerability to adverse economic, industry or competitive developments.

This places us at a disadvantage compared to our competitors, who may be better positioned to take advantage of opportunities that our leverage prevents us from exploiting.

Any of these consequences, individually or collectively, could have a material adverse effect on our business, financial condition and results of operations.

***We are subject to financial and operating restrictions built into our credit agreement.***

Our credit agreement includes a number of financial and operating restrictions. For example, our credit agreement requires us to meet financial ratios, including leverage ratios and an interest coverage ratio, among others. The Credit Facility currently provides for a net leverage ratio covenant of no more than 4.00 to 1 and the minimum interest coverage ratio to not less than 2.5 to 1, with such levels gradually becoming more restrictive during subsequent fiscal quarters. For more information, see “Management’s Discussion and Analysis of Financial Condition and Results of Operations – Liquidity and Capital Resources”.

Our credit agreement also contains provisions that restrict our ability to, among other actions, create liens on our assets; dispose of assets; engage in mergers or consolidations; and pay dividends or make other distributions to our stockholders, or repurchase shares of our common stock. These provisions may competitively disadvantage us relative to other companies and adversely impact our ability to conduct our business. Potential important opportunities or transactions, such as significant acquisitions, may require the consent of our lenders. In addition, our failure to comply with these covenants could result in a default under the credit agreement.

***If our client service demand, level of effort and capacity forecasts are not accurate, our ability to serve our clients profitably could be materially impacted***

In our TTEC Engage business, we rely on client demand forecasts to make timely staffing level decisions and investments in our delivery centers and remote work technologies. This forecasting information is critical to our successful execution and profitability maximization. We can provide no assurance that our clients will continue to provide us with reliable demand forecasts, nor that we will continue to be able to maintain desired delivery center capacity utilization and remote delivery mix. If we are unable to dynamically adjust to changes in clients' demand forecasts, if our facilities and staff utilization rates are below expectations or if unexpected shifts in demand make it difficult to right size our real estate and staffing commitments quickly, our results of operations may be adversely affected.

Pricing of our services in our Digital business is contingent on our ability to accurately forecast the level of effort necessary to deliver our services, which is sometimes dependent on information that can be inaccurate or developments outside of our control. Errors in our level of effort estimations or inefficiencies of our staff could yield lower profit margins or cause projects to become unprofitable, resulting in adverse impacts on our results of operations.

***Our cost containment efforts may constrain investments necessary for growth and business opportunities, while failure to manage costs effectively could adversely impact our profitability and ability to service debt***

We intend to continue growing our business through expanded client relationships, increased sales efforts, and new technology offerings while maintaining disciplined cost controls. This approach creates inherent tension: lean overhead combined with growth objectives may strain our management systems, infrastructure, and resources, potentially resulting in internal control failures, missed business opportunities, and staff attrition.

Our ability to improve or maintain profitability depends on continuous cost management across several areas, including workforce optimization and delivery center utilization, operational efficiency through offshoring and automation, and administrative cost discipline. These ongoing efforts must be balanced against necessary investments to support growth, address technology transformation, and respond to increasing cybersecurity threats. Additionally, inflationary pressures in the economies where we operate continue to affect our cost structure.

If we fail to manage costs effectively in response to changes in demand and pricing for our services, if cost discipline comes at the expense of investments necessary to grow and protect our business, or if we are unable to absorb or pass through increases in operating costs to our clients, our business, financial condition, and results of operations could be materially adversely affected.

***The current outsourcing trend may not continue, and the prices that clients are willing to pay for the services may diminish, adversely affecting our business***

Our business and the growth in our business depends, in large part, on the willingness of clients to outsource customer care and management services. There can be no assurance that the customer care outsourcing trend will continue, and clients may elect to perform these services in-house or rely on emerging technologies for some of the services they currently outsource to us. Reduction in demand for our services and increased competition from other providers, technologies, and in-house alternatives could create pricing pressures and excess capacity in the market that would have an adverse effect on our business, financial condition, and results of operations.

***We have incurred, and may in the future incur, impairments to goodwill, long-lived assets or strategic investments, which would impact our financial results of operations***

As a result of past acquisitions, as of December 31, 2025, we have approximately \$368.7 million of goodwill and \$133.7 million of intangible assets included on our Consolidated Balance Sheet. We review our goodwill and intangible assets for impairment at least once annually, and more often when events or changes in circumstances indicate the carrying value may not be recoverable. We perform an assessment of qualitative and quantitative factors to determine whether the existence of events or circumstances lead to a determination that it is more likely than not that the fair value of the goodwill or intangible asset is less than its carrying amount. In the event that the book value of goodwill or intangible asset is impaired, such impairment would be charged to earnings in the period when such impairment is determined. We have recorded goodwill and intangible impairments in the past. For example, in 2024, we recorded a non-cash pre-tax goodwill impairment charge of \$196.0 million in connection with the TTEC Engage reporting unit and an additional non-cash pre-tax \$37.5 million impairment charge associated with certain tax effects for a total non-cash impairment loss of \$233.5 million recognized in Q2 2024. In Q4 2025, we are recording a non-cash pre-tax goodwill impairment charge of \$193.0 million in connection with the TTEC Digital reporting unit and an additional non-cash pre-tax \$12.4 million impairment charge associated with certain tax effects for a total non-cash impairment loss of \$205.4 million. There can be no assurance that we will not incur additional impairment charges in the future, which could have material adverse effects on our results of operations.

***We routinely consider strategic transactions and may enter into such transactions at any time; such transactions could negatively impact our business and create unanticipated risks***

We regularly evaluate potential acquisitions, divestitures, and business combinations that we believe could benefit our stockholders, and we may consider such transactions in the context of the changes we may introduce to our capital structure in connection with the refinancing of our credit facility. There can be no assurances, however, that we will be able to identify opportunities that complement our strategy, are available at valuation levels accretive to our business, or that our banking partners would consent to such transactions under our credit facility. Even if we are successful in executing such transactions, they may subject our business to risks that could adversely affect our results of operations, including:

- Inability to effectively integrate acquired businesses, realize anticipated benefits, or retain key employees;
- Diversion of management attention from existing operations during integration efforts;
- Failure to appropriately scale critical resources to support an expanded enterprise;
- Discovery of undisclosed or underestimated liabilities, compliance failures, or ethical issues following acquisitions;
- Loss of existing or potential clients who are unwilling to consolidate with a single service provider or remain with the acquirer post-acquisition;
- Reduced liquidity due to cash expenditures and debt incurred to finance transactions, limiting our ability to pursue other strategic objectives;
- Inadequate internal controls, disclosure controls, or compliance policies at acquired companies; and
- Reduced revenue and income, and resultant stock price impact, from divestiture transactions.

While we consider and pursue these transactions to enhance our business, financial results, and stockholder value, there can be no assurance that we will achieve our objectives.

**Risks Related to Our Business Operations and Our Industry**

***A large portion of TTEC Engage revenue is generated from approximately 150 clients, and the loss of one or more of these clients or a significant reduction in their business volumes with us could adversely affect our business***

TTEC's business relies on strategic, long-term relationships with large, global companies in targeted industries and certain government agencies. As a result, our business derives a substantial portion of its revenue from relatively few clients. Our five and ten largest clients, collectively, represented 30.6% and 46.8% of our revenue in 2025, respectively, with one client representing over 10% of our revenue.

While we have multiple engagements with our largest clients and all contracts are unlikely to terminate at the same time, the contracts with our five largest clients expire between 2026 and 2029 and there can be no assurance that these contracts will continue to be renewed at all or be renewed on favorable terms. While our ongoing sales and marketing activities aim to add new commercial and public sector clients and new opportunities with existing clients, there can be no assurance that such additional work can be secured or that it would yield financial benefits comparable to expiring contracts. The loss of all or part of major clients' business could have a material adverse effect on our financial condition, and results of operations, if the loss of revenue is not replaced with profitable business from other clients.

We serve clients in industries that have historically experienced a significant level of consolidation. If one of our clients is acquired (by a new owner or by another of our clients) our business volumes and revenue may materially decrease due to the termination or phase out of an existing client contract, volume discounts, or other contract concessions, which could have an adverse effect on our business, financial condition, and results of operations.

***A large portion of TTEC Digital's revenue is generated from technology partners whose continued partnership with us, risk sharing practices, and product reliability may adversely impact our business***

A large portion of our TTEC Digital revenue is tied to our partnerships with providers of customer management technology solutions. These partners designate us as a preferred system integrator and implementation and maintenance partner, recommending us to their technology platform customers and providing us with sales leads for services and technology resale opportunities. Our profitability, therefore, often depends on the health of these partnerships and the effectiveness and stability of these third-party technology platforms, as well as on how these solutions are perceived by the market.

Clients who buy these third-party solutions and related services from us hold the Company responsible for the stability and reliability of these platforms, as well as for any losses or damages arising from system outages and cybersecurity incidents involving these third-party solutions. Because we do not control the stability or the reliability of these technology solutions, we seek back-to-back indemnifications from the technology partners for losses and damages that may be caused by their technology that we cannot control or mitigate. If our technology partners' solutions lag in innovation, do not meet customer expectations in functionality, or have stability or reliability issues, or if our back-to-back indemnities with technology partners for exposures that we cannot control or mitigate fail to fully cover our liabilities to our clients, or if these partners do not honor their indemnity obligations, our results of operations may be materially impacted.

***As TTEC Digital clients transition from on premises information technology solutions to public cloud and SaaS services, our business may be impacted***

Some of our TTEC Digital clients are rapidly transitioning their IT functions from on premises platforms that we help them support to public cloud solutions and SaaS services. They rely on us for these transitions, which historically contributed to the growth of our higher-margin consulting services, while at the same time impacting our future revenue from managed IT services, and system hardware and software resales. As clients complete the transformation of their technology solutions to the cloud and SaaS, higher-margin consulting service opportunities may no longer be available. If we cannot continue to replace our resale, maintenance and transition related consulting services revenue with other high margin services, our results of operations in the Digital business may be impacted.

***Our public sector business represents unique risks that can negatively impact our results of operations***

A notable portion of our revenue comes from contracts with U.S. federal, state and local government entities, and our growth strategy includes further expansion of our public sector work. These contracts present distinct risks, including long and uncertain procurement cycles, limited ability to adjust pricing or other material contract terms when operating conditions change, funding and appropriation constraints, heightened compliance and audit exposure, and broad termination rights that can delay revenue, increase costs, and reduce margins.

Many of our public sector contracts impose strict change-control and approval requirements, and inflation, wage increases, increased cost of specialized technology and security requirements, regulatory changes, scope shifts, or volume and mix variances can raise delivery costs without timely recovery, producing unfavorable economics for the remaining performance period.

Public sector contracts are contingent on annual appropriations and funding decisions and may be terminated or not renewed if funds are unavailable, and budget shortfalls, policy shifts, continuing resolutions, or shutdowns can delay, downsize, or end awards, resulting in unfunded costs and under-utilized resources.

Public sector work also entails heightened compliance, audit, and oversight of performance, pricing, cost allocations, labor practices, information security, and subcontracting. Adverse findings can result in repayments, withholdings, penalties, reputational harm, or restrictions on future eligibility to bid for or perform public sector work.

Collectively, these public-sector-specific factors could delay or reduce anticipated revenue and increase compliance and delivery costs, materially and adversely affecting our profitability and results of operations.

***The trend of clients seeking to transfer to service providers growing risks related to cybersecurity, data privacy and emerging technologies could significantly impact our operations and profitability***

We often provide services in the clients' and not in our information technology environments, and security and data privacy incidents that clients experience may have many causes and many contributory factors, most of which are unrelated to our activities or involve situations that we cannot reasonably control or mitigate. Yet, clients are increasingly demanding that service providers, like us, accept substantial or even unlimited liability for incidents that we did not cause but which our errors or omissions may have contributed to, in part. While clients expect the inclusion of emerging technologies, including AI, in our services offerings, they often are not positioned to nor do they wish to mitigate or assume responsibility for the often uncertain risks associated with such technologies, instead expecting us to assume that risk. Potential liability and related cost in connection with these risk transfers are often unpredictable, cannot be easily quantified or priced, and cannot always be insured. If we are unable to negotiate reasonable contractual terms with our clients where liabilities for our services are reasonably allocated to events that we can impact, control or mitigate, we may have to decline business opportunities or incur significant liability that would have impact on our results of operations.

***Our remote service delivery model exposes us to identity verification, compliance, cybersecurity, and operational risks that could harm our business***

Remote service delivery is integral to our business model and cost structure. The prevalence of remote work has made it increasingly difficult to verify that individuals performing work on our behalf are who they claim to be. We have experienced isolated incidents of remote employees holding multiple jobs, using non-employees to perform their work, or sharing wages. In response to these incidents, we implemented enhanced employee identification and geolocation measures to monitor employee identities and work locations. Yet, there can be no assurance that these measures are sufficient to prevent fraud, unauthorized access to data, regulatory and civil liability, and national security concerns.

Recent enforcement actions and government advisories have highlighted schemes in which foreign nationals, including those operating on behalf of hostile nation-states, have used stolen or synthetic identities, fraudulent documentation, and technological tools—including AI-generated imagery and deepfake technology—to obtain remote employment with U.S. companies. These individuals may use domestic co-conspirators to receive company-issued equipment, conduct in-person identity verification, or otherwise circumvent onboarding controls. Our identity verification, background check, and geolocation monitoring procedures may not detect sophisticated identity fraud schemes, and the rapidly evolving nature of these threats requires continuous investment to maintain effective controls.

Our inability to continuously monitor how remote employees deliver services may also impair regulatory compliance in certain lines of business and increase our exposure to fraud by delaying the detection of inappropriate behavior. In addition, employees who work from home rely on residential internet and communication providers that may be less resilient than commercial infrastructure and more susceptible to service interruptions and cyberattacks. Our business continuity and disaster recovery plans may not operate effectively in a distributed remote delivery model, where weather impacts, internet access, and power grid disruptions may be difficult to manage, and system redundancies are not feasible.

Remote work arrangements may also affect our company culture and employee engagement, potentially impacting retention.

If we cannot manage these risks effectively or maintain client confidence in our remote service offerings, our reputation, regulatory standing, and results of operations may be adversely affected.

***If we cannot recruit and retain qualified employees to respond to client demands at the right price point, our business will be adversely affected***

Our business is labor intensive and our ability to recruit, train, and retain employees with the right skills, at the right price point, and in the timeframe required by our client and project schedule commitments is critical to achieving our financial objectives. Demand for qualified personnel with multi-lingual capabilities and fluency in English may exceed supply. Demand for highly skilled technical staff with experience that reflects emerging technologies can also be limited. While we invest in employee retention, our industry is known for high employee turnover, and we are continuously recruiting and training replacement staff.

We sign multi-year client contracts that are priced based on prevailing labor rates in jurisdictions where we deliver services and that do not always contain wage escalation or change in laws provisions. In many jurisdictions where we operate, however, our business is confronted with a patchwork of ever-changing minimum wage, mandatory time off, paid medical leave, and rest and meal break laws at the state and local levels. As these jurisdiction-specific laws change with little notice or grace period for transition, we often have no opportunity to adjust how we do business or pass cost increases on to our clients.

Inflationary wage pressures in many jurisdictions where we hire to support our customer care business may continue to make it difficult for us to meet our contractual commitments on multi-year client contracts that do not have wage escalation provisions or may make such contracts unprofitable. Compensation pressure to retain technology-savvy talent may impact our cost of delivery and impact margins in our professional services contracts.

***Employee misconduct may result in liability, reputational harm, and loss of business***

We depend on our employees to adhere to strict processes and controls when delivering services to our clients and their customers. Although we train employees in their responsibilities before granting access to our and our clients' environments and data, we cannot prevent all misconduct across a workforce of approximately 51,000 employees operating in dozens of countries. When employees disregard or intentionally breach established controls, whether acting alone or in collusion with others, we may be responsible for the resulting harm and could face significant liability, fines, and penalties.

Unauthorized access to or disclosure of sensitive client or customer information, losses resulting from employee negligence or fraud, and our failure to promptly detect and deter such conduct could damage our reputation, erode client trust, trigger contractual and regulatory liability, and result in loss of business and market share, any of which could materially and adversely affect our results of operations and financial condition.

***Long sales cycles in certain parts of our business can lead to long lead times before we receive revenue***

We often face a long selling cycle to secure contracts with new clients or contracts for new lines of business with existing clients. When we are successful in securing a new client engagement, it often starts with small volumes and the prospect of growing over time. New client engagements are generally followed by a long implementation period when clients must give notice to incumbent service providers or transfer in-house operations to us. There may also be a long ramp-up period before we commence our services, and under most of our contracts we receive no revenue until we start performing the work. Prolonged ramp-ups require investment that may not be recovered until future performance periods. If we are not successful in winning work after a prolonged sales cycle, or in maintaining the contractual relationship for a period of time necessary to offset new project investment costs and appropriate return on that investment, the investments we make into onboarding new clients may have a material adverse effect on our results of operations.

***If we are unable to maintain a geographically diverse footprint, our profitability may be adversely affected***

Our business is labor-intensive, and therefore, the cost of wages, benefits, and related taxes constitutes a large component of our operating expenses. Our growth is, therefore, dependent upon our ability to maintain and expand our operations in cost-effective locations, in and outside of the United States.

Our clients often dictate locations from where they wish for us to serve their customers, such as “near shore” jurisdictions located in close proximity to the clients’ U.S.-based headquarters locations, or in specific locations around the globe. There is no assurance that we will be able to effectively launch operations in jurisdictions that meet our cost, labor availability, and security standards. Our inability to expand our operations to such locations, however, may impact our ability to secure new clients and additional business from existing clients, and could adversely affect our growth and results of operations.

***Our business can be disproportionately adversely impacted by events outside of our control that impact our clients, such as economic conditions, geopolitical tensions, and outbreaks of infectious diseases***

Global economic conditions, geopolitical instability, concerns with cybersecurity, and technology innovation may lead to a reduction in demand for our services and increased pressure on revenue and profit margins. Our business volumes are impacted by consumer sentiment, and the current inflationary pressures and economic uncertainties are impacting consumer demand for some of our clients’ products and services, which can have a direct impact on the demand for our offerings. The cost increases of our services due to growing labor and cybersecurity costs, as well as social pressures on our clients to utilize their own staff for services, rather than laying off employees, may cause clients to bring previously outsourced services in-house. This risk is enhanced as many clients outsource functions that can be self-served, and therefore clients may increasingly encourage customer independence through self-service instead of relying on our solutions.

Current geopolitical tensions could continue to escalate, with unpredictable consequences for our business. For example, our business could be negatively affected by regional escalation of the Gaza Israeli conflict and other escalations in the Middle East, including Iranian strikes on U.S. targets, which may impact our operations in Africa; continuing tensions with China could impact our delivery centers in the Asia-Pacific region, especially in the Philippines; ongoing tensions between India and Pakistan can impact our operations in the Indian provinces near the Pakistani border, and the tariff wars and anti-immigration rhetoric may impact our operations in Canada, Mexico or South Africa.

Natural disasters in locations where we have employees and operations, like the Philippines, Mexico, and the tornado valley and gulf coasts of the United States, can also have significant negative impacts on our ability to deliver services and our reputation for stable service delivery.

Finally, widespread outbreaks of infectious diseases, like the COVID-19 pandemic, would impact our global operations, our delivery capabilities, and our clients’ demand for services.

***The cost and availability of labor, telecommunication services, energy, and other operational necessities could adversely affect our results of operations***

We have experienced increases in labor costs. Many of our long-term contracts do not allow for escalation of fees as our operating costs increase; and those that do allow for escalations do not always provide for rate increases comparable to cost increases that we are experiencing now and are likely to experience in the future. There is no assurance that we will be able to fully offset cost increases through cost management or price increases, especially given the current highly competitive environment in our industry. Our clients are also experiencing economic pressures and when faced with cost increases from us, may take over the delivery of the services we historically performed for them or engage less expensive providers. If we are not able to increase our pricing or otherwise offset our increased costs while maintaining our market share, our operating results and profitability could be adversely affected.

***Contract terms typical in our industry can lead to volatility in our revenue and profitability***

Many of our TTEC Engage business contracts require clients to provide monthly forecasts of volumes, but no guaranteed or minimum volumes or revenue levels. Such forecasts vary from month to month, which can impact our staff and space utilization, our cost structure, and our profitability.

Many of our long-term contracts have termination for convenience clauses with short notice periods and no guarantees of minimum revenue levels or profitability, which could have a material adverse effect on our results of operation if clients terminate a contract or materially reduce customer interaction volumes on short notice.

We may not always be able to offset increased costs of delivery with increased contract revenue under long-term contracts. The pricing and other terms of our client contracts, particularly in our long-term service agreements, are based on estimates and assumptions we make at contract inception. These estimates reflect the best information available at the time with respect to the nature of the engagement and our expected costs to provide the contracted services, but these expectations could differ from actual results, especially during inflationary periods and competitive pressures.

Not all our contracts allow for fee escalation as our operating costs increase. Moreover, those that do allow for such escalations do not always allow increases at rates comparable to the increases that we experience due to rising minimum wage mandates, related payroll cost increases, increased technology and security costs, and the increasing costs of evolving regulatory requirements. If and to the extent we do not negotiate long-term contract terms that provide for fee adjustments to reflect increases in our cost of service, our business, financial conditions, and results of operations could be materially impacted.

We provide service level commitments to some of our clients. If we do not meet these contractual commitments, we could be subject to penalties, credits, refunds or contract termination, which could adversely affect our revenue and harm our reputation.

Broad indemnification obligations and no or very high limitations of liability in some of our contracts for losses or damages outside our control that can be indirectly tied to our services may make those contracts unprofitable and materially impact our results of operations.

**Risks Related to Our Use of Technology and Third-Party Services**

***A disruption to our information technology systems could adversely affect our business and reputation***

Our business relies extensively on cloud and on-premises technology platforms to serve our clients and to conduct our business. These information technology systems are complex and may, from time to time, get damaged or be subject to performance interruptions from power outages, telecommunications failures, cybersecurity failures and malicious attacks, or other catastrophic events. They may also have design defects, configuration or coding errors, and other vulnerabilities that may be difficult to detect or correct, and which may be outside of our control. If the Company's information technology systems fail to function properly, the Company could incur substantial repair, recovery or replacement costs and experience data loss and significant liability for disruption of clients' operations, all or any of which could result in material impediments to our ability to conduct business and would damage the market's perception of the reliability and stability of the Company and our service offerings.

In addition, an information system disruption could result in our failing to meet our contractual performance standards and obligations, which could subject us to liability, penalties, and contract termination. It also may impact our ability to timely report our results of operations impairing our ability to meet our financial disclosure obligations as a public company. Any of these events or a combination of several may adversely affect our reputation and financial results.

***Cyberattacks, cyber fraud, and unauthorized data access could harm us or our clients and result in liability, and could adversely affect our business and results of operations***

*Cyberattacks.* Our business involves the use, storage, and transmission of clients', their customers', and our employees' information. We also monitor and support information technology systems for certain clients through cloud-based and on-client-premises managed services model. While we believe we take reasonable security measures to prevent unauthorized access to our information technology systems and to our clients' systems, and to protect the privacy of personal and proprietary information that we access and store, our security controls over our systems have not prevented in the past and may not prevent in the future improper access to these systems or unauthorized disclosure of this information. Such unauthorized access or disclosure could subject, and in the past has subjected us to significant liability under relevant laws, our contracts, and our licenses to perform certain regulated services; and could harm our reputation, resulting in material impacts to our results of operations, loss of future revenue and business opportunities. These risks may further increase as our business model now relies on a higher percentage of work delivered from home, in addition to our traditional delivery center model. The risks may also increase, as we expand geographically into new locations, where cybersecurity is difficult to assure.

In recent years, there have been an increasing number of high-profile security breaches at companies and government agencies, when hackers, cyber criminals and state actors launch a broad range of ransomware, data exfiltration, and other cyberattacks targeting information technology systems. Information security breaches, computer viruses, service interruption, loss of business data, DDoS (distributed denial of service) attacks, ransomware and other cyberattacks on any of our systems or on our clients' systems, through our channels, have and in the future could disrupt our normal operations, our cloud platform digital offerings, our clients' on-premise managed service offerings, and our corporate functions, impeding our ability to provide critical services to our clients and financial reporting of our results of operations. Techniques used by cyber criminals to obtain unauthorized access, disable or degrade services, or sabotage systems evolve frequently and may not immediately be detected, and we may be unable to implement adequate preventative measures.

As we previously reported, in 2021, we experienced two significant cybersecurity incidents and although neither of these incidents resulted in material impact on our results of operations in 2021, there can be no assurances that future cybersecurity incidents, which are unavoidable, would not have a material impact on our results of operations. We have made and continue to make significant investments to enhance our information technology environment, but we, like many other companies, continue to be attacked by cybercriminals and there can be no assurances that investments made to date and the investments planned to be made in the future would be sufficient to mitigate these ongoing attacks or to prevent material impact from future cybersecurity incidents.

Cybersecurity events may have cascading effects that unfold over time and result in additional costs, including costs associated with investigations, government enforcement actions, regulatory inquiries, fines and penalties, contractual claims, litigation, financial judgement or settlements in excess of insurance, disputes with insurance carriers concerning coverage and the availability of cyber insurance in the future, loss of clients' trust, future business cancellations and other losses. Any client perceptions that our systems or the information system environments that we support for our clients are not sufficiently secure could result in a material loss of business and revenue and could damage our reputation and competitiveness.

*Cyber fraud.* As others, we are experiencing an increase in frequency of cyber fraud attempts, including phishing and smishing attempts, and so-called "social engineering" or "deep fake" attacks, which typically seek unauthorized access into the environment, money transfers or unauthorized information disclosure. We train our employees to recognize these attacks and have implemented proactive risk mitigation measures to curb them. There can be no assurances, however, that these attacks, which are growing in sophistication and frequency, would not deceive our employees, resulting in a material loss and impacts to our operations and corporate functions.

While we believe we have taken reasonable measures to protect our systems and processes from unauthorized intrusions and cyber fraud, we cannot be certain that advances in cybercriminal capabilities, discovery of new system vulnerabilities, and attempts to exploit such vulnerabilities will not compromise or breach the technologies protecting our systems and the information that we manage and control, which could result in damage to our systems, our reputation, and our profitability.

***Significant interruptions in communication and utility services provided to us by third-party vendors could adversely impact our business***

Our business is dependent on third parties for communications services, information technology systems, access to cloud networks, electric and other domestic and foreign third-party utility service providers. Any disruption of these services could adversely affect our business. We have taken steps to mitigate our exposure to service disruptions through procurement rigor in how we select these partners and by investing in multi-layered redundancies, but there can be no assurances that the mitigation strategies and redundancies we have in place would be sufficient to maintain operations without disruptions, especially as we deliver more services remotely, because conventional redundancy strategies are less effective in work from home environments.

***Use of AI technology in our client offerings could result in liability and harm to our reputation and may adversely impact our results of operations***

We are increasingly incorporating AI technologies into our client offerings, including conversational AI chatbots, virtual agents, intelligent call routing, real-time agent assist tools, training curriculum design, voice and speech analytics, language translation, sentiment analysis, automated customer service responses, and self-service automation. We have governance and controls in place for AI development and use that we deem to be reasonable and appropriate. Competitive pressures to adopt and deploy AI-enabled solutions may accelerate implementation timelines in ways that increase risk exposure, however. As with many disruptive technologies, AI presents risks and unintended consequences that could affect its adoption, and social, ethical, and evolving regulatory issues related to the use of AI in our offerings may result in liability and reputational harm that could materially impact our results of operations.

Many of our AI-enabled offerings rely on third-party AI platforms, foundation models, or other vendor-provided technologies. Defects, service interruptions, security vulnerabilities, or changes in licensing terms outside our control could disrupt client deliverables or degrade the quality of our services. We may have limited visibility into the design, training data, or operational parameters of these third-party systems, which may constrain our ability to identify, explain, or remediate errors or biases in AI outputs provided to clients and their customers. Third-party AI platform developers offer limited recourse to users for any of these scope limitations, but our clients often seek full recourse from us and refuse to accept pass-through terms offered by AI platform developers, exposing TTEC to potential liability we cannot mitigate or control. Additionally, intellectual property issues associated with AI remain uncertain, including questions regarding ownership of AI-generated outputs and the risk that AI systems may inadvertently incorporate, reproduce, or infringe upon protected content or proprietary information. These issues could expose us to claims of infringement or misappropriation and may affect the value or usability of our AI-enabled deliverables.

Most AI solutions are evolving and are not infallible. Issues with data sourcing, technology integration, decision-making bias of AI algorithms, security challenges, protection of privacy for personally identifiable information, the regulatory landscape, content labeling, and acceptable use governance continue to evolve. While efforts are being made to deploy AI responsibly with appropriate controls, our ability to do so effectively cannot be guaranteed. If our solutions incorporating AI are flawed, inaccurate, or produce outputs that do not meet reasonable expectations or the standard of care, they may cause harm to our clients or their customers. Such failures could give rise to professional liability claims, malpractice allegations, errors and omissions exposure, contractual disputes, or indemnification obligations. Limitations of liability provisions in our client agreements may not fully insulate us from such exposure, and our professional liability insurance may not cover all AI-related claims or may become more costly or difficult to obtain as AI-related risks evolve.

### ***Use of AI in operations introduces risks that could materially affect our business and reputation***

We use AI technologies to enhance operations, including software development, forecasting, compliance monitoring, recruiting, and process improvement. While these technologies may improve quality, speed, and cost efficiency, they also create operational, legal, ethical, and compliance risks, including data privacy and security vulnerabilities, inadvertent bias or discrimination, errors, and other unintended consequences that may be difficult to detect or remediate.

AI systems used in our operations rely on large volumes of data and complex models, which may expose us to heightened risks of unauthorized access, misuse, or exfiltration of sensitive or confidential information. Model output may be inaccurate, misleading, or inconsistent and may reflect or amplify biases in the training data, potentially resulting in discriminatory outcomes in internal decision-making. These failures could lead to employee or stakeholder harm, business interruption, regulatory investigations or enforcement actions, litigation, contractual claims, financial liability, and reputational damage.

As AI technologies evolve, our workforce may require significant retraining and upskilling, potentially increasing costs and disrupting productivity as new tools and processes are adopted. We may need to redesign roles, reallocate talent, and invest in training and change management to build or maintain AI capabilities and governance. These efforts may not succeed, or may take longer or cost more than expected, and AI-driven process changes could shift job content in ways that negatively affect employee morale, engagement, and our ability to attract and retain talent.

### ***Our growing reliance on third parties for data, software, cloud and SaaS services could adversely impact our business***

As we continue to transition and consolidate our information technology and data repositories from on premises IT and data centers controlled by us to public cloud and SaaS providers, and as we increase our reliance on third-party software providers, the vulnerability of our business to the reliability of these third parties is increasing. We have taken steps to mitigate our exposure to service disruptions from these third-party providers, but there can be no assurance that these service providers can maintain security, confidentiality, availability, and integrity of products and services on which we rely. The failures of these third parties to meet their service level commitments to us because of cybersecurity or data breaches, inadequate information technology infrastructure, insufficient updates to software, non-conformance to servicing standards, and other reasons for their business operations' disruption can damage our reputation and cause financial losses to us, impacting our results of operations.

Our agreements with third-party technology and software providers often have limitations of liability that do not fully protect us against liability to our clients, nor against costs of business interruption that we may incur due to the technology failures.

### **Risks Related to Legal and Regulatory Environment**

#### ***Our financial results may be affected by changes in laws and regulations that impact our business and by our failure to comply with such requirements***

Our business is subject to extensive, and at times conflicting, regulations by the U.S. federal, state, local, foreign national, and provincial authorities relating to sensitive client and customer data, data privacy, customer communications, and telemarketing practices; licensed healthcare, financial services, collections, insurance, and gaming/gambling support activities; trade restrictions and sanctions, tariffs, and import/export controls; taxation; labor regulations, mandatory healthcare and wellness regulations, wages, breaks and severance regulations; health and safety regulations; disclosure obligations; and immigration laws, among other areas.

As we provide services to clients' customers residing in countries where we do not have in-country operations or when we use telecommunication channels and airways in countries where we do not have physical presence, we may also be subject to the laws and regulations of these countries. Costs and complexity of compliance with existing and future regulations that could apply to our business may adversely affect our profitability; and if we fail to comply with these mandates, we could be subject to contractual, civil and even criminal liability, monetary damages and fines. Enforcement actions by regulatory agencies could also materially increase our costs of operations and impact our ability to serve our clients.

Adverse changes in laws or regulations that impact our business may negatively affect the sale of our services, slow the growth of our operations, or mandate changes to how we deliver our services, including our ability to use and how we use offshore resources. These changes could threaten our ability to continue to serve certain markets.

***Uncertainty and inconsistency in privacy and data protection laws relevant to our business, the high cost of compliance with such laws, and the failure to comply with related contractual obligations may impact our ability to deliver services profitably***

During the last several years, there has been a significant increase in data protection and privacy regulations and enforcement activity in many jurisdictions where we and our clients do business. These regulations are often complex and at times they impose conflicting requirements among different jurisdictions that we serve. For example, the European Union's General Data Protection Regulation (GDPR) imposes data protection requirements for controllers and processors of personally identifiable information collected in Europe, while the California Consumer Privacy Protection Act (CCPA), and other similar acts in other U.S. states imposed similar regulations protecting state residents. The recently adopted European Union AI Act, the requirements of which are not yet fully tested, also apply to our services. In addition, we are subject to the terms of our privacy policies and client contractual obligations related to privacy, data protection, and information security. There is an increased focus on automated processing and services delivered with the use of AI tools that may lead to increased regulatory oversight and restrictions that could have an impact on our business.

The scope of these laws, regulations and policies is subject to differing interpretations, and may conflict with other laws and regulations. The regulatory framework for privacy and data protection worldwide is, and is likely to remain for the foreseeable future, uncertain and complex, and it is possible that these varied obligations may be interpreted and applied in a manner that currently we do not anticipate or that they are inconsistent from one jurisdiction to another.

Failure to comply with all privacy, data protection and cybersecurity laws and regulations that are relevant to different parts of our business have resulted in, and may in the future result in legal claims, significant fines, sanctions, or penalties, or loss of licenses. Efforts to comply with these laws and regulations may increase our cost of operations, or make it difficult for us to secure business or efficiently serve our clients. Compliance with these evolving regulations requires significant investment which impacts our financial results of operations.

Well publicized security breaches have led to enhanced government and regulatory scrutiny of the measures being taken by companies to protect against cyberattacks and have resulted in heightened cybersecurity requirements, including additional regulatory expectations and the oversight of vendor activity for licensed service providers and for providers and services to public sector clients. Unauthorized disclosure of sensitive or confidential data of our clients, their customers', and our employees', whether through third party breach of our systems or due to negligence or intentional acts of insiders, has exposed us in the past and could expose us in the future to costly litigation and regulatory enforcement. It could also impact our reputation and cause us to lose clients, which could adversely affect our financial condition and results of operations.

***Wage and hour, ADA, and ERISA fiduciary class action lawsuits can expose us to costly litigation and damage our reputation***

The customer care business process outsourcing industry in the United States is a target of plaintiffs' law firms that specialize in wage and hour and Americans with Disabilities (ADA) class action lawsuits against large employers by soliciting potential plaintiffs (current and former employees) with billboard and social media advertising. Similarly, plaintiffs' law firms also target companies that offer health, welfare, and deferred income retirement plan (known as 401K plans) benefits subject to ERISA regulations to large employee populations that could result in large classes of potential plaintiffs. These plaintiffs' law firms seek large settlements based entirely on the number of potential plaintiffs in a class, whether or not there is any basis for the claims that they make on behalf of these potential plaintiffs, most of whom do not believe themselves to be aggrieved nor seek recourse until solicited. The cost of defending these large class action lawsuits has been and will continue to be significant.

Because we hire large numbers of employees in the United States and our industry has large turnover, the potential size of plaintiffs' classes in these wage and hour and ERISA lawsuits can be considerable, creating potential material risks to the cost of our operations. As we continue to hire more employees in the United States, and grow our operations in California, where the number of wage and hour and ERISA class action lawsuits is larger than in many other states combined and where verdicts in these lawsuits are very large, our results of operations may be materially impacted by these lawsuits.

***Evolving and fragmented AI regulations may increase compliance costs, limit our offerings, and harm our reputation***

Laws, regulations, and standards governing AI technologies are rapidly evolving across the jurisdictions in which we operate, with varying and sometimes conflicting requirements for transparency, explainability, human oversight, impact assessments, and prohibited uses. This fragmented regulatory landscape creates significant compliance complexity, particularly when serving clients who operate across borders or in highly regulated industries. Regulatory uncertainty and inconsistency may increase our costs and potential liability related to both our use of AI and our clients' use of AI in connection with our services.

Failure to comply with applicable AI regulations could result in regulatory investigations, enforcement actions, fines, or restrictions on our ability to offer AI-enabled services in certain markets. As regulatory frameworks continue to develop, we may be required to modify or discontinue certain offerings, invest significant resources in compliance infrastructure, or face heightened uncertainty regarding the permissibility of our practices, any of which could adversely affect our competitive position and results of operations.

Although we have adopted a responsible approach to integrating AI into our offerings and operations, there can be no assurance that future regulations will not conflict with this approach or otherwise require costly modifications to our offerings. Any such developments could materially and adversely affect our business, results of operations, and reputation.

***Challenges in protecting our intellectual property and its infringement by others may adversely impact our ability to innovate and compete***

Our intellectual property may not always receive favorable treatment from the United States Patent and Trademark Office, the European Patent Office, or similar foreign intellectual property adjudication and registration agencies; and our "patent pending" intellectual property may not receive a patent or may be subject to prior art limitations. Our trademarks may be challenged, and have been challenged, by others with similar marks.

The lack of an effective legal system in certain countries where we do business or lack of commitment to protection of intellectual property rights, may prevent us from being able to defend our intellectual property and related technology against infringement by others, leading to a material adverse effect on our business, results of operations and financial condition.

As our reliance on technology for services that we provide increases, so is the risk of infringement or claims of infringement of intellectual property rights of others. If we are not successful in defending against such claims, our results of operations may be impacted.

***Increases in income tax rates, changes in income tax laws, or disagreements with tax authorities could adversely affect our business.***

We are subject to income taxes in the United States and in certain foreign jurisdictions where we operate or where clients benefit from our services. Increases in income tax rates or other changes in income tax laws could reduce our after-tax income from the relevant jurisdictions and could adversely affect our business, financial condition or results of operations. Our operations outside the United States generate a significant portion of our income, and many of the other countries where we have significant operations have recently made or are actively considering changes to existing tax laws that could significantly impact how U.S. multinational corporations are taxed on foreign earnings.

Governments in the United States and other jurisdictions have proposed and enacted changes to fiscal and tax policies, including reforms affecting multinational enterprises. If enacted or interpreted in a manner adverse to us, such changes could increase our effective tax rate or otherwise adversely affect our business, financial condition, or results of operations.

There are no assurances that we will be able to implement effective tax planning strategies that are necessary to optimize our tax position following changes in tax laws globally. If we are unable to implement a cost-effective contracting structure and other changes in how we do business to mitigate these changes, our effective tax rate and our results of operations will be impacted.

Our ability to use our net operating losses or federal tax credits to offset future taxable income may be subject to certain limitations.

***Our inability to timely secure or maintain licensing required to perform certain of our regulated services may significantly impact our results of operations***

Some of the services we provide for our healthcare, financial services, gaming, and other highly regulated clients require for some of our legal entities, directors and officers of these entities, and employees who perform the services to be licensed by authorities that oversee these regulated activities. These licensing requirements vary among jurisdictions where we provide services; and the ongoing compliance requirements related to maintaining and renew these licenses also change often. Our ability to maintain these licenses and to comply with various evolving regulations that underpin the licensing requirements depends on many factors, not all of which we control; and the cost of this compliance can be significant. Failure to comply with all regulations in one jurisdiction may impact our licensing status with regulators in other jurisdictions. Our ability to secure and maintain these licenses and to do so timely cannot always be assured and depends on many factors, some of which we cannot control. If we are unable to maintain these licenses, if we fail to comply with ever evolving regulations in all the jurisdictions where we deliver regulated services, or if we are unable to meet the regulatory requirements, we may lose significant business opportunities or breach ongoing contractual obligations, which could have material adverse impact on our results of operations.

***If our transfer pricing arrangements are ineffective, our tax liability may increase***

Transfer pricing regulations in the United States, Australia, India, Mexico, the Netherlands, the Philippines, and other countries where we operate require that cross-border transactions between affiliates be on arm's-length terms. We carefully consider pricing for operations, delivery, marketing, sales, and other services among our domestic and foreign subsidiaries to ensure that they are at arm's length. If tax authorities determine that the transfer prices and terms that we have applied are not appropriate, our tax liability may increase, including accrued interest and penalties, thereby impacting our profitability and cash flows, and potentially resulting in a material adverse effect to our operations, effective tax rate and financial condition.

**Risks Related to Our Operations Outside of the United States**

***We face special risks associated with international operations***

An important component of our business strategy is our global delivery model and our continuous willingness to expand internationally to pursue business opportunities. In 2025, we derived approximately 36% of our TTEC Engage revenue from operations outside of the United States. We deliver services to clients from 22 countries on six continents. Conducting business outside of the United States and in many global locations at the same time is subject to a variety of risks, including:

- Inconsistent regulations, licensing requirements, prescriptive labor rules, corrupt business practices, restrictive export control and immigration laws, which may result in inadvertent violation of laws that we may not be able to immediately detect or correct; and which may increase our cost of operations as we endeavor to comply with laws that differ from one country to another;
- Uncertainty of tax regulations in countries where we do business may affect our costs of operation;
- Longer payment cycles could impact our cash flows and results of operations;
- Political and economic instability, and unexpected changes in regulatory regimes could adversely affect our ability to deliver services and our ability to repatriate cash;

- Unanticipated changes in global alliances due to evolving international trade agendas of elected leaders in the U.S. and elsewhere, among other factors, may impact our operations and financial results if we are unable to operate in locations where we deliver services under existing contracts;
- Currency exchange rate fluctuations and restrictions on currency movement or negative tax consequences triggered by such movement could adversely affect our results of operations, if we are forced to maintain assets in currencies other than U.S. dollars, while our financial results are reported in U.S. dollars; and if we are forced to maintain assets in currencies other than those that we use for payment of our operating expenses;
- Infrastructure challenges and lack of sophisticated disaster and pandemic preparedness in some countries where we do business may impact our service delivery; and
- Armed conflicts, terrorist attacks or civil unrest in some of the regions where we do business, and the resulting need for enhanced security measures may impact our ability to deliver services, threaten the safety of our employees, and increase our costs of operations.

While we monitor and endeavor to mitigate in a timely manner the relevant regulatory, geopolitical, and other risks related to our operations outside of the United States, we cannot assess with certainty what impact such risks are likely to have over time on our business, and we can provide no assurance that we will always be able to adapt to these changes quickly enough or mitigate these risks successfully and avoid adverse impact on our business and results of operations.

***Our delivery model involves geographic concentration outside of the United States, exposing us to significant operational risks***

Our business model is dependent on our ability to locate a significant portion of our delivery and overhead functions in low-cost jurisdictions around the globe. Our dependence on our delivery centers and corporate support functions in areas subject to frequent severe weather, natural disasters, health and security threats, and arbitrary government actions represents a particular risk. Natural disasters (floods, winds, and earthquakes), terrorist attacks, pandemics, large-scale utility outages, telecommunication and transportation disruptions, labor or political unrest, and restrictions on repatriation of funds at some of the locations where we do business may interrupt or limit our ability to operate or may increase our costs. Our business continuity and disaster recovery plans, while extensive, may not always be effective, particularly if catastrophic events occur; and business interruption insurance that we procure to address some of these risks may not always be available or may not be affordable.

For these and other reasons, our geographic concentration in locations outside of the United States, especially in the Philippines, India, Mexico, Bulgaria, and South Africa, could result in a material adverse effect on our business, financial condition, and results of operations.

**Risks Related to Ownership of Our Common Stock**

***The price and trading volumes of our common stock may fluctuate significantly due to many factors, some of which we cannot control***

Our common stock trades on Nasdaq under the symbol “TTEC.” In recent years, the market value of our stock has declined significantly due to many unrelated factors. Our results of operations directly impact the value of our stock, but many developments affecting the CX solutions industry in general, and not directly related to us or controlled by us, may also have a material impact on our stock value.

Our stock value may be impacted by:

- General economic, industry and market conditions;
- Changes in market valuation of similar companies in our industry;
- Investors’ perception about our industry, in general, and about our business and our management team;
- Acquisitions or consolidations in our industry;
- The performance of other companies that offer similar services and how their performance is perceived by investors and analysts in comparison to our performance;

- Our capital structure, including the amount of our indebtedness and cost of serving that debt, as compared to others in our industry;
- Changes in key personnel at our company;
- The depth and liquidity of the market for our capital stock;
- Fluctuations in currency exchange rates for currencies generated and used in our business;
- Our dividend and stock buy-back policies and how they compare to such policies at other companies in our industry;
- The passage of adverse legislation or other regulatory or political developments in countries where we do business;
- The stock market fluctuations, in general, due to geopolitical events, macro and micro economic policies and metrics, energy policies, or terrorist activities; and
- Potential impacts of factors referred to elsewhere in “Risk Factors.”

Our stock value may also be impacted by financial projections that we provide to the public and whether these projections align with the expectations of our current investors, potential investors, and financial analysts who follow and comment on our stock. Any changes in our projections of results of operations, or our failure to meet or exceed these projections and the investors’ and analysts’ expectations, could result in a material impact on our stock value.

While many of these factors affect the stock prices of all companies, both in and outside our industry, we may be more significantly affected because of the relatively low trading volume of our shares.

***There can be no assurance that we will resume paying dividends or repurchasing our shares or the cadence or levels of these activities***

The decisions of our Board of Directors regarding the payment of dividends or share repurchases are made in the best interest of all stockholders in compliance with relevant laws, and depend on many factors, including the Company’s financial condition and earnings from operations; capital requirements for operation and technology investments and acquisitions; debt service obligations; market price of the shares; industry practice; legal and regulatory requirements; changes in U.S. federal, state, and international tax or corporate laws; covenant restrictions in the Company’s credit facility; changes to our business model, and other factors that the Board may deem relevant.

As part of the Company’s broader strategy to prioritize debt reduction, in November 2024, our Board of Directors suspended the Company’s semi-annual cash dividend. The Board of Directors currently does not intend to reconsider that decision in the near term.

From time to time, in the past, the Company also repurchased its shares, as an alternative method of providing returns to our stockholders. As part of the Company’s broader strategy to prioritize debt reduction, the Board currently has no immediate plans to resume its share repurchase program.

Our dividend policy and share repurchase practices may change from time to time, and the investor uncertainty about the Company’s future approach to these practices could have a negative impact on the price of our common stock.

***The exclusive forum provision for dispute resolution in our bylaws could limit our stockholders’ ability to obtain a favorable judicial forum for their disputes***

Our bylaws designate Delaware’s state courts as the exclusive forum for most disputes between us and our stockholders, including U.S. federal claims and derivative actions. Most Delaware incorporated companies believe that this provision may benefit them by providing increased consistency in the application of Delaware law and federal securities laws by chancellors and judges who are particularly experienced in resolving corporate disputes, efficient administration of cases relative to other forums, and protection against the burdens of multi-forum litigation. This choice of forum provision does not have the effect of causing our stockholders to waive our obligation to comply with the federal securities laws.

This bylaw forum selection provision is not uncommon for companies incorporated in the State of Delaware, but it could limit our stockholders' ability to select a more favorable judicial forum for disputes with us, our directors, officers or other employees and may therefore discourage litigation. It is important to note, however, that our choice of forum provision would (i) not be enforceable with respect to any suits brought to enforce any liability or duty created by the Securities Exchange Act of 1934, as amended, and (ii) have uncertain enforceability with respect to claims under the Securities Act of 1933, as amended.

***Delaware law and provisions in our certificate of incorporation and bylaws might discourage, delay or prevent a change in control of our Company, potentially depressing the price of our common stock***

Our restated certificate of incorporation and amended and restated bylaws contain provisions that could depress the market price of our common stock by acting to discourage, delay or prevent a change in control of our Company or changes in our management that the stockholders of our Company may deem advantageous. These provisions, among other matters:

- Authorize the issuance of "blank check" preferred stock that our Board of Directors could use to implement a stockholders rights plan;
- Provide that special meetings of our stockholders may be called only by our Chairman, TTEC President, or our Board of Directors;
- Establish advance notice requirements for nominations for elections to our Board of Directors or for proposing matters that can be acted upon by stockholders at our Annual Stockholders Meeting;
- Permit the Board of Directors to establish the number of directors on our Board, from time to time; and
- Provide that the Board of Directors is expressly authorized to make, alter or repeal our amended and restated bylaws.

In addition, Section 203 of the Delaware General Corporation Law may discourage, delay, or prevent a change in control of our Company, as it imposes certain restrictions on mergers, business combinations, and other transactions between holders of 15% or more of our common stock and us.

***We may change our state of incorporation from Delaware to another jurisdiction, which could affect our stockholders' rights and the market perception of our common stock***

We are currently incorporated in the State of Delaware. Our Board of Directors and management periodically evaluate whether Delaware remains the optimal jurisdiction for our corporate domicile. As part of this ongoing assessment, we may determine that reincorporating in another jurisdiction, such as Texas or Nevada, would better serve the interests of the Company and its stockholders.

There is a growing perception in corporate governance circles that certain jurisdictions outside Delaware may offer a more business-friendly legal environment, lower franchise taxes and related costs, and protections for stockholders comparable to those in Delaware. Any such reincorporation could result in changes to the corporate laws governing our internal affairs, including laws relating to directors' fiduciary duties, stockholder rights, stockholder litigation, and other matters of corporate governance. While proponents of alternative jurisdictions contend that stockholders would retain substantially similar rights and protections, there can be no assurance that the corporate laws of another jurisdiction would be as favorable to stockholders as those of Delaware, which has a well-developed body of corporate case law and is generally viewed as a predictable legal environment.

If the Board determines that a change in domicile may be in the best interests of the Company and its stockholders, it may recommend that stockholders vote on such a proposal. The Board is under no obligation, however, to make any such recommendation and may ultimately decide that remaining incorporated in Delaware is the preferred course of action. Any reincorporation would require approval by the shareholders holding majority of TTEC shares.

We cannot predict how stockholders, analysts, or the broader market would react to a vote to change our corporate domicile, and there is no assurance that the majority of stockholders would vote in favor of such reincorporation. Any negative reaction could materially and adversely affect the market price of our common stock.

***Our Chairman and Chief Executive Officer holds majority voting control, and his interests may conflict with those of other stockholders***

Kenneth D. Tuchman, our Chairman and Chief Executive Officer, directly and beneficially owns approximately 57% of our common stock. As a result, Mr. Tuchman exercises significant control over our business practices and strategy, including the ability to elect all members of our board of directors, effect stockholder actions by written consent, and determine the outcome of almost any matter submitted to a stockholder vote—such as mergers, acquisitions or dispositions of assets, incurrence of indebtedness, issuance of equity securities, and payment of dividends.

Mr. Tuchman's interests may not always coincide with those of our other stockholders. His control could delay, prevent, or facilitate transactions—including changes in control or sales of substantially all of our assets—regardless of whether other stockholders support such actions. This concentrated ownership may also discourage potential acquirers or other investors from pursuing transactions involving our company, which could adversely affect the trading price of our common stock.

***Our status as a “controlled company” could make our common stock less attractive to investors or otherwise harm our stock price***

Because we qualify as a “controlled company” under NASDAQ listing rules, we are exempt from requirements to have a majority independent board, an independent compensation committee, or an independent nominating committee. While we have elected not to rely on these exemptions, we may do so in the future. As a result, our stockholders may not have the same protections afforded to stockholders of companies subject to all NASDAQ corporate governance requirements, which could make our common stock less attractive to some investors or otherwise harm our stock price.

#### **ITEM 1B. UNRESOLVED STAFF COMMENTS**

Not applicable.

#### **ITEM 1C. CYBERSECURITY**

**Risk Management and Strategy.** The Company recognizes the critical importance of maintaining the trust and confidence of our clients, business partners, and employees, and has developed an information security program to address material risks from cybersecurity threats. We have implemented a cross-functional approach to preserving the overall integrity of the information that the Company collects and stores by identifying, preventing where possible, and mitigating cybersecurity threats, and responding to security incidents when they occur. We also maintain controls and procedures that enable prompt escalation of certain cybersecurity incidents so decisions about public disclosure and reporting of such incidents can be timely made.

The Company relies on a comprehensive Enterprise Risk Management (“ERM”) program, which includes cybersecurity as an important component. Our cybersecurity program is focused on the following key areas:

**Risk Assessment and Remedial Measures.** The Company engages in periodic cybersecurity and technology resilience risk assessments based on methodology and guidance from a recognized national standards organization; and utilizes periodic risk-based analysis for adopting, maintaining and adjusting security controls to address such risks.

The following factors, among others, are considered by the Company in assessing its cybersecurity risks, mitigation, and remediation strategies: the likelihood and severity of risk; impact on the Company and others, if a risk materializes; feasibility and cost of controls; and impact of controls on operations and on others. The specific controls used by the Company vary based on the specific systems, but usually include firewalls, intrusion prevention and detection systems, anti-malware technical safeguards and access controls, endpoint threat detection and response (EDR), identity and access management (IAM), privileged access management (PAM), logging and monitoring using security information and event management (SIEM), multi-factor authentication (MFA), vulnerability and patch management, third-party dark web monitoring and threat-intelligence services.

The Company periodically tests its cybersecurity policies, standards, processes, and practices. The testing conducted by our in-house security teams includes audits, assessments, tabletop exercises, threat modeling, penetration testing, and other exercises focused on evaluating the effectiveness of our cybersecurity measures and planning. The Company also regularly engages third parties to perform assessments on our cybersecurity measures, including information security maturity assessments, audits, and independent reviews of our information security control environment and operating effectiveness. Individual controls are evaluated and periodically improved through vulnerability assessments and cybersecurity threat intelligence. The Company adjusts its cybersecurity policies, standards, processes, and practices as necessary based on the information provided by these assessments, audits, and reviews.

The Company's Chief Security Officer ("CSO") works collaboratively across the Company with other members of TTEC's leadership team to implement cybersecurity programs designed to protect the Company's information systems from cybersecurity threats and to promptly respond to cybersecurity incidents in accordance with the Company's incident response and recovery plans. To facilitate the success of the company's cybersecurity risk management program, multidisciplinary teams throughout the Company are deployed to address cybersecurity threats and respond to cybersecurity incidents.

*Third-Party Risks.* The Company maintains a risk-based approach to identifying and overseeing cybersecurity risks presented by third parties, including vendors, service providers, and other external users of the Company's systems, as well as the systems of third parties that could adversely impact our business in the event of a cybersecurity incident affecting those third-party systems.

*Business Continuity and Incident Response.* The Company has established and maintains comprehensive business continuity, disaster recovery, and incident response plans that address the Company's response to cybersecurity incidents, among other events that require resilient response. We conduct periodic tabletop exercises and other testing of these plans to enhance incident response preparedness for potential disruption to technology we rely on in our business.

*Education and Awareness.* The Company requires employees to complete periodic mandatory training on cybersecurity threats to equip the Company's personnel with tools to address cybersecurity threats, and to communicate the Company's evolving information security policies, standards, processes, and practices.

Although the Company has confidence in the security measures and processes it deploys to protect its environment from cybersecurity threats, neither the Company nor the third parties it relies on may be able to fully, continuously, and effectively implement security controls as intended. As stated above, we utilize a risk-based approach and judgment to determine which security controls to implement, and it is possible we may not implement appropriate controls if we fail to recognize or underestimate a particular risk. In addition, security controls, no matter how well designed or implemented, may only mitigate, but not fully eliminate, risks. The full impact of security events, when detected by security tools or third parties, may not always be immediately understood or acted upon.

**Governance.** The Company's Board of Directors, in coordination with its Audit Committee, oversees the Company's overall ERM process, and has delegated the management of risks arising from cybersecurity threats to the Security & Technology Committee, which regularly interacts with the Company's CSO (who maintains chief information security officer ("CISO") responsibilities at TTEC among other responsibilities), the Chief Information Officer ("CIO"), Chief Technology Officer ("CTO") Chief Privacy Officer, Chief Legal & Risk Officer, and other members of management. The Security & Technology Committee of the Board receives regular reports on the Company's cybersecurity risks, vulnerability assessments, third-party and independent reviews, and the steps the Company is taking to address the security risks, among other relevant information, and shares information with the full Board of Directors as appropriate. The Board of Directors also has access to and periodically meets with the Company's CSO, CIO, CTO and Chief Legal & Risk Officer about the approaches and progress that the Company is making on its cybersecurity risk management priorities.

The Board of Directors and the Security & Technology Committee also receive prompt information regarding cybersecurity incidents that meet established reporting thresholds, as well as ongoing updates regarding any such incidents until they have been addressed.

Our CSO holds an undergraduate degree in Computer Science and has served in various information technology and information security roles, including serving as the CSO for two public companies as well as various leadership roles in two medium sized private companies over the last 30 years.

Our CIO holds an undergraduate degree in Computer and Electrical Engineering and has served in various roles in information technology for over 25 years, including serving as either the chief technology officer or chief information officer for two large public companies and a technology start-up.

The Company has previously experienced significant cybersecurity incidents. Although cybersecurity threats, including any previous cybersecurity incidents, have not materially affected and we believe are not reasonably likely to materially affect the Company, there can be no assurances that future cybersecurity incidents, which are unavoidable, will not materially affect our results of operations, including our business strategy, results of operations, or financial condition.

## ITEM 2. PROPERTIES

Our principal place of business is located in Austin, Texas. In addition to our customer engagement centers used by our TTEC Engage segment discussed below, we also maintain sales and consulting offices in several countries around the world which serve our TTEC Digital segment.

On November 5, 2024, TTEC, through its wholly owned subsidiary, TTEC Services Corporation, entered into a definitive agreement to sell and subsequently closed the sale of our headquarters building in Englewood, Colorado to Catholic Health Initiatives Colorado, a not-for-profit organization. On February 27, 2025, the Company announced that it is moving its principal place of business to Austin, Texas, and that given its decentralized operations and management, it is moving away from a traditional headquarter style of operations.

As of December 31, 2025, we operated 54 customer engagement centers that are classified as follows:

- *Multi-Client Center* — We lease space for these centers and serve multiple clients in each facility;
- *Dedicated Center* — We lease space for these centers and dedicate the entire facility to one client; and
- *Managed Center* — These facilities are leased or owned by our clients and we staff and manage these sites on behalf of our clients in accordance with facility management contracts.

As of December 31, 2025, our customer engagement centers were located in the following countries:

	Multi-Client Centers	Dedicated Centers	Managed Centers	Total Number of Delivery Centers
Australia	—	—	2	2
Brazil	1	—	—	1
Bulgaria	2	—	—	2
Colombia	1	—	1	2
Egypt	1	—	—	1
Germany	—	—	1	1
Greece	1	—	—	1
India	3	—	—	3
Malaysia	1	—	—	1
Mexico	2	—	—	2
Philippines	12	—	—	12
Poland	1	1	—	2
South Africa	1	1	1	3
Thailand	—	—	1	1
United Kingdom	1	—	3	4
United States of America	6	8	2	16
Total	33	10	11	54

The leases for our customer engagement centers have remaining terms ranging from one to eight years and generally contain renewal options. We believe that our existing customer engagement centers are suitable and adequate for our current operations, and we have plans to build additional centers to accommodate future business.

### **ITEM 3. LEGAL PROCEEDINGS**

From time to time, the Company has been involved in legal actions, both as plaintiff and defendant, which arise in the ordinary course of business. The Company accrues for exposures associated with such legal actions to the extent that losses are deemed both probable and reasonably estimable. To the extent specific reserves have not been made for certain legal proceedings, their ultimate outcome, and consequently, an estimate of possible loss, if any, cannot reasonably be determined at this time.

Based on currently available information and advice received from counsel, the Company believes that the disposition or ultimate resolution of any current legal proceedings, except as otherwise specifically reserved for in its financial statements, will not have a material adverse effect on the Company's financial position, cash flows or results of operations.

### **ITEM 4. MINE SAFETY DISCLOSURES**

Not applicable.

## **PART II**

### **ITEM 5. MARKET FOR REGISTRANT'S COMMON EQUITY, RELATED STOCKHOLDER MATTERS AND ISSUER PURCHASES OF EQUITY SECURITIES**

Our common stock is traded on the NASDAQ Global Select Market under the symbol "TTEC."

As of December 31, 2025, we had 207 holders of record of our common stock and during 2025 we did not declare any dividends on our common stock. During 2024 we declared and paid a \$0.06 per share dividend on our common stock.

In 2015, our Board of Directors adopted a dividend policy, with the intent to distribute a periodic cash dividend to stockholders of our common stock, after consideration of, among other things, TTEC's performance, cash flows, capital needs and liquidity factors. The Company paid the initial dividend in 2015 and continued to pay a semi-annual dividend in October and April of each year in amounts ranging between \$0.06 per common share and \$0.52 per common share through April 2024. On November 4, 2024, the Board of Directors suspended the Company's semi-annual cash dividend as part of its ongoing shift to prioritize debt reduction associated with strategic acquisitions and other investments in the business. In addition, our credit facility restricts our ability to pay dividends.

#### **Stock Repurchase Program**

In 2001 the Company launched a stock repurchase program under the terms of which it returned capital to stockholders by purchasing the Company stock in public market, as authorized by its Board of Directors from time to time. The Board has not authorized stock repurchases since 2017 and has no current plans to authorize additional repurchases in 2026.

### Stock Performance Graph

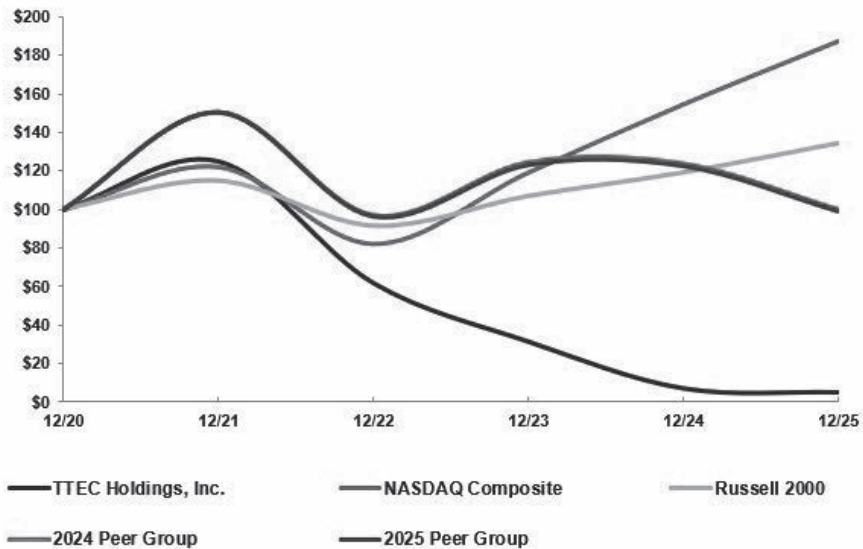
The graph depicted below compares the performance of TTEC common stock with the performance of the NASDAQ Composite Index; the Russell 2000 Index; and customized peer group over the period beginning on December 31, 2020 and ending on December 31, 2025. We have chosen the 2025 Peer Group comprised of Accenture Plc (NASDAQ:ACN), Cognizant Technology Solutions Corp. (NASDAQ:CTSH), Concentrix (NASDAQ:CNXC), Globant S.A. (NYSE:GLOB), TaskUs, Inc. (NASDAQ: TASK), and Teleperformance (NYSE Euronext:RCF). We believe that the companies in this Peer Group are relevant to our current business model, market capitalization and our two segments (Digital and Engage). The 2024 Peer Group included Accenture Plc (NASDAQ:ACN), Cognizant Technology Solutions Corp. (NASDAQ:CTSH), Concentrix (NASDAQ:CNXC), Globant S.A. (NYSE:GLOB), Teleperformance (NYSE Euronext:RCF) and Telus International (NYSE:TIXT). We believe that the companies in this Peer Group were relevant to our business model, market capitalization and our two segments (Digital and Engage).

The graph assumes that \$100 was invested on December 31, 2020 in our common stock and in each comparison index, and that all dividends were reinvested. We declared per share dividends on our common stock of \$1.04 during 2023, \$0.06 during 2024 and zero during 2025. Stock price performance shown on the graph below is not necessarily indicative of future price performance.

**COMPARISON OF 5 YEAR CUMULATIVE TOTAL RETURN**  
 Among TTEC Holdings, Inc., The NASDAQ Composite Index,  
 The Russell 2000 Index, And Peer Groups

	December 31,					
	2020	2021	2022	2023	2024	2025
TTEC Holdings, Inc.	\$ 100	\$ 125	\$ 62	\$ 32	\$ 7	\$ 5
NASDAQ Composite	\$ 100	\$ 122	\$ 82	\$ 119	\$ 154	\$ 187
Russell 2000	\$ 100	\$ 115	\$ 91	\$ 107	\$ 119	\$ 134
2024 Peer Group	\$ 100	\$ 150	\$ 97	\$ 124	\$ 124	\$ 100
2025 Peer Group	\$ 100	\$ 150	\$ 96	\$ 123	\$ 123	\$ 99

**COMPARISON OF 5 YEAR CUMULATIVE TOTAL RETURN\***  
 Among TTEC Holdings, Inc., the NASDAQ Composite Index, the Russell 2000 Index,  
 2024 Peer Group and 2025 Peer Group



\*\$100 invested on 12/31/20 in stock or index, including reinvestment of dividends.  
 Fiscal year ending December 31.

Copyright© 2026 Russell Investment Group. All rights reserved.

**ITEM 6. <RESERVED>**

## ITEM 7. MANAGEMENT'S DISCUSSION AND ANALYSIS OF FINANCIAL CONDITION AND RESULTS OF OPERATIONS

### Executive Summary

Founded in 1982, TTEC is a global CX outsourcing partner for marquee and high-growth brands and public sector clients. The Company designs, builds, and operates technology-enabled customer experiences across live interaction channels and provides data-driven AI-enabled digital solutions to help clients improve customer satisfaction and loyalty, increase customer revenue and profitability, and optimize overall cost to serve. As of December 31, 2025, TTEC served over 720 clients across targeted industry verticals, including financial services, healthcare, public sector, communications, technology, media, entertainment, travel and hospitality, automotive and retail.

TTEC operates and reports its financial results of operations through two business segments.

- **TTEC Digital** is one of the largest CX technology and service providers and is focused on the intersection of Contact Center as a Service ("CCaaS"), Customer Relationship Management ("CRM"), and AI and Analytics. A professional services organization comprised of software engineers, systems architects, data scientists and CX strategists, this segment creates and implements strategic CX transformation roadmaps; sells, operates, and provides managed services for cloud platforms and premise-based CX technologies including Amazon Web Services ("AWS"), Cisco, Genesys, Google, and Microsoft; and creates proprietary IP to support industry specific and custom client needs. TTEC Digital serves clients across Enterprise and small and medium-sized business segments and has a dedicated unit with government technology certifications serving the public sector.
- **TTEC Engage** provides digital first AI-enabled CX operational and managed services to support large, complex enterprise clients' end-to-end customer interactions at scale across the world. Tailored to meet industry-specific business needs, this segment delivers data-driven omnichannel customer care, customer acquisition, growth and retention services, tech support, fraud mitigation and back-office solutions. The segment's digital first delivery model covers the entire solution lifecycle including associate recruitment, onboarding, training, delivery, workforce management and quality assurance.

TTEC pursues its CX market leadership through strategic collaboration across TTEC Digital and TTEC Engage. Together, TTEC's ability to deliver comprehensive and transformational customer experience solutions to its clients is a marketplace differentiator, including integrated AI-enabled CX technology and service solution, go-to-market strategies, and innovative offerings.

During 2025, TTEC Digital and TTEC Engage delivered onshore, nearshore, and offshore services in 22 countries on six continents -- the United States, Australia, Belgium, Brazil, Bulgaria, Canada, Colombia, Costa Rica, Egypt, Germany, Greece, Honduras, India, Ireland, Mexico, the Netherlands, New Zealand, the Philippines, Poland, South Africa, Thailand, and the United Kingdom with contributions from approximately 51,000 customer care associates, consultants, technologists, and CX professionals.

Our revenue for fiscal 2025 was \$2,137 million, of which approximately \$469 million, or 22%, was generated from our TTEC Digital segment and \$1,668 million, or 78%, was generated from our TTEC Engage segment.

To advance our competitive position in a rapidly changing market and to provide our clients with modernized CX technology and service solutions, we continue to invest in innovation and service offerings for both mainstream and high-growth disruptive businesses, diversifying and strengthening our core customer care services with technology-enabled, outcomes-focused services, data analytics, insights, and consulting.

We also invest to broaden our CX product and service capabilities, increase our global client base and industry expertise, expand our geographic footprint to the needs of our global clientele, and further scale our integrated solutions within and between our TTEC Digital and TTEC Engage segments.

### Our 2025 Financial Results

In 2025, our revenue decreased 3.4% from 2024 to \$2,137 million, including an increase of 0.1%, or \$2.6 million due to foreign currency fluctuations. The decrease in revenue was comprised of a \$10.1 million, or 2.2%, increase for TTEC Digital and a \$80.9 million, or 4.6%, decrease for TTEC Engage.

Our 2025 income/(loss) from operations increased \$56.4 million to (\$117.1) million, or (5.5)% of revenue, from (\$173.5) million which was (7.9)% of revenue for 2024. The increase in operating income/(loss) margin is due to the lower impairment charges and other factors across both segments. The TTEC Digital segment's operating income/(loss) declined \$201.5 million over last year primarily due to an impairment of goodwill. The TTEC Engage operating income/(loss) increased \$257.9 million, compared to the prior year due to lower impairment expenses.

Income/(loss) from operations in 2025 and 2024 included a total of \$213.3 million and \$254.2 million of restructuring and asset impairments, respectively.

Our offshore customer experience centers spanning 13 countries serve clients based in the U.S. and in other countries with 22,200 workstations representing 83% of our global delivery capabilities. Revenue for TTEC Engage provided in these offshore locations represented 36% of our 2025 revenue, as compared to 34% of our 2024 revenue.

Our seat utilization is defined as the total number of utilized workstations compared to the total number of available production workstations. As of December 31, 2025, the total production workstations for TTEC Engage was 26,750 and the overall capacity utilization in our centers was 73% versus 70% in the prior year period. The increase was due to seat reductions in the U.S. and the Philippines, partially offset by reduced client forecasts.

We continue to selectively retain and grow offshore capacity, while maintaining appropriate capacity onshore. As we grow our offshore delivery capabilities and our exposure to foreign currency fluctuation increases, we will continue to actively manage this risk via a multi-currency hedging program designed to minimize operating margin volatility.

#### **Smaller Reporting Company Status**

We are a "smaller reporting company" as defined in Item 10(f)(1) of Regulation S-K. As a smaller reporting company, we are eligible to provide scaled disclosures in our filings with the SEC, the Company elected not to avail itself of this relief in this Annual Report on Form 10-K and will continue to provide the same level of disclosures as in its most recent fiscal periods. The Company will avail itself of certain disclosure relief, however, on select items generally included in the proxy materials and incorporated into the Form 10-K by reference. The Company may re-evaluate this decision at a later date.

#### **Critical Accounting Policies and Estimates**

Management's Discussion and Analysis of our financial condition and results of operations are based upon our Consolidated Financial Statements, which have been prepared in accordance with accounting principles generally accepted in the U.S. ("GAAP"). The preparation of these financial statements requires us to make estimates and assumptions that affect the reported amounts of assets, liabilities, revenue and expenses as well as the disclosure of contingent assets and liabilities. We regularly review our estimates and assumptions. These estimates and assumptions, which are based upon historical experience and on various other factors believed to be reasonable under the circumstances, form the basis for making judgments about the carrying values of assets and liabilities that are not readily apparent from other sources. Reported amounts and disclosures may have been different had management used different estimates and assumptions or if different conditions had occurred in the periods presented. Below is a discussion of the policies that we believe may involve a high degree of judgment and complexity.

##### *Revenue Recognition*

The Company recognizes revenue from contracts and programs when control of the promised goods or services is transferred to the customers, in an amount that reflects the consideration it expects to be entitled to in exchange for those goods or services. Revenue is recognized when or as performance obligations are satisfied by transferring control of a promised good or service to a customer. A performance obligation is a promise in a contract to transfer a distinct good or service to the customer. Performance obligation is the unit of accounting for revenue recognition under the provisions of ASC Topic 606, "Revenue from Contracts with Customers" and all related amendments ("ASC 606"). A contract's transaction price is allocated to each distinct performance obligation in recognizing revenue.

The business process outsourcing (“BPO”) inbound and outbound service fees are based on either a per minute, per hour, per FTE, per transaction or per call basis, which represents the majority of our contracts. These contracts have a single performance obligation as the promise to transfer the individual goods or services is not separately identifiable from other promises in the contracts and, therefore, not distinct. With the exception of training, which is not considered to have value to the customer on a stand-alone basis, and is typically billed upfront and deferred, the remainder of revenue is invoiced on a monthly or quarterly basis as services are performed and does not create a contract asset or liability.

In addition to revenue from BPO services, revenue also consists of fees from services for program launch, professional consulting, fully-hosted or managed technology and learning innovation services. The contracts containing these service offerings may contain multiple performance obligations. For contracts with multiple performance obligations, the Company allocates the contract’s transaction price to each performance obligation using the best estimate of the standalone selling price of each distinct good or service in the contract. For these services, the point at which the transfer of control occurs determines when revenue is recognized in a specific reporting period. The majority of the Company’s services are recognized over time using the input method in which revenue is recognized on the basis of efforts or inputs toward satisfying a performance obligation (for example, resources consumed, labor hours expended, costs incurred, or time elapsed) relative to the total expected inputs to satisfy the performance obligation. Deferred revenues for these services represent amounts collected from, or invoiced to, customers in excess of revenues recognized. The Company records amounts billed and received, but not earned, as deferred revenue. Costs directly associated with revenue deferred, consisting primarily of labor and related expenses, are also deferred and recognized in proportion to the expected future revenue from the contract.

Variable consideration exists in contracts for certain client programs that provide for adjustments to monthly billings based upon whether the Company achieves, exceeds or fails certain performance criteria. Adjustments to monthly billings consist of contractual bonuses/penalties, holdbacks and other performance based conditions. Variable consideration is estimated at contract inception at its most likely value and updated at the end of each reporting period as additional performance data becomes available. Revenue related to such variable consideration is recognized only to the extent that a significant reversal of any incremental revenue is not considered probable.

Contract modifications are routine in the performance of the customer contracts. Contracts are often modified to account for customer mandated changes in the contract specifications or requirements, including service level changes. In most instances, contract modifications relate to goods or services that are incremental and distinctly identifiable, and, therefore, are accounted for prospectively.

Direct and incremental costs to obtain or fulfill a contract are capitalized, and the capitalized costs are amortized over the corresponding period of benefit, determined on a contract by contract basis. The Company recognizes an asset for the incremental costs of obtaining a contract with a customer if it expects to recover those costs. Costs to obtain a contract that would have been incurred regardless of whether the contract was obtained are recognized as an expense when incurred, unless those costs are explicitly chargeable to the customer regardless of whether the contract is obtained.

In certain cases, the Company negotiates an upfront payment to a customer in conjunction with the execution of a contract. Such upfront payments are critical to acquisition of new business and are often used as an incentive to negotiate favorable rates from the clients and are accounted for as upfront discounts for future services. Payments to customers are capitalized as contract acquisition costs and are amortized as a reduction to revenue in proportion to the expected future revenue from the contract, which in most cases results in straight-line amortization over the life of the contract. Such capitalized contract acquisition costs are periodically reviewed for impairment taking into consideration ongoing future cash flows expected from the contract and estimated remaining useful life of the contract.

### *Income Taxes*

Accounting for income taxes requires recognition of deferred tax assets and liabilities for the expected future income tax consequences of transactions that have been included in the Consolidated Financial Statements or tax returns. Under this method, deferred tax assets and liabilities are determined based on the difference between the financial statement and tax basis of assets and liabilities using tax rates in effect for the year in which the differences are expected to reverse. When circumstances warrant, we assess the likelihood that our net deferred tax assets will more likely than not be recovered from future projected taxable income.

We continuously review the likelihood that deferred tax assets will be realized in future tax periods under the "more-likely-than-not" criteria. In making this judgment, we consider all available evidence, both positive and negative, in determining whether, based on the weight of that evidence, a valuation allowance is required.

We follow a two-step approach to recognizing and measuring uncertain tax positions. The first step is to determine if the weight of available evidence indicates that it is more likely than not that the tax position will be sustained on audit. The second step is to estimate and measure the tax benefit as the amount that has a greater than 50% likelihood of being realized upon ultimate settlement with the tax authority. We evaluate these uncertain tax positions on a quarterly basis. This evaluation is based on the consideration of several factors including changes in facts or circumstances, changes in applicable tax law, and settlement of issues under audit.

Interest and penalties relating to income taxes and uncertain tax positions are accrued net of tax in the Provision for income taxes in the accompanying Consolidated Statements of Comprehensive Income (Loss).

In the future, our effective tax rate could be adversely affected by several factors, many of which are outside our control. Our effective tax rate is affected by the proportion of revenue and income before taxes in the various domestic and international jurisdictions in which we operate. Further, we are subject to changing tax laws, regulations and interpretations in multiple jurisdictions in which we operate, as well as the requirements, pronouncements and rulings of certain tax, regulatory and accounting organizations. We estimate our annual effective tax rate each quarter based on a combination of actual and forecasted results of subsequent quarters. Consequently, significant changes in our actual quarterly or forecasted results may impact the effective tax rate for the current or future periods.

### *Business Combinations*

We account for business combinations under the acquisition method of accounting in accordance with ASC Topic 805, Business Combinations, which requires an allocation of the consideration we paid to the identifiable assets, intangible assets and liabilities based on the estimated fair values as of the closing date of the acquisition. The excess of the fair value of the purchase price over the fair values of these identifiable assets, intangible assets and liabilities is recorded as goodwill.

Purchased intangibles other than goodwill are initially recognized at fair value and amortized over their useful lives unless those lives are determined to be indefinite. The valuation of acquired assets will impact future operating results. The fair value of identifiable intangible assets is determined using an income approach on an individual asset basis. Specifically, we use the multi-period excess earnings method to determine the fair value of customer relationships and the relief-from-royalty approach to determine the fair value of trade names. Determining the fair value of acquired intangibles involves significant estimates and assumptions, including forecasted revenue growth rates, EBITDA margins, customer attrition rate, and market-participant discount rates.

The determination of the useful life of an intangible asset other than goodwill is based on factors including historical tradename performance with respect to consumer name recognition, geographic market presence, market share, plans for ongoing trade name support and promotion, customer attrition rate, and other relevant factors.

### *Goodwill and Indefinite-Lived Intangible Assets*

We evaluate goodwill and indefinite-lived intangible assets for possible impairment at least annually or whenever events or changes in circumstances indicate that the carrying amount of such assets may not be recoverable.

We use a two-step process to assess the realizability of goodwill. The first step, Step 0, is a qualitative assessment that analyzes current economic indicators associated with a particular reporting unit. For example, we analyze changes in economic, market and industry conditions, business strategy, cost factors, and financial performance, among others, to determine if there would be a significant decline to the fair value of a particular reporting unit. A qualitative assessment also includes analyzing the excess fair value of a reporting unit over its carrying value from impairment assessments performed in previous years. If the qualitative assessment indicates the fair value of the reporting unit is in excess of its carrying value, no further testing is required.

If a qualitative assessment indicates that a significant decline to fair value of a reporting unit is more likely than not, or if a reporting unit's fair value has historically been closer to its carrying value, we proceed to Step 1 testing where we calculate the fair value of a reporting unit based on discounted future probability-weighted cash flows. If Step 1 indicates that the carrying value of a reporting unit is in excess of its fair value, we will record an impairment equal to the amount by which a reporting unit's carrying value exceeds its fair value.

During 2025, we completed a Step 1 goodwill analysis and determined that for two of the three reporting units the estimated fair value exceeds the carrying value. The resulting fair value of the Digital Recurring reporting unit decreased below its carrying value, which resulted in recording an impairment charge. The calculation of fair value is based on estimates including revenue projections, EBITDA margin projections, estimated tax rates, estimated capital expenditures, estimated working capital, guideline public company revenue and EBITDA multiples, guideline transaction revenue multiples, market participation acquisition premiums and discount rates.

We estimate fair value using discounted cash flows of the reporting units. The most significant assumptions used in these analyses are those made in estimating future cash flows. In estimating future cash flows, we use financial assumptions in our internal forecasting model such as projected capacity utilization, projected changes in the prices we charge for our services, projected labor costs, as well as contract negotiation status. The financial and credit market volatility directly impacts our fair value measurement through our weighted average cost of capital that we use to determine our discount rate. We use a discount rate we consider appropriate for the country where the business unit is providing services.

#### *Contingencies*

We record a liability for pending litigation and claims where losses are both probable and reasonably estimable. Each quarter, management reviews all litigation and claims on a case-by-case basis and assigns probability of loss and range of loss.

### **Other Components of Results of Operations**

#### *Cost of Services*

Cost of services principally include costs incurred in connection with our customer experience services and technology services, including direct labor and related taxes and benefits, telecommunications, technology costs, sales and use tax and certain fixed costs associated with the customer engagement centers. In addition, cost of services includes income related to grants we may receive from local or state governments as an incentive to locate customer engagement centers in their jurisdictions which reduce the cost of services for those facilities.

#### *Selling, General and Administrative*

Selling, general and administrative expenses primarily include costs associated with administrative services such as sales, marketing, product development, legal, information systems (including core technology and telephony infrastructure), accounting and finance. It also includes outside professional fees (i.e., legal and accounting services), building expense for non-engagement center facilities and other items associated with general business administration.

#### *Restructuring Charges, Net*

Restructuring charges, net primarily include costs incurred in conjunction with reductions in force or decisions to exit facilities, including termination benefits and lease liabilities, net of expected sublease rentals.

### *Impairment Losses*

Impairment losses include costs related to impairment of goodwill, right-of-use assets, leasehold improvement assets, internally developed software, and certain computer equipment.

### *Interest Expense*

Interest expense includes interest expense, amortization of debt issuance costs associated with our Credit Facility, and the accretion of deferred payments associated with our acquisitions.

### *Other Income*

The main components of other income are miscellaneous income not directly related to our operating activities, such as foreign exchange gains and reductions in our contingent consideration.

### *Other Expenses*

The main components of other expenses are expenditures not directly related to our operating activities, such as foreign exchange losses and increases in our contingent consideration.

## **RESULTS OF OPERATIONS**

### **Year Ended December 31, 2025 Compared to December 31, 2024**

The tables included in the following sections are presented to facilitate an understanding of Management's Discussion and Analysis of Financial Condition and Results of Operations and present certain information by segment for the years ended December 31, 2025 and 2024 (amounts in thousands). All inter-company transactions between the reported segments for the periods presented have been eliminated.

#### *TTEC Digital*

	<b>Year Ended December 31,</b>			
	<b>2025</b>	<b>2024</b>	<b>\$ Change</b>	<b>% Change</b>
Revenue	\$ 469,201	\$ 459,018	\$ 10,183	2.2 %
Operating Income/(Loss)	(177,820)	23,691	(201,511)	(850.6)%
Operating Margin	(37.9)%	5.2 %		

The increase in revenue for the TTEC Digital segment was driven by higher one-time on-premise related revenue. It was partially offset by a decrease in recurring and professional services revenue.

The operating income/(loss) reduction is primarily attributable to a \$205.4 million goodwill impairment charge. The operating income/(loss) as a percentage of revenue decreased to (37.9)% in 2025 as compared to 5.2% in 2024. Included in the operating income/(loss) was amortization related to acquired intangibles of \$14.7 million and \$16.6 million for the years ended December 31, 2025 and 2024, respectively.

#### *TTEC Engage*

	<b>Year Ended December 31,</b>			
	<b>2025</b>	<b>2024</b>	<b>\$ Change</b>	<b>% Change</b>
Revenue	\$ 1,667,698	\$ 1,748,569	\$ (80,871)	(4.6)%
Operating Income/(Loss)	60,675	(197,211)	257,886	130.8 %
Operating Margin	3.6 %	(11.3)%		

The decrease in revenue for the TTEC Engage segment is explained by a long tenured client exiting a large line of business supported by TTEC, lower demand from select large onshore enterprise clients due to clients' continued conservative management of discretionary spending influenced by a challenging macro-economic environment and delays attributable to launching new and larger awarded contracts.

The operating income/(loss) change was primarily attributable to the goodwill impairment of \$233.5 million in 2024 and lower restructuring expenses. As a result, the operating income/(loss) as a percentage of revenue increased to 3.6% in 2025 as compared to (11.3)% in the prior period. Included in the operating income/(loss) was amortization expense related to acquired intangibles of \$16.3 million and \$16.4 million for the years ended December 31, 2025 and 2024, respectively.

#### *Interest Income (Expense)*

Interest income increased to \$9.4 million in 2025 from \$2.7 million in 2024 due to \$8.5 million of interest income on an aged VAT receivable. Interest expense decreased to \$71.7 million during 2025 from \$84.3 million during 2024, primarily due to the termination of the factoring agreement and lower utilization and interest rates on the line of credit.

#### *Other Income (Expense), Net*

For the year ended December 31, 2025 Other income (expense), net decreased to a net income of \$9.2 million from a net income of \$18.6 million during the prior year.

Included in the year ended December 31, 2025 was a \$10.4 million gain related to a recovery of an aged VAT receivable.

Included in the year ended December 31, 2024 was a net \$15.5 million gain related to the sale of our real estate asset in Englewood, Colorado.

#### *Income Taxes*

The reported effective tax rate for 2025 was (8.7)% as compared to (31.3)% for 2024. The effective tax rate for 2025 was impacted by earnings in international jurisdictions currently under an income tax holiday, a \$7.1 million benefit related to changes in tax contingent liabilities, a \$12.5 million benefit related to restructuring and impairment charges, \$2.3 million of expense related to recovery of foreign tax receivables and \$0.9 million of other tax expense. Without these items our effective tax rate for the year ended December 31, 2025 would have been 37.1%.

For the year ended December 31, 2024, our effective tax rate was (31.3)%. The effective tax rate for 2024 was impacted by earnings in international jurisdictions currently under an income tax holiday, \$0.6 million of expense related to changes in tax contingent liabilities, \$82.5 million of expense related to changes in valuation allowances and related deferred tax liabilities, \$0.4 million of expense related to acquisitions, a \$38.2 million benefit related to restructuring and impairment charges, \$5.1 million of expense related to the amortization of purchased intangibles, and \$0.4 million of other tax expense. Without these items our effective tax rate for the year ended December 31, 2024 would have been 40.9%

#### **Year Ended December 31, 2024 compared to December 31, 2023**

For a discussion of our results of operations for the year ended December 31, 2024 compared to the year ended December 31, 2023, please see Part II. Item 7. Management's Discussion and Analysis of Financial Condition and Results of Operations – Results of Operations in our Annual Report on [Form 10-K](#) for the year ended December 31, 2024, which was filed with the SEC on February 27, 2025 and is incorporated herein by reference.

#### **Liquidity and Capital Resources**

Our principal sources of liquidity are our cash generated from operations, our cash and cash equivalents, and borrowings under our Credit Facility (as defined below). During the year ended December 31, 2025, we generated positive operating cash flows of \$121.1 million. We believe that our cash generated from operations, existing cash and cash equivalents, and available credit will be sufficient to meet expected operating and capital expenditure requirements for the next 12 months. However, if our access to capital is restricted or our borrowing costs increase, our operations and financial condition could be adversely impacted.

We manage a centralized global treasury function in the United States with a focus on safeguarding and optimizing the use of our global cash and cash equivalents. Our cash is held in the U.S. in U.S. dollars, and outside of the U.S. in U.S. dollars and foreign currencies. We expect to use our cash to fund working capital, global operations, and other strategic activities. While there are no assurances, we believe our global cash is well protected given our cash management practices, banking partners and utilization of diversified bank deposit accounts and other high-quality investments.

We have global operations that expose us to foreign currency exchange rate fluctuations that may positively or negatively impact our liquidity. We are also exposed to higher interest rates associated with our variable rate debt. To mitigate these risks, we enter into foreign exchange forward and option contracts through our cash flow hedging program. Please refer to Item 7A. Quantitative and Qualitative Disclosures About Market Risk, Foreign Currency Risk, for further discussion.

We primarily utilize our Credit Facility to fund working capital, general operations, and other strategic activities, such as the acquisitions described in Part II. Item 8. Financial Statements and Supplementary Data, Note 2 to the Consolidated Financial Statements. On November 5, 2025, the Company entered into a Tenth Amendment to the Credit Agreement (the "Tenth Amendment") which extends the maturity date to November 23, 2027 and modifies certain other material terms of the Credit Facility, including the size of the facility, pricing and certain covenants. The aggregate revolving commitment is reduced from \$1.2 billion to \$1.05 billion, with further reductions of \$25 million each on April 1, 2026 and July 1, 2026. The letter of credit sublimit is reduced from \$100 million to \$50 million. Base rate loans bear interest at a rate equal to the highest of (a) the prime rate, (b) the federal funds rate plus 0.50%, and (c) SOFR in effect on such day plus 1.0%. Base rate loans shall be based on the base rate, plus the applicable credit margin of 2.0% through September 30, 2026, increasing to 5.0% thereafter. SOFR loans bear interest at a rate equal to the applicable spread adjusted SOFR plus applicable credit margin of 3.0% through September 30, 2026, increasing to spread adjusted SOFR plus 6.0% thereafter. Alternative currency loans (not denominated in U.S. Dollars) bear interest at rates applicable to their respective currencies. A one-time extension fee of 1.5% of the aggregate revolving credit commitment is payable if the Credit Facility is still in effect on October 1, 2026. Limits on certain indebtedness, liens, investments and mergers are reduced by 50%, while acquisitions and restricted payments (subject to limited exceptions) are reduced by 100%. Certain other uses of cash are also restricted, subject to limited exceptions. The period during which certain covenant adjustments apply are as of March 31, 2026 and June 30, 2026. The maximum net leverage ratio steps down from the currently permitted 4.00 to 3.00 by the third quarter of 2027 (TTEC's fourth quarter of 2025 net leverage ratio is 3.58). The upfront fee payable to consenting lenders is 20 basis points of the revolving credit commitment. As of December 31, 2025 and 2024, we had borrowings of \$905.0 million and \$975.0 million, respectively, under our Credit Facility, and our average daily utilization was \$982.9 million and \$1,050.3 million for the years ended December 31, 2025 and 2024, respectively. After consideration for the current level of availability based on the covenant calculations, our remaining borrowing capacity was approximately \$95 million as of December 31, 2025. As of December 31, 2025, we were in compliance with all covenants and conditions under our Credit Facility.

The amount of capital required over the next 12 months will depend on our levels of investment in infrastructure necessary to maintain, upgrade or replace existing assets. Our working capital and capital expenditure requirements could also increase materially, as business requirements evolve. These factors could require that we raise additional capital through future debt or equity financing. We can provide no assurance that we will be able to raise additional capital with commercially reasonable terms acceptable to us.

The following discussion highlights our cash flow activities during the years ended December 31, 2025 and 2024.

#### *Cash and Cash Equivalents*

We consider all liquid investments purchased within 90 days of their original maturity to be cash equivalents. Our cash and cash equivalents totaled \$82.9 million and \$85.0 million as of December 31, 2025 and 2024, respectively. We diversify the holdings of such cash and cash equivalents considering the financial condition and stability of the counterparty institutions.

We reinvest our cash flows to grow our client base, expand our infrastructure, and for investment in research and development.

### *Cash Flows from Operating Activities*

For the years 2025 and 2024 we reported net cash flows provided by/(used in) operating activities of \$121.1 million and (\$58.8) million, respectively. The increase of \$179.9 million from 2024 to 2025 was due to a \$169.5 million increase in net working capital and a \$10.4 million increase in net cash income from operations.

### *Cash Flows from Investing Activities*

For the years 2025 and 2024, we reported net cash flows (used in)/provided by investing activities of (\$33.6) million and \$0.5 million, respectively. The net increase in cash used in investing activities from 2024 to 2025 was primarily due to the \$45.5 million sale of a real estate asset that occurred in 2024 offset by a \$7.1 million decrease in capital expenditures for the year ended December 31, 2025.

### *Cash Flows from Financing Activities*

For the years 2025 and 2024, we reported net cash flows used in financing activities of \$83.3 million and \$38.3 million, respectively. The change in net cash flows from 2024 to 2025 was primarily due to a \$50.0 million net change in the line of credit.

### *Free Cash Flow*

Free cash flow (see “Presentation of Non-GAAP Measurements” below for the definition of free cash flow) was \$83.0 million and (\$104.0) million for the years 2025 and 2024, respectively. The increase from 2024 to 2025 was primarily due to an increase in working capital, an increase in net cash income and lower capital expenditures.

## **Presentation of Non-GAAP Measurements**

### *Free Cash Flow*

Free cash flow is a non-GAAP liquidity measurement. We believe that free cash flow is useful to our investors because it measures, during a given period, the amount of cash generated that is available for debt obligations and investments other than purchases of property, plant and equipment. Free cash flow is not a measure determined by GAAP and should not be considered a substitute for “income from operations,” “net income,” “net cash provided by operating activities,” or any other measure determined in accordance with GAAP. We believe this non-GAAP liquidity measure is useful, in addition to the most directly comparable GAAP measure of “net cash provided by operating activities,” because free cash flow includes investments in operational assets. Free cash flow does not represent residual cash available for discretionary expenditures, since it includes cash required for debt service. Free cash flow also includes cash that may be necessary for acquisitions, investments and other needs that may arise.

The following table reconciles net cash provided by operating activities to free cash flow for our consolidated results (in thousands):

	<b>Year Ended December 31,</b>	
	<b>2025</b>	<b>2024</b>
Net cash (used in) provided by operating activities	\$ 121,075	\$ (58,818)
Less: Purchases of property, plant and equipment	38,109	45,173
Free cash flow	<u>\$ 82,966</u>	<u>\$ (103,991)</u>

## **Obligations and Future Capital Requirements**

At December 31, 2025, our future contractual obligations were related primarily to debt, leases and income taxes. See the following footnotes in Part II. Item 8. Financial Statements and Supplementary Data: Note 10 Income Taxes, Note 12 Indebtedness, Note 13 Commitments and Contingencies and Note 15 Leases for a discussion of the obligation and timing of required payments.

### *Purchase Obligations*

Occasionally we contract with certain of our communications clients to provide us with telecommunication services. These clients currently represent approximately 8% of our total annual revenue. We believe these contracts are negotiated on an arm's-length basis and may be negotiated at different times and with different legal entities.

### *Future Capital Requirements*

We expect total capital expenditures in 2026 to be between 1.8% and 2.0% of revenue. Approximately 60% of these expected capital expenditures are to support growth in our business and 40% relate to the maintenance of existing assets. The anticipated level of 2026 expenditures are primarily driven by facilities refreshes and maintenance, site optimizations, IT network modernization and PC refreshes, digital product development and ongoing site expansions/new sites but not at the same level as the prior year.

We may consider restructurings, dispositions, mergers and other similar transactions. Such transactions could include the transfer or sale of significant assets, businesses or interests, including joint ventures or the incurrence, assumption, or refinancing of indebtedness and could be material to the consolidated financial condition and consolidated results of our operations. These factors could require that we raise additional capital through future debt or equity financing. We can provide no assurance that we will be able to raise additional capital upon commercially reasonable terms acceptable to us.

The launch of large client contracts may result in short-term negative working capital because of the time period between incurring the costs for training and launching the program and the beginning of the accounts receivable collection process. As a result, we may sometimes generate negative cash flows from operating activities.

### **Debt Instruments and Related Covenants**

On November 5, 2025, the Company entered into a Tenth Amendment to the Credit Agreement (the "Tenth Amendment") which extends the maturity date to November 23, 2027 and modifies certain other material terms of the Credit Facility, including the size of the facility, pricing and certain covenants. The aggregate revolving commitment is reduced from \$1.2 billion to \$1.05 billion, with further reductions of \$25 million each on April 1, 2026 and July 1, 2026. The letter of credit sublimit is reduced from \$100 million to \$50 million. Base rate loans bear interest at a rate equal to the highest of (a) the prime rate, (b) the federal funds rate plus 0.50%, and (c) SOFR in effect on such day plus 1.0%. Base rate loans shall be based on the base rate, plus the applicable credit margin of 2.0% through September 30, 2026, increasing to 5.0% thereafter. SOFR loans bear interest at a rate equal to the applicable spread adjusted SOFR plus applicable credit margin of 3.0% through September 30, 2026, increasing to spread adjusted SOFR plus 6.0% thereafter. Alternative currency loans (not denominated in U.S. Dollars) bear interest at rates applicable to their respective currencies. A one-time extension fee of 1.5% of the aggregate revolving credit commitment is payable if the Credit Facility is still in effect on October 1, 2026. Limits on certain indebtedness, liens, investments and mergers are reduced by 50%, while acquisitions and restricted payments (subject to limited exceptions) are reduced by 100%. Certain other uses of cash are also restricted, subject to limited exceptions. The period during which certain covenant adjustments apply are as of March 31, 2026 and June 30, 2026. The maximum net leverage ratio steps down from the currently permitted 4.00 to 3.00 by the third quarter of 2027 (TTEC's fourth quarter of 2025 net leverage ratio is 3.58). The upfront fee payable to consenting lenders is 20 basis points of the revolving credit commitment.

The Credit Facility commitment fees are payable to the lenders in an amount equal to the unused portion of the Credit Facility multiplied by a rate per annum as determined by reference to the Company's net leverage ratio. The Credit Agreement contains customary affirmative, negative, and financial covenants.

The Credit Agreement includes a number of financial covenants and operating restrictions of which failure to comply could result in a default under the Credit Agreement. As of the date of this Annual Report on Form 10-K, the Company believes it has sufficient cash on hand, positive working capital, and availability to access additional cash under the Credit Facility to meet its business operating requirements and its capital expenditures and to continue to comply with the amended debt covenants for the next 12 months. In the event that the Company does not remain in compliance with the financial covenants under the Credit Facility, it may need to negotiate additional amendments to or waivers of the terms of such credit facilities, refinance its debt, or raise additional capital.

Letter of credit fees are one eighth of 1% of the stated amount of the letter of credit on the date of issuance, renewal or amendment, plus an annual fee equal to the borrowing margin for SOFR loans.

Indebtedness under the Credit Agreement is guaranteed by the Company's present and future subsidiaries.

As of December 31, 2025 and 2024, we had borrowings of \$905.0 million and \$975.0 million, respectively, under the Credit Facility. During 2025, 2024 and 2023, borrowings accrued interest at an average rate of approximately 7.0%, 7.5%, and 6.7% per annum, respectively, excluding unused commitment fees. Our daily average borrowings during 2025, 2024 and 2023 were \$982.9 million, \$1,050.3 million and \$1,072.4 million, respectively. As of December 31, 2025, and 2024, based on the current level of availability based on the covenant calculations, the remaining borrowing capacity was approximately \$95 million and \$225 million, respectively.

### **Client Concentration**

During 2025, only one of our clients represented more than 10% of our total annual revenue. Our five largest clients accounted for 31% and 32% of our annual revenue for each of the two years ended December 31, 2025 and 2024, respectively. We have long-term relationships with our top five Engage clients, ranging from 6 to 26 years, with all of these clients having completed multiple contract renewals with us. The relative contribution of any single client to consolidated earnings is not always proportional to the relative revenue contribution on a consolidated basis and varies greatly based upon specific contract terms. In addition, clients may adjust business volumes served by us based on their business requirements. For instance, in early 2024, one of our top five clients notified us that it is exiting one of the lines of business that we support. We believe the risk of this concentration is mitigated, in part, by the long-term contracts we have with our largest clients. Although certain client contracts may be terminated for convenience by either party, we believe this risk is mitigated, in part, by the service level disruptions and transition/migration costs that would arise for our clients if they terminated our contract for convenience.

Some of the contracts with our five largest clients expire between 2026 and 2029, but many of our largest clients have multiple contracts with us with different expiration dates for different lines of work. We have historically renewed most of our contracts with our largest clients, but there can be no assurance that future contracts will be renewed or, if renewed, will be on terms as favorable as the existing contracts.

## **Cybersecurity Investments**

We have made and continue to make significant financial investments in technologies and processes to mitigate cybersecurity threats. We have a number of complex information systems used for a variety of functions ranging from services we deliver to our clients and their customers to support for our operations. The effective operation of our business depends on the proper functioning of these information systems. Like any information system, our systems are susceptible to cybersecurity incident. Any cybersecurity incident could impact the availability, reliability, speed, accuracy, or other proper functioning of these systems or result in our data, our employees' data and our clients' data that we retain for the provision of our services being compromised, which could have a significant impact on our reputation, results of operations, and financial condition. Our information systems are protected through physical and technological safeguards as well as backup systems and protocols considered appropriate by management. We also provide role-based employee cybersecurity risk awareness training about phishing, malware, social engineering, data protection, and other cybersecurity risks. We continuously monitor and develop our information technology networks and infrastructure to prevent, detect, address, and mitigate the risk of unauthorized access, distributed denial of service attacks, malware attacks, computer viruses, cyber fraud, and other events intended to disrupt information systems, unauthorized access to confidential information, or other types of malicious events that may result in harm to our business. Our investment in cybersecurity is not expected to decrease in the foreseeable future, and despite our on-going efforts to improve our cybersecurity, there can be no assurance that a sophisticated cybersecurity incident could timely be detected or thwarted. For additional information about our cybersecurity risk management and governance see, Part I, Item 1C. Cybersecurity.

## **Recently Issued Accounting Pronouncements**

We discuss the potential impact of recent accounting pronouncements in Part II, Item 8. Financial Statements and Supplementary Data, Note 1 to the Consolidated Financial Statements.

## **Changes in Accounting Principle**

See discussion of adopted accounting standards in Part II, Item 8. Financial Statements and Supplementary Data, Note 1 to the Consolidated Financial Statements.

## **ITEM 7A. QUANTITATIVE AND QUALITATIVE DISCLOSURES ABOUT MARKET RISK**

Market risk represents the risk of loss that may impact our consolidated financial position, consolidated results of operations, or consolidated cash flows due to adverse changes in financial and commodity market prices and rates. Market risk also includes credit and non-performance risk by counterparties to our various financial instruments. We are exposed to market risks due to changes in interest rates and foreign currency exchange rates (as measured against the U.S. dollar), as well as credit risk associated with potential non-performance of our counterparty banks. These exposures are directly related to our normal operating and funding activities. We enter into derivative instruments to manage and reduce the impact of currency exchange rate changes, primarily between the U.S. dollar/Philippine peso, the U.S. dollar/Mexican peso, and the Australian dollar/Philippine peso. To mitigate against credit and non-performance risk, it is our policy to only enter into derivative contracts and other financial instruments with investment grade counterparty financial institutions and, correspondingly, our derivative valuations reflect the creditworthiness of our counterparties. As of the date of this report, we have not experienced, nor do we anticipate, any issue related to derivative counterparty defaults.

### **Interest Rate Risk**

The interest rate on our Credit Agreement is variable based upon the Prime Rate and SOFR (in each case as defined in the Credit Agreement) and, therefore, is affected by changes in market interest rates. As of December 31, 2025, we had \$905.0 million of outstanding borrowings under the Credit Agreement. Based upon average daily outstanding borrowings during the years ended December 31, 2025 and 2024, interest accrued at a rate of approximately 7.0% and 7.5% per annum, respectively. If the Prime Rate or SOFR increased by 100 basis points, there would be \$1.0 million of additional interest expense per \$100.0 million of outstanding borrowing under the Credit Agreement.

## Foreign Currency Risk

Our subsidiaries in the Philippines, Mexico, India, Bulgaria, Colombia, South Africa, Egypt, Honduras, and Poland use the local currency as their functional currency for paying labor and other operating costs. Conversely, revenue for these foreign subsidiaries is derived principally from client contracts that are invoiced and collected in U.S. dollars or other foreign currencies. As a result, we may experience foreign currency gains or losses, which may positively or negatively affect our results of operations attributed to these subsidiaries. For the years ended December 31, 2025, 2024 and 2023, revenue associated with this foreign exchange risk was 23%, 20% and 19% of our consolidated revenue, respectively.

The following summarizes relative (weakening) strengthening of local currencies that are relevant to our business:

	<u>Year Ended December 31,</u>		
	<u>2025</u>	<u>2024</u>	<u>2023</u>
Australian Dollar vs U.S. Dollar	7.2 %	(9.9)%	— %
Brazilian Real vs U.S. Dollar	11.3 %	(27.4)%	8.2 %
British Pound vs U.S. Dollar	6.8 %	(1.6)%	4.9 %
Bulgarian Lev vs U.S. Dollar	11.5 %	(6.3)%	3.0 %
Canadian Dollar vs. U.S. Dollar	4.6 %	(8.5)%	2.2 %
Colombian Peso vs U.S. Dollar	14.6 %	(13.8)%	20.0 %
Egyptian Pound vs U.S. Dollar	6.2 %	(64.4)%	(25.0)%
Euro vs. U.S. Dollar	11.5 %	(6.3)%	3.0 %
Honduran Lempira vs U.S. Dollar <sup>(1)</sup>	(4.4)%	(2.8)%	— %
Indian Rupee vs. U.S. Dollar	(5.0)%	(3.1)%	(0.5)%
Mexican Peso vs. U.S. Dollar	13.3 %	(22.3)%	12.9 %
Philippine Peso vs. U.S. Dollar	(1.5)%	(5.1)%	1.0 %
Philippine Peso vs. Australian Dollar	(9.3)%	4.3 %	1.0 %
Polish Zloty vs U.S. Dollar	12.6 %	(4.6)%	9.9 %
South African Rand vs U.S. Dollar	11.9 %	(2.9)%	(7.6)%
Thailand Baht vs U.S. Dollar	8.0 %	0.2 %	0.5 %

<sup>(1)</sup> No material business activity in 2023.

In order to mitigate the risk of these non-functional foreign currencies weakening against the functional currencies of the servicing subsidiaries, which thereby decreases the economic benefit of performing work in these countries, we may hedge a portion, though not 100%, of the projected foreign currency exposure related to client programs served from these foreign countries through our cash flow hedging program. While our hedging strategy can protect us from adverse changes in foreign currency rates in the short term, an overall weakening of the non-functional revenue foreign currencies would adversely impact margins in the segments of the servicing subsidiary over the long term.

### *Cash Flow Hedging Program*

To reduce our exposure to foreign currency exchange rate fluctuations associated with forecasted revenue in non-functional currencies, we purchase forward and/or option contracts to acquire the functional currency of the foreign subsidiary at a fixed exchange rate at specific dates in the future. We have designated and account for these derivative instruments as cash flow hedges for forecasted revenue in non-functional currencies.

While we have implemented certain strategies to mitigate risks related to the impact of fluctuations in currency exchange rates, we cannot ensure that we will not recognize gains or losses from international transactions, as this is part of transacting business in an international environment. Not every exposure is or can be hedged and, where hedges are put in place based on expected foreign exchange exposure, they are based on forecasts for which actual results may differ from the original estimate. Failure to successfully hedge or anticipate currency risks properly could adversely affect our consolidated operating results.

Our cash flow hedging instruments as of December 31, 2025 and 2024 are summarized as follows (in thousands). All hedging instruments are forward contracts, except as noted.

<b>As of December 31, 2025</b>	<b>Local Currency Notional Amount</b>	<b>U.S. Dollar Notional Amount</b>	<b>% Maturing in the next 12 months</b>	<b>Contracts Maturing Through</b>
Philippine Peso	4,025,000	\$ 69,458 <sup>(1)</sup>	97.0 %	March 2027
Mexican Peso	314,000	\$ 15,618	100.0 %	December 2026
Colombian Peso	8,000,000	1,931	100.0 %	August 2026
		<u>\$ 87,007</u>		

<b>As of December 31, 2024</b>	<b>Local Currency Notional Amount</b>	<b>U.S. Dollar Notional Amount</b>	<b>% Maturing in the next 12 months</b>	<b>Contracts Maturing Through</b>
Philippine Peso	6,034,000	105,098 <sup>(1)</sup>	67.8 %	March 2027
Mexican Peso	548,000	26,682	64.6 %	December 2026
		<u>\$ 131,780</u>		

<sup>(1)</sup> Includes contracts to purchase Philippine pesos in exchange for New Zealand dollars and Australian dollars, which are translated into equivalent U.S. dollars on December 31, 2025 and December 31, 2024.

The fair value of our cash flow hedges at December 31, 2025 was a net asset (in thousands):

	<b>Maturing in the</b>	
	<b>December 31, 2025</b>	<b>Next 12 Months</b>
Philippine Peso	\$ (1,289)	\$ (1,258)
Mexican Peso	1,513	1,513
Colombian Peso	117	117
	<u>\$ 341</u>	<u>\$ 372</u>

Our cash flow hedges are valued using models based on market observable inputs, including both forward and spot foreign exchange rates, implied volatility, and counterparty credit risk. The fair value of our cash flow hedges increased by \$3.9 million from December 31, 2024 to December 31, 2025. The increase in fair value from December 31, 2024 primarily reflects changes in the currency translation between the U.S. dollar and Mexican Peso and U.S. dollar and Philippines Peso.

We recorded net gains/(losses) of \$0.9 million, \$2.6 million, and \$4.0 million for settled cash flow hedge contracts for the years ended December 31, 2025, 2024, and 2023, respectively. These gains/(losses) were reflected in Revenue in the accompanying Consolidated Statements of Comprehensive Income (Loss). If the exchange rates between our various currency pairs were to increase or decrease by 10% from current period-end levels, we would incur a material gain or loss on the contracts. However, any gain or loss would be mitigated by corresponding increases or decreases in our underlying exposures.

Other than the transactions hedged as discussed above and in Part II. Item 8. Financial Statements and Supplementary Data, Note 8 to the Consolidated Financial Statements, the majority of the transactions of our U.S. and foreign operations are denominated in their respective local currency. However, transactions are denominated in other currencies from time-to-time. We do not currently engage in hedging activities related to these types of foreign currency risks because we believe them to be insignificant as we endeavor to settle these accounts on a timely basis. For the years ended 2025 and 2024, approximately 16% and 15%, respectively, of revenue was derived from contracts denominated in currencies other than the U.S. Dollar. Our results of operations and revenue could be adversely affected if the U.S. Dollar strengthens significantly against foreign currencies.

### **Fair Value of Debt and Equity Securities**

We did not have any investments in marketable debt or equity securities as of December 31, 2025 or 2024.

### **ITEM 8. FINANCIAL STATEMENTS AND SUPPLEMENTARY DATA**

The financial statements required by this item are located beginning on page F-1 of this report and incorporated herein by reference.

### **ITEM 9. CHANGES IN AND DISAGREEMENTS WITH ACCOUNTANTS ON ACCOUNTING AND FINANCIAL DISCLOSURE**

Not applicable.

### **ITEM 9A. CONTROLS AND PROCEDURES**

This Form 10-K includes the certifications of our Chief Executive Officer (the “CEO”) and Chief Financial Officer (the “CFO”) required by Rule 13a-14 of the Securities Exchange Act of 1934, as amended (the “Exchange Act”). See Exhibits 31.1 and 31.2. This Item 9A includes information concerning the controls and control evaluations referred to in those certifications.

#### **Disclosure Controls and Procedures**

Disclosure controls and procedures (as defined in Rules 13a-15(e) and 15d-15(e) under the Exchange Act) are designed to provide reasonable assurance that information required to be disclosed in reports filed or submitted under the Exchange Act is recorded, processed, summarized, and reported within the time periods specified in SEC rules and forms, and that such information is accumulated and communicated to management, including our CEO and CFO, as appropriate, to allow timely decisions regarding required disclosure.

We carried out an evaluation under the supervision and with the participation of management, including the CEO and CFO, of the effectiveness of our disclosure controls and procedures, as of December 31, 2025, the end of the period covered by this Form 10-K. Based on this evaluation, our CEO and CFO have concluded that the Company’s disclosure controls and procedures (as defined in Rules 13a-15(e) and 15d-15(e) under the Exchange Act) were effective at the reasonable assurance level.

#### **Inherent Limitations of Internal Controls**

Our management, including the CEO and CFO, believes that any disclosure controls and procedures or internal control over financial reporting, no matter how well conceived and operated, can provide only reasonable, not absolute, assurance that the objectives of internal controls are met. Further, the design of internal controls must consider the benefits of controls relative to their costs. Inherent limitations within internal controls include the realities that judgments in decision-making can be faulty, and that breakdowns can occur because of simple error or mistake. Additionally, controls can be circumvented by the individual acts of some persons, by collusion of two or more people, or by unauthorized override of the control. Over time, a control may become inadequate because of changes in conditions or deterioration in the degree of compliance with associated policies or procedures. While the objective of the design of any system of controls is to provide reasonable assurance of the effectiveness of controls, such design is also based in part upon certain assumptions about the likelihood of future events, and such assumptions, while reasonable, may not take into account all potential future conditions. Thus, even effective internal control over financial reporting can only provide reasonable assurance of achieving their objectives. Therefore, because of the inherent limitations in cost effective internal controls, misstatements due to error or fraud may occur and may not be prevented or detected.

### **Management's Report on Internal Control over Financial Reporting**

Management is responsible for establishing and maintaining adequate internal control over financial reporting, as defined in Rules 13a-15(f) and 15d-15(f) under the Exchange Act. Internal control over financial reporting is a process designed to provide reasonable assurance regarding the reliability of financial reporting and the preparation of financial statements for external purposes in accordance with generally accepted accounting principles. Internal control over financial reporting includes those policies and procedures which (a) pertain to the maintenance of records that, in reasonable detail, accurately and fairly reflect the transactions and dispositions of assets, (b) provide reasonable assurance that transactions are recorded as necessary to permit preparation of financial statements in accordance with generally accepted accounting principles, (c) provide reasonable assurance that receipts and expenditures are being made only in accordance with appropriate authorization of management and the Board of Directors, and (d) provide reasonable assurance regarding prevention or timely detection of unauthorized acquisition, use or disposition of assets that could have a material effect on the financial statements.

In connection with the preparation of this Annual Report on Form 10-K, our management, under the supervision and with the participation of our CEO and CFO, conducted an evaluation of the effectiveness of our internal control over financial reporting as of December 31, 2025 based on the framework established in *Internal Control — Integrated Framework* (2013) issued by the Committee of Sponsoring Organizations of the Treadway Commission ("COSO"). As a result of that evaluation, our management concluded that the Company's internal control over financial reporting was effective as of December 31, 2025, the end of the period covered by this Form 10-K.

The effectiveness of our internal control over financial reporting as of December 31, 2025 has been audited by PricewaterhouseCoopers LLP, our independent registered public accounting firm, as stated in their report, which is included herein.

### **Changes in Internal Control over Financial Reporting**

There were no changes in our internal control over financial reporting during the most recent quarter that has materially affected, or is reasonably likely to materially affect, our internal control over financial reporting.

## **ITEM 9B. OTHER INFORMATION**

During the quarter ended December 31, 2025, none of the Company's directors or officers (as defined in Rule 16a-1(f) of the Exchange Act) adopted, terminated or modified a Rule 10b5-1 trading arrangement or non-Rule 10b5-1 trading arrangement, as such terms are defined in Item 408 of Regulation S-K.

## **ITEM 9C. DISCLOSURE REGARDING FOREIGN JURISDICTIONS THAT PREVENT INSPECTIONS**

Not applicable.

## **PART III**

### **ITEM 10. DIRECTORS, EXECUTIVE OFFICERS AND CORPORATE GOVERNANCE**

The information in our 2026 Definitive Proxy Statement on Schedule 14A, which will be filed no later than 120 days after December 31, 2025 (the “2026 Proxy Statement”) regarding our executive officers under the heading “Information Regarding Executive Officers” is incorporated herein by reference. We have both the Ethics Code for Senior Executive and Financial Officers and the Ethics Code defining rules of conduct for our employees, partners and suppliers. Our Ethics Code for Senior Executive and Financial Officers applies to our Chief Executive Officer, President, Chief Financial Officer, lead executives of our business segments, Chief Accounting Officer, Treasurer, the Chief Legal & Risk Officer, Chief Audit executive, senior financial officers of each operating segment and other persons performing similar functions. The Ethics Code defines conduct for all directors, officers, employees, partners and suppliers (as applicable). Both the Ethics Code for Senior Executive and Financial Officers and the Ethics Code are posted on our website at [www.ttec.com](http://www.ttec.com) on the Corporate Governance page. We will post on our website any amendments to or waivers under the Ethics Code for Senior Executive and Financial Officers in accordance with applicable laws and regulations.

There have been no material changes to the procedures by which stockholders may recommend nominees to the board of directors. The remaining information called for by this Item 10 is incorporated by reference herein from our 2026 Proxy Statement and will appear under the captions “Proposal No. 1: Election of Directors”, “Corporate Governance-Audit Committee”, “Corporate Governance-Nominating and Governance Committee”, “Insider Trading Policy” and, if applicable, “Delinquent Section 16(a) Reports”.

### **ITEM 11. EXECUTIVE COMPENSATION**

The information in our 2026 Proxy Statement under the captions “Executives and Executive Compensation”, “Compensation Discussion and Analysis”, “Executive Compensation Tables”, and “Corporate Governance-Director Compensation Overview” is incorporated herein by reference.

### **ITEM 12. SECURITY OWNERSHIP OF CERTAIN BENEFICIAL OWNERS AND MANAGEMENT AND RELATED STOCKHOLDER MATTERS**

The information regarding these matters is included in Part II, Item 5. Market for Registrant’s Common Equity, Related Stockholder Matters and Issuer Purchases of Equity Securities. Also the information in our 2026 Proxy Statement under the captions “Executive Compensation Tables-Equity Compensation Plan Information” and “Stock Ownership of Directors, Management, and Certain Beneficial Owners” is incorporated herein by reference.

### **ITEM 13. CERTAIN RELATIONSHIPS AND RELATED TRANSACTIONS, AND DIRECTOR INDEPENDENCE**

The information in our 2026 Proxy Statement under the captions “Related-Party Transactions” and “Proposal No. 1: Election of Directors” is incorporated herein by reference.

### **ITEM 14. PRINCIPAL ACCOUNTANTS FEES AND SERVICES**

The information in our 2026 Proxy Statement under the caption “Proposal No. 2: Ratification of the Appointment of Independent Registered Public Accounting Firm” is incorporated herein by reference.

## PART IV

### ITEM 15. EXHIBITS AND FINANCIAL STATEMENT SCHEDULES

(a) The following documents are filed as part of this report:

1. *Consolidated Financial Statements.*

The Index to Consolidated Financial Statements is set forth on page F-1 of this report.

2. *Financial Statement Schedules.*

All schedules for TTEC have been omitted since the required information is not present or not present in amounts sufficient to require submission of the schedule, or because the information is included in the respective Consolidated Financial Statements or notes thereto.

3. *Exhibits.*

#### EXHIBIT INDEX

Exhibit No.	Exhibit Description	Incorporated Herein by Reference		
		Form	Exhibit	Filing Date
2.01	Asset Purchase Agreement dated December 22, 2021, by and among TTEC Government Solutions LLC, Faneuil, Inc. and AJL Holdings, Inc.	8-K	2.01	12/27/2021
3.01	Restated Certificate of Incorporation of TeleTech Holdings, Inc. filed with the State of Delaware on August 1, 1996	S-1/A	3.01	7/5/1996
3.03	Certificate of Amendment of Incorporation of TTEC Holdings, Inc. (reflecting name change) with an effective date of January 1, 2018	8-K	3.03	1/9/2018
3.04	Amended and Restated Bylaws of TTEC Holdings, Inc. reflecting all amendments through May 23, 2024	8-K	3.04	5/30/2024
4.01	Description of Securities of TTEC Holdings, Inc. registered pursuant to Section 12 of the Securities Act of 1934	10-K	4.01	3/4/2020
10.07**	TTEC Holdings, Inc. Amended and Restated 2020 Equity Incentive Plan as amended on May 22, 2024	S-8	10.07	6/5/2024
10.28**	Form of TTEC Holdings, Inc. Restricted Stock Unit Award Agreement (Directors and Senior executives) effective July 1, 2021	10-Q	10.28	8/3/2021
10.29**	Form of TTEC Holdings, Inc. Restricted Stock Unit Award Agreement (non-executive employees) effective April 1, 2024	10-Q	10.29	5/8/2024
10.30**	Form of TTEC Holdings, Inc. Restricted Stock Unit Award Agreement (VP and above executives) effective April 1, 2024	10-Q	10.30	5/8/2024
10.31**	Independent Director Restricted Stock Unit Award Agreement (effective May 14, 2020)	10-Q	10.31	8/5/2020
10.32**	Template, Management Incentive Program Agreement for 2025 PRSU value equivalent award	10-Q	10.32	8/7/2025
10.33**	Form of Indemnification Agreement for Directors and Executive Officers	10-Q	10.33	11/8/2023
10.34**	Independent Director Compensation Arrangements (unchanged since 2023 and effective for the May 2025 – May 2026 Board Cycle)	10-K	10.34	2/29/2024

10.35**	Form of TTEC Holdings, Inc. Performance Restricted Stock Unit Agreement (Value Creation Program) effective March 15, 2022	10-Q	10.35	5/5/2022
10.40**	Employment Agreement between Kenneth D. Tuchman and TeleTech Holdings, Inc. dated October 15, 2001	10-K	10.68	4/1/2002
10.41**	Amendment to Employment Agreement between Kenneth D. Tuchman and TeleTech Holdings, Inc. dated December 31, 2008	10-K	10.17	2/23/2009
10.81**	Employment Agreement between David Seybold and TTEC Digital, LLC effective November 28, 2022	10-Q	10.81	11/09/2022
10.83**	Amendment #1 to Employment Agreement between David Seybold and TTEC Digital, LLC dated to be effective September 28, 2023	10-Q	10.83	11/08/2023
10.84†	Employment agreement between Carlos M. Dean and TTEC Services Corporation effective November 10, 2025			
10.86**	Amended and Restated Executive Employment Agreement between Margaret B. McLean and TTEC Services Corporation effective December 12, 2018	10-K	10.86	3/6/2019
10.87**	Executive Employment Agreement dated as of February 12, 2024, by and among TTEC Services Corporation and Kenneth R. Wagers, III	8-K	10.87	2/15/2024
10.88**	Amendment to Employment Agreement between Margaret B. McLean and TTEC Services Corporation dated May 23, 2024	10-Q	10.88	8/8/2024
10.89**	Executive Employment Agreement between John Abou and TTEC Services Corporation dated as of July 17, 2024	10-K	10.89	2/27/2025
10.90	Amended and Restated Credit Agreement, dated as of June 3, 2013, among TeleTech Holdings, Inc., the foreign borrowers party thereto, the lenders party thereto, Wells Fargo Bank, National Association, as Administrative Agent, Swing Line Lender and Fronting Lender, KeyBank National Association, Bank of America, N.A., BBVA Compass, and HSBC Bank USA, National Association, each as Documentation Agent and Wells Fargo Securities, LLC, KeyBank National Association, Merrill Lynch, Pierce, Fenner & Smith Incorporated, BBVA Compass and HSBC Bank USA, National Association, as Joint Lead Arrangers	8-K	10.1	6/7/2013
10.97	Amended and Restated Credit Agreement for a senior secured revolving credit facility with a syndicate of lenders led by Wells Fargo Bank, National Association, as agent, swing line and fronting lender (reflecting Tenth Amendment to the Agreement).	10-Q	10.97	11/6/2025
19.1.	Insider Trading Policy	10-K	19.1	2/27/2025
21.1†	List of subsidiaries			
23.1†	Consent of Independent Registered Public Accounting Firm			
24.1†	Power of Attorney			
31.1†	Rule 13a-14(a) Certification of CEO of TTEC			
31.2†	Rule 13a-14(a) Certification of CFO of TTEC			
32.1†	Written Statement of Chief Executive Officer Pursuant to Section 906 of the Sarbanes-Oxley Act of 2002 (18 U.S.C. Section 1350)			

32.2†	Written Statement of Chief Financial Officer Pursuant to Section 906 of the Sarbanes-Oxley Act of 2002 (18 U.S.C. Section 1350)			
97.1	TTEC Incentives Recoupment Policy	10-K	97.1	2/29/2024
101.INS	XBRL Instance Document (the instance document does not appear in the Interactive Data File because its XBRL tags are embedded within the Inline XBRL document)			
101.SCH	XBRL Taxonomy Extension Schema			
101.CAL	XBRL Taxonomy Extension Calculation Linkbase			
101.DEF	XBRL Taxonomy Extension Definition Linkbase			
101.LAB	XBRL Taxonomy Extension Label Linkbase			
101.PRE	XBRL Taxonomy Extension Presentation Linkbase			
104	The cover page from TTEC Holdings, Inc's Annual Report on Form 10-K for the year ended December 31, 2025, formatted in Inline XBRL			

---

† Filed or furnished herewith.

\*\* Identifies exhibit that consists of or includes a management contract or compensatory plan or arrangement.

#### ITEM 16. FORM 10-K SUMMARY

None



[This page intentionally left blank]

## INDEX TO THE CONSOLIDATED FINANCIAL STATEMENTS OF TTEC HOLDINGS, INC.

	<u>Page No.</u>
Report of Independent Registered Public Accounting Firm (PCAOB ID 238)	F-2
Consolidated Balance Sheets as of December 31, 2025 and 2024	F-5
Consolidated Statements of Comprehensive Income (Loss) for the Years Ended December 31, 2025, 2024 and 2023	F-6
Consolidated Statements of Stockholders' Equity and Mezzanine Equity for the Years Ended December 31, 2025, 2024 and 2023	F-7
Consolidated Statements of Cash Flows for the Years Ended December 31, 2025, 2024 and 2023	F-8
Notes to the Consolidated Financial Statements	F-9

## **Report of Independent Registered Public Accounting Firm**

To the Board of Directors and Stockholders of TTEC Holdings, Inc.

### ***Opinions on the Financial Statements and Internal Control over Financial Reporting***

We have audited the accompanying consolidated balance sheets of TTEC Holdings, Inc. and its subsidiaries (the "Company") as of December 31, 2025 and 2024, and the related consolidated statements of comprehensive income (loss), of stockholders' equity and mezzanine equity and of cash flows for each of the three years in the period ended December 31, 2025, including the related notes (collectively referred to as the "consolidated financial statements"). We also have audited the Company's internal control over financial reporting as of December 31, 2025, based on criteria established in *Internal Control - Integrated Framework* (2013) issued by the Committee of Sponsoring Organizations of the Treadway Commission (COSO).

In our opinion, the consolidated financial statements referred to above present fairly, in all material respects, the financial position of the Company as of December 31, 2025 and 2024, and the results of its operations and its cash flows for each of the three years in the period ended December 31, 2025 in conformity with accounting principles generally accepted in the United States of America. Also in our opinion, the Company maintained, in all material respects, effective internal control over financial reporting as of December 31, 2025, based on criteria established in *Internal Control - Integrated Framework* (2013) issued by the COSO.

### ***Basis for Opinions***

The Company's management is responsible for these consolidated financial statements, for maintaining effective internal control over financial reporting, and for its assessment of the effectiveness of internal control over financial reporting, included in Management's Report on Internal Control over Financial Reporting appearing under Item 9A. Our responsibility is to express opinions on the Company's consolidated financial statements and on the Company's internal control over financial reporting based on our audits. We are a public accounting firm registered with the Public Company Accounting Oversight Board (United States) (PCAOB) and are required to be independent with respect to the Company in accordance with the U.S. federal securities laws and the applicable rules and regulations of the Securities and Exchange Commission and the PCAOB.

We conducted our audits in accordance with the standards of the PCAOB. Those standards require that we plan and perform the audits to obtain reasonable assurance about whether the consolidated financial statements are free of material misstatement, whether due to error or fraud, and whether effective internal control over financial reporting was maintained in all material respects.

Our audits of the consolidated financial statements included performing procedures to assess the risks of material misstatement of the consolidated financial statements, whether due to error or fraud, and performing procedures that respond to those risks. Such procedures included examining, on a test basis, evidence regarding the amounts and disclosures in the consolidated financial statements. Our audits also included evaluating the accounting principles used and significant estimates made by management, as well as evaluating the overall presentation of the consolidated financial statements. Our audit of internal control over financial reporting included obtaining an understanding of internal control over financial reporting, assessing the risk that a material weakness exists, and testing and evaluating the design and operating effectiveness of internal control based on the assessed risk. Our audits also included performing such other procedures as we considered necessary in the circumstances. We believe that our audits provide a reasonable basis for our opinions.

### ***Definition and Limitations of Internal Control over Financial Reporting***

A company's internal control over financial reporting is a process designed to provide reasonable assurance regarding the reliability of financial reporting and the preparation of financial statements for external purposes in accordance with generally accepted accounting principles. A company's internal control over financial reporting includes those policies and procedures that (i) pertain to the maintenance of records that, in reasonable detail, accurately and fairly reflect the transactions and dispositions of the assets of the company; (ii) provide reasonable assurance that transactions are recorded as necessary to permit preparation of financial statements in accordance with generally accepted accounting principles, and that receipts and expenditures of the company are being made only in accordance with authorizations of management and directors of the company; and (iii) provide reasonable assurance regarding prevention or timely detection of unauthorized

acquisition, use, or disposition of the company's assets that could have a material effect on the financial statements.

Because of its inherent limitations, internal control over financial reporting may not prevent or detect misstatements. Also, projections of any evaluation of effectiveness to future periods are subject to the risk that controls may become inadequate because of changes in conditions, or that the degree of compliance with the policies or procedures may deteriorate.

### ***Critical Audit Matters***

The critical audit matters communicated below are matters arising from the current period audit of the consolidated financial statements that were communicated or required to be communicated to the audit committee and that (i) relate to accounts or disclosures that are material to the consolidated financial statements and (ii) involved our especially challenging, subjective, or complex judgments. The communication of critical audit matters does not alter in any way our opinion on the consolidated financial statements, taken as a whole, and we are not, by communicating the critical audit matters below, providing separate opinions on the critical audit matters or on the accounts or disclosures to which they relate.

#### ***Revenue Recognition***

As described in Note 1 to the consolidated financial statements, the Company recognizes revenue from contracts and programs when control of the promised goods or services is transferred to the customers, in an amount that reflects the consideration management expects to be entitled to in exchange for those goods or services. Revenue is recognized when or as performance obligations are satisfied by transferring control of a promised good or service to a customer. The Company's revenue was \$2,136 million for the year ended December 31, 2025.

The principal consideration for our determination that performing procedures relating to revenue recognition is a critical audit matter is a high degree of auditor effort in performing procedures related to the Company's revenue recognition.

Addressing the matter involved performing procedures and evaluating audit evidence in connection with forming our overall opinion on the consolidated financial statements. These procedures included testing the effectiveness of controls relating to the revenue recognition process. These procedures also included, among others (i) evaluating certain revenue transactions by either (a) testing, on a sample basis, the revenue recognized by obtaining and inspecting source documents, such as executed contracts, invoices, shipping and delivery documents, and cash receipts; or (b) testing the issuance and settlement of invoices and credit memos, tracing transactions not settled to a detailed listing of accounts receivable, and testing the completeness and accuracy of certain data provided by management; and (ii) confirming a sample of outstanding customer invoice balances as of December 31, 2025, and, for confirmations not returned, obtaining and inspecting source documents, such as executed contracts, invoices, shipping and delivery documents, and subsequent cash receipts.

#### ***Annual Goodwill Impairment Assessments***

As described in Notes 1 and 6 to the consolidated financial statements, the Company's goodwill balance, which is comprised of the Digital Recurring, Digital Professional Services and Engage reporting units, was \$369 million as of December 31, 2025. Management evaluates goodwill for possible impairment at least annually on December 1, and whenever events or changes in circumstances indicate that the carrying amount of such assets may not be recoverable. If the carrying value of a reporting unit is in excess of its fair value, management will record an impairment equal to the amount by which a reporting unit's carrying value exceeds its fair value. As of the date of the annual impairment testing, management concluded that the fair values of the Engage and Digital Professional Services reporting units were in excess of the respective carrying values and the goodwill for those reporting units was not impaired. The fair value of the Digital Recurring reporting unit decreased below its carrying value, which resulted in a \$205 million impairment loss that was recognized in the fourth quarter. The determination of fair value requires significant judgments including estimation of future cash flows, which is dependent on internal forecasts, estimation of the long-term growth rates for the businesses, the useful lives over which the cash flows will occur and determination of appropriate discount rates (based in part on the Company's weighted average cost of capital). Management used a market approach and an income approach

to estimate the fair value of each reporting unit which incorporated significant assumptions, including revenue growth rates, revenue terminal growth rates, EBITDA margin projections, income tax rates, working capital, capital expenditures, discount rates, guideline public company revenue multiples and EBITDA multiples, guideline transaction revenue multiples, and market participant acquisition premiums.

The principal considerations for our determination that performing procedures relating to the annual goodwill impairment assessments is a critical audit matter are (i) the significant judgment by management when developing the fair value estimate of the Company's reporting units ; (ii) a high degree of auditor judgment, subjectivity, and effort in performing procedures and evaluating management's significant assumptions related to revenue growth rates, and EBITDA margin projections for the Digital Recurring, Digital Professional Services and Engage reporting units; revenue terminal growth rates, discount rates, guideline public company revenue multiples and EBITDA multiples, and market participant acquisition premiums for the Digital Recurring and Digital Professional Services reporting units; guideline transaction revenue multiples for the Digital Professional Services reporting unit; and capital expenditures for the Digital Recurring reporting unit; and (iii) the audit effort involved the use of professionals with specialized skill and knowledge.

Addressing the matter involved performing procedures and evaluating audit evidence in connection with forming our overall opinion on the consolidated financial statements. These procedures included testing the effectiveness of controls relating to management's goodwill impairment assessment, including controls over the valuation of each reporting unit. These procedures also included, among others (i) testing management's process for developing the fair value estimate of the reporting units; (ii) evaluating the appropriateness of the income and market approaches used by management; (iii) testing the completeness and accuracy of underlying data used in the income and market approaches; and (iv) evaluating the reasonableness of the significant assumptions used by management related to revenue growth rates and EBITDA margin projections for the Digital Recurring, Digital Professional Services and Engage reporting units; revenue terminal growth rates, discount rates, guideline public company revenue multiples and EBITDA multiples, and market participant acquisition premiums for the Digital Recurring and Digital Professional Services reporting units; guideline transaction revenue multiples for the Digital Professional Services reporting unit; and capital expenditures for the Digital Recurring reporting unit. Evaluating management's assumptions related to revenue growth rates and EBITDA margin projections for the Digital Recurring, Digital Professional Services and Engage reporting units; revenue terminal growth rates for the Digital Recurring and Digital Professional reporting units; and capital expenditures for the Digital Recurring reporting unit involved evaluating whether the assumptions used by management were reasonable considering (i) the current and past performance of each reporting unit; (ii) the consistency with external market and industry data, where applicable; and (iii) whether the assumptions were consistent with evidence obtained in other areas of the audit. Professionals with specialized skill and knowledge were used to assist in evaluating (i) the appropriateness of the income and market approaches and (ii) the reasonableness of the discount rates, guideline public company revenue multiples and EBITDA multiples, and market participant acquisition premiums assumptions for the Digital

Recurring and Digital Professional Services reporting units; and guideline transaction revenue multiples assumption for the Digital Professional Services reporting unit.

/s/ PricewaterhouseCoopers LLP

Dallas, Texas  
February 26, 2026

We have served as the Company's auditor since 2007.

**TTEC HOLDINGS, INC. AND SUBSIDIARIES**  
**Consolidated Balance Sheets**  
(Amounts in thousands, except share amounts)

	December 31, 2025	December 31, 2024
<b>ASSETS</b>		
<b>Current assets</b>		
Cash and cash equivalents	\$ 82,901	\$ 84,991
Accounts receivable, net of allowance of \$4,908 and \$5,244	455,829	452,573
Prepays and other current assets	124,006	92,947
Income and other tax receivables	10,615	21,785
Total current assets	<u>673,351</u>	<u>652,296</u>
<b>Long-term assets</b>		
Property, plant and equipment, net	111,778	132,051
Operating lease assets	86,064	91,263
Goodwill	368,678	571,197
Deferred tax assets, net	6,581	8,498
Other intangible assets, net	133,688	164,808
Income and other tax receivables, long-term	8,595	31,781
Other long-term assets	110,347	101,486
Total long-term assets	<u>825,731</u>	<u>1,101,084</u>
Total assets	<u>\$ 1,499,082</u>	<u>\$ 1,753,380</u>
<b>LIABILITIES, STOCKHOLDERS' EQUITY AND MEZZANINE EQUITY</b>		
<b>Current liabilities</b>		
Accounts payable	\$ 72,637	\$ 84,180
Accrued employee compensation and benefits	155,400	137,636
Other accrued expenses	19,674	22,578
Income tax payable	11,959	3,007
Deferred revenue	58,828	64,752
Current operating lease liabilities	34,188	33,358
Other current liabilities	3,266	8,425
Total current liabilities	<u>355,952</u>	<u>353,936</u>
<b>Long-term liabilities</b>		
Line of credit	905,000	975,000
Deferred tax liabilities, net	1,225	17,457
Non-current income tax payable	—	—
Non-current operating lease liabilities	61,170	71,008
Other long-term liabilities	62,832	67,860
Total long-term liabilities	<u>1,030,227</u>	<u>1,131,325</u>
Total liabilities	<u>1,386,179</u>	<u>1,485,261</u>
<b>Commitments and contingencies (Note 13)</b>		
<b>Stockholders' equity</b>		
Preferred stock; \$0.01 par value; 10,000,000 shares authorized; zero shares outstanding as of December 31, 2025 and December 31, 2024	—	—
Common stock; \$0.01 par value; 150,000,000 shares authorized; 48,560,973 and 47,749,494 shares outstanding as of December 31, 2025 and December 31, 2024, respectively	486	477
Additional paid-in capital	432,268	420,181
Treasury stock at cost: 34,328,112 and 34,328,112 shares as of December 31, 2025 and December 31, 2024, respectively	(584,900)	(584,900)
Accumulated other comprehensive income (loss)	(106,938)	(132,121)
Retained earnings	354,151	546,617
Noncontrolling interest	17,836	17,865
Total stockholders' equity	<u>112,903</u>	<u>268,119</u>
Total liabilities, stockholders' equity and mezzanine equity	<u>\$ 1,499,082</u>	<u>\$ 1,753,380</u>

The accompanying notes are an integral part of these consolidated financial statements.

**TTEC HOLDINGS, INC. AND SUBSIDIARIES**  
**Consolidated Statements of Comprehensive Income (Loss)**  
(Amounts in thousands, except per share amounts)

	Year Ended December 31,		
	2025	2024	2023
<b>Revenue</b>	\$ 2,136,899	\$ 2,207,587	\$ 2,462,817
<b>Operating expenses</b>			
Cost of services (exclusive of depreciation and amortization presented separately below)	1,670,687	1,735,865	1,932,877
Selling, general and administrative	280,333	293,042	290,873
Depreciation and amortization	89,760	97,955	101,272
Restructuring charges, net	5,897	10,152	8,041
Impairment losses	207,367	244,093	11,733
Total operating expenses	2,254,044	2,381,107	2,344,796
<b>Income (loss) from operations</b>	(117,145)	(173,520)	118,021
<b>Other income (expense)</b>			
Interest income	9,368	2,732	5,150
Interest expense	(71,706)	(84,315)	(78,321)
Other income (expense), net	9,246	18,586	(4,126)
Total other income (expense)	(53,092)	(62,997)	(77,297)
<b>Income (loss) before income taxes</b>	(170,237)	(236,517)	40,724
Provision for income taxes	(14,835)	(74,100)	(22,460)
<b>Net income (loss)</b>	(185,072)	(310,617)	18,264
Net income attributable to noncontrolling interest	(7,394)	(10,348)	(9,836)
<b>Net income (loss) attributable to TTEC stockholders</b>	<u>\$ (192,466)</u>	<u>\$ (320,965)</u>	<u>\$ 8,428</u>
<b>Other comprehensive income (loss)</b>			
Net income (loss)	\$ (185,072)	\$ (310,617)	\$ 18,264
Foreign currency translation adjustments	22,319	(30,841)	30,783
Derivative valuation, gross	3,709	(11,898)	8,416
Derivative valuation, tax effect	—	—	(2,190)
Other, net of tax	(72)	330	(391)
Total other comprehensive income (loss)	25,956	(42,409)	36,618
<b>Total comprehensive income (loss)</b>	(159,116)	(353,026)	54,882
Less: Comprehensive income attributable to noncontrolling interest	(8,167)	(10,184)	(9,501)
<b>Comprehensive income (loss) attributable to TTEC stockholders</b>	<u>\$ (167,283)</u>	<u>\$ (363,210)</u>	<u>\$ 45,381</u>
<b>Weighted average shares outstanding</b>			
Basic	48,211	47,614	47,335
Diluted	48,211	47,614	47,419
<b>Net income (loss) per share attributable to TTEC stockholders</b>			
Basic	\$ (3.99)	\$ (6.74)	\$ 0.18
Diluted	\$ (3.99)	\$ (6.74)	\$ 0.18

The accompanying notes are an integral part of these consolidated financial statements.

**TTEC HOLDINGS, INC. AND SUBSIDIARIES**  
**Consolidated Statements of Stockholders' Equity and Mezzanine Equity**  
**(Amounts in thousands)**

	Stockholders' Equity of the Company								Total Stockholders' Equity	Mezzanine Equity
	Common Stock		Treasury Stock	Additional Paid-in Capital	Accumulated Other Comprehensive Income (Loss)	Retained Earnings	Noncontrolling interest			
	Shares	Amount								
<b>Balance as of December 31, 2022</b>	47,224	\$ 472	\$ (593,164)	\$ 367,673	\$ (126,301)	\$ 911,233	\$ 18,192	\$ 578,105	\$ 55,645	
Buyout of mezzanine equity	—	—	—	24,067	—	—	—	24,067	(24,067)	
Net income	—	—	—	—	—	8,428	9,308	17,736	528	
Dividends to shareholders (\$1.04 per common share)	—	—	—	—	—	(49,232)	—	(49,232)	—	
Buyout of noncontrolling interest or mezzanine equity	—	—	—	—	—	—	—	—	(31,920)	
Payments distributed to noncontrolling interest or mezzanine equity	—	—	—	—	—	—	(10,786)	(10,786)	(186)	
Foreign currency translation adjustments	—	—	—	—	30,590	—	193	30,783	—	
Derivatives valuation, net of tax	—	—	—	—	6,226	—	—	6,226	—	
Vesting of restricted stock units	203	2	3,357	(6,396)	—	—	—	(3,037)	—	
Equity-based compensation expense	—	—	—	22,071	—	—	—	22,071	—	
Other, net of tax	—	—	—	—	(391)	—	—	(391)	—	
<b>Balance as of December 31, 2023</b>	<b>47,427</b>	<b>\$ 474</b>	<b>\$ (589,807)</b>	<b>\$ 407,415</b>	<b>\$ (89,876)</b>	<b>\$ 870,429</b>	<b>\$ 16,907</b>	<b>\$ 615,542</b>	<b>\$ —</b>	
Net income (loss)	—	—	—	—	—	(320,965)	10,348	(310,617)	—	
Dividends to shareholders (\$0.06 per common share)	—	—	—	—	—	(2,847)	—	(2,847)	—	
Payments distributed to noncontrolling interest	—	—	—	—	—	—	(9,226)	(9,226)	—	
Foreign currency translation adjustments	—	—	—	—	(30,677)	—	(164)	(30,841)	—	
Derivatives valuation, net of tax	—	—	—	—	(11,898)	—	—	(11,898)	—	
Vesting of restricted stock units	322	3	4,907	(5,924)	—	—	—	(1,014)	—	
Equity-based compensation expense	—	—	—	18,690	—	—	—	18,690	—	
Other, net of tax	—	—	—	—	330	—	—	330	—	
<b>Balance as of December 31, 2024</b>	<b>47,749</b>	<b>\$ 477</b>	<b>\$ (584,900)</b>	<b>\$ 420,181</b>	<b>\$ (132,121)</b>	<b>\$ 546,617</b>	<b>\$ 17,865</b>	<b>\$ 268,119</b>	<b>\$ —</b>	
Net income (loss)	—	—	—	—	—	(192,466)	7,394	(185,072)	—	
Payments distributed to noncontrolling interest	—	—	—	—	—	—	(8,196)	(8,196)	—	
Foreign currency translation adjustments	—	—	—	—	21,546	—	773	22,319	—	
Derivatives valuation, net of tax	—	—	—	—	3,709	—	—	3,709	—	
Vesting of restricted stock units	811	9	—	(1,354)	—	—	—	(1,345)	—	
Equity-based compensation expense	—	—	—	13,441	—	—	—	13,441	—	
Other, net of tax	—	—	—	—	(72)	—	—	(72)	—	
<b>Balance as of December 31, 2025</b>	<b>48,560</b>	<b>\$ 486</b>	<b>\$ (584,900)</b>	<b>\$ 432,268</b>	<b>\$ (106,938)</b>	<b>\$ 354,151</b>	<b>\$ 17,836</b>	<b>\$ 112,903</b>	<b>\$ —</b>	

The accompanying notes are an integral part of these consolidated financial statements.

**TTEC HOLDINGS, INC. AND SUBSIDIARIES**  
**Consolidated Statements of Cash Flows**  
**(Amounts in thousands)**

	Year Ended December 31,		
	2025	2024	2023
<b>Cash flows from operating activities</b>			
Net income (loss)	\$ (185,072)	\$ (310,617)	\$ 18,264
Adjustments to reconcile net income to net cash provided by operating activities:			
Depreciation and amortization	89,760	97,955	101,272
Amortization of contract acquisition costs	1,344	1,995	2,288
Amortization of debt issuance costs	2,291	2,020	1,067
Imputed interest expense and fair value adjustments to contingent consideration	—	(1,496)	7,579
Provision for credit losses	980	3,596	2,009
(Gain) loss on disposal of assets	1,174	(13,281)	2,219
Loss on dissolution of subsidiary	517	—	301
Impairment losses	207,367	244,093	11,733
Deferred income taxes	(17,155)	58,530	(7,528)
Excess tax benefit from equity-based awards	2,194	4,352	1,705
Equity-based compensation expense	13,441	18,690	22,071
(Gain) loss on foreign currency derivatives	(230)	384	(3)
Changes in assets and liabilities, net of acquisitions:			
Accounts receivable	1,641	(66,329)	22,359
Prepays and other assets	36,685	(17,120)	8,570
Accounts payable and accrued expenses	25,065	(43,220)	9,518
Deferred revenue and other liabilities	(58,927)	(38,370)	(58,659)
Net cash (used in)/provided by operating activities	121,075	(58,818)	144,765
<b>Cash flows from investing activities</b>			
Proceeds from sale of long-lived assets	4,483	45,650	261
Purchases of property, plant and equipment, net of acquisitions	(38,109)	(45,173)	(67,839)
Net cash provided by/(used in) investing activities	(33,626)	477	(67,578)
<b>Cash flows from financing activities</b>			
Proceeds from/(repayments of) line of credit	(70,000)	(20,000)	35,000
Payments on other debt	(2,322)	(2,405)	(2,317)
Payments of contingent consideration and hold-back payments to acquisitions	—	—	(37,676)
Dividends paid to shareholders	—	(2,847)	(49,232)
Payments to noncontrolling interest or mezzanine equity	(8,196)	(9,226)	(10,972)
Tax payments related to issuance of restricted stock units	(1,345)	(1,014)	(3,037)
Payments of debt issuance costs	(1,434)	(2,804)	—
Net cash (used in)/provided by financing activities	(83,297)	(38,296)	(68,234)
Effect of exchange rate changes on cash, cash equivalents and restricted cash	(6,242)	7,723	(2,112)
Increase/(decrease) in cash, cash equivalents and restricted cash	(2,090)	(88,914)	6,841
Cash, cash equivalents and restricted cash, beginning of period	84,991	173,905	167,064
Cash, cash equivalents and restricted cash, end of period	<u>\$ 82,901</u>	<u>\$ 84,991</u>	<u>\$ 173,905</u>
<b>Supplemental disclosures</b>			
Cash paid for interest	\$ 68,960	\$ 82,076	\$ 77,199
Cash paid for income taxes	\$ 25,288	\$ 43,611	\$ 46,129
<b>Non-cash investing and financing activities</b>			
Acquisition of long-lived assets through finance leases	\$ 2,047	\$ 886	\$ 3,126
Acquisition of equipment through increase in accounts payable, net	\$ (2,458)	\$ (2,872)	\$ 2,626

The accompanying notes are an integral part of these consolidated financial statements.

**TTEC HOLDINGS, INC. AND SUBSIDIARIES**  
**Notes to the Consolidated Financial Statements**

**(1) OVERVIEW AND SUMMARY OF SIGNIFICANT ACCOUNTING POLICIES**

**Overview**

Founded in 1982, TTEC Holdings, Inc. (“TTEC”, “the Company”; pronounced “T-TEC”) is a global customer experience (“CX”) technology and services outsourcing partner for marquee and high-growth brands and public sector clients. The Company designs, builds, and operates AI-enabled customer experiences across live interaction channels and data-driven digital solutions to help clients improve customer satisfaction and loyalty, increase customer revenue and profitability, and optimize overall cost to serve. As of December 31, 2025, TTEC served over 720 clients across targeted industry verticals including financial services, healthcare, public sector, communications, technology, media, entertainment, travel and hospitality, automotive and retail.

The Company operates and reports its financial results of operation through two business segments:

- **TTEC Digital** is one of the largest CX technology and service providers and is focused on the intersection of Contact Center as a Service (“CCaaS”), Customer Relationship Management (“CRM”), and AI and Analytics. A professional services organization comprised of software engineers, systems architects, data scientists and CX strategists, this segment creates and implements strategic CX transformation roadmaps; sells, operates, and provides managed services for cloud platforms and premise-based CX technologies including Amazon Web Services (“AWS”), Cisco, Genesys, Google, and Microsoft; and creates proprietary IP to support industry specific and custom client needs. TTEC Digital serves clients across enterprise and small and medium-sized business segments and has a dedicated unit with government technology certifications serving the public sector.
- **TTEC Engage** provides digital first, AI-enabled CX operational and managed services to support large, complex enterprise clients’ end-to-end customer interactions at scale across the world. Tailored to meet industry specific business needs, this segment delivers data-driven omnichannel customer care, customer acquisition, growth and retention services, tech support, fraud mitigation and back-office solutions. The segment’s digital first delivery model covers the entire solution lifecycle including associate recruitment, onboarding, training, delivery, workforce management and quality assurance.

TTEC pursues its CX market leadership through strategic collaboration across TTEC Digital and TTEC Engage. Together, TTEC’s ability to deliver comprehensive and transformational customer experience solutions to its clients is a marketplace differentiation, including integrated AI-enabled CX technology and service solutions, go-to-market strategies, and innovative offerings.

During 2025, TTEC Digital and TTEC Engage global operating platform delivered onshore, nearshore and offshore services in 22 countries on six continents – the United States, Australia, Belgium, Brazil, Bulgaria, Canada, Colombia, Costa Rica, Egypt, Germany, Greece, Honduras, India, Ireland, Mexico, the Netherlands, New Zealand, the Philippines, Poland, South Africa, Thailand, and the United Kingdom – with contribution from approximately 51,000 customer care associates, consultants, technologists, and CX professionals.

**Basis of Presentation**

The Consolidated Financial Statements are comprised of the accounts of TTEC, its wholly owned subsidiaries, its 55% equity owned subsidiary Percepta, LLC, its 70% equity owned subsidiary First Call Resolution, LLC through March 31, 2023 and then 100% owned subsequently, and its 70% equity owned subsidiary Serendebite, Inc. through December 8, 2023 and then 100% owned subsequently (see Note 2). All intercompany balances and transactions have been eliminated in consolidation.

**TTEC HOLDINGS, INC. AND SUBSIDIARIES**  
**Notes to the Consolidated Financial Statements**

**Use of Estimates**

The preparation of the Consolidated Financial Statements in conformity with accounting principles generally accepted in the U.S. ("GAAP") requires management to make estimates and assumptions in determining the reported amounts of assets and liabilities, disclosure of contingent liabilities at the date of the Consolidated Financial Statements and the reported amounts of revenue and expenses during the reporting period. On an on-going basis, the Company evaluates its estimates including those related to derivatives and hedging activities, income taxes including the valuation allowance for deferred tax assets, litigation reserves, restructuring reserves, allowance for credit losses, contingent consideration, redeemable noncontrolling interest, and valuation of goodwill, long-lived and intangible assets. The Company bases its estimates on historical experience and on various other assumptions that are believed to be reasonable, the results of which form the basis for making judgments about the carrying values of assets and liabilities. Actual results may differ materially from these estimates under different assumptions or conditions.

**Out-of-period Adjustment**

The Consolidated Financial Statements for the year ended December 31, 2023 included an adjustment of \$14.2 million to other comprehensive income and deferred tax assets, to correct for an error identified by management during the preparation of the financial statements. This adjustment was to reflect the deferred tax impact of currency translation adjustments, of which \$14.2 million related to prior annual fiscal periods. Management has determined that this error was not material to the historical financial statements in any individual period or in the aggregate and did not result in the previously issued financial statements being materially misstated. As such, management recorded the correction as an out-of-period adjustment in the year ended December 31, 2023.

**Cash, Cash Equivalents and Restricted Cash**

Cash and cash equivalents consist of cash, primarily held in interest-bearing investments, and liquid short-term investments, which have original maturities of less than 90 days. Restricted cash includes cash whereby the Company's ability to use the funds at any time is contractually limited or is generally designated for specific purposes arising out of certain contractual or other obligations.

The Company manages a centralized global treasury function in the United States with a focus on safeguarding and optimizing the use of its global cash and cash equivalents. The Company's cash is held in the U.S. in U.S. dollars and outside of the U.S. in U.S. dollars and foreign currencies. The Company believes that it has effectively mitigated and managed its risk relating to its global cash through its cash management practices, banking partners, and utilization of diversified bank deposit accounts and high quality investments. However, the Company can provide no assurances that it will not sustain losses.

The following table provides a reconciliation of cash, cash equivalents and restricted cash reported in the Consolidated Balance Sheets that sum to the amounts reported in the Consolidated Statement of Cash Flows (in thousands):

	<u>December 31, 2025</u>	<u>December 31, 2024</u>	<u>December 31, 2023</u>
Cash and cash equivalents	\$ 82,901	\$ 84,991	\$ 172,747
Restricted cash included in "Prepaid and other current assets"	—	—	1,158
<b>Total</b>	<u>\$ 82,901</u>	<u>\$ 84,991</u>	<u>\$ 173,905</u>

**Concentration of Credit Risk**

The Company is exposed to credit risk in the normal course of business, primarily related to accounts receivable and derivative instruments. Historically, the losses related to credit risk have been immaterial due to the Company monitoring its collection processes to reduce its credit risk. The Company regularly monitors its credit risk to mitigate the possibility of current and future exposures resulting in a loss. The Company evaluates the creditworthiness of its clients prior to entering into an agreement to provide services and as necessary through the life of the client relationship. The Company does not believe it is exposed to more than a nominal amount of credit risk in its derivative hedging activities, as the Company diversifies its activities across eight investment-grade financial institutions.

**TTEC HOLDINGS, INC. AND SUBSIDIARIES**  
**Notes to the Consolidated Financial Statements**

**Fair Value of Financial Instruments**

Fair values of cash equivalents, accounts receivable, accounts payable and debt approximate the carrying amounts because of their short-term nature.

**Accounts Receivable**

At the end of each quarter an allowance for credit losses will be calculated based on the current quarterly revenue multiplied by the historical loss percentage of the prior three-year period and recorded in the Consolidated Statements of Comprehensive Income (Loss). In addition to the evaluation of historical losses, the Company considers current and future economic conditions and events such as changes in customer credit quality and liquidity. The Company will write-off accounts receivable against this allowance when the Company determines a balance is uncollectible.

**Derivatives**

The Company enters into foreign exchange forward and option contracts to reduce its exposure to foreign currency exchange rate fluctuations that are associated with forecasted revenue earned in foreign locations. Upon proper qualification, these contracts are designated as cash flow hedges. The Company formally documents at the inception of the hedge all relationships between hedging instruments and hedged items as well as its risk management objective and strategy for undertaking various hedging activities.

All derivative financial instruments are reported at fair value and recorded in Prepaids and other current assets, Other long-term assets, Other current liabilities, and Other long-term liabilities in the accompanying Consolidated Balance Sheets as applicable for each period end. Changes in fair value of derivative instruments designated as cash flow hedges are recorded in Accumulated other comprehensive income (loss), a component of Stockholders' Equity, to the extent they are deemed effective. Ineffectiveness is measured based on the change in fair value of the forward contracts and the fair value of the hypothetical derivatives with terms that match the critical terms of the risk being hedged. Based on the criteria established by current accounting standards, the Company's cash flow hedge contracts are deemed to be highly effective. Any realized gains or losses resulting from the foreign currency cash flow hedges are recognized together with the hedged transaction within Revenue. Gains and losses from the settlements of the Company's net investment hedges remain in Accumulated other comprehensive income (loss) until partial or complete liquidation of the applicable net investment.

The Company also enters into fair value derivative contracts that hedge against foreign currency exchange gains and losses primarily associated with short-term payables and receivables. Changes in the fair value of derivative instruments designated as fair value hedges affect the carrying value of the asset or liability hedged, with changes in both the derivative instrument and the hedged asset or liability being recognized in Other income (expense), net in the accompanying Consolidated Statements of Comprehensive Income (Loss).

**Property, Plant and Equipment**

Property, plant and equipment are stated at historical cost less accumulated depreciation and amortization. Maintenance, repairs and minor renewals are expensed as incurred.

Depreciation and amortization are computed on the straight-line method based on the following estimated useful lives:

Building	30 years
Computer equipment and software	3 to 7 years
Telephone equipment	4 to 7 years
Furniture and fixtures	5 years
Leasehold improvements	Lesser of economic useful life (typically 10 years) or original lease term
Other	3 to 7 years

**TTEC HOLDINGS, INC. AND SUBSIDIARIES**  
**Notes to the Consolidated Financial Statements**

The Company evaluates the carrying value of property, plant and equipment for impairment whenever events or changes in circumstances indicate that the carrying amounts may not be recoverable. An asset is considered to be impaired when the forecasted undiscounted cash flows of an asset group are estimated to be less than its carrying value. The amount of impairment recognized is the difference between the carrying value of the asset group and its fair value. Fair value estimates are based on assumptions concerning the amount and timing of forecasted future cash flows.

**Software Development Costs**

The Company capitalizes costs incurred to acquire or develop software for internal use. Capitalized software development costs are amortized using the straight-line method over the estimated useful life equal to the lesser of the license term or 4 or 7 years depending on the software type. The expense related to these assets has been classified as amortization expense within the income statement except for assets that are classified as cloud computing arrangements are presented in other long-term assets within the Consolidated Balance Sheets and expensed as operating expenses within the Consolidated Statements of Comprehensive Income (Loss).

**Goodwill**

The Company evaluates goodwill for possible impairment at least annually on December 1, and whenever events or changes in circumstances indicate that the carrying amount of such assets may not be recoverable. The Company uses a two-step process to assess the realizability of goodwill. The first step, Step 0, is a qualitative assessment that analyzes current economic indicators associated with a particular reporting unit. For example, the Company analyzes changes in economic, market and industry conditions, business strategy, cost factors, and financial performance, among others, to determine if there would be a significant decline to the fair value of a particular reporting unit. A qualitative assessment also includes analyzing the excess fair value of a reporting unit over its carrying value from impairment assessments performed in previous years. If the qualitative assessment indicates a stable or improved fair value, no further testing is required.

If a qualitative assessment indicates that a significant decline to fair value of a reporting unit is more likely than not, or if a reporting unit's fair value has historically been closer to its carrying value, the Company will proceed to Step 1 testing where the Company calculates the fair value of a reporting unit. If Step 1 indicates that the carrying value of a reporting unit is in excess of its fair value, the Company will record an impairment equal to the amount by which a reporting unit's carrying value exceeds its fair value.

**Other Intangible Assets**

The Company has other intangible assets that include customer relationships (definite-lived), trade names (definite-lived) and non-compete agreements (definite-lived). Definite-lived intangible assets are amortized on a straight-line basis over their estimated useful lives, which range from 1 to 12 years. The Company evaluates the carrying value of its definite-lived intangible assets whenever events or changes in circumstances indicate that the carrying amount may not be recoverable. A definite-lived intangible asset is considered to be impaired when the forecasted undiscounted cash flows of its asset group are estimated to be less than its carrying value.

The Company evaluates indefinite-lived intangible assets for possible impairment at least annually or whenever events or changes in circumstances indicate that the carrying amount of such assets may not be recoverable. Similar to goodwill, the Company may first use a qualitative analysis to assess the realizability of its indefinite-lived intangible assets. The qualitative analysis will include a review of changes in economic, market and industry conditions, business strategy, cost factors, and financial performance, among others, to determine if there would be a significant decline to the fair value of an indefinite-lived intangible asset. If a quantitative analysis is completed, an indefinite-lived intangible asset (i.e. trade name) is evaluated for possible impairment by comparing the fair value of the asset with its carrying value. Fair value is estimated as the discounted value of future revenues arising from a trade name using a royalty rate that a market participant would pay for use of that trade name. An impairment charge is recorded if the intangible asset's carrying value exceeds its estimated fair value.

**TTEC HOLDINGS, INC. AND SUBSIDIARIES**  
**Notes to the Consolidated Financial Statements**

**Restructuring Liabilities**

The Company routinely assesses the profitability and utilization of its customer engagement centers and existing markets. In some cases, the Company has chosen to close under-performing customer engagement centers and complete reductions in workforce to enhance future profitability. Severance payments that occur from reductions in workforce are in accordance with the Company's postemployment plans and/or statutory requirements that are communicated to all employees upon hire date; therefore, severance liabilities are recognized when they are determined to be probable and reasonably estimable. Other liabilities for costs associated with an exit or disposal activity are recognized when the liability is incurred, rather than upon commitment to a plan.

**Income Taxes**

Accounting for income taxes requires recognition of deferred tax assets and liabilities for the expected future income tax consequences of transactions that have been included in the Consolidated Financial Statements or tax returns. Under this method, deferred tax assets and liabilities are determined based on the difference between the financial statement and tax basis of assets and liabilities using enacted tax rates in effect for the year in which the differences are expected to reverse. Gross deferred tax assets may then be reduced by a valuation allowance for amounts that do not satisfy the realization criteria established by current accounting standards.

The Company accounts for uncertain tax positions using a two-step approach to recognizing and measuring uncertain tax positions. The first step is to determine if the weight of available evidence indicates that it is more likely than not that the tax position will be sustained on audit. The second step is to estimate and measure the tax benefit as the amount that has a greater than 50% likelihood of being realized upon ultimate settlement with the tax authority. The Company evaluates these uncertain tax positions on a quarterly basis. This evaluation is based on the consideration of several factors including changes in facts or circumstances, changes in applicable tax law, and settlement of issues under audit. The Company recognizes interest and penalties related to uncertain tax positions as a part of the Provision for income taxes in the accompanying Consolidated Statements of Comprehensive Income (Loss).

During the fourth quarter of 2023, the Company released its indefinite reinvestment assertion. The Company has completed its analysis in regard to the full tax impact of these changes in its indefinite reinvestment reassertion and any related taxes have been recorded. The Company generally intends to limit distributions from non-U.S. subsidiaries to cash balances available in foreign jurisdictions.

No additional income taxes have been provided for any remaining outside basis difference inherent in our foreign subsidiaries as these amounts continue to be indefinitely reinvested in foreign operations. Determination of any unrecognized deferred tax liability related to the outside basis difference in investments in foreign subsidiaries is not practicable due to the inherent complexity of the multi-national tax environment in which we operate.

The Organization for Economic Co-operation and Development (OECD) has issued model rules establishing a global minimum tax rate of 15% applicable to certain multinational enterprises ("Pillar Two"). These rules are being implemented through domestic legislation on a jurisdiction basis, with certain jurisdictions enacting legislation effective in 2024 and others expected to enact legislation in future periods.

The Company operates in jurisdictions that have enacted or are in the process of enacting Pillar Two related legislation. Based on its current assessment, the Company does not expect the adoption of enacted legislation to have a material impact on its consolidated effective tax rate. The Company continues to monitor developments related to Pillar Two, including additional guidance issued by the OECD and legislative and administrative developments in the jurisdictions in which it operates.

**TTEC HOLDINGS, INC. AND SUBSIDIARIES**  
**Notes to the Consolidated Financial Statements**

**Revenue Recognition**

The Company recognizes revenue from contracts and programs when control of the promised goods or services is transferred to the customers, in an amount that reflects the consideration it expects to be entitled to in exchange for those goods or services. Revenue is recognized when or as performance obligations are satisfied by transferring control of a promised good or service to a customer. A performance obligation is a promise in a contract to transfer a distinct good or service to the customer. Performance obligation is the unit of accounting for revenue recognition under the provisions of ASC Topic 606, "Revenue from Contracts with Customers" and all related amendments ("ASC 606"). A contract's transaction price is allocated to each distinct performance obligation in recognizing revenue.

The Business Process Outsourcing ("BPO") inbound and outbound service fees are based on either a per minute, per hour, per FTE, per transaction or per call basis, which represents the majority of our contracts. These contracts have a single performance obligation as the promise to transfer the individual goods or services is not separately identifiable from other promises in the contracts and, therefore, not distinct. For example, services for the training of the Company's agents (which are separately billable to the customer) are a separate promise in the BPO contracts, but they are not distinct from the primary service obligations to transfer services to the customers. The performance of the customer service by the agents is highly dependent on the initial, growth, and seasonal training services provided to the agents during the life of a program. The training itself is not considered to have value to the customer on a standalone basis, and therefore, training on a standalone basis cannot be considered a separate unit of accounting. The Company therefore defers revenue from certain training services that are rendered mainly upon commencement of a new client contract or program, including seasonal programs. Revenue is also deferred when there is significant growth training in an existing program. Accordingly, recognition of initial, growth, and seasonal training revenues and associated costs (consisting primarily of labor and related expenses) are deferred and amortized over the period of economic benefit. With the exception of training, which is typically billed upfront and deferred, the remainder of revenue is invoiced on a monthly or quarterly basis as services are performed and does not create a contract asset or liability.

In addition to revenue from BPO services, revenue also consists of fees from services for program launch, professional consulting, fully-hosted or managed technology and learning innovation services. The contracts containing these service offerings may contain multiple performance obligations. For contracts with multiple performance obligations, the Company allocates the contract's transaction price to each performance obligation using the best estimate of the standalone selling price of each distinct good or service in the contract. The primary method used to estimate standalone selling price is the expected cost plus a margin approach, under which the Company forecasts its expected costs of satisfying a performance obligation and then adds an appropriate margin for that distinct good or service. The Company forecasts its expected cost based on historical data, current prevailing wages, other direct and indirect costs incurred in recently completed contracts, market conditions, and other client specific cost considerations. For these services, the point at which the transfer of control occurs determines when revenue is recognized in a specific reporting period. Within the TTEC Digital segment, where there are product sales, the attribution of revenue is recognized when the transfer of control is completed, and the products are delivered to the client's location. Where services are rendered to a customer, the attribution is aligned with the progress of work and is recognized over time (i.e. based on measuring the progress toward complete satisfaction of a performance obligation using an output method or an input method). Where an output method is used, revenue is recognized on the basis of direct measurements of the value to the customer of the goods or services transferred relative to the remaining goods or services promised under the contract. The majority of the Company's services are recognized over time using the input method in which revenue is recognized on the basis of efforts or inputs toward satisfying a performance obligation (for example, resources consumed, labor hours expended, costs incurred, or time elapsed) relative to the total expected inputs to satisfy the performance obligation. The measures used provide faithful depiction of the transfer of goods or services to the customers. For example, revenue is recognized on certain consulting contracts based on labor hours expended as a measurement of progress where the consulting work involves input of consultants' time. The progress is measured based on the hours expended over total number of estimated hours included in the contract multiplied by the total contract consideration. The contract consideration can be a fixed price or an hourly rate, and in either case, the use of labor hours expended as an input measure provides a faithful depiction of the transfer of services to the customers. Deferred revenues for

**TTEC HOLDINGS, INC. AND SUBSIDIARIES**  
**Notes to the Consolidated Financial Statements**

these services represent amounts collected from, or invoiced to, customers in excess of revenues recognized. This results primarily from i) receipt of license fees that are deferred due to one or more of the revenue recognition criteria not being met, and ii) the billing of annual customer support agreements, annual managed service agreements, and billings for other professional services that have not yet been performed by the Company. The Company records amounts billed and received, but not earned, as deferred revenue. These amounts are recorded in either Deferred revenue or Other long-term liabilities, as applicable, in the accompanying Consolidated Balance Sheets based on the period over which the Company expects to render services. Costs directly associated with revenue deferred, consisting primarily of labor and related expenses, are also deferred and recognized in proportion to the expected future revenue from the contract.

Variable consideration exists in contracts for certain client programs that provide for adjustments to monthly billings based upon whether the Company achieves, exceeds or fails certain performance criteria. Adjustments to monthly billings consist of contractual bonuses/penalties, holdbacks and other performance based conditions. Variable consideration is estimated at contract inception at its most likely value and updated at the end of each reporting period as additional performance data becomes available. Revenue related to such variable consideration is recognized only to the extent that a significant reversal of any incremental revenue is not considered probable.

Contract modifications are routine in the performance of the customer contracts. Contracts are often modified to account for customer mandated changes in the contract specifications or requirements, including service level changes. In most instances, contract modifications relate to goods or services that are incremental and distinctly identifiable, and, therefore, are accounted for prospectively.

*Incremental Costs to Obtain a Contract*

Direct and incremental costs to obtain or fulfill a contract are capitalized, and the capitalized costs are amortized over the corresponding period of benefit, determined on a contract-by-contract basis. The Company recognizes an asset for the incremental costs of obtaining a contract with a customer if it expects to recover those costs. The incremental costs of obtaining a contract are those costs that the Company incurs to obtain a customer contract that it would not have incurred if the contract had not been obtained. Contract acquisition costs consist primarily of payment of commissions to sales personnel and are incurred when customer contracts are signed. The deferred sales commission amounts are amortized based on the expected period of economic benefit and are classified as current or non-current based on the timing of when they are expected to be recognized as an expense. Costs to obtain a contract that would have been incurred regardless of whether the contract was obtained are recognized as an expense when incurred, unless those costs are explicitly chargeable to the customer regardless of whether the contract is obtained. Sales commissions are paid for obtaining new clients only and are not paid for contract renewals or contract modifications. Capitalized costs of obtaining contracts are periodically reviewed for impairment. As of December 31, 2025 and 2024, the Company has a deferred asset of \$9.5 million and \$11.0 million, respectively, in Prepaids and other current assets and Other long-term assets in the Consolidated Balance Sheets, related to sales commissions.

In certain cases, the Company negotiates an upfront payment to a customer in conjunction with the execution of a contract. Such upfront payments are critical to acquisition of new business and are often used as an incentive to negotiate favorable rates from the clients and are accounted for as upfront discounts for future services. Such payments are either made in cash at the time of execution of a contract or are netted against the Company's service invoices. Payments to customers are capitalized as contract acquisition costs and are amortized in proportion to the expected future revenue from the contract, which in most cases results in straight-line amortization over the life of the contract. Such payments are considered a reduction of the selling prices of the Company's products or services, and therefore, are accounted for as a reduction of revenue when amortized. Such capitalized contract acquisition costs are periodically reviewed for impairment taking into consideration ongoing future cash flows expected from the contract and estimated remaining useful life of the contract.

**TTEC HOLDINGS, INC. AND SUBSIDIARIES**  
**Notes to the Consolidated Financial Statements**

*Practical Expedients and Exemptions*

Some of the Company's service contracts are short-term in nature with a contract term of one year or less. For those contracts, the Company has utilized the practical expedient in ASC 606-10-50-14 exempting the Company from disclosure of the transaction price allocated to remaining performance obligations if the performance obligation is part of a contract that has an original expected duration of one year or less. Also in alignment with ASC 606-10-50-14, the Company does not disclose the value of unsatisfied performance obligations for contracts for which it recognizes revenue at the amount to which it has the right to invoice for services performed. Additionally, the Company's standard payment terms are less than one year from transfer of goods or services. Given the foregoing, the Company has elected the practical expedient under ASC 606-10-32-18 to not assess whether a contract has a significant financing component. Pursuant to the Company's election of the practical expedient under ASC 606-10-32-2A, sales, value add, and other taxes that are collected from customers concurrent with revenue-producing activities, which the Company has an obligation to remit to the governmental authorities, are excluded from revenue.

**Lease Expense**

The Company has negotiated certain rent holidays, landlord/tenant incentives and escalations in the base price of lease payments over the initial term of its operating leases. The initial term could include the "build-out" period of leases, where no lease payments are typically due. The Company recognizes rent holidays and rent escalations on a straight-line basis to lease expense over the lease term. The landlord/tenant incentives are recorded as a reduction to the right of use asset and depreciated on a straight line basis over the remaining lease term once the assets are placed in service.

**Equity-Based Compensation Expense**

Equity-based compensation expense for all share-based payment awards granted is determined based on the grant-date fair value net of an estimated forfeiture rate on a straight-line basis over the requisite service period of the award, which is typically the vesting term of the share-based payment award. The Company estimates the forfeiture rate annually based on its historical experience of forfeited awards.

**Foreign Currency Translation**

The assets and liabilities of the Company's foreign subsidiaries, whose functional currency is not the U.S. Dollar, are translated at the exchange rates in effect on the last day of the period and income and expenses are translated using the monthly average exchange rates in effect for the period in which the items occur. Foreign currency translation gains and losses are recorded in Accumulated other comprehensive income (loss) within Stockholders' Equity. Foreign currency transaction gains and losses are included in Other income (expense), net in the accompanying Consolidated Statements of Comprehensive Income (Loss).

**Liquidity**

As discussed in Note 12, the Company's Credit Agreement includes a number of financial covenants and operating restrictions, failure to comply with which could result in a default under the Credit Agreement. On November 5, 2025, the Company entered into a Tenth Amendment (the "Tenth Amendment") to the Credit Agreement, which extends the maturity date to November 23, 2027 and modifies certain other material terms of the Credit Facility, including the size of the facility, pricing, and certain covenants. The Tenth Amendment is discussed in more detail in Note 12. As of the issuance of these Consolidated Financial Statements, the Company believes it has sufficient cash on hand, positive working capital, and availability to access additional cash under the Credit Facility to meet its business operating requirements and make its capital expenditures and to continue to comply with the financial covenants under the Credit Agreement for the next 12 months from the issuance of these financial statements. In the event that the Company does not remain in compliance with the financial covenants under the Credit Agreement, it may need to negotiate additional amendments to or waivers of the terms of such credit facilities, refinance its debt, reduce discretionary spending or raise additional capital.

**TTEC HOLDINGS, INC. AND SUBSIDIARIES**  
**Notes to the Consolidated Financial Statements**

**Recently Adopted Accounting Pronouncements**

In November 2023, the FASB issued ASU 2023-07, "Segment Reporting - Improvements to Reportable Segment Disclosures" related to disclosures regarding a public entity's reportable segments and provides more detailed information about a reportable segment's expenses. The ASU is effective for fiscal years beginning after December 15, 2023 and interim periods beginning after December 15, 2024, with retrospective application required. The Company adopted the standard January 1, 2024. The adoption resulted in the Company adding the required detailed segment information within the Company's segment disclosure footnote.

In July 2025, the FASB issued ASU 2025-05, "Financial Instruments – Credit Losses" which related to measurement of credit losses for accounts receivable and contract assets and provides a practical expedient. When developing reasonable and supportable forecasts as part of estimating credit losses, all entities may elect a practical expedient that assumes current conditions as of the balance sheet do not change for the remaining life of the asset. The ASU is effective for fiscal years beginning after December 15, 2025, and interim periods within those annual reporting periods. Early adoption is permitted in both interim and annual reporting periods in which financial statements have not yet been issued or made available for issuance. The Company adopted the standard September 30, 2025. The adoption did not impact the Company's consolidated balance sheet or income statement.

In December 2023, the FASB issued ASU 2023-09, "Improvements to Income Tax Disclosures" to enhance the transparency and decision usefulness of income tax disclosures. The ASU is effective for fiscal years beginning after December 15, 2024, with retrospective application permitted. The Company adopted the standard December 31, 2025, prospectively to all periods presented in the financial statements. The adoption resulted in the Company adding the improvements within the Company's income tax disclosure footnote. The adoption did not impact the Company's consolidated balance sheets or income statements.

**Other Accounting Pronouncements**

In November 2024, the FASB issued ASU 2024-03, "Disaggregation of Income statement expenses" in response to longstanding requests from investors for more information about an entity's expenses, specifically categories of expenses such as (purchases of inventory, employee compensation, depreciation, and amortization, and depletion). The ASU is effective for fiscal years beginning after December 15, 2026, with retrospective application permitted. The Company is still evaluating the potential impact of the pronouncement.

In September 2025, the FASB issued ASU 2025-06, "Intangibles-Goodwill and Other Internal Use Software" which was issued to modernize the accounting for software costs and removes all references to prescriptive and sequential software development stages. The ASU is effective for fiscal years beginning after December 15, 2027, and interim reporting periods within those fiscal reporting periods. Early adoption is permitted as of the beginning of an annual reporting period. The Company is still evaluating the potential impact of the pronouncement.

In November 2025, the FASB issued ASU 2025-09, "Derivatives and Hedging" which was issued to more closely align hedge accounting with the economics of an entity's risk management activities. The ASU is effective for fiscal years beginning after December 15, 2026, and interim reporting periods within those annual reporting periods. Early adoption is permitted as of the beginning of an annual reporting period. The Company is still evaluating the potential impact of the pronouncement.

**(2) ACQUISITIONS**

*Serendebite*

In connection with the acquisition by TTEC Digital, LLC of a 70% interest in Serendebite Inc. ("Serendebite"), Serendebite's founder exercised his put rights on December 8, 2023, which required TTEC to acquire the remaining 30% interest in Serendebite. As part of the exercise, the Serendebite founder failed to fulfill the agreed provisions of the sale and purchase agreement that parties executed on February 7, 2020.

**TTEC HOLDINGS, INC. AND SUBSIDIARIES**  
**Notes to the Consolidated Financial Statements**

In connection with triggering the option, on December 8, 2023, a \$0.3 million accrual was reclassified from Redeemable noncontrolling interest to Accrued expenses and the remaining balance was reclassified to Additional paid in capital.

*FCR*

Pursuant to the Membership Interest Purchase Agreement of October 26, 2019 between Ortana Holdings, Inc. and TTEC Services Corporation for the acquisition by TTEC of a 70% interest in First Call Resolution, LLC (“FCR” and “FCR MIPA”, respectively), Ortana Holdings exercised its put rights in January 2023, which required TTEC to acquire Ortana Holdings’ remaining 30% interest in FCR. The purchase price for the remaining 30% interest was determined based on the express provisions of the FCR MIPA and was based on FCR’s performance during 2022. The buyout agreement was signed on April 4, 2023 and reflected a buyout purchase price of \$22.4 million.

In connection with the triggering of the option, as of March 31, 2023, the \$22.4 million purchase price was reclassified from Redeemable noncontrolling interest to Accrued expenses and the remaining balance of \$20.5 million was reclassified to Additional paid in capital. In February 2023, a \$9.2 million payment related to excess cash distribution was completed and in April 2023, the final payment of \$22.4 million was completed.

*Certain Assets of Faneuil*

On April 1, 2022, the Company completed an asset acquisition through its subsidiary TTEC Government Solutions LLC, of certain public sector citizen experience contracts in the transportation infrastructure and healthcare exchange industries from Faneuil, Inc., a subsidiary of ALJ Regional Holdings, Inc., (“the Faneuil Transaction”). The acquired business is operated as part of the TTEC Engage segment and was fully consolidated into the financial statements of TTEC. The Faneuil Transaction was recorded as a business combination under ASC 805, Business Combinations, with identifiable assets acquired and liabilities assumed recorded at their estimated fair values as of the acquisition date.

Total cash paid at the time of acquisition was \$142.4 million. The Faneuil Transaction included contingent payments that were based on the revenue and EBITDA performance of certain contracts with the value of the contingent payments to be determined.

During the second quarter of 2023, the contingent payment obligation was modified to a minimum payment of \$7.4 million and a maximum payment of \$10.4 million. An initial payment of \$7.4 million was completed in May 2023. During 2023, a combined \$3.0 million net expense was recorded related to fair value adjustments for the estimated contingent payment based on changes in estimated EBITDA, the timing of cash flows and market interest rate changes. During 2024, a combined \$1.5 million net gain was recorded related to fair value adjustments for the estimated contingent consideration payment based on changes in estimated EBITDA, the timing of cash flows and market interest rate changes. These benefits (expenses) were included in Other income (expense) in the Consolidated Statements of Comprehensive Income (Loss). The earn-out period was completed at the end of January 2025. Based on final results, no final earn-out payment was required.

**Assets Held for Sale**

In the second quarter of 2024, the Company reclassified \$29.4 million from Property, plant and equipment, net to Assets held for sale as the Company expected to sell its former headquarters building in Englewood, Colorado within the next twelve months. This included \$16.7 million from leasehold improvements, \$6.7 million from buildings, \$5.9 million from land, and \$0.1 million from other Property, plant and equipment categories. These assets were allocated 85% to the TTEC Engage segment and 15% to the TTEC Digital segment. Funds received were used to reduce the Company’s existing debt. The Company ceased depreciation on the assets upon reclassification. The estimated fair value less costs to sell the assets held for sale exceeded their carrying value as of the quarter ended June 30, 2024 and no impairment was considered necessary. On November 5, 2024, TTEC Holdings, Inc., through its wholly owned subsidiary, TTEC Services Corporation, entered into a definitive agreement to sell and subsequently closed the sale of its former headquarters building in Englewood, Colorado.

**TTEC HOLDINGS, INC. AND SUBSIDIARIES**  
**Notes to the Consolidated Financial Statements**

**(3) SEGMENT INFORMATION**

The Company has two reportable segments, TTEC Digital and TTEC Engage based on nature of product and independent management of each business segment. Each segment is led by a senior executive reporting to the CEO and the products and services sold are described below. Resources are allocated and performance is assessed by our CEO, who holds the function of Chief Operating Decision Maker (“CODM”) for the purposes of these disclosures. The CODM uses income from operations to assess the performance of each segment in the budgeting and forecasting process and when making decisions regarding allocating capital and personnel to the segments.

**TTEC Digital and the CX Technology Services Industry**

TTEC Digital clients are seeking solutions in many areas including cost optimization, CX technology modernization, inclusive of migrating to a more agile cloud-based ecosystem, improved CX talent and expertise, and practical solutions to further enable CX applications, including the design, implementation and pragmatic delivery of AI capabilities. TTEC Digital takes a technology agnostic approach to these challenges and focuses on designing and delivering solutions to each client’s specific business needs at the intersection of contact center, CRM, and AI and Analytics. TTEC Digital supports the majority of CX platform and solution requirements through its strategic partnerships with the leading CX software vendors including Genesys, Microsoft, Cisco, AWS, Google, Salesforce, ServiceNow, and Nice among others.

TTEC Digital’s solutions are built to respond to market needs for both enterprise and small and medium-sized business clients. AI design and delivery capabilities are woven across all five pillars of the Company offerings.

- Professional Services: System design, configuration and integration
- Managed Services: Cloud application and premise support
- CX Consulting: Transformation strategy and design
- CX Data and Analytics: Data science, engineering, and visualization
- IP & Software: Custom software engineering through TTEC Digital’s IP and Software division

The segment has a three-pronged go to market strategy that includes growing existing client relationships, partner channel motions and general market development.

**TTEC Engage and the CX BPO Services Industry**

The TTEC Engage segment’s solutions are built to respond to the following market needs for clients.

- Customer Support
- Tech Support
- Revenue Generation and Growth Services
- Fraud Mitigation
- AI Operations, including data annotation and labeling
- Back-office Support

TTEC Engage goes to market through a vertical approach with customized solutions that include industry specific talent, technology, certifications, and capabilities. For example, in the Banking, Financial Services and Insurance (BFSI) vertical, we support several lines of business with customized offerings for retail banking, online banking, credit card, property and casualty and loans. In healthcare, the segment supports care, technical support, revenue generation and back-office capabilities to meet the needs of payer, provider, clinical and pharma clients.

The Company allocates to each segment its portion of corporate operating expenses following the Company’s standard accounting policies.

**TTEC HOLDINGS, INC. AND SUBSIDIARIES**  
**Notes to the Consolidated Financial Statements**

The following tables present certain financial data by segment (in thousands). The significant expense categories and amounts align with the segment-level information that is regularly provided to the CODM.

**For the Year Ended December 31, 2025**

	TTEC Engage	TTEC Digital	Total
Revenue	\$ 1,667,698	\$ 469,201	\$ 2,136,899
Cost of services (exclusive of depreciation and amortization presented separately below) <sup>(1)</sup>	1,349,281	321,406	1,670,687
Selling, general and administrative	187,431	92,902	280,333
Depreciation and amortization	64,551	25,209	89,760
Other segment items <sup>(2)</sup>	5,760	207,504	213,264
Income from operations	60,675	(177,820)	(117,145)
Interest income			9,368
Interest expense			(71,706)
Other income (expense), net			9,246
Income before income taxes			<u>(170,237)</u>

**For the year ended December 31, 2024**

	TTEC Engage	TTEC Digital	Total
Revenue	\$ 1,748,569	\$ 459,018	\$ 2,207,587
Cost of services (exclusive of depreciation and amortization presented separately below) <sup>(1)</sup>	1,423,747	312,118	1,735,865
Selling, general and administrative	201,718	91,324	293,042
Depreciation and amortization	70,075	27,880	97,955
Other segment items <sup>(2)</sup>	250,240	4,005	254,245
Income from operations	(197,211)	23,691	(173,520)
Interest income			2,732
Interest expense			(84,315)
Other income (expense), net			18,586
Income before income taxes			<u>(236,517)</u>

**For the Year Ended December 31, 2023**

	TTEC Engage	TTEC Digital	Total
Revenue	\$ 1,975,935	\$ 486,882	\$ 2,462,817
Cost of services (exclusive of depreciation and amortization presented separately below) <sup>(1)</sup>	1,598,907	333,970	1,932,877
Selling, general and administrative	201,634	89,239	290,873
Depreciation and amortization	74,040	27,232	101,272
Other segment items <sup>(2)</sup>	13,179	6,595	19,774
Income from operations	88,175	29,846	118,021
Interest income			5,150
Interest expense			(78,321)
Other income (expense), net			(4,126)
Income before income taxes			<u>40,724</u>

<sup>(1)</sup> Cost of services primarily includes employee related and technology costs.

<sup>(2)</sup> Other segment items include impairment losses and restructuring charges.

	For the Year Ended December 31,		
	2025	2024	2023
<b>Capital Expenditures</b>			
TTEC Digital	\$ 7,997	\$ 8,245	\$ 8,232
TTEC Engage	30,112	36,928	59,607
Total	<u>\$ 38,109</u>	<u>\$ 45,173</u>	<u>\$ 67,839</u>

**TTEC HOLDINGS, INC. AND SUBSIDIARIES**  
**Notes to the Consolidated Financial Statements**

	December 31,	
	2025	2024
<b>Total Assets</b>		
TTEC Digital	\$ 566,057	\$ 776,099
TTEC Engage	933,025	977,281
Total	\$ 1,499,082	\$ 1,753,380

The following tables present certain financial data based upon the geographic location where the services are provided (in thousands).

	As of and for the Year Ended December 31,		
	2025	2024	2023
<b>Revenue</b>			
United States / Canada	\$ 1,451,928	\$ 1,497,887	\$ 1,710,716
Philippines / Asia Pacific / India	374,973	419,856	477,455
Europe / Middle East / Africa	203,544	174,155	142,665
Latin America	106,454	115,689	131,981
Total	\$ 2,136,899	\$ 2,207,587	\$ 2,462,817
<b>Property, plant and equipment, gross</b>			
United States / Canada	\$ 342,528	\$ 427,631	
Philippines / Asia Pacific / India	143,272	150,567	
Europe / Middle East / Africa	45,675	39,952	
Latin America	41,430	43,967	
Total	\$ 572,905	\$ 662,117	
<b>Other long-term assets</b>			
United States / Canada	\$ 102,881	\$ 89,849	
Philippines / Asia Pacific / India	5,476	9,298	
Europe / Middle East / Africa	1,336	1,559	
Latin America	654	780	
Total	\$ 110,347	\$ 101,486	

**(4) ACCOUNTS RECEIVABLE AND SIGNIFICANT CLIENTS**

Accounts receivable, net in the accompanying Consolidated Balance Sheets consists of the following (in thousands):

	December 31,	
	2025	2024
Accounts receivable	\$ 460,737	\$ 457,817
Less: Allowance for credit losses	(4,908)	(5,244)
Accounts receivable, net	\$ 455,829	\$ 452,573

At the end of each quarter, an allowance for credit losses has been calculated based on the current quarterly revenue multiplied by the historical loss percentage of the prior three-year period and recorded in the income statement. In addition to the evaluation of historical losses, the Company considers current and future economic conditions and events such as changes in customer credit quality and liquidity. The Company will write-off accounts receivable against this allowance when the Company determines a balance is uncollectible.

**TTEC HOLDINGS, INC. AND SUBSIDIARIES**  
**Notes to the Consolidated Financial Statements**

Activity in the Company's Allowance for credit losses consists of the following (in thousands):

	December 31,		
	2025	2024	2023
Balance, beginning of year	\$ 5,244	\$ 2,248	\$ 3,524
Provision for credit losses	980	3,596	2,009
Uncollectible receivables written-off	(1,316)	(908)	(3,641)
Effect of foreign currency and other	—	308	356
Balance, end of year	<u>\$ 4,908</u>	<u>\$ 5,244</u>	<u>\$ 2,248</u>

**Significant Clients**

The Company had one client that contributed in excess of 10% of total revenue for each of the years ended December 31, 2025, 2024 and 2023. This client operates in the automotive industry and is included in the TTEC Engage segment. The revenue from this client as a percentage of total revenue is as follows:

	Year Ended December 31,		
	2025	2024	2023
Automotive client	11 %	11 %	10 %

Accounts receivable from this client was as follows (in thousands):

	Year Ended December 31,		
	2025	2024	2023
Automotive client	\$ 31,266	\$ 32,773	\$ 35,514

The Company does have clients with aggregate revenue exceeding \$100 million annually and the loss of one or more of these clients could have a material adverse effect on the Company's business, operating results, or cash flows. To mitigate this risk, the Company's business arrangements with these larger clients are structured as multiple contracts with different statements of work that are specific to a different line of business service; each of these contracts have different durations and renewal dates and a revenue opportunity below the \$100 million aggregate. In the first quarter of 2024, one of our larger financial services clients notified us that it is exiting one of the lines of business that we support.

To limit the Company's credit risk with its clients, management performs periodic credit evaluations, maintains allowances for credit losses and may require pre-payment for services from certain clients whose financial stability practices raise concerns. Based on currently available information, management does not believe significant credit risk existed as of December 31, 2025, beyond what was already recognized.

**Accounts Receivable Factoring Agreement**

In the third quarter of 2024, the Company terminated its Uncommitted Receivables Purchase Agreement ("Agreement") with BMO Bank, N.A. ("Bank", or "BMO"), under the terms of which the Company had the right to sell, on a revolving basis, U.S. accounts receivables of certain clients at a discount to the Bank for cash on a limited recourse basis. The sales of accounts receivable in accordance with the prior Agreement are reflected as a reduction of Accounts Receivable, net on the Consolidated Balance Sheets. The Company retained no interest in the sold receivables but did retain all collection responsibilities on behalf of the Bank. The discount on the accounts receivable sold is recorded within Other expense, net in the Consolidated Statements of Comprehensive Income (Loss). The cash proceeds from the prior Agreement are included in the change in accounts receivable within the operating activities section of the Consolidated Statements of Cash Flow.

**TTEC HOLDINGS, INC. AND SUBSIDIARIES**  
**Notes to the Consolidated Financial Statements**

**(5) PROPERTY, PLANT AND EQUIPMENT**

Property, plant and equipment consisted of the following (in thousands):

	<b>December 31,</b>	
	<b>2025</b>	<b>2024</b>
Computer equipment and software	\$ 347,181	\$ 402,768
Telephone equipment	32,361	40,018
Furniture and fixtures	51,571	57,005
Leasehold improvements	140,978	162,300
Motor vehicles	30	26
Construction-in-progress and other	784	—
Property, plant and equipment, gross	<u>572,905</u>	<u>662,117</u>
Less: Accumulated depreciation and amortization	(461,127)	(530,066)
Property, plant and equipment, net	<u>\$ 111,778</u>	<u>\$ 132,051</u>

Depreciation and amortization expense for property, plant and equipment was \$53.9 million, \$61.2 million and \$64.2 million for the years ended December 31, 2025, 2024 and 2023, respectively.

Included in the computer equipment and software is internally developed software of \$55.9 million net and \$54.4 million net as of December 31, 2025 and 2024, respectively. During 2025, 2024 and 2023, impairments of internally developed software of \$0.2 million, \$3.7 million and \$0.1 million, respectively, were expensed and included in Impairment losses in the Consolidated Statements of Comprehensive Income (Loss).

On November 5, 2024, TTEC Holdings, Inc., through its wholly-owned subsidiary, TTEC Services Corporation, entered into a definitive agreement to sell and subsequently closed the sale of a real estate asset in Englewood, Colorado for \$45.5 million, subject to certain customary adjustments. The Company recorded a pre-tax gain of approximately \$15.5 million upon close of the transaction in the fourth quarter of 2024 in other income (expense), net within the Consolidated Statements of Comprehensive Income (Loss). The Company utilized the proceeds from the sale to reduce its outstanding balance under its revolving line of credit.

**(6) GOODWILL**

Goodwill consisted of the following (in thousands):

	<b>December 31, 2024</b>	<b>Acquisitions / Adjustments</b>	<b>Impairments</b>	<b>Effect of Foreign Currency</b>	<b>December 31, 2025</b>
TTEC Digital	\$ 498,213	\$ —	\$ (205,367)	\$ 2,356	\$ 295,202
TTEC Engage	72,984	—	—	492	73,476
Total	<u>\$ 571,197</u>	<u>\$ —</u>	<u>\$ (205,367)</u>	<u>\$ 2,848</u>	<u>\$ 368,678</u>

	<b>December 31, 2023</b>	<b>Acquisitions / Adjustments</b>	<b>Impairments</b>	<b>Effect of Foreign Currency</b>	<b>December 31, 2024</b>
TTEC Digital	\$ 500,576	\$ —	\$ —	\$ (2,363)	\$ 498,213
TTEC Engage	308,412	—	(233,532)	(1,896)	72,984
Total	<u>\$ 808,988</u>	<u>\$ —</u>	<u>\$ (233,532)</u>	<u>\$ (4,259)</u>	<u>\$ 571,197</u>

**TTEC HOLDINGS, INC. AND SUBSIDIARIES**  
**Notes to the Consolidated Financial Statements**

**Impairment**

The Company has three reporting units with goodwill and performs a goodwill impairment test on at least an annual basis. The Company conducts its annual goodwill impairment test during the fourth quarter, or more frequently, if indicators of impairment exist. During the first, second, and third quarters of 2025, the Company concluded there were no triggering events and completed its qualitative assessment of impairment indicators, which included, among other things, an assessment of changes in macroeconomic conditions, comparison of the actual results to those forecasted in the most recent annual impairment test and performed sensitivity analysis on key assumptions.

For the annual goodwill impairment analysis, the Company elected to perform a Step 1 evaluation for all of its reporting units, which includes comparing a reporting unit's estimated fair value to its carrying value. The determination of fair value requires significant judgments including estimation of future cash flows, which is dependent on internal forecasts, estimation of the long-term growth rates for the businesses, the useful lives over which the cash flows will occur and determination of appropriate discount rates (based in part on the Company's weighted average cost of capital). Changes in these estimates and assumptions could materially affect the determination of fair value and/or conclusions on goodwill impairment for each reporting unit. As of December 1, 2025, the date of the annual impairment testing, the Company concluded that for the Engage and Digital Professional Services reporting units, resulting fair values were in excess of the respective carrying values and the goodwill for those reporting units was not impaired. The resulting fair value of the Digital Recurring reporting unit decreased below its carrying value, which resulted in recording a \$193.0 million noncash pre-tax impairment charge. Recognition of this non-cash goodwill impairment charge resulted in a tax benefit that generated an incremental deferred tax asset of \$12.4 million to the reporting unit's carrying value. Accordingly, the Company recorded an additional non-cash charge of \$12.4 million to reduce the Company's carrying value to its previously determined fair value in accordance with the applicable goodwill impairment guidance. In total, a non-cash impairment loss of \$205.4 million was recognized for the fourth quarter ended December 31, 2025.

During the Company's annual impairment testing as of December 1, 2025, the Company identified one reporting unit, Digital Professional Services, being at risk for future impairment. The carrying value of Digital Professional Services was \$228.8 million at December 1, 2025, including approximately \$189.7 million of goodwill. Based on the Company's assessment, the estimated fair value of the Digital Professional Services reporting unit exceeded its carrying value by approximately 8%. If all assumptions are held constant, either a 0.5% increase in the discount rate or a 4.0% decrease in each year's projected revenue over the forecast period would result in approximately a \$17.7 million decrease in the estimated fair value of the Digital Professional Services reporting unit. Such a change in either of these assumptions individually would have resulted in the Digital Professional Services reporting unit failing Step 1 of the goodwill impairment analysis on December 1, 2025.

As an international outsourcing agent, TTEC's revenue and cash flows are susceptible to global economic conditions and client business volumes. In performing the Step 1 evaluation, the reporting unit's current backlog and pipeline of customer business were considered, as well as inflation rates, gross domestic product rates, historical revenue growth and profitability, and state of the CX industry. The estimates of fair value were based on generally accepted valuation techniques and information available at the date of the assessment, which incorporated management's assumptions about expected revenues, future cash flows and available market information for comparable companies. The process of evaluating the fair value of the reporting units is highly subjective and requires significant judgment and estimates as the reporting units operate in a number of markets and geographical regions. The Company used a market approach and an income approach to determine its best estimates of fair value which incorporated the following significant assumptions:

- Revenue projections, including revenue growth during the forecast periods ranging from (23.3)% to 15.0% and revenue terminal growth rates between 1.8% and 3.0%;
- EBITDA margin projections held relatively flat over the forecast periods ranging from 8.0% to 20.0%;
- Estimated income tax rates of 26.1% to 26.5%;
- Estimated working capital of 4.5% to 17.9% of revenue;
- Estimated capital expenditures ranging from 1.0% to 2.6% of revenue;

**TTEC HOLDINGS, INC. AND SUBSIDIARIES**  
**Notes to the Consolidated Financial Statements**

- Discount rates ranging from 15.0% to 16.5% based on various inputs, including the risks associated with the specific reporting units, the Company's capital structure, the country of operations as well as their revenue growth and EBITDA margin assumptions;
- Guideline public company revenue multiples of 0.4 to 1.5 and EBITDA multiples of 4.0 to 11.5;
- Guideline transaction revenue multiples of 0.2 to 9.8; and
- Market participant acquisition premiums of 0.0% to 118.8%.

**(7) OTHER INTANGIBLE ASSETS**

Other intangible assets, net which are included in the accompanying Consolidated Balance Sheets consisted of the following (in thousands):

	December 31, 2024	Amortization	Impairments	Acquisitions and Adjustments	Effect of Foreign Currency	December 31, 2025
Customer relationships, gross	\$ 352,711	\$ —	\$ —	\$ —	\$ 654	\$ 353,365
Customer relationships - accumulated amortization	(188,010)	(30,898)	—	—	(838)	(219,746)
Other intangible assets, gross	20,843	—	—	—	296	21,139
Other intangible assets - accumulated amortization	(20,736)	(38)	—	—	(296)	(21,070)
Other intangible assets, net	<u>\$ 164,808</u>	<u>\$ (30,936)</u>	<u>\$ —</u>	<u>\$ —</u>	<u>\$ (184)</u>	<u>\$ 133,688</u>

	December 31, 2023	Amortization	Impairments	Acquisitions and Adjustments	Effect of Foreign Currency	December 31, 2024
Customer relationships, gross	\$ 348,673	\$ —	\$ —	\$ 7,198	\$ (3,160)	\$ 352,711
Customer relationships - accumulated amortization	(150,385)	(32,939)	—	(7,198)	2,512	(188,010)
Other intangible assets, gross	21,099	—	—	(1)	(255)	20,843
Other intangible assets - accumulated amortization	(20,954)	(38)	—	1	255	(20,736)
Other intangible assets, net	<u>\$ 198,433</u>	<u>\$ (32,977)</u>	<u>\$ —</u>	<u>\$ —</u>	<u>\$ (648)</u>	<u>\$ 164,808</u>

Customer relationships are being amortized over the remaining weighted average useful life of 4.7 years and other intangible assets are being amortized over the remaining weighted average useful life of 6.8 years. Amortization expense related to intangible assets was \$30.9 million, \$33.0 million and \$35.6 million for the years ended December 31, 2025, 2024 and 2023, respectively.

Expected future amortization of other intangible assets as of December 31, 2025 is as follows (in thousands):

2026	\$ 30,822
2027	30,822
2028	30,071
2029	24,272
2030	10,019
Thereafter	7,682
Total	<u>\$ 133,688</u>

**(8) DERIVATIVES**

TTEC's Financial Risk Management Committee monitors cash flow and fair value foreign exchange exposures and interest rate exposures on a worldwide basis, assesses the potential economics and earnings impact from foreign exchange and/or interest rate fluctuations, and deploys risk management policies and solutions to reduce volatility related to TTEC's exposure to foreign exchange rate changes and interest rate changes.

**TTEC HOLDINGS, INC. AND SUBSIDIARIES**  
**Notes to the Consolidated Financial Statements**

The Company enters into foreign exchange forward and option contracts to reduce its exposure to foreign currency exchange rate fluctuations that are associated with forecasted revenue earned in foreign locations. Upon proper qualification, these contracts are designated as cash flow hedges. The Company formally documents at the inception of the hedge all relationships between hedging instruments and hedged items as well as its risk management objective and strategy for undertaking various hedging activities.

The Company also enters into fair value derivative contracts that hedge against foreign currency exchange gains and losses primarily associated with short-term payables and receivables. These swap contracts are not designated as hedges under ASC Topic 815, *Derivatives and Hedging*.

It is the Company's policy to only enter into derivative contracts with investment grade counterparty financial institutions, and correspondingly, the fair value of derivative assets considers, among other factors, the creditworthiness of these counterparties. Conversely, the fair value of derivative liabilities reflects the Company's creditworthiness. As of December 31, 2025, the Company has not experienced, nor does it anticipate, any issues related to derivative counterparty defaults.

All derivative financial instruments are reported at gross fair value and recorded in Prepaids and other current assets, Other long-term assets, Other current liabilities, and Other long-term liabilities in the accompanying Consolidated Balance Sheets as applicable for each period end.

**Fair Value of Derivative Instruments**

The fair value and location of derivatives in the Consolidated Balance Sheets as of December 31, 2025 and December 31, 2024 were as follows (in thousands):

	<b>December 31, 2025</b>	
<b>Designation:</b>	<b>Designated as Hedging Instruments</b>	<b>Not Designated as Hedging Instruments</b>
<b>Derivative contract type:</b>	<b>Foreign Exchange</b>	<b>Foreign Exchange</b>
<b>Derivative classification:</b>	<b>Cash Flow</b>	<b>Fair Value</b>

Fair value and location of derivative in the Consolidated Balance Sheet:

Prepaids and other current assets	\$ 1,632	\$ 54
Other long-term assets	—	—
Other current liabilities	(1,260)	—
Other long-term liabilities	(31)	—
Total fair value of derivatives, net	\$ 341	\$ 54

	<b>December 31, 2024</b>	
<b>Designation:</b>	<b>Designated as Hedging Instruments</b>	<b>Not Designated as Hedging Instruments</b>
<b>Derivative contract type:</b>	<b>Foreign Exchange</b>	<b>Foreign Exchange</b>
<b>Derivative classification:</b>	<b>Cash Flow</b>	<b>Fair Value</b>

Fair value and location of derivative in the Consolidated Balance Sheet:

Prepaids and other current assets	\$ 783	\$ 6
Other long-term assets	—	—
Other current liabilities	(2,679)	(183)
Other long-term liabilities	(1,471)	—
Total fair value of derivatives, net	\$ (3,367)	\$ (177)

**TTEC HOLDINGS, INC. AND SUBSIDIARIES**  
**Notes to the Consolidated Financial Statements**

**Cash Flow Hedges**

Changes in fair value of derivative instruments designated as cash flow hedges are recorded in Accumulated other comprehensive income (loss), a component of Stockholders' Equity, to the extent they are deemed effective. Ineffectiveness is measured based on the change in fair value of the forward contracts and the fair value of the hypothetical derivatives with terms that match the critical terms of the risk being hedged. Based on the criteria established by current accounting standards, the Company's cash flow hedge contracts are deemed to be highly effective. Any realized gains or losses resulting from the foreign currency cash flow hedges are recognized together with the hedged transaction within Revenue.

The Company's foreign exchange cash flow hedging instruments as of December 31, 2025 and 2024 are summarized as follows (in thousands). All hedging instruments are forward contracts.

<b>As of December 31, 2025</b>	<b>Local Currency Notional Amount</b>	<b>U.S. Dollar Notional Amount</b>	<b>% Maturing in the next 12 months</b>	<b>Contracts Maturing Through</b>
Philippine Peso	4,025,000	\$ 69,458 <sup>(1)</sup>	97.0 %	March 2027
Mexican Peso	314,000	\$ 15,618	100.0 %	December 2026
Colombian Peso	8,000,000	1,931	100.0 %	August 2026
		<u>\$ 87,007</u>		

<b>As of December 31, 2024</b>	<b>Local Currency Notional Amount</b>	<b>U.S. Dollar Notional Amount</b>	<b>% Maturing in the next 12 months</b>	<b>Contracts Maturing Through</b>
Philippine Peso	6,034,000	105,098 <sup>(1)</sup>	67.8 %	March 2027
Mexican Peso	548,000	26,682	64.6 %	December 2026
		<u>\$ 131,780</u>		

<sup>(1)</sup> Includes contracts to purchase Philippine pesos in exchange for New Zealand dollars and Australian dollars, which are translated into equivalent U.S. dollars on December 31, 2025 and December 31, 2024.

The amounts and location of gains and losses on Cash Flow Hedges within the Consolidated Statements of Comprehensive Income (Loss) for the years ended December 31, 2025, 2024 and 2023 were as follows (in thousands):

<b>Year Ended December 31,</b>		
<b>2025</b>	<b>2024</b>	<b>2023</b>

**Foreign Exchange Cash Flow Hedges, effective:**

Amount of gain (loss) recognized in Other comprehensive income (loss) <sup>(1)</sup>	\$ 4,384	\$ (9,988)	\$ 9,160
--	----------	------------	----------

Amount and location of gain (loss) reclassified from Accumulated OCI to:

Revenue	\$ 912	\$ 2,582	\$ 3,965
Provision for income taxes	(237)	(672)	(1,031)
Net income (loss)	<u>\$ 675</u>	<u>\$ 1,910</u>	<u>\$ 2,934</u>

<sup>(1)</sup> As a result of the valuation allowance recorded in Q2 2024 against the Company's U.S. Deferred Tax Assets, there is no tax impact recognized in Other comprehensive income (loss) for unrealized foreign exchange cash flow hedge gains or losses in 2025.

The activity related to the change in net unrealized gains and losses on the cash flow hedges included in "Accumulated other comprehensive income (loss)" in our audited consolidated statements of stockholders' equity is presented in Note 17.

**TTEC HOLDINGS, INC. AND SUBSIDIARIES**  
**Notes to the Consolidated Financial Statements**

**Fair Value Hedges**

Changes in the fair value of derivative instruments not designated as hedges are recognized in earnings in Other income (expense), net on a before tax basis and are offset by gains and losses on the related hedged items.

The Company's volume of foreign exchange fair value derivative contracts as of December 31, 2025 and 2024 are summarized as follows (in thousands):

<b>As of December 31, 2025 <sup>(2)</sup></b>	<b>Local Currency Notional Amount</b>	<b>U.S. Dollar Notional Amount</b>
Australian Dollar	3,300	\$ 2,210
Euro	5,350	6,298
British Pound	5,950	8,021
Mexican Peso	70,000	3,891
New Zealand Dollar	1,100	639
Polish Zloty	11,000	3,072
		<u>\$ 24,131</u>

<sup>(2)</sup> All fair value hedges are short-term and matured in January 2026.

<b>As of December 31, 2024 <sup>(3)</sup></b>	<b>Local Currency Notional Amount</b>	<b>U.S. Dollar Notional Amount</b>
Australian Dollar	3,850	\$ 2,393
Canadian Dollar	5,850	4,137
Euro	11,000	11,456
British Pound	5,600	7,066
Mexican Peso	130,000	6,307
New Zealand Dollar	3,400	1,914
		<u>\$ 33,273</u>

<sup>(3)</sup> All fair value hedges are short-term and matured in January 2025.

The amounts and location of before tax gains and losses on Fair Value Hedges within the Consolidated Statements of Comprehensive Income (Loss) for the years ended December 31, 2025 and 2024, respectively, were as follows (in thousands):

	<b>Year Ended December 31,</b>		
	<b>2025</b>	<b>2024</b>	<b>2023</b>
<b>Designation:</b>	<b>Not Designated as Hedging Instruments</b>		
<b>Derivative contract type:</b>	<b>Foreign Exchange</b>		
<b>Derivative classification:</b>	<b>Fair Value</b>		

Amount and location of net gain or (loss) recognized in the Consolidated Statement of Comprehensive Income (Loss):

Other income (expense), net	\$ 173	\$ (1,255)	\$ 1,882
-----------------------------	--------	------------	----------

**TTEC HOLDINGS, INC. AND SUBSIDIARIES**  
**Notes to the Consolidated Financial Statements**

**(9) FAIR VALUE**

The authoritative guidance for fair value measurements establishes a three-level fair value hierarchy that prioritizes the inputs used to measure fair value. This hierarchy requires that the Company maximize the use of observable inputs and minimize the use of unobservable inputs. The three levels of inputs used to measure fair value are as follows:

Level 1 — Quoted prices in active markets for identical assets or liabilities.

Level 2 — Observable inputs other than quoted prices included in Level 1, such as quoted prices for similar assets and liabilities in active markets, similar assets and liabilities in markets that are not active or can be corroborated by observable market data.

Level 3 — Unobservable inputs that are supported by little or no market activity and that are significant to the fair value of the assets or liabilities. This includes certain pricing models, discounted cash flow methodologies and similar techniques that use significant unobservable inputs.

The following presents information as of December 31, 2025 and 2024 of the Company's assets and liabilities required to be measured at fair value on a recurring basis, as well as the fair value hierarchy used to determine their fair value.

*Accounts Receivable and Payable* - The amounts recorded in the accompanying balance sheets approximate fair value because of their short-term nature.

*Investments* – The Company measures investments, including cost and equity method investments, at fair value on a nonrecurring basis when they are deemed to be other-than-temporarily impaired. The fair values of these investments are determined based on valuation techniques using the best information available and may include market observable inputs and discounted cash flow projections. An impairment charge is recorded when the cost of the investment exceeds its fair value and this condition is determined to be other-than-temporary.

*Debt* - The Company's debt consists primarily of the Company's Credit Agreement, which permits floating-rate borrowings based upon the current Prime Rate or SOFR plus a credit spread as determined by the Company's leverage ratio calculation (as defined in the Credit Agreement). As of December 31, 2025 and 2024, the Company had \$905.0 million and \$975.0 million, respectively, of borrowings outstanding under the Credit Agreement. During 2025 and 2024, borrowings accrued interest at an average rate of 7.0% and 7.5% per annum, respectively, excluding unused commitment fees. The amounts recorded in the accompanying Balance Sheets approximate fair value due to the variable nature of the debt based on level 2 inputs.

*Derivatives* - Net derivative assets (liabilities) are measured at fair value on a recurring basis. The portfolio is valued using models based on market observable inputs, including both forward and spot foreign exchange rates, interest rates, implied volatility, and counterparty credit risk, including the ability of each party to execute its obligations under the contract. As of December 31, 2025, credit risk did not materially change the fair value of the Company's derivative contracts.

**TTEC HOLDINGS, INC. AND SUBSIDIARIES**  
**Notes to the Consolidated Financial Statements**

The following is a summary of the Company's fair value measurements for its net derivative assets (liabilities) as of December 31, 2025 and 2024 (in thousands):

**As of December 31, 2025**

	<b>Fair Value Measurements Using</b>			<b>At Fair Value</b>
	<b>Quoted Prices in</b>	<b>Significant</b>	<b>Significant</b>	
	<b>Active Markets</b>	<b>Other</b>	<b>Unobservable</b>	
	<b>for Identical</b>	<b>Observable</b>	<b>Inputs</b>	
<b>Assets</b>	<b>Inputs</b>	<b>Inputs</b>		
<b>(Level 1)</b>	<b>(Level 2)</b>	<b>(Level 3)</b>		
Cash flow hedges	\$ —	\$ 341	\$ —	\$ 341
Fair value hedges	—	54	—	54
<b>Total net derivative asset (liability)</b>	<b>\$ —</b>	<b>\$ 395</b>	<b>\$ —</b>	<b>\$ 395</b>

**As of December 31, 2024**

	<b>Fair Value Measurements Using</b>			<b>At Fair Value</b>
	<b>Quoted Prices in</b>	<b>Significant</b>	<b>Significant</b>	
	<b>Active Markets</b>	<b>Other</b>	<b>Unobservable</b>	
	<b>for Identical</b>	<b>Observable</b>	<b>Inputs</b>	
<b>Assets</b>	<b>Inputs</b>	<b>Inputs</b>		
<b>(Level 1)</b>	<b>(Level 2)</b>	<b>(Level 3)</b>		
Cash flow hedges	\$ —	\$ (3,367)	\$ —	\$ (3,367)
Fair value hedges	—	(177)	—	(177)
<b>Total net derivative asset (liability)</b>	<b>\$ —</b>	<b>\$ (3,544)</b>	<b>\$ —</b>	<b>\$ (3,544)</b>

The following is a summary of the Company's fair value measurements as of December 31, 2025 and 2024 (in thousands):

**As of December 31, 2025**

	<b>Fair Value Measurements Using</b>		
	<b>Quoted Prices in</b>	<b>Significant Other</b>	<b>Significant</b>
	<b>Active Markets for</b>	<b>Observable Inputs</b>	<b>Unobservable</b>
	<b>Identical Assets</b>	<b>(Level 2)</b>	<b>Inputs</b>
<b>(Level 1)</b>	<b>(Level 2)</b>	<b>(Level 3)</b>	
<b>Assets</b>			
Derivative instruments, net	\$ —	\$ 395	\$ —
Deferred compensation plan asset	34,964	—	—
<b>Total assets</b>	<b>\$ 34,964</b>	<b>\$ 395</b>	<b>\$ —</b>
<b>Liabilities</b>			
Derivative instruments, net	\$ —	\$ —	\$ —
<b>Total liabilities</b>	<b>\$ —</b>	<b>\$ —</b>	<b>\$ —</b>

**TTEC HOLDINGS, INC. AND SUBSIDIARIES**  
**Notes to the Consolidated Financial Statements**

As of December 31, 2024

	Fair Value Measurements Using		
	Quoted Prices in Active Markets for Identical Assets	Significant Other Observable Inputs	Significant Unobservable Inputs
	(Level 1)	(Level 2)	(Level 3)
<b>Assets</b>			
Derivative instruments, net	\$ —	\$ —	\$ —
Deferred compensation plan asset	33,269	—	—
Total assets	<u>\$ 33,269</u>	<u>\$ —</u>	<u>\$ —</u>
<b>Liabilities</b>			
Derivative instruments, net	\$ —	\$ (3,544)	\$ —
Total liabilities	<u>\$ —</u>	<u>\$ (3,544)</u>	<u>\$ —</u>

*Deferred Compensation Plan* — The Company maintains a non-qualified deferred compensation plan for certain eligible employees. The deferred compensation asset represents the combined fair value of all the funds based on quoted values and market observable inputs.

*Contingent Consideration* — The Company recorded contingent consideration payable related to the acquisition of Faneuil that closed in 2022. The contingent payables for Faneuil were calculated using a Monte Carlo simulation including a discount rate of 19.3%. The measurements were based on significant inputs not observable in the market. The Company records interest expense each period using the effective interest method until the future value of these contingent payables reaches their expected future value.

During 2022 and 2023, fair value adjustments of a \$2.9 million benefit and a \$3.0 million expense, respectively, were recorded related to fair value adjustments of the estimated contingent payments associated with the Faneuil acquisition based on updated discount factors, the passage of time, updated EBITDA estimates and a modification to the agreement (see Note 2) for one contract and a complete reduction for the second contract as it was not awarded to the Company. During 2024, a fair value adjustment of a \$1.5 million benefit was recorded related to fair value adjustments of the estimated contingent payments associated with the Faneuil acquisition based on updated discount factors, the passage of time, and updated EBITDA estimates. The fair value adjustment benefits(expenses) were included in Other income (expense) in the Consolidated Statements of Comprehensive Income (Loss). As of December 31, 2024, the contingent consideration payment was accrued at zero. The earn-out period was completed at the end of January 2025. Based on final results, no final earn-out payment was required.

*Contingent Receivables* – The Company recorded a contingent receivable related to the Faneuil acquisition that closed in 2022. During 2023, the Company recorded fair a value adjustment for the receivable based on current information which caused the receivable to decrease, \$4.4 million expense, and included in Other income (expense), net in the Consolidated Statements of Comprehensive Income (Loss). As of December 31, 2023, the contingent receivable was recorded at zero.

A rollforward of the activity in the Company's fair value of the contingent consideration payable is as follows (in thousands):

	December 31, 2023	Acquisitions	Payments	Adjustments	December 31, 2024
Faneuil	\$ (1,496)	\$ —	\$ —	\$ 1,496	\$ —
Total	<u>\$ (1,496)</u>	<u>\$ —</u>	<u>\$ —</u>	<u>\$ 1,496</u>	<u>\$ —</u>

**TTEC HOLDINGS, INC. AND SUBSIDIARIES**  
**Notes to the Consolidated Financial Statements**

**(10) INCOME TAXES**

The sources of pre-tax operating income are as follows (in thousands):

	<b>Year Ended December 31,</b>		
	<b>2025</b>	<b>2024</b>	<b>2023</b>
Domestic	\$ (266,435)	\$ (259,737)	\$ (39,871)
Foreign	96,198	23,220	80,595
Total	<u>\$ (170,237)</u>	<u>\$ (236,517)</u>	<u>\$ 40,724</u>

The Company's selection of an accounting policy with respect to both the GILTI and BEAT rules is to compute the related taxes in the period the entity becomes subject to either. A reasonable estimate of the effects of these provisions has been included in the 2025 annual financial statements.

On July 4, 2025, the One Big Beautiful Bill Act ("OBBA") was signed into law, extending provisions of the 2017 Tax Cuts and Jobs Act. It does not have a material impact on the Company's consolidated financial statements.

During the fourth quarter of 2023, the Company released its indefinite reinvestment assertion related to earnings for all foreign operations. As a result, in 2025, the Company recorded additional taxes of \$2.5 million related to the earnings of its foreign subsidiaries as required. The Company generally intends to limit distributions from non-U.S. subsidiaries to cash balances available in foreign jurisdictions.

No additional income taxes have been provided for any remaining outside basis difference inherent in the Company's foreign subsidiaries as these amounts continue to be indefinitely reinvested in foreign operations. The Company has an estimated \$159 million of outside-basis differences as of December 31, 2025. Determination of any unrecognized deferred tax liability related to the outside-basis difference in investments in foreign subsidiaries is not practicable due to the inherent complexity of the multi-national tax environment in which the Company operates.

The components of the Company's Provision for (benefit from) income taxes are as follows (in thousands):

	<b>Year Ended December 31,</b>		
	<b>2025</b>	<b>2024</b>	<b>2023</b>
Current provision for (benefit from)			
Federal	\$ 2,529	\$ 229	\$ 3,625
State	—	—	1,893
Foreign	29,461	15,341	24,470
Total current provision for (benefit from)	<u>31,990</u>	<u>15,570</u>	<u>29,988</u>
Deferred provision for (benefit from)			
Federal	(18,404)	51,389	(14,357)
State	403	3,494	(848)
Foreign	846	3,647	7,677
Total deferred provision for (benefit from)	<u>(17,155)</u>	<u>58,530</u>	<u>(7,528)</u>
Total provision for (benefit from) income taxes	<u>\$ 14,835</u>	<u>\$ 74,100</u>	<u>\$ 22,460</u>

In December 2023, the Financial Accounting Standards Board issued Accounting Standards Update ("ASU") 2023-09, *Income Taxes (Topic 740): Improvements to Income Tax Disclosures*. The Company adopted ASU 2023-09 effective January 1, 2025 on a prospective basis. Accordingly, the guidance has been applied only to current-year income tax disclosures, and comparative prior-year information has not been recast. The adoption did not have an impact on the Company's consolidated financial position, results of operations, or cash flows, as the guidance relates solely to disclosure requirements.

**TTEC HOLDINGS, INC. AND SUBSIDIARIES**  
**Notes to the Consolidated Financial Statements**

The following two tables reconcile the Company's effective tax rate to the federal statutory rate (in thousands):

	<b>Year Ended December 31,</b>	
	<b>2024</b>	<b>2023</b>
Income tax per U.S. federal statutory rate (21%, 21%)	\$ (49,668)	\$ 8,552
State income taxes, net of federal deduction	(9,581)	(1,355)
Change in valuation allowances	110,753	14,917
Foreign income taxes at different rates than the U.S.	7,495	208
Foreign withholding taxes	3,771	—
Taxes related to compensation	3,515	1,542
Liabilities for uncertain tax positions	616	1,759
Impacts of foreign branch operations	(2,378)	(283)
Non-taxable earnings of noncontrolling interest	(1,810)	(1,508)
Foreign dividend less foreign tax credits	(1,209)	(1,294)
Impacts of impairments	10,586	—
State and Federal income tax credits and NOL's	(3,585)	(4,611)
Foreign earnings taxed currently in U.S.	5,221	2,409
Taxes related to prior year filings	(850)	675
Other	1,224	1,449
Income tax per effective tax rate	<u>\$ 74,100</u>	<u>\$ 22,460</u>
Effective tax rate percentage	(31.3)%	55.2%

	<b>Year Ended December 31,</b>	
	<b>2025</b>	
	<b>Tax Effect</b>	<b>Rate Effect</b>
Tax at U.S. Statutory Rate	\$ (35,750)	21.0 %
State and local income taxes <sup>(1)</sup>	7,339	(4.3)%
Foreign tax effects:		
Other foreign jurisdictions	9,769	(5.7)%
Effect of cross-border tax laws		
Global intangible low-taxed income	14,779	(8.7)%
Tax credits		
Other	(7,840)	4.6 %
Changes in valuation allowances	25,192	(14.8)%
Changes in unrecognized tax benefits	(7,079)	4.2 %
Other adjustments	8,425	(5.0)%
	<u>\$ 14,835</u>	<u>(8.7)%</u>

<sup>(1)</sup> The states and local jurisdictions that contribute to the majority (greater than 50%) of the tax effect in this category include Texas.

Management has evaluated its foreign operations and determined that no individual foreign jurisdiction is significant to the Company's consolidated financial statements.

The Company's income taxes paid (net of refunds) is summarized as follows (in thousands):

	<b>Year Ended</b>
	<b>December 31, 2025</b>
U.S. Federal	\$ (2,791)
U.S. State and Local	921
Foreign	21,328
	<u>\$ 19,458</u>

**TTEC HOLDINGS, INC. AND SUBSIDIARIES**  
**Notes to the Consolidated Financial Statements**

From the above amounts, income taxes paid (net of refunds) exceed the 5% of taxes paid threshold in the following foreign jurisdictions (in thousands):

	<b>Year Ended December 31, 2025</b>
Canada	\$ 2,768
India	7,907
Netherlands	973
Mexico	1,374
Philippines	2,917
	<u>\$ 15,939</u>

From the above amounts, states that equal more than 50% of our state income taxes paid (net of refunds) and exceed the 5% of taxes paid threshold include the following jurisdiction (in thousands):

	<b>Year Ended December 31, 2025</b>
U.S. State and Local	
Texas	\$ 1,084
	<u>\$ 1,084</u>

The Company's deferred income tax assets and liabilities are summarized as follows (in thousands):

	<b>Year Ended December 31,</b>	
	<b>2025</b>	<b>2024</b>
<b>Deferred tax assets, gross</b>		
Accrued compensation and employee benefits	\$ 8,917	\$ 8,436
Allowance for credit losses, insurance and other accruals	4,924	6,580
Amortization of deferred lease liabilities	15,077	15,817
Net operating losses	27,243	22,099
Equity compensation	1,732	2,206
Customer acquisition and deferred revenue accruals	11,535	13,307
Federal and state tax credits, net	11,364	8,818
Intangible assets	23,878	—
Depreciation and amortization	27,920	29,059
Unremitted foreign earnings	29,523	31,026
Interest expense	47,130	30,286
Unrealized gains on derivatives	—	867
Partnership deferred investment	3,521	3,464
Other	2,174	1,038
Total deferred tax assets, gross	<u>214,938</u>	<u>173,003</u>
Valuation allowances	(196,955)	(157,383)
Total deferred tax assets, net	17,983	15,620
<b>Deferred tax liabilities</b>		
Unrealized gain on derivatives	(87)	—
Contract acquisition costs	(22)	—
Intangible assets	—	(10,232)
Operating lease assets	(12,516)	(12,559)
Other	—	(1,789)
Total deferred tax liabilities	<u>(12,625)</u>	<u>(24,580)</u>
Net deferred tax assets	<u>\$ 5,358</u>	<u>\$ (8,960)</u>

Quarterly, the Company assesses the likelihood by jurisdiction that its net deferred tax assets will be recovered. Based on the weight of all available evidence, both positive and negative, the Company records a valuation allowance against deferred tax assets when it is more-likely-than-not that a future tax benefit will not be realized.

**TTEC HOLDINGS, INC. AND SUBSIDIARIES**  
**Notes to the Consolidated Financial Statements**

As of December 31, 2025 the Company had approximately \$5.3 million deferred tax assets across their foreign operations. As of December 31, 2025 the deferred tax valuation allowance was \$197.0 million related primarily to tax losses in jurisdictions which do not meet the “more-likely-than-not” standard under current accounting guidance.

When there is a change in judgment concerning the recovery of deferred tax assets in future periods, a valuation allowance is recorded into earnings during the quarter in which the change in judgment occurred. In 2025, the Company made adjustments to its deferred tax assets and corresponding valuation allowances. The net change to the valuation allowance consisted of the following: a \$35.4 million increase in the United States, a \$1.5 million increase in Australia, a \$1.5 million increase in the Netherlands, and a \$2.0 million increase in various other jurisdictions for deferred tax assets that do not meet the “more-likely-than-not” standard offset by a \$0.6 million decrease of valuation allowances in New Zealand, and a \$0.3 million decrease in Australia related to the utilization or write-off of deferred tax assets.

Activity in the Company’s valuation allowance accounts consists of the following (in thousands):

	<b>Year Ended December 31,</b>		
	<b>2025</b>	<b>2024</b>	<b>2023</b>
Beginning balance	\$ 157,383	\$ 39,902	\$ 24,944
Additions of deferred income tax expense	41,297	121,085	18,410
Reductions of deferred income tax expense	(1,725)	(3,604)	(3,452)
Ending balance	\$ 196,955	\$ 157,383	\$ 39,902

As of December 31, 2025, after consideration of all tax loss carry back opportunities, the Company had tax affected tax loss carry forwards worldwide expiring as follows (in thousands):

2026	\$ 5,590
2027	—
2028	19
2029	127
After 2029	9,132
No expiration	12,375
Total	\$ 27,243

The Company has been granted “Tax Holidays” as an incentive to attract foreign investment by the governments of the Philippines and Costa Rica. Generally, a Tax Holiday is an agreement between the Company and a foreign government under which the Company receives certain tax benefits in that country, such as exemption from taxation on profits derived from export-related activities. In the Philippines, the Company has been granted multiple agreements under local laws which result in an overall reduced tax rate. These incentives have varying benefit year over year and expire at various times beginning in 2031. The aggregate benefit to income tax expense for the years ended December 31, 2025, 2024 and 2023 was approximately \$3.0 million, \$2.8 million and \$2.3 million, respectively, which had a favorable impact on diluted net income (loss) per share of \$0.06, \$0.06 and \$0.05, respectively.

**Accounting for Uncertainty in Income Taxes**

In accordance with ASC 740, the Company has recorded a reserve for uncertain tax positions. The total amount of interest and penalties recognized in the accompanying Consolidated Balance Sheets and Consolidated Statements of Comprehensive Income (Loss) as of December 31, 2025, 2024 and 2023 was approximately \$0.1 million, \$3.4 million and \$2.7 million, respectively.

The Company had a reserve for uncertain tax benefits, on a net basis, of \$0.2 million and \$6.5 million for the years ended December 31, 2025 and 2024, respectively.

**TTEC HOLDINGS, INC. AND SUBSIDIARIES**  
**Notes to the Consolidated Financial Statements**

The tabular reconciliation of the reserve for uncertain tax benefits on a gross basis without interest for the three years ended December 31, 2025 is presented below (in thousands):

Balance as of December 31, 2022	\$ 6,567
Additions for current year tax positions	212
Reductions in prior year tax positions	(203)
Balance as of December 31, 2023	6,576
Additions for current year tax positions	218
Reductions in prior year tax positions	(275)
Balance as of December 31, 2024	6,519
Additions for current year tax positions	—
Reductions in prior year tax positions	(6,255)
Balance as of December 31, 2025	<u>\$ 264</u>

At December 31, 2025, the amount of uncertain tax benefits including interest, that, if recognized, would reduce tax expense was \$0.3 million.

The Company and its domestic and foreign subsidiaries (including Percepta LLC and its domestic and foreign subsidiaries) file income tax returns as required in the U.S. federal jurisdiction and various state and foreign jurisdictions. The following table presents the major tax jurisdictions and tax years that are open as of December 31, 2025 and subject to examination by the respective tax authorities:

<u>Tax Jurisdiction</u>	<u>Tax Year Ended</u>
United States	2021 - Present
Netherlands	2021 - Present
India	2017 - Present
Canada	2021 - Present
Mexico	2020 - Present
Philippines	2022 - Present

The Company's U.S. income tax returns filed for the tax years ending December 31, 2021 to present, remain open tax years. The Company has been notified of the intent to audit, or is currently under audit of, income taxes for the Philippines for tax year 2023 and India for tax years 2017 through 2022. Although the outcome of examinations by taxing authorities are always uncertain, it is the opinion of management that the resolution of these audits will not have a material effect on the Company's Consolidated Financial Statements.

**(11) IMPAIRMENT OF ASSETS OTHER THAN GOODWILL**

The Company evaluated the recoverability of its leasehold improvement assets at certain customer engagement centers as well as all internally developed software projects. An asset group is considered to be impaired when the anticipated undiscounted future cash flows of its asset group is estimated to be less than the asset group's carrying value. The amount of impairment recognized is the difference between the carrying value of the asset group and its fair value. To determine fair value, the Company used Level 3 inputs in its discounted cash flows analysis. Assumptions included the amount and timing of estimated future cash flows and assumed discount rates. During the years ended December 31, 2025, 2024 and 2023, TTEC Digital recognized impairment losses related to leasehold improvements assets, right of use lease assets, capitalized software and certain computer equipment of \$0.2 million, \$2.9 million and \$2.8 million, respectively. During the years ended December 31, 2025, 2024 and 2023, TTEC Engage recognized impairment losses related to leasehold improvement assets, right of use lease assets, capitalized software and certain computer equipment of \$1.8 million, \$7.7 million and \$8.9 million, respectively.

**TTEC HOLDINGS, INC. AND SUBSIDIARIES**  
**Notes to the Consolidated Financial Statements**

**(12) INDEBTEDNESS**

**Credit Facility**

On November 5, 2025, the Company entered into the Tenth Amendment (the “Tenth Amendment”), which extends the maturity date to November 23, 2027 (the “New Maturity Date”) and modifies certain other material terms of the Credit Facility, including the size of the facility, pricing and certain covenants. The aggregate revolving commitment is reduced from \$1.2 billion to \$1.05 billion, with further reductions of \$25 million each on April 1, 2026 and July 1, 2026. The letter of credit sublimit is reduced from \$100 million to \$50 million. Base rate loans bear interest at a rate equal to the highest of (a) the prime rate, (b) the federal funds rate plus 0.50%, and (c) SOFR in effect on such day plus 1.0%. Base rate loans shall be based on the base rate, plus the applicable credit margin of 2.0% through September 30, 2026, increasing to 5.0% thereafter. SOFR loans bear interest at a rate equal to the applicable spread adjusted SOFR plus applicable credit margin of 3.0% through September 30, 2026, increasing to spread adjusted SOFR plus 6.0% thereafter. Alternative currency loans (not denominated in U.S. Dollars) bear interest at rates applicable to their respective currencies. A one-time extension fee of 1.5% of the aggregate revolving credit commitment is payable if the Credit Facility is still in effect on October 1, 2026. Limits on certain indebtedness, liens, investments and mergers are reduced by 50%, while acquisitions and restricted payments (subject to limited exceptions) are reduced by 100%. Certain other uses of cash are also restricted, subject to limited exceptions. The period during which certain covenant adjustments apply are as of March 31, 2026 and June 30, 2026. The maximum net leverage ratio steps down from the currently permitted 4.00 to 3.00 by the third quarter of 2027 (TTEC’s fourth quarter of 2025 net leverage ratio is 3.58). The upfront fee payable to consenting lenders is 20 basis points of the revolving credit commitment.

Failure to comply with the financial covenants and operating restrictions set forth in the Credit Agreement could result in a default. As of the issuance of these Consolidated Financial Statements, the Company believes it has sufficient cash on hand, positive working capital, and availability to access additional cash under the Credit Facility to meet its business operating requirements and make its capital expenditures and to continue to comply with the financial covenants under the Credit Agreement for the next 12 months. In the event the Company does not remain in compliance with the financial covenants under the Credit Agreement, it would need to negotiate additional amendments to or waivers of the terms of such credit facilities, refinance its debt, reduce discretionary spending or raise additional capital.

Letter of credit fees are one eighth of 1% of the stated amount of the letter of credit on the date of issuance, renewal or amendment, plus an annual fee equal to the borrowing margin for SOFR loans.

As of December 31, 2025, and 2024, the Company had borrowings of \$905.0 million and \$975.0 million, respectively, under its Credit Agreement and its average daily utilization was \$982.9 million and \$1,050.3 million for the years ended December 31, 2025 and 2024, respectively. Based on the current level of availability based on the covenant calculations, the Company’s remaining borrowing capacity was approximately \$95 million as of December 31, 2025. As of December 31, 2025, the Company was in compliance with all covenants and conditions under its Credit Agreement.

**(13) COMMITMENTS AND CONTINGENCIES**

**Letters of Credit**

As of December 31, 2025, outstanding letters of credit under the Credit Facility totaled \$0.2 million. As of December 31, 2025, letters of credit and contract performance guarantees issued outside of the Credit Agreement totaled \$0.1 million.

**Guarantees**

Indebtedness under the Credit Agreement is guaranteed by the Company’s present and future subsidiaries.

**TTEC HOLDINGS, INC. AND SUBSIDIARIES**  
**Notes to the Consolidated Financial Statements**

**Legal Proceedings**

From time to time, the Company has been involved in legal actions, both as plaintiff and defendant, which arise in the ordinary course of business. The Company accrues for exposures associated with such legal actions to the extent that losses are deemed both probable and reasonably estimable. To the extent specific reserves have not been made for certain legal proceedings, their ultimate outcome, and consequently, an estimate of possible loss, if any, cannot reasonably be determined at this time.

Based on currently available information and advice received from counsel, the Company believes that the disposition or ultimate resolution of any current legal proceedings, except as otherwise specifically reserved for in its financial statements, will not have a material adverse effect on the Company's financial position, cash flows or results of operations. In the event of unexpected further developments, however, it is possible that the ultimate resolution of these matters, or other similar matters, if unfavorable, may be materially adverse to the Company's financial position, cash flows, or results of operations.

**(14) DEFERRED REVENUE AND REMAINING PERFORMANCE OBLIGATIONS**

Deferred revenue in the accompanying Consolidated Balance Sheets consist of the following (in thousands):

	<b>December 31,</b>	
	<b>2025</b>	<b>2024</b>
Deferred Revenue - Current	\$ 58,828	\$ 64,752
Deferred Revenue - Long-term (included in Other long-term liabilities)	3,140	4,414
<b>Total Deferred Revenue</b>	<b>\$ 61,968</b>	<b>\$ 69,166</b>

Deferred costs in the accompanying Consolidated Balance Sheets consist of the following (in thousands):

	<b>December 31,</b>	
	<b>2025</b>	<b>2024</b>
Deferred Costs - Current (included in Prepaids and other current assets)	\$ 26,618	\$ 31,238
Deferred Costs - Long-term (included in Other long-term assets)	15,162	12,027
<b>Total Deferred Costs</b>	<b>\$ 41,780</b>	<b>\$ 43,265</b>

Prior period amounts have been adjusted to correct for identified errors in the calculation of long-term deferred costs for the twelve months ended December 31, 2024.

Activity in the Company's Deferred revenue accounts consists of the following (in thousands):

Balance as of December 31, 2024	\$ 69,166
Additions	274,781
Amortization	(281,979)
Balance as of December 31, 2025	<b>\$ 61,968</b>

Revenue recognized for the year ended December 31, 2025 from amounts included in deferred revenue as of December 31, 2024 was \$64.8 million. Revenue recognized for the year ended December 31, 2024 from amounts included in deferred revenue as of December 31, 2023 was \$81.2 million.

Remaining performance obligations ("RPO") represent the amount of contracted future revenue that has not yet been recognized, including both deferred revenue and non-cancelable contracted amounts that will be invoiced and recognized as revenue in future periods. The Company's RPO excludes performance obligations from on-demand arrangements as there are no minimum purchase commitments associated with these arrangements, and certain time and materials contracts that are billed in arrears.

As of December 31, 2025, the Company's RPO was \$358.6 million, which will primarily be delivered and recognized within the next five years. The Company expects to recognize approximately 59% of the RPO over the next 12 months, 25% of the RPO over the subsequent 13 to 24 months, and the remainder thereafter.

**TTEC HOLDINGS, INC. AND SUBSIDIARIES**  
**Notes to the Consolidated Financial Statements**

**(15) LEASES**

Operating leases are included in our Consolidated Balance Sheet as Operating lease assets, Current operating lease liabilities and Non-current operating lease liabilities. Finance leases are included in Property, plant and equipment, Other current liabilities and Other long-term liabilities in our Consolidated Balance Sheet. The Company primarily leases real estate and equipment under various arrangements that provide the Company the right-of-use for the underlying asset that require lease payments over the lease term. The Company determines the value of each lease by computing the present value of each lease payment using the interest rate implicit in the lease, if available; otherwise the Company estimates its incremental borrowing rate over the lease term. The Company determines its incremental borrowing rate based on its estimated credit risk with adjustments for each individual leases' geographical risk and lease term. Operating lease assets also include prepaid rent and initial direct costs less any tenant improvements.

The Company's real estate portfolio typically includes one or more options to renew, with renewal terms that generally can extend the lease term from one to five years. The exercise of these lease renewal options is at the Company's discretion and is included in the lease term only if the Company is reasonably certain to exercise. The Company also has service arrangements whereby it controls specific space provided by a third-party service provider. These arrangements meet the definition of a lease and are accounted for under ASC 842. Lease expense for operating leases is recognized on a straight-line basis over the lease term and is included in the Consolidated Statements of Comprehensive Income (Loss). The Company's lease agreements do not contain any material residual value guarantees or restrictive guarantees.

The components of lease expense for the years ended December 31, 2025, 2024 and 2023 are as follows (in thousands):

Description	Location in Statements of Comprehensive Income (Loss)	Year Ended December 31,		
		2025	2024	2023
Amortization of ROU assets - finance leases	Depreciation and amortization	\$ 1,646	\$ 2,283	\$ 2,832
Interest on lease liabilities - finance leases	Interest expense	118	184	115
Operating lease cost (cost resulting from lease payments)	Cost of services	34,132	35,957	36,872
	Selling, general and administrative			
Operating lease cost (cost resulting from lease payments)		1,618	1,384	1,625
Operating lease cost (cost resulting from lease payments)	Restructuring	567	1,116	788
Operating lease cost	Impairment	1,829	3,980	10,096
Operating lease cost (cost resulting from lease payments)	Other income (expense), net	1,388	1,294	1,352
Short-term lease cost	Cost of services	3,395	2,211	1,182
Variable lease cost (cost excluded from lease payments)	Cost of services	285	777	827
	Selling, general and administrative			
Less: Sublease income		—	—	(555)
Less: Sublease income	Other income (expense), net	(3,304)	(2,893)	(3,034)
Total lease cost		<u>\$ 41,674</u>	<u>\$ 46,293</u>	<u>\$ 52,100</u>

Other supplementary information for the years ended December 31, 2025, 2024 and 2023 are as follows (dollar values in thousands):

	Year Ended December 31,		
	2025	2024	2023
Finance lease - operating cash flows	\$ 39	\$ 59	\$ 38
Finance lease - financing cash flows	\$ 1,799	\$ 2,405	\$ 2,527
Operating lease - operating cash flows (fixed payments)	\$ 42,118	\$ 46,785	\$ 49,691
New ROU assets - operating leases	\$ 5,336	\$ 3,357	\$ 28,024
Renewals of ROU assets - operating leases	\$ 19,401	\$ 8,811	\$ 44,129
New ROU assets - finance leases	\$ 263	\$ 886	\$ 3,124
	<b>December 31, 2025</b>	<b>December 31, 2024</b>	<b>December 31, 2023</b>
Weighted average remaining lease term - finance leases	1.27 years	1.82 years	2.22 years
Weighted average remaining lease term - operating leases	3.27 years	3.57 years	4.12 years
Weighted average discount rate - finance leases	6.42%	6.16%	5.51%
Weighted average discount rate - operating leases	7.62%	7.27%	6.88%

**TTEC HOLDINGS, INC. AND SUBSIDIARIES**  
**Notes to the Consolidated Financial Statements**

Operating and financing lease right-of-use assets and lease liabilities within our Consolidated Balance Sheet as of December 31, 2025 and 2024 are as follows (in thousands):

Description	Location in Balance Sheet	December 31, 2025	December 31, 2024
<b>Assets</b>			
Operating lease assets	Operating lease assets	\$ 86,064	\$ 91,263
Finance lease assets	Property, plant and equipment, net	1,326	2,709
Total leased assets		<u>\$ 87,390</u>	<u>\$ 93,972</u>
<b>Liabilities</b>			
Current			
Operating	Current operating lease liabilities	\$ 34,188	\$ 33,358
Finance	Other current liabilities	1,099	1,662
Non-current			
Operating	Non-current operating lease liabilities	61,170	71,008
Finance	Other long-term liabilities	274	1,076
Total lease liabilities		<u>\$ 96,731</u>	<u>\$ 107,104</u>

The future minimum operating lease and finance lease payments required under non-cancelable leases as of December 31, 2025 and 2024 are as follows (in thousands):

**December 31, 2025**

	Operating Leases	Sub-lease Income	Finance Leases
Year 1	\$ 41,954	\$ (3,170)	\$ 1,119
Year 2	33,732	(3,244)	251
Year 3	18,409	(2,900)	48
Year 4	8,729	(2,900)	—
Year 5	5,223	(2,900)	—
Thereafter	2,461	(3,686)	—
Total minimum lease payments	<u>\$ 110,508</u>	<u>\$ (18,800)</u>	<u>\$ 1,418</u>
Less imputed interest	(15,150)		(45)
Total lease liability	<u>\$ 95,358</u>		<u>\$ 1,373</u>

**December 31, 2024**

	Operating Leases	Sub-lease Income	Finance Leases
Year 1	\$ 39,343	\$ (3,476)	\$ 1,699
Year 2	32,980	(965)	1,024
Year 3	27,402	(363)	156
Year 4	12,439	—	—
Year 5	2,936	—	—
Thereafter	3,931	—	—
Total minimum lease payments	<u>\$ 119,031</u>	<u>\$ (4,804)</u>	<u>\$ 2,879</u>
Less imputed interest	(14,665)		(142)
Total lease liability	<u>\$ 104,366</u>		<u>\$ 2,737</u>

From time to time, the Company subleases portions of its leased facilities to third-parties for the remaining terms of the related leases. Sublease income is recognized on a straight-line basis over the term of each sublease. At December 31, 2025, the Company had two sublease agreements in place with remaining terms expiring between 2027 and 2031.

**TTEC HOLDINGS, INC. AND SUBSIDIARIES**  
**Notes to the Consolidated Financial Statements**

**(16) OTHER LONG-TERM LIABILITIES**

The components of Other long-term liabilities as of December 31, 2025 and 2024 are as follows (in thousands):

	<u>December 31, 2025</u>	<u>December 31, 2024</u>
Deferred revenue	\$ 3,140	\$ 4,414
Deferred compensation plan	34,515	34,914
Other	25,177	28,532
Total	<u>\$ 62,832</u>	<u>\$ 67,860</u>

**(17) ACCUMULATED OTHER COMPREHENSIVE INCOME (LOSS)**

The following table presents changes in the accumulated balance for each component of Other comprehensive income (loss), including current period other comprehensive income (loss) and reclassifications out of accumulated other comprehensive income (loss) (in thousands):

	<u>Foreign Currency Translation Adjustment</u>	<u>Derivative Valuation, Net of Tax</u>	<u>Other, Net of Tax</u>	<u>Totals</u>
<b>Accumulated other comprehensive income (loss) at December 31, 2022</b>	<u>\$ (123,734)</u>	<u>\$ 89</u>	<u>\$ (2,656)</u>	<u>\$ (126,301)</u>
Other comprehensive income (loss) before reclassifications	30,891	9,160	(39)	40,012
Amounts reclassified from accumulated other comprehensive income (loss)	(301)	(2,934)	(352)	(3,587)
Net current period other comprehensive (income) loss	<u>30,590</u>	<u>6,226</u>	<u>(391)</u>	<u>36,425</u>
<b>Accumulated other comprehensive income (loss) at December 31, 2023</b>	<u>\$ (93,144)</u>	<u>\$ 6,315</u>	<u>\$ (3,047)</u>	<u>\$ (89,876)</u>
<b>Accumulated other comprehensive income (loss) at December 31, 2023</b>	<u>\$ (93,144)</u>	<u>\$ 6,315</u>	<u>\$ (3,047)</u>	<u>\$ (89,876)</u>
Other comprehensive income (loss) before reclassifications	(30,677)	(9,988)	31	(40,634)
Amounts reclassified from accumulated other comprehensive income (loss)	—	(1,910)	299	(1,611)
Net current period other comprehensive income (loss)	<u>(30,677)</u>	<u>(11,898)</u>	<u>330</u>	<u>(42,245)</u>
<b>Accumulated other comprehensive income (loss) at December 31, 2024</b>	<u>\$ (123,821)</u>	<u>\$ (5,583)</u>	<u>\$ (2,717)</u>	<u>\$ (132,121)</u>
<b>Accumulated other comprehensive income (loss) at December 31, 2024</b>	<u>\$ (123,821)</u>	<u>\$ (5,583)</u>	<u>\$ (2,717)</u>	<u>\$ (132,121)</u>
Other comprehensive income (loss) before reclassifications	22,063	4,384	(7)	26,440
Amounts reclassified from accumulated other comprehensive income (loss)	(517)	(675)	(65)	(1,257)
Net current period other comprehensive income (loss)	<u>21,546</u>	<u>3,709</u>	<u>(72)</u>	<u>25,183</u>
<b>Accumulated other comprehensive income (loss) at December 31, 2025</b>	<u>\$ (102,275)</u>	<u>\$ (1,874)</u>	<u>\$ (2,789)</u>	<u>\$ (106,938)</u>

**TTEC HOLDINGS, INC. AND SUBSIDIARIES**  
**Notes to the Consolidated Financial Statements**

The following table presents the classification and amount of the reclassifications from Accumulated other comprehensive income (loss) to the Consolidated Statements of Comprehensive Income (Loss) (in thousands):

	<u>For the Year Ended December 31,</u>			<u>Statement of Comprehensive Income (Loss) Classification</u>
	<u>2025</u>	<u>2024</u>	<u>2023</u>	
<b>Derivative valuation</b>				
(Gain)/loss on foreign currency forward exchange contracts	\$ 912	\$ 2,582	\$ 3,964	Revenue
Tax effect	(237)	(672)	(1,030)	Provision for income taxes
	<u>\$ 675</u>	<u>\$ 1,910</u>	<u>\$ 2,934</u>	Net income (loss)
<b>Other</b>				
Actuarial loss on defined benefit plan	\$ 72	\$ (349)	\$ 391	Cost of services
Gain on liquidation	—	19	—	Other income (expense), net
Tax effect	(7)	31	(39)	Provision for income taxes
	<u>\$ 65</u>	<u>\$ (299)</u>	<u>\$ 352</u>	Net income (loss)

**(18) WEIGHTED AVERAGE SHARE COUNTS**

The following table sets forth the computation of basic and diluted shares for the periods indicated (in thousands):

	<u>Year Ended December 31,</u>		
	<u>2025</u>	<u>2024</u>	<u>2023</u>
Shares used in basic earnings per share calculation	48,211	47,614	47,335
Effect of dilutive securities:			
Restricted stock units	—	—	78
Performance-based restricted stock units	—	—	6
Total effects of dilutive securities	—	—	84
Shares used in dilutive earnings per share calculation	<u>48,211</u>	<u>47,614</u>	<u>47,419</u>

For the years ended December 31, 2025, 2024 and 2023, restricted stock units of 3.2 million, 2.6 million, and 0.9 million, respectively, were outstanding but not included in the computation of diluted net income per share because the effect would have been anti-dilutive.

**(19) EMPLOYEE COMPENSATION PLANS**

**Employee Benefit Plan**

The Company currently has a 401(k) profit-sharing plan that allows participation by U.S. employees who have completed six months of service, as defined, and are 21 years of age or older. Participants may defer up to 75% of their gross pay, up to a maximum limit determined by U.S. federal law. Participants are also eligible for a matching contribution. The Company may from time to time, at its discretion, make a “matching contribution” based on the amount and rate of the elective deferrals. The Company determines how much, if any, it will contribute for each dollar of elective deferrals. Participants vest in matching contributions over a three-year period. Company matching contributions to the 401(k) plan(s) totaled \$9.6 million, \$9.4 million and \$11.6 million for the years ended December 31, 2025, 2024 and 2023, respectively.

**TTEC HOLDINGS, INC. AND SUBSIDIARIES**  
**Notes to the Consolidated Financial Statements**

**Equity Compensation Plans**

In February 2020, the Company adopted the TTEC Holdings, Inc., 2020 Equity Incentive Plan (the “2020 Plan”), which permits awards of incentive stock options, non-qualified stock options, stock appreciation rights, shares of restricted common stock, performance stock units and restricted stock units. The 2020 Plan will also provide for annual equity-based compensation grants to members of the Company’s Board of Directors. Options granted to employees under the 2020 Plan generally vest over three to five years and have a contractual life of ten years. Options issued to Directors vest over one year and have a contractual life of ten years. At the 2020 Annual Stockholder Meeting, the Company received shareholder approval for the 2020 Plan, including 4.0 million shares of common stock to be reserved for issuance under the Plan. At the 2024 Annual Stockholder Meeting, the Company received shareholder approval for an additional 4.5 million shares of TTEC common stock to be reserved for future issuance under the Plan.

The following table presents the total equity-based compensation expense (stock options and RSUs) for the years ended December 31, 2025, 2024 and 2023 (in thousands):

	<u>Year Ended December 31,</u>		
	<u>2025</u>	<u>2024</u>	<u>2023</u>
Equity-based compensation expense recognized in Cost of services	\$ 4,705	\$ 7,237	\$ 9,766
Equity-based compensation expense recognized in Selling, general and administrative	8,736	11,453	12,305
<b>Total equity-based compensation expense</b>	<b>\$ 13,441</b>	<b>\$ 18,690</b>	<b>\$ 22,071</b>
<b>Total tax benefit recognized</b>	<b>\$ 1,148</b>	<b>\$ 747</b>	<b>\$ 2,329</b>

*Restricted Stock Units*

*2023, 2024 and 2025 RSU Awards:* The Company granted RSUs in 2023, 2024 and 2025 to new and existing employees that vest over three to five years. The Company also granted RSUs in 2023, 2024 and 2025 to members of the Board of Directors that vest over one year.

*Summary of RSUs:* Settlement of the RSUs shall be made in shares of the Company’s common stock by delivery of one share of common stock for each RSU then being settled. The Company calculates the fair value for RSUs based on the closing price of the Company’s stock on the date of grant and records compensation expense over the vesting period using a straight-line method. The Company factors an estimated forfeiture rate in calculating compensation expense on RSUs and adjusts for actual forfeitures upon the vesting of each tranche of RSUs. The Company also factors in the present value of the estimated dividend payments that will have accrued as these RSUs are vesting.

The weighted average grant-date fair value of RSUs, including performance-based RSUs, granted during the years ended December 31, 2025, 2024, and 2023 was \$4.36, \$6.55, and \$33.34, respectively. The total intrinsic value and fair value of RSUs vested during the years ended December 31, 2025, 2024, and 2023 was \$15.6 million, \$22.6 million, and \$17.7 million, respectively.

*Performance Based Restricted Stock Unit Grants*

During 2021, the Company awarded performance-based RSUs (“PRSUs”) that were subject to service and performance vesting conditions. If defined minimum targets were met, the annual value of the PRSUs issued would be between \$1.2 million and \$4.9 million and vest immediately in 2024. If the defined minimum targets were not met, then no shares would be issued. The number of shares that were awarded was based on the Company’s annual revenue and adjusted operating income for the fiscal year 2023. The Company recognized compensation expense related to the 2021 PRSUs of \$0.7 million for the year ended December 31, 2023 with 7,452 shares issued in March 2024.

**TTEC HOLDINGS, INC. AND SUBSIDIARIES**  
**Notes to the Consolidated Financial Statements**

During 2022, the Company granted awards of two different PRSU programs that were subject to service and performance vesting conditions: ordinary course annual PRSUs and one-time stretch financial goals PRSUs. For the ordinary course annual PRSUs, if defined minimum targets were met, the annual value of the PRSUs issued would have been between \$0.9 million and \$3.5 million and the PRSUs would have vested in March 2025. If the defined minimum targets were not met, then no shares would be issued. The number of shares that would have been awarded would have been based on the Company's annual revenue and adjusted EBITDA for the fiscal year 2024. For the 2022 ordinary course annual PRSUs, no shares were issued in March 2025 as defined minimum targets were not met. For the one-time stretch financial goals PRSUs, if defined minimum targets at TTEC Engage and TTEC Digital business segments' levels were met, the number of shares of PRSUs issued would be between 0.0 million shares and 0.5 million shares and would vest immediately in March 2026. If the defined minimum targets were not met, then no shares would be issued. The number of shares to be awarded would be based on the TTEC Engage and TTEC Digital business segments' annual revenue and adjusted EBITDA for the fiscal year 2025. The Company did not recognize any compensation expense related to these awards for the year ended December 31, 2025, as defined minimum targets were not met.

During 2023, the Company awarded PRSUs that are subject to service and performance vesting conditions. If defined minimum targets were met, the annual value of the PRSUs issued would be between zero and \$8.9 million and would vest immediately in 2026. If the defined minimum targets were not met, then no shares would be issued. The number of shares that would be awarded would be based on the Company's annual revenue and adjusted EBITDA for fiscal year 2025. The Company did not recognize any compensation expense related to these awards for the year ended December 31, 2025, as defined minimum targets were not met.

During 2024, the Company awarded PRSUs to senior executives that are subject to service and performance vesting conditions. If defined minimum targets are met, the Company will issue PRSUs with an annual value between zero and \$5.9 million that vest in 2026. If the defined minimum targets are not met, then no PRSUs will be issued. The number of PRSUs awarded will be based on the Company's annual revenue and adjusted EBITDA for fiscal year 2026 and on TTEC Digital's annual revenue and adjusted EBITDA for fiscal year 2026. Expense for these awards will begin at the start of the requisite service period, beginning January 1, 2026.

A summary of the status of the Company's non-vested RSUs and PRSUs and activity for the year ended December 31, 2025 is as follows:

	<u>Shares</u>	<u>Weighted Average Grant Date Fair Value</u>
Unvested as of December 31, 2024	4,245,246	\$ 14.13
Granted	863,040	\$ 4.36
Vested	(1,105,963)	\$ 14.06
Cancellations/expirations	(523,382)	\$ 13.81
Unvested as of December 31, 2025	<u>3,478,941</u>	<u>\$ 11.64</u>

Beginning in the third quarter of 2024, all vesting will be from the 2020 equity plan and new common shares will be issued. As of December 31, 2025, there was approximately \$16.0 million of total unrecognized compensation expense and approximately \$12.5 million in total intrinsic value related to non-vested RSU grants. The unrecognized compensation expense will be recognized over the remaining weighted-average vesting period of 1.3 years using the straight-line method.

**TTEC HOLDINGS, INC. AND SUBSIDIARIES**  
**Notes to the Consolidated Financial Statements**

**(20) NON-QUALIFIED DEFERRED COMPENSATION PLAN**

The Company maintains a non-qualified deferred compensation plan for executive officers and other eligible employees that permits such employees to defer a portion of their compensation, on a pretax basis, until after their termination of employment (the “NQ Deferred Compensation Plan”). The Plan allows for deferral of up to 75% of a participant’s base salary, bonus, commissions, and any amounts that U.S. highly compensated employees are limited from contributing into TTEC’s Deferred Tax Retirement Savings Plan (the “401K Plan”). All amounts deferred under the Plan are unfunded, unsecured obligations and are recorded within Other long-term liabilities in the accompanying Consolidated Balance Sheets. In the event of bankruptcy, the assets of this plan are available to satisfy the claims of general creditors. Participants may choose among alternative earnings rates for the amounts they defer, which are primarily based on investment options within the 401K Plan. Amounts contributed and deferred under the Plan are credited or charged with the performance of investment options offered under the plan as elected by the participants. The Company manages the risk of changes in the fair value of the liability for deferred compensation by electing to match its liability under the plan with investment vehicles that offset a portion of its exposure including a Company owned life insurance policy held in a rabbi trust. In the fourth quarter of 2024 the Company suspended additional deferrals into the Plan for 2025 and until further notice.

**(21) RELATED PARTY TRANSACTIONS**

The Company entered into an agreement under which Avion, LLC (“Avion”) and Airmax LLC (“Airmax”) provide certain aviation flight services as requested by the Company. Such services include the use of an aircraft and flight crew. Kenneth D. Tuchman, Chairman and Chief Executive Officer of the Company, has an indirect 100% beneficial ownership interest in Avion and Airmax. During 2025, 2024 and 2023, the Company expensed \$0.8 million, \$0.6 million and \$1.0 million, respectively, to Avion and Airmax for services provided to the Company. There was \$0.2 million in payments due and outstanding to Avion and Airmax as of December 31, 2025.

In 2025, the Company entered into service agreements with Mantucket Capital Management Corporation (“Mantucket”) to provide staff augmentation and cloud migration services. Kenneth D. Tuchman, Chairman and Chief Executive Officer of the Company, has a 100% beneficial ownership interest in Mantucket. During the year ended December 31, 2025, the Company recognized revenue under these agreements of \$0.2 million.

Ms. Michelle Swanback, former President of the Company, whose resignation was effective on December 31, 2024, is a member of the board of directors of WTW (NYSE:WTW) (aka “Willis”), that provides compensation consulting and insurance brokerage services to the Company. During the year ended December 31, 2024, the Company expensed \$2.8 million for these services.

## Summary of Employment Terms

CARLOS M. DEAN

*Mr. Dean's employment and compensation arrangements with the company are documented via ordinary course offer letter and incentive plan documents that apply to his employment; he does not have a formal employment agreement with the company. Hence, for purposes of this disclosure, the terms of Mr. Dean's employment are presented in this Summary of Employment Terms format.*

- **EMPLOYER:** TTEC Services Corporation ("TTEC")
- **ROLE/TITLE:** Chief Accounting Officer/GVP, Chief Accounting Officer
- **COMPENSATION:**
  - **Base Salary:** \$285,000 per annum, payable bi-monthly.
  - **New Hire Equity Grant:** Fair market equity grant in TTEC restricted stock units ("RSUs") equal in value to \$175,000, as of close of market on the date of the grant; vested over five years with 40% of the grant vesting on the 2<sup>nd</sup> anniversary of the start of employment, and subsequent vesting of 20% each, occurring on the 3<sup>rd</sup>, 4<sup>th</sup>, and 5<sup>th</sup> anniversary of start of employment.
  - **Variable Incentive Pay (VIP):** Eligible for cash bonus of up to 35% of annual Base Salary, based on TTEC's annual performance targets, and individual performance goals, as set by the CFO and approved by the Compensation Committee of the Board; no guaranteed minimum, with overfunding possible based on performance of the business.
  - **Equity Incentive Pay:** Eligible for annual equity grant of up to 35% of Base Salary at target, vesting in equal tranches over a 3-year period, with the actual value of the grant to be determined based on individual performance, and the performance of the company. Annual incentive grants are discretionary, not guaranteed, and are subject to the approval of the Compensation Committee of TTEC's Board of Directors. The use of the RSUs, as part of the annual equity grant, is also discretionary and may be replaced with other equity instruments or cash, at the discretion of the Compensation Committee of the Board.
- **SEVERANCE:** On involuntary separation without cause, and subject to standard releases, eligible for severance pay equal to three weeks of then current base salary for each year of service subject to a minimum severance of 12 weeks and a maximum severance of 30 weeks.
- **RESTRICTIVE COVENANTS:** Mr. Dean is subject to customary non-disclosure and non-disparagement undertakings; - and client and employees non-solicitation undertakings for one year from separation from the company (regardless of reasons for separation) and limited to his scope of responsibilities around the globe. Because of Mr. Dean's global executive role, the client and employee non-solicitation restrictions are broad to include TTEC clients and potential clients (those whom TTEC served or marketed to during Mr. Dean's term of employment) and employees around the globe.
- **TERM AND TERMINATION:** Employment *at will* effective November 10, 2025, subject to customary notice requirements.

## List of Subsidiaries

<b>Subsidiary</b>	<b>Jurisdiction</b>
TTEC Services Corporation	Nevada, USA
TTEC Government Solutions, LLC	Colorado, USA
TTEC Digital, LLC	Texas, USA
TTEC Healthcare Solutions, Inc.	Delaware, USA
TTEC Financial Services Management, LLC	Delaware, USA
Percepta, LLC	Delaware, USA
TTEC Canada Solutions, Inc.	Canada
TTEC Digital Canada, Inc.	Canada
TTEC Europe B.V.	Netherlands
TTEC B.V.	Netherlands
TTEC CX Solutions Mexico, S.A. de C.V.	Mexico
TTEC India Customer Solutions Private Limited	India
TTEC Digital Analytics India LLP	India
TTEC Brasil Servicos Ltda.	Brazil
TTEC Eastern Europe EAD	Bulgaria
TTEC International Pty Ltd.	NSW, Australia
AZTech Labs Pty Ltd.	Australia
TTEC Customer Care Management Philippines, Inc.	Philippines
TTEC Customer Care Management – Philippine Branch	Philippines
TTEC Consulting (UK) Limited	United Kingdom
TTEC (UK) Solutions Limited	United Kingdom
TTEC Customer Care Management (Ireland) Limited	Ireland
TTEC Technology Ireland, Limited	Ireland
TTEC Europe B.V. Spolka z Organiczona Odpowiedzialnoscia Oddzial w Polsce	Poland
TTEC Solutions South Africa Proprietary Limited	South Africa
TTEC Egypt LLC	Egypt
Aegean TTEC Solutions Single Member IKE	Greece
TTEC CX Solutions Colombia S.A.S.	Colombia
TTEC CX Solutions Malaysia SDN. BHD	Malaysia

**Consent of Independent Registered Public Accounting Firm**

We hereby consent to the incorporation by reference in the Registration Statements on Form S-8 (Nos. 333-167300, 333-239003, 333-279972) of TTEC Holdings, Inc. of our report dated February 26, 2026 relating to the financial statements and the effectiveness of internal control over financial reporting, which appears in this Form 10-K.

/s/ PricewaterhouseCoopers LLP

Dallas, Texas  
February 26, 2026

**POWER OF ATTORNEY**

Each person whose signature appears below does hereby make, constitute and appoint each of Kenneth D. Tuchman, Kenneth R. Wagers, III and Margaret B. McLean, acting individually, as such person's true and lawful attorney-in-fact and agent, with full power of substitution, re-substitution and revocation to execute, deliver and file with the U.S. Securities and Exchange Commission, and the securities regulatory agency in other countries where a registration or filing may be necessary or advised in connection with any offering of the Company's securities, including but not limited to: Australia, Brazil, Bulgaria, Canada, Colombia, Egypt, Greece, India, Ireland, Malaysia, Mexico, New Zealand, the Philippines, Poland, Singapore, South Africa, the Netherlands, and the United Kingdom, for and on such person's behalf, and in any and all capacities,

1. The Annual Report on Form 10-K of TTEC Holdings, Inc. for the year ended December 31, 2025, any and all amendments (including post-effective amendments) thereto with all exhibits thereto and other documents in connection therewith, or foreign jurisdiction equivalent reports and statements;
2. A Prospectus for use in the member nations of the European Union pursuant to the EU Prospectus Directions and any and all amendments thereto, with all exhibits and other documents in connection therewith; and
3. Such annual or other periodic reports on business, prospects, financial and results of operations as may be required in any such other country granting unto each of said attorneys-in-fact and agents full power and authority to do and perform each and every act and thing requisite and necessary to be done as fully to all intents and purposes as such person might or could do in person, hereby ratifying and confirming all that said attorney-in-fact and agent or such person's substitute or substitutes may lawfully do or cause to be done by virtue hereof.

<u>/s/ Kenneth D. Tuchman</u> Kenneth D. Tuchman	Feb. 18, 2026	<u>/s/ Steven J. Anenen</u> Steven J. Anenen	Feb. 18, 2026
---	---------------	---	---------------

<u>/s/ Tracy L. Bahl</u> Tracy L. Bahl	Feb. 18, 2026	<u>/s/ Gregory A. Conley</u> Gregory A. Conley	Feb. 18, 2026
---	---------------	---	---------------

<u>/s/ Robert N. Frerichs</u> Robert N. Frerichs	Feb. 18, 2026	<u>/s/ Marc L. Holtzman</u> Marc L. Holtzman	Feb. 18, 2026
---	---------------	---	---------------

<u>/s/Gina L. Loften</u> Gina L. Loften	Feb. 18, 2026		
--	---------------	--	--







**Written Statement of Chief Financial Officer  
Pursuant to Section 906  
of the Sarbanes-Oxley Act of 2002 (18 U.S.C. Section 1350)**

The undersigned, the Chief Financial Officer of TTEC Holdings, Inc. (the "Company"), hereby certifies that, to his knowledge on the date hereof:

- a. The Annual Report on Form 10-K of the Company for the year ended December 31, 2025 filed on the date hereof with the Securities and Exchange Commission (the "Report") fully complies with the requirements of Section 13(a) or 15(d) of the Securities Exchange Act of 1934; and
- b. The information contained in the Report fairly presents, in all material respects, the financial condition and results of operations of the Company.

By: \_\_\_\_\_  
/s/ Kenneth R. Wagers, III  
Kenneth R. Wagers, III  
Chief Financial Officer

Date: February 26, 2026

THIS PAGE INTENTIONALLY LEFT BLANK

# Corporate Information

## Directors

### **Kenneth D. Tuchman**

Founder, Chairman of the Board

### **Steven J. Anenen**

Former Director, DealerSocket; former Director and CEO, CDK Global, Inc.; former President, ADP Dealer Services

### **Tracy L. Bahl**

Director, Glooko, Inc.; Director, Andros; former Director, Gustavus Adolphus College and MedExpress; Managing Partner, Valtruis; Partner, Healthcare Group, Welsh, Carson, Anderson & Stowe; former President and CEO, OneOncology; former EVP, Health Plans, CVS Health; former CEO, Uniprise, a UHG company

### **Gregory A. Conley**

Director, CSG International, Inc.; Director, Travelport Worldwide, Ltd.; former Director HaulHoud.com; former CEO, Aha! Software; former CEO, Odyssey Group, SA; former President and CEO, Verio, Inc.; former President and CEO, Tanning Technology Corporation

### **Robert N. Frerichs**

Director, Wedgewood Enterprises; former Director, Merkle, Inc. and Cyandia, Inc.; former Chairman, Accenture, Inc.; former Chairman, Aricent Group; former Chairman, Avanade

### **Marc L. Holtzman**

Director, FIGX Capital Acquisition; Director, Rwanda Capital Market Authority; Director, Victoria Falls International Financial Center; former Director, Duddell Street Acquisition Corp.; former Director, FTI Consulting; former Chairman, Bank of Kigali; former Chairman, CBZ Holdings Limited; former Chairman, Astana Financial Services Authority; former CEO, KazKommertsBank; former Chairman, Meridian Capital HK; former Vice Chairman, Barclays Capital

### **Gina L. Loften**

Director, TIAA; Director, Thoughtworks Holding, Inc.; Director, Foursquare Labs Inc.; former Director, Modernizing Medicine, Inc.; former Director, Interwell Health; former CTO, Microsoft USA; former Global Consulting Leader, IBM; former Director, Rise Against Hunger

### **Audit Committee**

Gregory A. Conley, *Chair*  
Steven J. Anenen  
Robert N. Frerichs

### **Compensation Committee**

Tracy L. Bahl, *Chair*  
Gregory A. Conley  
Robert N. Frerichs  
Gina L. Loften

### **Nominating and Governance Committee**

Robert N. Frerichs, *Chair*  
Steven J. Anenen  
Marc L. Holtzman

### **Security and Technology Committee**

Steven J. Anenen, *Chair*  
Gregory A. Conley  
Gina L. Loften

### **Executive Committee**

Kenneth D. Tuchman, *Chair*  
Steven J. Anenen  
Tracy L. Bahl  
Robert N. Frerichs

### **Stock Listing**

NASDAQ Global Select Market  
Symbol: TTEC

### **Website**

ttec.com

### **2026 Annual Meeting of Stockholders**

to be held virtually at  
[www.virtualshareholdermeeting.com/TTEC2026](http://www.virtualshareholdermeeting.com/TTEC2026)  
on Thursday, May 21, 2026  
beginning at 10:00 a.m. CDT

### **Transfer Agent and Registrar**

Broadridge Shareholder Services  
C/O Broadridge Corporate Issuer Solutions  
1155 Long Island Avenue  
Edgewood, NY 11717-8309  
Telephone: 855.206.5002  
Facsimile: 215.553.5402  
Email: [shareholder@broadridge.com](mailto:shareholder@broadridge.com)

### **Investor Information**

Investor information, including TTEC's Annual Report, press releases and filings with the U.S. Securities and Exchange Commission, may be obtained from TTEC's website, [ttec.com](http://ttec.com) or by contacting TTEC Investor Relations at: [investor.relations@ttec.com](mailto:investor.relations@ttec.com)

### **Independent Accountants**

PricewaterhouseCoopers LLP  
Denver, Colorado

## Our Executive Leadership Team

### **Kenneth D. Tuchman**

Chairman and Chief Executive Officer

### **Kenneth "Kenny" R. Wagers, III**

Chief Financial Officer

### **Chris J. Brown**

President, TTEC Digital

### **John P. Abou**

President, TTEC Engage

### **Margaret B. McLean**

Chief Legal & Risk Officer

### **Laura L. Butler**

Chief People Officer

### **Robert "Rob" E. Dravenstott**

Chief Information Officer

### **David J. Seybold**

CEO, TTEC Digital (stepped down as of April 30, 2026)

## Our Impact and Sustainability commitment

The TTEC executive leadership team details our Impact and Sustainability mandates and highlights the major enhancements made in 2025 to enhance accountability and transparency. [ttec.com/about-us/impact-and-sustainability-report](http://ttec.com/about-us/impact-and-sustainability-report)



### **Employer of Choice**

At TTEC, our people are our greatest strength. We believe in creating an environment where every employee thrives, grows, and takes ownership of their own professional journey.

### **Partner of Choice**

TTEC's governance framework represents a gold standard of corporate accountability designed to ensure ethical conduct and principled leadership at every organizational level.

### **Provider of Choice**

We recognize our responsibility to protect our planet — our most precious shared resource. Our environmental commitment is comprehensive and driven by sustainable business practices woven into the fabric of our strategy.

### **TTEC Priorities**

We improved transparency through the Task Force on Climate-related Financial Disclosures (TCFD), United Nations Sustainable Development Goals (UNSDG), and Sustainability Accounting Standards Board (SASB) frameworks.

### **Awards**

TTEC stands at the forefront of customer experience innovation, recognized by industry trade groups for excellence in operational performance, employee engagement, and workplace innovation.







## About TTEC

TTEC (pronounced T-TEC) Holdings, Inc. (NASDAQ:TTEC) is a leading global CX (customer experience) technology and services innovator for AI-enabled digital CX solutions. Serving iconic and disruptive brands, TTEC's outcome-based solutions span the entire enterprise, touch every virtual interaction channel, and improve each step of the customer journey. Leveraging next-gen digital technology, the Company's TTEC Digital business designs, builds, and operates omnichannel contact center technology, CRM, AI and analytics solutions. The company's TTEC Engage business delivers AI-enabled customer engagement, customer acquisition and growth, tech support, back office, and fraud prevention services. Founded in 1982, the company's singular obsession with CX excellence has earned it leading client, customer, and employee satisfaction scores across the globe. The company's employees operate on six continents and bring technology and humanity together to deliver happy customers and differentiated business results. To learn more visit us at [ttec.com](https://ttec.com).



100 Congress Avenue, Suite 1425  
Austin, TX 78701

### **ttec.com**

-  [linkedin.com/company/ttec](https://linkedin.com/company/ttec)
-  [instagram.com/tteclife/](https://instagram.com/tteclife/)
-  [facebook.com/tteclife/](https://facebook.com/tteclife/)
-  [x.com/tteclife](https://x.com/tteclife)
-  [tiktok.com/@tteclife](https://tiktok.com/@tteclife)
-  [youtube.com/c/tteclife](https://youtube.com/c/tteclife)