




CHINA VANADIUM
TITANO-MAGNETITE MINING
COMPANY LIMITED
中國鈮鈦磁鐵礦業有限公司

(Incorporated in the Cayman Islands with limited liability)
(於開曼群島註冊成立之有限公司)
(Stock Code 股份代號：00893)

2025 Annual Report 年報



**CONSOLIDATE
THE FOUNDATION**

with inclusiveness and adaptability

謀定而動 順勢而為

Our Presence 集團版圖



A. Mines 礦

Name 名稱	Location 位置	Area 面積	Type of Resources 資源種類	Resources as at 1 January 2026 (Mt) 於2026年1月1日資源量 (百萬噸)	Average Grade 平均品位	Mining Method 開採方法
A1 Maoling-Yanglongshan Mine 毛嶺—羊龍山鐵礦	Wenchuan County, Sichuan 四川汶川縣	Mining area: 2,7366 sq.km. ⁽⁴⁾ 採礦面積：2.7366平方公里 ⁽⁴⁾	Ordinary magnetite 普通磁鐵礦	90.05 ⁽¹⁾	24.32% TFe 鐵品位24.32%	Underground mining 地下開採
A2 Shigou Gypsum Mine 石溝石膏礦	Hanyuan County, Sichuan 四川漢源縣	Mining area: 0.1228 sq.km. ⁽⁵⁾ 採礦面積：0.1228平方公里 ⁽⁵⁾	Gypsum 石膏	10.37 ⁽²⁾ (Types 331 and 333) (種類331及333)	90.64% Gypsum + Anhydrite 石膏+無水石膏 品位90.64%	Underground mining 地下開採

B. Plant 廠房

Name 名稱	Location 位置	Capacity 產能
B1 Maoling Processing Plant 毛嶺洗選廠	Near the Maoling-Yanglongshan Mine 靠近毛嶺—羊龍山鐵礦	High-grade iron concentrates: 150.0 Ktpa ⁽³⁾ 高品位鐵精礦：150.0千噸／年 ⁽³⁾

⁽¹⁾ Under the JORC Code (2012 Edition) 根據聯合可採儲量委員會規則 (2012年版)

⁽²⁾ Under the Classification for Resources/Reserves of Solid Fuels and Mineral Commodities (GB/T 17766-1999) 根據固體礦產資源／儲量分類 (GB/T 17766-1999)

⁽³⁾ Under the wet basis 根據濕基基準

⁽⁴⁾ Under the mining license issued by the Department of Natural Resources of Sichuan Province on 6 May 2023 for the Maoling-Yanglongshan Mine. 根據四川省自然資源廳於2023年5月6日就毛嶺—羊龍山鐵礦發出的採礦許可證。

⁽⁵⁾ Under the mining license issued by the Department of Natural Resources of Sichuan Province on 12 November 2013 for the Shigou Gypsum Mine. 根據四川省自然資源廳於2013年11月12日就石溝石膏礦發出的採礦許可證。

WE AIM TO BE A TOP-NOTCH ENTERPRISE

打造一流企業

CORE VALUE 核心價值

We deliver with integrity
We explore opportunities
We uphold the essence of
commitment and responsibility
誠信、開拓、責任

VISION 願景

To explore exceptional
potential in mining
中國鐵鈦，
太(鈦)不平凡(鋼)

MISSION 使命

We reward shareholders
We care for the community
回報股東，回報社會

CONTENT 目錄

Corporate Information 公司資料	2
Corporate Profile 公司簡介	4
Financial Highlights 財務摘要	5
Chairman's Statement 主席報告書	6
Management Discussion and Analysis 管理層討論及分析	9
Profile of Directors and Senior Management 董事及高級管理層簡介	38
Directors' Report 董事會報告書	44
Corporate Governance Report 企業管治報告	68
Independent Auditor's Report 獨立核數師報告	105
Consolidated Statement of Profit or Loss and Other Comprehensive Income 綜合損益及其他全面收益表	112
Consolidated Statement of Financial Position 綜合財務狀況表	114
Consolidated Statement of Changes in Equity 綜合股權變動表	116
Consolidated Statement of Cash Flows 綜合現金流量表	118
Notes to the Consolidated Financial Statements 綜合財務報表附註	121
Five-Year Financial Summary 五年財務摘要	249
Glossary 詞彙	252

Corporate Information

公司資料

BOARD OF DIRECTORS Non-executive Director

Mr. Teh Wing Kwan (*Chairman*)

Executive Directors

Mr. Hao Xiemin
(*Chief Executive Officer*)
Mr. Wang Hu

Independent Non-executive Directors

Mr. Yu Haizong
Mr. Liu Yi
Mr. Wu Wen
Mdm. Tang Guoqiong

AUDIT COMMITTEE

Mr. Yu Haizong (*Chairman*)
Mr. Liu Yi
Mr. Wu Wen
Mdm. Tang Guoqiong

REMUNERATION COMMITTEE

Mr. Liu Yi (*Chairman*)
Mr. Yu Haizong
Mr. Wang Hu
Mdm. Tang Guoqiong

NOMINATION COMMITTEE

Mr. Teh Wing Kwan (*Chairman*)
Mr. Yu Haizong
Mr. Liu Yi
Mr. Wu Wen
Mdm. Tang Guoqiong

COMPANY SECRETARY

Mr. Leung Ming Shan, John Bosco

AUTHORISED REPRESENTATIVES

Mr. Wang Hu
Mr. Leung Ming Shan, John Bosco

REGISTERED OFFICE

Cricket Square
Hutchins Drive
P.O. Box 2681
Grand Cayman
KY1-1111
Cayman Islands

PRINCIPAL PLACE OF BUSINESS IN HONG KONG

Suite 3201,32/F
Alexandra House
18 Chater Road
Central, Hong Kong

PRINCIPAL SHARE REGISTRAR AND TRANSFER AGENT

Suntera (Cayman) Limited
Suite 3204, Unit 2A
Block 3, Building D
P.O. Box 1586
Gardenia Court
Camana Bay
Grand Cayman
KY1-1110
Cayman Islands

董事會 非執行董事

鄭永權先生 (*主席*)

執行董事

郝謝敏先生
(*首席執行官*)
王虎先生

獨立非執行董事

余海宗先生
劉毅先生
吳文先生
唐國瓊女士

審核委員會

余海宗先生 (*主席*)
劉毅先生
吳文先生
唐國瓊女士

薪酬委員會

劉毅先生 (*主席*)
余海宗先生
王虎先生
唐國瓊女士

提名委員會

鄭永權先生 (*主席*)
余海宗先生
劉毅先生
吳文先生
唐國瓊女士

公司秘書

梁名山先生

授權代表

王虎先生
梁名山先生

註冊辦事處

Cricket Square
Hutchins Drive
P.O. Box 2681
Grand Cayman
KY1-1111
Cayman Islands

香港主要營業地點

香港中環
遮打道18號
歷山大廈
32樓3201室

主要股份登記及過戶處

Suntera (Cayman)
Limited
Suite 3204, Unit 2A
Block 3, Building D
P.O. Box 1586
Gardenia Court
Camana Bay
Grand Cayman
KY1-1110
Cayman Islands

HONG KONG BRANCH SHARE REGISTRAR AND TRANSFER OFFICE

Computershare Hong Kong
Investor Services Limited
17M Floor, Hopewell Centre
183 Queen's Road East
Wanchai
Hong Kong

AUDITOR

Forvis Mazars CPA Limited
42nd Floor,
Central Plaza
18 Harbour Road
Wanchai
Hong Kong

LEGAL ADVISERS

as to Hong Kong laws:
Llinks Law Offices LLP
Suite 3201, 32/F
Alexandra House
18 Chater Road
Central, Hong Kong

as to Cayman Islands laws:
Conyers Dill & Pearman
29th Floor
One Exchange Square
8 Connaught Place
Central, Hong Kong

INVESTOR RELATIONS CONSULTANT

Qingyuan Yuance Business
Consulting Center
2nd Floor, 25 Dongwei Village
Liantang Village Committee
Yuantan Town, Qingcheng District
Qingyuan City
Guangdong Province, China
Email: ir@chinavtmmining.com

COMPETENT PERSON

BAW Mineral Partners Limited
Unit E 16/F
CNT Tower
338 Hennessy Road
Wanchai
Hong Kong

WEBSITE

www.chinavtmmining.com

STOCK CODE

00893

SHARE INFORMATION

Board lot size: 1,000

FINANCIAL CALENDAR

1 January to 31 December

香港股份登記 及過戶分處

香港中央證券登記
有限公司
香港
灣仔
皇后大道東183號
合和中心17M樓

核數師

富睿瑪澤會計師
事務所有限公司
香港
灣仔
港灣道18號
中環廣場
42樓

法律顧問

關於香港法律：
通力律師事務所有限
法律責任合夥
香港中環
遮打道18號
歷山大廈
32樓3201室

關於開曼群島法律：
康德明律師事務所
香港中環
康樂廣場8號
交易廣場第一期
29樓

投資者關係 顧問

清遠市清城區源潭鎮
遠策企業顧問中心
中國廣東省
清遠市
清城區源潭鎮
連塘村委會
東圍村25號二層
電郵: ir@chinavtmmining.com

合資格人士

寶萬礦產有限公司
香港
灣仔
軒尼詩道338號
北海中心
16樓E室

網站

www.chinavtmmining.com

股份代號

00893

股份資料

每手買賣單位：1,000

財政期間

1月1日至12月31日

Corporate Profile

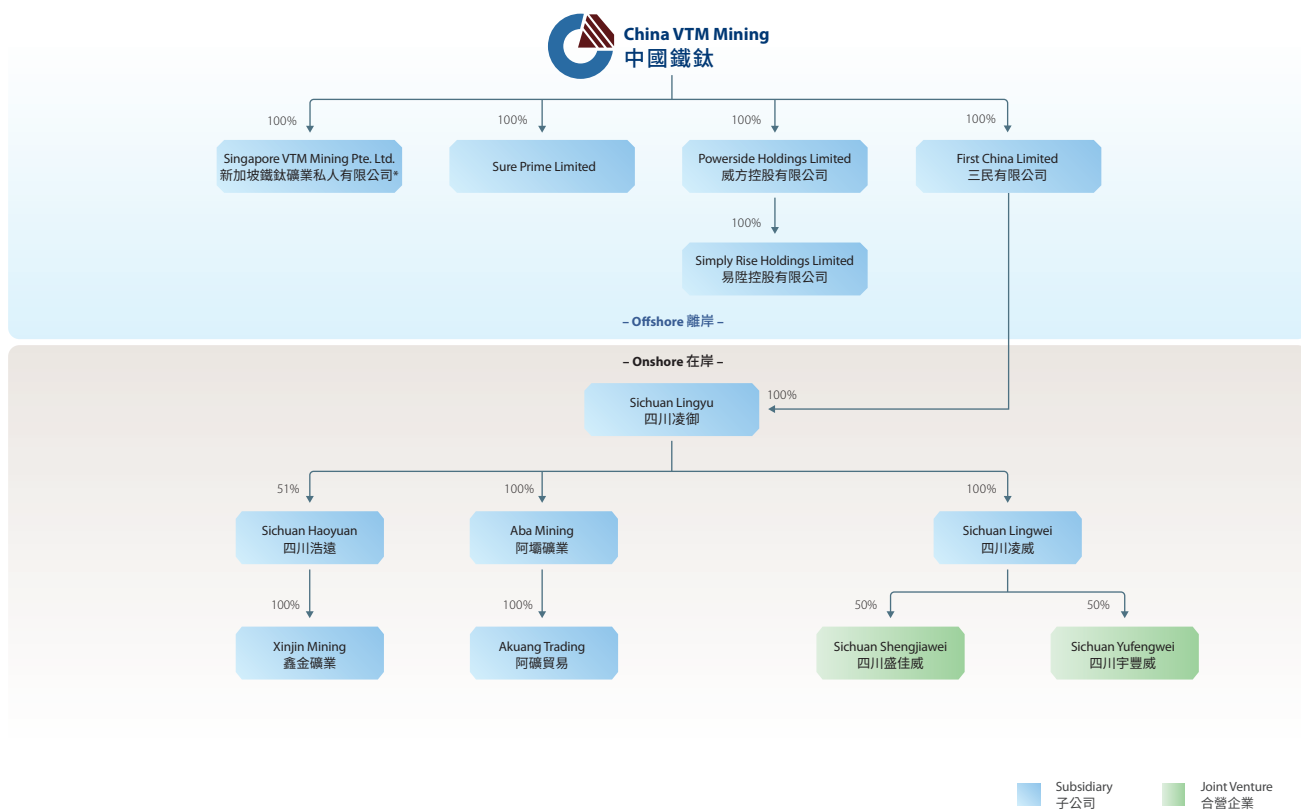
公司簡介

The Company has been listed on the main board of the Hong Kong Stock Exchange since 8 October 2009. During the year ended 31 December 2025, the Group was principally engaged in mining and ore processing, sale of self-produced products, trading of steels, mining facilities management and management of strategic investments. As at 31 December 2025, the Group owned one ordinary iron ore mine (namely the Maoling-Yanglongshan Mine), one gypsum mine (namely the Shigou Gypsum Mine) and one processing plant (namely the Maoling Processing Plant). All mines and processing plant are located in Sichuan Province, China.

As at 31 December 2025, the total number of Shares of the Company in issue was 2,249,015,410 Shares, and the percentage holding of the Company's subsidiaries was as follows:


本公司自2009年10月8日以來一直於香港聯交所主板上市。於截至2025年12月31日止年度，本集團的主要業務為採礦及礦石洗選、銷售自產產品、鋼鐵貿易、礦業設施管理及策略性投資管理。於2025年12月31日，本集團擁有一個普通鐵礦（即毛嶺—羊龍山鐵礦）、一個石膏礦（即石溝石膏礦）及一座洗選廠（即毛嶺洗選廠）。全部礦場及洗選廠均位於中國四川省。

於2025年12月31日，本公司的已發行股份總數為2,249,015,410股，而本公司持有子公司的權益百分比如下：

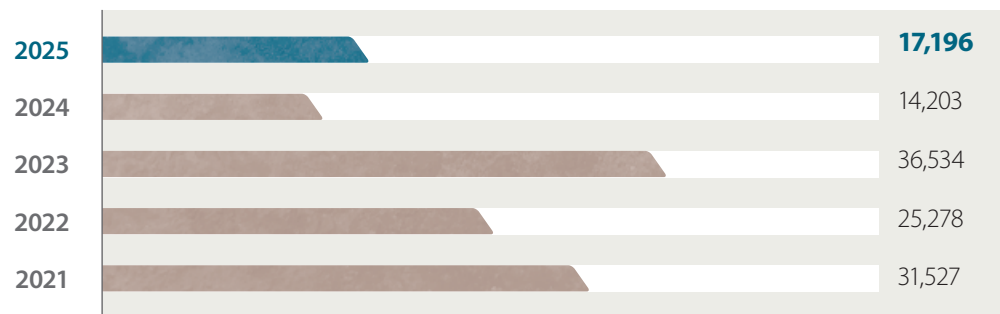


Financial Highlights 財務摘要


REVENUE#
收入#
(RMB'000)
(人民幣千元)




GROSS PROFIT#
毛利#
(RMB'000)
(人民幣千元)



**PROFIT/(LOSS)
ATTRIBUTABLE TO
OWNERS OF THE
COMPANY**
歸屬於本公司
擁有人的利潤／(虧損)
(RMB'000)
(人民幣千元)



**EQUITY ATTRIBUTABLE
TO OWNERS OF THE
COMPANY**
歸屬於本公司
擁有人的權益
(RMB'000)
(人民幣千元)



Included both continuing operations and discontinued operations after elimination of intra-group revenue or profit, whichever is applicable.

包括持續經營業務及已終止經營業務，經抵銷集團內公司間收入或利潤（以適用者為準）。

Chairman's Statement

主席報告書

Teh Wing Kwan
鄭永權

Chairman 主席



Dear Shareholders,

In 2025, we observed that the global economy remained resilient, driven by less restrictive stances in central bank policies, more accommodative financial conditions, and sustained technology investments. Whilst inflation eased and growth stabilised, risks persisted amid geopolitical tensions, trade frictions and policy uncertainties.

At the same time, China met its 5.0% GDP growth target in 2025, driven by exports and well-targeted policy support. However, domestic consumption and investment showed an uneven recovery amid property market challenges.

致各位股東：

於2025年，我們留意到央行政策放寬，金融環境趨向減息，加上科技投資不斷，環球經濟保持着韌性。雖然通脹放緩，增長穩定，惟地緣政治緊張，貿易博弈此起彼落，政策存在不確定性，令致風險縈繞不散。

與此同時，在出口及針對性政策支持的帶動下，中國於2025年達成其5.0%國內生產總值增長目標。然而，國內消費及投資面對房地產市場的挑戰，復甦之路未算平坦。

OVERVIEW

We recorded growth in both revenue and gross profit for FY2025, primarily driven by higher sales volumes of high-grade iron concentrates and increased steels trading activities, despite the temporary suspension of our High-Fe Mining Operation, which are currently going through a major mining site upgrade, as part of our strategic expansion plans.

With a view to sustaining, scaling up and optimising the overall productivity of the High-Fe Mining Operation over a longer term, our major capacity upgrade in 2025 builds upon our earlier resource integration and forms part of our key strategic initiatives designed to progressively increase our annual production capacity of iron concentrates on site, which upon completion, is expected to further strengthen our revenue base and improve our operational performance.

During the year under review, we were able to sustain our revenue from facilities management segment and keep our operating costs low. We received higher guarantee fees, derecognised certain payables and managed our working capital cycles more cautiously.

As a result, we recorded higher net operating cash flows and significantly lower net loss, in the absence of loss on fixed asset disposal and certain one-off expenses.

OUTLOOK AND STRATEGIES

As China enters its next Five-Year Plan period, the steel industry faces ongoing structural changes, and we would have to adapt accordingly – moving from scale-based to value-driven operating models and this was very much expected. Industry players are thus required to further prioritise their investments in higher-quality production and structural optimisation to avoid supply glut, step up green decarbonisation and process digitalisation to better align with sustainability goals.

This transition in the steel industry means continued adjustments across our supply chains, capital expenditure budgets, operating cost structures and competitive positioning, which we will have to adapt proactively and invest in accordingly, amidst a complex operating environment and evolving requirements.

概覽

儘管我們的高品位鐵礦場業務暫停營運，現正按照我們的策略性擴展計劃進行大型礦場升級，惟我們的收入及毛利於2025財政年度均錄得增長，主要源於高品位鐵精礦的銷量上升，以及鋼材貿易活動增加。

為在較長期間內維持、擴大並優化高品位鐵礦場業務的整體生產力，我們於2025年的大型產能升級建基於先前的資源整合，並為我們關鍵策略計劃的一部分，旨在逐步提升現場鐵精礦的年產能；該計劃完成後，預期將進一步鞏固我們的收入基礎並提升營運表現。

於回顧年內，我們有力維持來自設施管理分部的收入，壓低經營成本。我們已收取較高的擔保費，終止確認若干應付款項，更審慎地管理營運資金週期。

因此，在並無產生固定資產出售事項的虧損及若干一次性開支下，我們錄得經營現金流量淨額增加，虧損淨額大幅減少。

前景及戰略

隨着中國進入下一個五年計劃期，鋼鐵業面對持續的結構性轉變，我們必須因時制宜，將經營模式從規模為本轉為以價值驅動，實屬意料之內。因此，業界須進一步將投資優先投放於追求更高質量的生產及結構性優化，避免供應過剩，加快綠色脫碳，推進數碼化，更好地迎合可持續發展目標。

鋼鐵業是次轉型意味着我們的供應鏈、資本開支預算、經營成本結構及競爭定位均持續調整，我們必須在複雜的營商環境及不斷演變的規定中主動適應，並作出相應投資。

Chairman's Statement

主席報告書

The persistent slowdown in the real estate sector in China remains the largest drag on overall steel demand and continues to hold back any possible expansion in such capacity. While we note that certain new measures have recently been put in place to stabilise the housing market, these initiatives may help to optimise existing inventories but are unlikely to push steel demand to previous highs. In this case, we will continue to see uneven demand recovery and price fluctuations.

We sustained our revenues from the facilities management segment in FY2025 and, at the same time, we will continue to improve our technical capabilities and expand our service scope. We are also exploring opportunities to potentially extend this business segment in a more integrated manner, which may span beyond traditional maintenance services, including the evaluation of strategic joint ventures and accretive acquisition plans.

Against this backdrop, while we are managing the progress of our long-term capacity upgrade plans for the High-Fe mine and evaluating several other business plans, we need to maintain our cost competitiveness, improve our operational efficiency, optimise our processes and ensure liquidity resilience. These remain our primary focus and shall prevail over the pursuit of aggressive scale expansion amidst the structural and cyclical changes in the industry.

APPRECIATION

Thank you, shareholders, business partners and bankers, for your continued support. Thank you, board members, management and staff, for your dedication.

Teh Wing Kwan
Chairman

Hong Kong, 27 March 2026

中國房地產業長期放緩持續成為整體鋼鐵需求的最大羈絆，窒礙產能的任何擴展可能。我們注意到近日已推出若干穩定樓市的新措施，或許有利於現有存貨，惟未必能夠帶動鋼鐵需求重拾以往高位。有鑑於此，我們預料需求復甦並非一帆風順，價格仍然出現波動。

於2025財政年度，我們保持來自設施管理分部的收入，同時將會繼續提升我們的技術能力，擴大服務範圍。我們亦一直探索潛在機會，以更加綜合的方式擴展此業務分部，可能會跨越傳統維護服務，包括評估策略性合營企業及增值的收購計劃。


在此背景下，我們現正努力落實高品位鐵礦場的長期產能升級計劃，同時評估若干其他業務計劃，冀能維持成本競爭力，改善營運效率，優化流程，確保強韌的流動性。面對行業的結構性及週期性轉變，此等工作仍為我們的要務，優於進取地追求擴張規模。

致謝

股東、業務夥伴及往來銀行，感謝您們一直支持。各董事、管理人員及員工，感謝您們的辛勤努力。

主席
鄭永權

香港，2026年3月27日



MANAGEMENT
DISCUSSION AND
ANALYSIS

管理層討論及分析

Management Discussion and Analysis

管理層討論及分析

MARKET REVIEW

During the Period, the Group observed the following industry developments and market statistics:

In 2025, the global economy demonstrated notable resilience despite intensified trade tensions, elevated policy uncertainty, and persistent geopolitical risks. Strong technology-driven investment and accommodative financial conditions largely offset headwinds from shifting trade policies and geopolitical uncertainties. Inflation moderated across many advanced economies, though downside risks persisted from trade frictions, fiscal concerns, and climate-related shocks. As a result, global growth is projected at 3.3% in 2026 and 3.2% in 2027, remaining broadly stable relative to the estimated 3.3% in 2025 and reflecting a resilient yet subdued performance.

According to China's National Bureau of Statistics, the preliminary accounting figures for China's gross domestic product ("GDP") in 2025 indicated 5.0% growth, reaching RMB140.19 trillion, thereby successfully achieving the official annual target set by the Chinese Government. This performance was supported by resilient export diversification and targeted policy measures. However, quarterly data revealed moderating momentum, with growth decelerating from 5.4% in 1Q2025 to 4.5% in 4Q2025. Despite the headline achievement, domestic effective demand remained subdued, the recovery in consumption and investment continued to be uneven, and the foundation for sustained, robust growth requires further strengthening and consolidation.

The World Bank Group and the International Monetary Fund ("IMF") project China's economic growth to moderate to 4.4% and 4.5% respectively, reflecting persistent headwinds from property sector adjustment, weaker domestic demand, and global trade uncertainties. Downside risks include prolonged real estate weakness, soft labor markets constraining income growth, and potential external policy shifts. Meanwhile, the World Bank Group emphasizes that China's economic growth in the coming years will increasingly depend on strengthening domestic demand. In addition to short-term fiscal stimulus, advancing structural reforms in the social protection system and creating a stable environment for businesses can help boost household and private sector confidence, support sustainable consumption and investment, and promote more resilient, balanced, high-quality growth.

市場回顧

於本期間內，本集團注意到以下行業發展及市場統計數據：

於2025年，儘管貿易緊張局勢加劇，政策不確定性上升，以及地緣政治風險持續，惟全球經濟展現出強大韌力。龐大的科技驅動型投資與減息的金融環境，大大抵消貿易政策轉變及地緣政治不確定性所產生的阻力。儘管貿易摩擦、財政隱憂及氣候相關衝擊持續帶來下行風險，許多先進經濟體的通脹已經緩和。因此，2026年的全球經濟增長預測為3.3%，2027年為3.2%，與2025年預估的3.3%大致相若，反映經濟表現雖具韌性但仍見疲軟。

根據中國國家統計局，2025年中國國內生產總值（「GDP」）的初步會計數字顯示5.0%增長，達人民幣140.19萬億元，成功達成中國政府訂下的官方年度目標。此表現由韌性的出口多元化及針對性的政策措施支持。然而，季度數據顯示走勢放緩，增長率由2025年第一季度的5.4%減速至2025年第四季度的4.5%。儘管成績耀眼，惟實質內需仍然疲弱，消費及投資的復甦持續失衡，持續而穩健的增長基調仍需進一步鞏固及整合。

世界銀行集團及國際貨幣基金組織（「IMF」）分別預測中國經濟增長將放緩至4.4%及4.5%，反映房地產行業調整、內需轉弱及全球貿易不確定性持續構成壓力。下行風險包括房地產市場長時間偏軟，勞動市場疲弱限制收入增長，以及外部政策變動的潛在影響。與此同時，世界銀行集團指出，未來數年中國經濟增長將越來越取決於加強內需。除短期財政刺激措施外，推進社會保障體系的結構性改革，以及營造穩定的營商環境，均有助提振家庭及民營企業的信心，支持可持續的消費及投資，促進更具韌性、平衡及高質量的增長。

Management Discussion and Analysis 管理層討論及分析

In 2025, China's steel industry faced ongoing pressure from the protracted downturn in the property sector, leading to reduced demand for construction steel. Steel consumption declined notably, with overall apparent steel demand estimated to have fallen amid weak infrastructure and real estate activity. The industry continued to implement production controls in line with government policies on energy saving and carbon reduction. Crude steel production for the full year 2025 decreased by 4.4% to 960.8 million tonnes, marking the lowest level since 2018. Oversupply persisted despite output curbs, and the manufacturing sector provided partial offset, though the industry will continue facing challenges heading into 2026 as demand is expected to moderate further.

China's steel prices remained weak throughout 2025, featuring an 'inverted N' trend with a year-over-year decline in the annual average but noticeably narrower volatility than in 2024, resulting in relative market stability. The Chinese Steel Price Index ("CSPI") decreased from 96.09 in January 2025 to 92.03 in December 2025, representing a 4.2% year-over-year decrease. The downward pressure stemmed mainly from persistent oversupply, weak real estate demand, seasonal off-peak effects, and a supply-demand imbalance that dominated the market, driving steady declines in 1H2025 and reaching the bottom 90.10 in June 2025. A significant rebound in July 2025 was driven by expectations of "anti-involution" policies to curb excessive competition and overcapacity, but slower-than-expected demand recovery limited its duration, leading to narrow consolidation in December 2025.

In 2025, China's Purchasing Managers' Index ("PMI") demonstrated an unsteady downward trend, however, it remained mostly above the 50% threshold, indicating generally stable to mildly expanding production and business activities amid policy support and economic fluctuations. Notably, the PMI for the Chinese steel sector was 46.3% in December 2025, which stood in stark contrast to the broader favorable market environment; thus indicating that the steel industry continues to face substantial pressure from weak domestic consumption, excess capacity, seasonal winter slowdowns, and subdued real estate activity.

於2025年，中國鋼鐵業持續面對房地產業長期低迷所帶來的壓力，導致建築用鋼需求減少。在基建及房地產活動疲弱的背景下，估計整體表觀鋼鐵需求會呈現跌勢，鋼鐵消耗顯著下滑。行業繼續配合政府節能減排政策實施生產管控。2025年全年粗鋼產量減少4.4%至9.608億噸，為2018年以來最低水平。儘管實施產能限制，惟供過於求持續，製造業需求雖已吸納部分供應，但預期需求將進一步放緩，行業踏入2026年仍將挑戰重重。

中國鋼材價格在2025年持續偏軟，呈「倒N型」走勢，全年平均數按年下跌，惟波幅已較2024年顯著收窄，市場趨向穩定。中國鋼材價格指數（「CSPI」）自2025年1月的96.09下跌至2025年12月的92.03，按年跌幅為4.2%。下行壓力主要源於持續的供過於求、房地產需求疲弱、季節性淡季效應，以及主導市場的供需失衡，形成2025年上半年的逐步下跌，並於2025年6月觸及最低位90.10。2025年7月因市場預期將推出「反內捲」政策以遏制過度競爭與產能過剩，帶動指數顯著反彈，然而需求復甦速度未如預期，使反彈持續時間有限，最終於2025年12月進入窄幅整固階段。

於2025年，中國採購經理人指數（「PMI」）呈現波動性下行趨勢，但多數時間維持在50%門檻之上，顯示在政策支持及經濟波動的背景下，整體生產及商業活動保持穩定至溫和擴張。值得注意的是，中國鋼鐵業的2025年12月PMI為46.3%，與整體利好的市場環境形成鮮明對比，顯示鋼鐵業持續面對內需疲弱、產能過剩、冬季季節性放緩及房地產活動低迷等多重壓力。

Management Discussion and Analysis

管理層討論及分析

In 2025, China introduced comprehensive policy measures to stabilise growth and advance high-quality development in the steel industry. The Steel Industry Steady Growth Work Plan* (2025-2026), jointly released by five Ministries, including the Ministry of Industry and Information Technology (“MIIT”), targets an average annual added value growth of about 4% over the two-year period. The Plan emphasizes strict control on new capacity, differentiated output management, reorganizations, ultra-low emissions retrofits, expanded downstream steel applications, high-end product development and enhanced export coordination. Complementing with the Plan, the Updated Steel Industry Norms* (2025 Edition) by MIIT impose stricter environmental, energy efficiency and technical standards, meanwhile mandating phased elimination of outdated capacity and support further consolidation, improving competitiveness and structural efficiency. Collectively, these measures aim to address supply-demand imbalances, accelerate green and low-carbon transition, and support sustainable industry restructuring.

According to the 2025 China Property Management Market Summary & 2026 Trends Outlook*, released by the China Index Academy, China's property management industry in 2025 shifted from scale-driven expansion to rational, quality-oriented development amid continued real estate adjustments and the 14th to the 15th Five-Year Plan transition. In August 2025, the State Council of the People's Republic of China issued the Opinions on Promoting High-Quality Urban Development*, positioning property management as integral to improving urban living standards, strengthening grassroots governance and supporting integrated urban renewal, in line with the broader shift toward people-centered, high-quality urbanization.

Looking ahead to 2026, as China embarks on its 15th Five-Year Plan, the steel industry is likely to undergo significant transformations. Greater emphasis is anticipated on product structure upgrading, green transformation, digitalization and intelligent manufacturing, alongside measures aimed at enhancing operational efficiency and profitability. These structural reforms are expected to strengthen industry resilience and competitiveness amid a challenging global environment.

2025年，中國推出全方位政策措施穩定鋼鐵行業的增長及促進高質量發展。包括工業和信息化部（「工信部」）在內的五部門聯合發佈的《鋼鐵行業穩增長工作方案（2025-2026年）》明確於該兩年期間增加值年均增長4%左右。該方案嚴禁新增產能，分級分類管理，優化產業結構，超低排放改造，擴大下游鋼鐵應用，高端化產品開發，以及優化出口結構。為完善該方案，工信部發佈的《鋼鐵行業規範條件（2025年版）》實施更嚴格的環境、能源效益及技術標準，同時強制分階段淘汰落後產能，鼓勵進一步整合，以提高競爭力及結構性效能。透過兩者結合，此等措施旨在處理供求失衡，加快行業綠色及低碳轉型，支持可持續的行業結構改造。

根據中國指數研究院發佈的《2025中國物業管理市場總結&2026趨勢展望》，2025年中國物業管理行業在房地產市場持續調整及「十四五」向「十五五」規劃過渡的背景下，發展模式由規模驅動逐步轉向理性及質量導向的發展。2025年8月，中華人民共和國國務院發佈《關於推動城市高質量發展的意見》，明確將物業管理定位為提升城市人居品質、加強基層治理及推動城市更新一體化建設的重要組成部分，此舉與以人民為中心、推動高質量城鎮化發展的政策導向相契合。

展望2026年，隨着中國正式步入「十五五」規劃時期，鋼鐵行業很可能迎來重要轉型。預料行業將更著重於產品結構升級、綠色轉型、數字化及智能製造，同時透過多項措施提升營運效率及盈利能力。上述結構性改革有望在複雜多變的全球環境中進一步增強行業的韌性及競爭力。

BUSINESS AND OPERATIONS REVIEW

Operation and Financial Overview

The Group, despite temporary suspension of its operations for the Mining Site Upgrade and Capacity Expansion (as defined below) in the second half of 2025, recorded growth in revenue and gross profit during the Reporting Period, primarily driven by higher sales volumes of high-grade iron concentrates and increased steels trading activities.

As previously announced, in the second half of 2025, the Group commenced an upgrading project in the mining area of the Maoling-Yanglongshan Mine (the "Mining Site Upgrade and Capacity Expansion"). As part of the upgrade, certain mining activities have been temporarily suspended (the "Temporary Suspension"), which may affect its overall operating performance during the transitional period. The project is expected to be completed within approximately 15 months from the last quarter of 2025, subject to construction progress, regulatory processes and prevailing site conditions.

For FY2025, compared to FY2024:

- the production and sales volume of high-grade iron concentrates increased by approximately 1.3% and 10.5%, respectively;
- the average selling price for high-grade iron concentrates decreased by approximately 8.7%; and
- the steels trading volume increased by approximately 14.2% to approximately 170.0Kt in FY2025, with a decrease in average selling price by approximately 9.4%.

業務及營運回顧

營運及財務概覽

儘管於2025年下半年因礦場升級擴產(定義見下文)而暫停營運,惟本集團於報告期內錄得收入及毛利增長,主要是受惠於高品位鐵精礦銷量上升及鋼材貿易活動增加。

誠如先前公佈,本集團於2025年下半年在毛嶺一羊龍山鐵礦採礦區開展升級項目(「礦場升級擴產」)。作為升級其中一環,部分採礦作業已暫停(「暫停作業」),可能影響其於過渡期內的整體營運表現。該項目預期將於2025年最後一季起約15個月內完成,實際進度將視乎施工進展、監管程序及現場狀況而定。

2025財政年度與2024財政年度比較:

- 高品位鐵精礦產量及銷量分別上升約1.3%及10.5%;
- 高品位鐵精礦平均售價下跌約8.7%;及
- 鋼材貿易量於2025財政年度增加約14.2%至約170.0千噸,而平均售價下降約9.4%。

Management Discussion and Analysis

管理層討論及分析

Meanwhile, the Group's revenue from facility management was approximately RMB19.7 million for FY2025 (FY2024: RMB20.5 million), which remained relatively constant.

Overall, the Group's revenue growth and improved gross margin resulted in the gross profit of approximately RMB17.2 million for FY2025 (FY2024: RMB14.2 million).

Other income and gains increased to approximately RMB17.4 million (FY2024: RMB12.4 million) mainly due to derecognition of certain payables and higher guarantee fee income. Other expenses decreased to approximately RMB5.2 million (FY2024: RMB10.0 million) mainly in the absence of loss on disposal of fixed assets and certain non-recurring expenses, which incurred in FY2024. Administrative expenses decreased to approximately RMB17.9 million for FY2025 (FY2024: RMB19.1 million) on operating cost control.

As a result, the Group reported a significantly lower Net Loss of approximately RMB0.1 million for FY2025 (FY2024: RMB20.7 million); and higher net cash flow from operating activities of RMB34.8 million (FY2024: RMB26.2 million).

Details of the financial performance of the Group are set out on page 18 of this annual report.

與此同時，於2025財政年度，本集團設施管理收入約為人民幣19.7百萬元（2024財政年度：人民幣20.5百萬元），維持相對穩定。

整體而言，於2025財政年度，本集團收入增長及毛利率上升，帶來毛利約人民幣17.2百萬元（2024財政年度：人民幣14.2百萬元）。

其他收入及收益增加至約人民幣17.4百萬元（2024財政年度：人民幣12.4百萬元），主要源於終止確認若干應付款項及擔保費收入增加。其他開支減少至約人民幣5.2百萬元（2024財政年度：人民幣10.0百萬元），主要源於並無於2024財政年度錄得的出售固定資產的虧損及若干非經常性開支。行政開支於2025財政年度因控制經營成本而減少至約人民幣17.9百萬元（2024財政年度：人民幣19.1百萬元）。

因此，於2025財政年度，本集團的虧損淨額大幅收窄至約人民幣0.1百萬元（2024財政年度：人民幣20.7百萬元）；而經營活動產生的現金流量淨額則增加至人民幣34.8百萬元（2024財政年度：人民幣26.2百萬元）。

本集團財務表現的詳情載於本年報第18頁。

Overview of Mines

Please refer to the table below for the status of the mine operations which are owned and operated by the Group.

礦場概覽

有關由本集團擁有及經營的礦場的運作狀況，請參閱下表。

Mines 礦場	Processing Plant 洗選廠	Status as at 31 December 2025 於2025年12月31日的狀況
Maoling-Yanglongshan Mine 毛嶺-羊龍山鐵礦	Maoling Processing Plant 毛嶺洗選廠	Producing iron concentrates of high Fe contents (<i>within the range of 65% TFe to 72% TFe</i>) 生產Fe含量高的鐵精礦 (<i>TFe含量介乎65%至72%</i>)
Shigou Gypsum Mine 石溝石膏礦	N/A 不適用	Assessing and evaluating development and mining plans 正在評估開發及開採計劃

The following table summarises the transacted volumes for (i) trading sales; and (ii) sale of self-produced products of the Group:

下表概述本集團(i)貿易銷售；及(ii)銷售自產產品的交易量：

		Purchase from an independent third party 向一名獨立第三方購買			Sale to independent third parties ⁽¹⁾ 向獨立第三方出售 ⁽¹⁾		
		FY2025 2025 財政年度 (Kt) (千噸)	FY2024 2024 財政年度 (Kt) (千噸)	Change 變動 %	FY2025 2025 財政年度 (Kt) (千噸)	FY2024 2024 財政年度 (Kt) (千噸)	Change 變動 %
(i) Trading Sales	(i) 貿易銷售						
Steels	鋼材	<u>170.0</u>	<u>148.9</u>	14.2	<u>170.0</u>	<u>148.9</u>	14.2
		Production volume (Dry basis) 產量(乾基)			Sales volume (Dry basis) ⁽¹⁾ 銷量(乾基) ⁽¹⁾		
		FY2025 2025 財政年度 (Kt) (千噸)	FY2024 2024 財政年度 (Kt) (千噸)	Change 變動 %	FY2025 2025 財政年度 (Kt) (千噸)	FY2024 2024 財政年度 (Kt) (千噸)	Change 變動 %
(ii) Sale of Self-produced Products	(ii) 銷售自產產品						
High-grade iron concentrates	高品位鐵精礦	<u>63.5</u>	<u>62.7</u>	1.3	<u>65.0</u>	<u>58.8</u>	10.5

Management Discussion and Analysis

管理層討論及分析

Notes:

- (1) In general, the Group's customers for the above business segments have been highly concentrated given its business strategy. Specifically, the Group supplies steels and iron-related products in bulk to customers who have good credit records and require stable supply. The Group's core strategy emphasises staying competitive, maintaining optimal business volumes with customers backed by good repayment records, while achieving profitability and generating operating cash flows without overstretching its working capital. The Group has also adopted prudent internal credit assessment policies to ensure that there will not be any significant changes in the credit risk profiles of its potential customers. In view of the heightened credit risk environment in China, the Group has remained cautious in diversifying its customer base.
- (2) The trading business serves as an extension of the Group's core mining operations within its supply chain management. Given the working capital requirements and industry norms, the trading business generally operates on an indent basis whereby goods are procured only after customer orders are confirmed in order to minimise inventory risks and reduce capital lock-in, which aligns with industry practices to mitigate financial exposure, especially in markets with fluctuating demand. The trading business model has typically been high volumes, low margins due mainly to the inherent nature of industrial steel being a low-margin commodity.

Business Risks and Uncertainties

The following is a list of principal risks and uncertainties that are of significance, which may bring potential significant impacts to the Group's businesses, results of operations and financial conditions. However, this is non-exhaustive as there may be other risks and uncertainties arising from changes in economic and other conditions over time:

- **Dynamic macroeconomic environment** – the macro business environment in which the Group operates is highly dynamic; any adverse change in market conditions for sale of iron concentrates and trading of steels may materially affect the businesses of the Group;
- **Price fluctuations and market sentiment** – price fluctuations of iron concentrates, variations in capacity utilisation rates, and shifts in market sentiment influenced by geopolitical tensions and demand changes may result in re-assessment of the valuation of the intangible assets (in relation to exploration and/or mining rights), potentially leading to impairment losses due to decreased value-in-use and reduced economic returns as may be derived from the related cash-generating units;

附註：

- (1) 整體而言，鑑於上述業務分部的業務策略，本集團的客戶高度集中。具體而言，本集團向信貸紀錄良好及需要穩定供應的客戶大量供應鋼材及鐵相關產品。本集團的核心策略着重於保持競爭力、與還款紀錄良好的客戶保持最佳業務量，同時在不透支營運資金的情況下實現盈利及產生經營現金流。本集團亦採取審慎的內部信貸評估政策，以確保潛在客戶的信貸風險狀況不會出現任何重大變化。在中國信貸風險高企的環境下，本集團對於客戶基礎分散的情況一直保持審慎。
- (2) 貿易業務為本集團核心採礦業務在供應鏈管理方面的延伸。鑑於營運資金需求及行業規範，貿易業務一般按委託採購基準經營，本集團僅於客戶訂單確認後方會採購貨品，以盡量減低存貨風險及減少鎖定資本，此舉與減低財務風險的行業慣例一致，尤其是在需求波動的市場。由於工業鋼材為低利潤商品的固有性質，故貿易業務模型通常是批量大而利潤低。

業務風險及不明朗因素

以下為可能會對本集團的業務、經營業績及財務狀況造成潛在重大影響的主要風險及重大不明朗因素清單。然而，此清單並不包括所有風險及不明朗因素，原因在於經濟及其他狀況隨時間轉變可能產生其他風險及不明朗因素：

- **宏觀經濟環境多變**—本集團經營所在的宏觀營商環境非常多變，若銷售鐵精礦及鋼材貿易的市況有任何不利變動，或會對本集團業務造成重大影響；
- **價格波動及市道**—鐵精礦價格波動，產能使用率變化，市道因地緣政局緊張及需求轉變而出現起伏，可能導致重新評估無形資產（有關勘探權及／或採礦權）估值，而當使用價值下跌及可能從相關現金產生單位獲得的經濟回報減少時，可能導致出現減值虧損；

Management Discussion and Analysis 管理層討論及分析

- **Regulatory changes** – changes in government policies, laws and regulations in the PRC may affect the Group's operational practices and/or result in additional compliance costs;
- **Credit risk exposure** – weak market demand, challenging business environment and real estate crisis may lead to more stringent terms and restrictive financial covenants being imposed by financiers on any corporate refinancing and debts restructuring plans, as applicable. Such conditions could further result in a liquidity crunch and exacerbate credit risk conditions, which could potentially lead to broader industry spillovers;
- **Strategy implementation and resource allocation** – delays or deviations in executing growth and transformation strategies, or in reallocating resources, may affect the Group's operational efficiency and financial results; and
- **Guarantee obligations** – the outcomes of ongoing litigations against the Company's former subsidiaries for indebtedness owing to certain financial institutions, on which the Company has provided corporate guarantees, remain uncertain, which may require the Company to take further legal actions and vigorously pursue its rights against the former subsidiaries or other parties, if it suffers any financial losses arising from such guarantees. Please refer to the section headed "Contingent Liabilities and Financial Guarantees" in this annual report for further details.
- **監管轉變**—中國政府政策、法律及法規的轉變或會影響本集團的營運慣例及／或引致額外合規成本；
- **信貸風險敞口**—市場需求疲弱、營商環境艱難及房地產危機均可能使金融業者對任何企業再融資及債務重組計劃（視乎適用情況而定）施加更加嚴緊的條款及限制性財務契諾。該等狀況可能令流動資金進一步緊縮，使信貸風險環境惡化，從而可能擴大受影響行業；
- **策略實行及資源分配**—執行增長及轉型策略或重新分配資源時有所延誤或偏差，或會影響本集團的營運效益及財務業績；及
- **擔保責任**—針對本公司前子公司有關結欠若干金融機構的債務的未了結訴訟的結果未明，雖然本公司已就此提供公司擔保，惟本公司如因該等擔保而蒙受任何財務損失，則可能需要採取進一步法律行動，積極向該等前子公司或其他各方爭取本公司的權利。進一步詳情詳參閱本年報「或有負債及財務擔保」一節。

Management Discussion and Analysis

管理層討論及分析

FINANCIAL REVIEW

財務回顧

		FY2025 2025財政年度 RMB'000 人民幣千元	FY2024 2024財政年度 RMB'000 人民幣千元	Variance 變動 %
Revenue	收入	557,885	542,490	2.8
Cost of sales	銷售成本	(540,689)	(528,287)	2.3
Gross profit	毛利	17,196	14,203	21.1
Other income and gains	其他收入及收益	17,388	12,402	40.2
Selling and distribution expenses	銷售及分銷開支	(4,916)	(2,667)	84.3
Administrative expenses	行政開支	(17,914)	(19,064)	(6.0)
Other expenses	其他開支	(5,220)	(9,976)	(47.7)
Reversal of impairment losses on other receivables	其他應收款項減值虧損撥回	–	371	(100.0)
Impairment losses and write-down	減值虧損及撇減	–	(13,790)	(100.0)
– Inventories	– 存貨	–	(4,691)	(100.0)
– Property, plant and equipment	– 物業、廠房及設備	–	(4,947)	(100.0)
– Intangible assets	– 無形資產	–	(4,152)	(100.0)
Finance costs	財務成本	(5,855)	(7,750)	(24.5)
Share of results of joint ventures	分佔合營企業業績	833	1,680	(50.4)
Profit/(Loss) before tax	稅前利潤／(虧損)	1,512	(24,591)	(106.1)
Income tax credit	所得稅抵免	259	4,502	(94.2)
Profit/(Loss) for the year	年內利潤／(虧損)	1,771	(20,089)	(108.8)
ATTRIBUTABLE TO:	歸屬於：			
Owners of the Company	本公司擁有人	(142)	(20,662)	(99.3)
Non-controlling interests	非控股權益	1,913	573	233.9
		1,771	(20,089)	108.8

Revenue

Revenue increased to approximately RMB557.9 million for FY2025 (FY2024: RMB542.5 million), primarily due to (i) increased sales volumes of high-grade iron concentrates; and (ii) higher level of steels trading activities.

收入

於2025財政年度，收入增加至約人民幣557.9百萬元（2024財政年度：人民幣542.5百萬元），主要是由(i)高品位鐵精礦銷量上升；及(ii)鋼材貿易活動增加所致。

In recognising revenue from the trading business, the Group applies the accounting policy in accordance with IFRS 15 *Revenue from Contracts with Customers*, as detailed in note 3 to the consolidated financial statements in the section headed “Judgement – Revenue Recognition”. The trading business is an extension of the Group’s core mining operations within its supply chain management. Given the working capital requirements and industry norms, the trading business generally operates on an indent basis. Under this model, goods are procured only after customer orders are confirmed, minimising inventory risks and reducing capital lock-in. This approach aligns with industry practices to mitigate financial exposure, especially in markets with fluctuating demand. The trading business model has typically been high volumes, low margins due mainly to the inherent nature of industrial steel being a low-margin commodity.

Cost of Sales

Cost of sales mainly comprises direct materials, labour, utilities, repair and maintenance, depreciation, amortisation, environmental compliance costs, contracting fees for mining and stripping, cost of processing mine tailings, and trading purchase.

For FY2025, cost of sales increased to approximately RMB540.7 million (FY2024: RMB528.3 million) on the back of higher revenue.

Gross Profit and Margin

The Group recorded a higher gross profit of approximately RMB17.2 million for FY2025 (FY2024: RMB14.2 million), primarily attributable to the High-Fe Mining Operations, where a lower stripping ratio improved cost performance during the year. As a result, overall gross profit margin increased to approximately 3.1% for FY2025 (FY2024: 2.6%).

Other Income and Gains

Other income and gains increased to approximately RMB17.4 million for FY2025 (FY2024: RMB12.4 million) primarily due to (i) derecognition of certain payables amounting to approximately RMB5.7 million (FY2024: RMB1.9 million); and (ii) guarantee fee income of RMB10.0 million (FY2024: RMB8.6 million) for the provision of the CVT Guarantees under the 2025 Master Guarantee Agreement. Please refer to the section headed “Contingent Liabilities and Financial Guarantees” in this annual report for further details.

本集團於確認貿易業務收入時按照國際財務報告準則第15號「客戶合約收入」應用會計政策，詳見綜合財務報表附註3「判斷－收入確認」一節。貿易業務為本集團核心採礦業務在供應鏈管理方面的延伸。鑑於營運資金需求及行業規範，貿易業務一般按委託採購基準經營。在這種模型下，本集團僅於客戶訂單確認後方會採購貨品，以盡量減低存貨風險及減少鎖定資本，此舉與減低財務風險的行業慣例一致，尤其是在需求波動的市場。由於工業鋼材為低利潤商品的固有性質，故貿易業務模型通常是批量大而利潤低。

銷售成本

銷售成本主要包括直接材料、人工、公用服務、修理及維護、折舊、攤銷、環境合規成本、採礦及剝離承包費、尾礦渣處理成本以及貿易採購成本。

於2025財政年度，銷售成本隨收入增加而上升至約人民幣540.7百萬元（2024財政年度：人民幣528.3百萬元）。

毛利及毛利率

於2025財政年度，本集團錄得毛利約人民幣17.2百萬元（2024財政年度：人民幣14.2百萬元），有所增加，主要源於年內高品位鐵礦場業務的剝離率降低令成本表現有所改善。因此，於2025財政年度，整體毛利率上升至約3.1%（2024財政年度：2.6%）。

其他收入及收益

於2025財政年度，其他收入及收益增加至約人民幣17.4百萬元（2024財政年度：人民幣12.4百萬元），主要源於(i)終止確認若干應付款項約人民幣5.7百萬元（2024財政年度：人民幣1.9百萬元）；及(ii)根據2025年主擔保協議提供中國鐵鈦擔保產生的擔保費收入人民幣10.0百萬元（2024財政年度：人民幣8.6百萬元）。進一步詳情請參閱本年報「或有負債及財務擔保」一節。

Management Discussion and Analysis

管理層討論及分析

Selling and Distribution Expenses

Selling and distribution expenses, which comprise mainly delivery, logistics, storage and warehousing costs, increased to approximately RMB4.9 million for FY2025 (FY2024: RMB2.7 million) primarily due to higher warehousing and logistics costs associated with mine tailings.

Administrative Expenses

Administrative expenses, which comprise mainly staff related expenses, professional fees and other fixed operating overheads, decreased to approximately RMB17.9 million for FY2025 (FY2024: RMB19.1 million) through cost control.

Other Expenses

Other expenses declined to approximately RMB5.2 million for FY2025 (FY2024: RMB10.0 million) mainly in the absence of loss on disposal of fixed assets and certain non-recurring expenses incurred in FY2024.

Reversal of impairment losses on trade and other receivables

No reversal of impairment loss on trade and other receivables was recognised during FY2025 (FY2024: RMB0.4 million).

Impairment Losses and Write-down

No impairment loss and write-down was recognised during FY2025 (FY2024: RMB13.8 million). The management of the Group will continue to assess the underlying assumptions applicable to its business projections (subject to regular reviews and revisions in relation to impairment tests) if there are factors indicating that the business conditions relating to the Group's CGU may deteriorate to a level which requires accounting impairment as a result of the market forces.

Finance Costs

Finance costs (comprise mainly the cost of funds and/or interests for working capital loans, interest on lease liabilities, accounting effects for unwinding discount of reclamation obligations, and long term payables), decreased by approximately 24.5% to approximately RMB5.9 million for FY2025 (FY2024: RMB7.8 million). The decrease was mainly attributable to (i) a reduction in the annual interest rate applicable to Aha Mining from approximately 3.4% per annum to 3.0% per annum following a refinancing arrangement in July of 2025, in line with the broader decline in cost of funds in China; and (ii) a repayment in principal balances as part of the refinancing arrangement.

銷售及分銷開支

於2025財政年度，銷售及分銷開支（主要包括付運、物流、儲存及倉儲成本）增加至約人民幣4.9百萬元（2024財政年度：人民幣2.7百萬元），主要是由於尾礦渣相關的倉儲成本及物流成本上升所致。

行政開支

於2025財政年度，行政開支（主要包括員工相關開支、專業費用以及其他固定經營間接費）因控制成本而減少至約人民幣17.9百萬元（2024財政年度：人民幣19.1百萬元）。

其他開支

於2025財政年度，其他開支減少至約人民幣5.2百萬元（2024財政年度：人民幣10.0百萬元），主要源於並無於2024財政年度錄得的出售固定資產的虧損及若干非經常性開支。

應收賬款及其他應收款項減值虧損撥回

2025財政年度並無確認應收賬款及其他應收款項減值虧損撥回（2024財政年度：人民幣0.4百萬元）。

減值虧損及撇減

2025財政年度並無確認減值虧損及撇減（2024財政年度：人民幣13.8百萬元）。倘有因素顯示與本集團現金產生單位有關的業務狀況可能因市場力量而惡化至需要計提會計減值的水平，則本集團管理層將繼續評估適用於其業務預測的相關假設（須就減值測試進行定期檢討及修訂）。

財務成本

於2025財政年度，財務成本（主要包括營運資金貸款的資金成本及／或利息、租賃負債利息、復原義務撥回貼現的會計影響以及長期應付款項）減少約24.5%至約人民幣5.9百萬元（2024財政年度：人民幣7.8百萬元），主要源於(i)於2025年7月訂立再融資安排後，阿壩礦業適用的年利率由約3.4%下調至3.0%，與中國資金成本整體下降的趨勢相符；及(ii)作為再融資安排的一部分，償還本金餘額。

Share of Results from Joint Ventures

The Group recorded approximately RMB0.8 million for FY2025 (FY2024: RMB1.7 million) from its share of profits from joint ventures, which provide industrial facilities management services primarily due to lower economies of scale.

Income Tax Credit

The Group recorded income tax credit of approximately RMB0.3 million for FY2025 (FY2024: RMB4.5 million). The lower tax credit in FY2025 was primarily attributable to a higher level of deferred tax assets recognised in FY2024, which mainly arose from temporary differences associated with non-cash accounting impairment losses, including inventory write-downs amounting to approximately RMB13.8 million recognised in FY2024, with no corresponding impairment recognised in FY2025.

Net Loss

Given the above, the Group recorded a significantly lower Net Loss of approximately RMB0.1 million for FY2025 (FY2024: RMB20.7 million).

Final Dividend

The Board does not recommend the payment of a final dividend for FY2025 (FY2024: Nil).

分佔合營企業業績

於2025財政年度，本集團分佔合營企業（提供工業設施管理服務）的利潤，錄得約人民幣0.8百萬元（2024財政年度：人民幣1.7百萬元），主要源於經濟規模效益下降。

所得稅抵免

於2025財政年度，本集團錄得所得稅抵免約人民幣0.3百萬元（2024財政年度：人民幣4.5百萬元）。2025財政年度稅務抵免減少，主要歸因於2024財政年度確認的遞延稅項資產水平較高，該等資產主要源自與非現金會計減值虧損相關的暫時差額，包括2024財政年度確認的存貨撇減約人民幣13.8百萬元，而2025財政年度並無確認相應減值。

虧損淨額

基於上文所述，於2025財政年度，本集團的虧損淨額大幅收窄至約人民幣0.1百萬元（2024財政年度：人民幣20.7百萬元）。

末期股息

董事會不建議派付2025財政年度的末期股息（2024財政年度：無）。

Management Discussion and Analysis

管理層討論及分析

LIQUIDITY AND CAPITAL RESOURCES

The following table sets out certain information regarding the Group's consolidated statement of cash flows for FY2025 and FY2024:

		FY2025 2025財政年度		FY2024 2024財政年度	
		RMB'000 人民幣千元	RMB'000 人民幣千元	RMB'000 人民幣千元	RMB'000 人民幣千元
Cash and cash equivalents at beginning of the year	年初的現金及現金等價物		11,881		8,038
Net cash flows from operating activities	經營活動產生的現金流量淨額	34,846		26,158	
Net cash flows used in investing activities	投資活動使用的現金流量淨額	(22,503)		(27,753)	
Net cash flows (used in)/from financing activities	融資活動(使用)/產生的現金流量淨額	(15,001)		5,443	
Net (decrease)/increase in cash and cash equivalents	現金及現金等價物(減少)/增加淨額		(2,658)		3,848
Effect of foreign exchange rate changes, net	匯率變動影響淨額		15		(5)
Cash and cash equivalents at end of the year	年末的現金及現金等價物		9,238		11,881

Net Cash Flows From Operating Activities

The Group's net cash flows from operating activities were approximately RMB34.8 million for FY2025 (FY2024: RMB26.2 million) after accounting for (i) operating income before working capital changes of approximately RMB14.1 million (FY2024: RMB8.5 million); (ii) positive working capital changes of approximately RMB21.5 million (FY2024: RMB20.3 million); and (iii) income tax payment of approximately RMB0.8 million (FY2024: RMB2.7 million).

流動性及資本資源

下表載列有關本集團2025財政年度及2024財政年度的綜合現金流量表的若干資料：

經營活動產生的現金流量淨額

經計及(i)營運資金變動前經營收入約人民幣14.1百萬元(2024財政年度：人民幣8.5百萬元)；(ii)正營運資金變動約人民幣21.5百萬元(2024財政年度：人民幣20.3百萬元)；及(iii)所得稅付款約人民幣0.8百萬元(2024財政年度：人民幣2.7百萬元)後，2025財政年度本集團經營活動產生的現金流量淨額約為人民幣34.8百萬元(2024財政年度：人民幣26.2百萬元)。

Net Cash Flows Used In Investing Activities

The Group's net cash flows used in investing activities were approximately RMB22.5 million for FY2025 (FY2024: RMB27.8 million) due mainly to (i) the capital expenditures of approximately RMB16.1 million (FY2024: RMB19.0 million) for engineering and preparatory works on site for progressive upgrade and expansion of the High-Fe Mining Operations; (ii) installment payments for the resource integration process related to Maoling-Yanglongshan's mining right of RMB6.3 million (FY2024: RMB6.3 million); and (iii) capital injection in joint venture company of Nil (FY2024: RMB2.5 million).

Net Cash Flows (Used In)/From Financing Activities

The Group's net cash flows used in financing activities were approximately RMB15.0 million for FY2025 (FY2024: net cash flows from financing activities of RMB5.4 million), due primarily to (i) net repayment of bank and other borrowings of approximately RMB9.4 million (FY2024: net proceeds from bank and other borrowings of RMB8.9 million); (ii) lease payments of approximately RMB3.7 million (FY2024: RMB3.2 million) related to the right-of-use assets; (iii) interest payments of approximately RMB3.0 million (FY2024: RMB3.9 million) associated with the borrowings; and (iv) increase in amount due to related parties RMB1.1 million (FY2024: RMB3.7 million).

FINANCIAL POSITION

Intangible Assets

The Group's intangible assets primarily comprise concession rights for the Maoling-Yanglongshan Mine and the Shigou Gypsum Mine, with carrying amounts of RMB164.1 million and RMB649.7 million, respectively, as at 31 December 2025 (FY2024: RMB165.9 million and RMB649.7 million, respectively).

Inventories

The Group's inventories, comprise raw materials, finished goods and consumables in relation to the High-Fe Mining Operations, decreased to approximately RMB14.6 million as at 31 December 2025 (FY2024: RMB20.3 million), while the overall inventory turnover days were approximately 12 days (FY2024: 13 days).

投資活動使用的現金流量淨額

2025財政年度本集團投資活動使用的現金流量淨額約為人民幣22.5百萬元（2024財政年度：人民幣27.8百萬元），主要是由於(i)為逐步升級及擴展高品位鐵礦場業務而進行工程及現場準備工作的資本開支約人民幣16.1百萬元（2024財政年度：人民幣19.0百萬元）；(ii)就毛嶺一羊龍山鐵礦採礦權相關資源整合程序分期付款人民幣6.3百萬元（2024財政年度：人民幣6.3百萬元）；及(iii)並無向一間合營企業注資（2024財政年度：人民幣2.5百萬元）所致。

融資活動（使用）／產生的現金流量淨額

2025財政年度本集團融資活動使用的現金流量淨額約為人民幣15.0百萬元（2024財政年度：融資活動產生的現金流量淨額人民幣5.4百萬元），主要源於(i)償還銀行及其他借貸淨額約人民幣9.4百萬元（2024財政年度：銀行及其他借貸所得款項淨額人民幣8.9百萬元）；(ii)與使用權資產有關的租賃款約人民幣3.7百萬元（2024財政年度：人民幣3.2百萬元）；(iii)有關借貸的利息付款約人民幣3.0百萬元（2024財政年度：人民幣3.9百萬元）；及(iv)應付關聯方款項增加人民幣1.1百萬元（2024財政年度：人民幣3.7百萬元）。

財務狀況

無形資產

本集團的無形資產主要包括毛嶺一羊龍山鐵礦及石溝石膏礦的特許經營權，於2025年12月31日的賬面金額分別為人民幣164.1百萬元及人民幣649.7百萬元（2024財政年度：分別人民幣165.9百萬元及人民幣649.7百萬元）。

存貨

本集團的存貨包括與高品位鐵礦場業務有關的原材料、成品及消耗品，於2025年12月31日減少至約人民幣14.6百萬元（2024財政年度：人民幣20.3百萬元），整體存貨週轉天數約為12天（2024財政年度：13天）。

Management Discussion and Analysis

管理層討論及分析

Trade and Bills Receivables

The Group's trade and bills receivables increased to approximately RMB161.9 million as at 31 December 2025 (FY2024: RMB75.5 million) primarily due to higher trading sales. The overall debtor turnover days were approximately 78 days (FY2024: 66 days). As at the date of this annual report, approximately 98.7% of the trade receivables have been collected subsequent to the Reporting Period, while the remaining balance, which falls within the credit period, is expected to be collected before the second quarter of 2026.

Prepayments, Other Receivables and Other Assets

The Group's prepayments, other receivables and other assets decreased to approximately RMB45.2 million as at 31 December 2025 (FY2024: RMB108.6 million), on a lower volume of purchases for trading activities towards year end and lower prepayments to suppliers as part of its supply chain management.

Trade Payables

The Group's trade payables were approximately RMB64.7 million as at 31 December 2025 (FY2024: RMB63.6 million), while overall creditor turnover days were approximately 43 days (FY2024: 46 days).

Borrowings

Total borrowings of the Group decreased to approximately RMB82.0 million as at 31 December 2025 (FY2024: RMB91.4 million), primarily due to loan repayments. Details of the borrowings of the Group are set out in note 25 to the consolidated financial statements of this annual report.

Lease Liabilities

The total lease liabilities of the Group were approximately RMB21.1 million as of 31 December 2025 (FY2024: RMB21.1 million) mainly representing payment obligations related to the right-of-use assets for (i) office premises; (ii) mine tailings facilities; (iii) storage facility for mine tailings; and (iv) engineering loaders.

應收賬款及票據

於2025年12月31日，本集團的應收賬款及票據增加至約人民幣161.9百萬元（2024財政年度：人民幣75.5百萬元），主要源於貿易銷量增加。整體應收賬款週轉天數約為78天（2024財政年度：66天）。截至本年報之日，本集團已於報告期後收回約98.7%應收賬款，而處於信貸期內的餘額則預期於2026年第二季前收回。

預付款項、其他應收款項及其他資產

於2025年12月31日，本集團的預付款項、其他應收款項及其他資產減少至約人民幣45.2百萬元（2024財政年度：人民幣108.6百萬元），乃因臨近年終時貿易活動的購買量減少，以及作為其供應鏈管理的一部分，給予供應商的預付款項減少所致。

應付賬款

於2025年12月31日，本集團的應付賬款約為人民幣64.7百萬元（2024財政年度：人民幣63.6百萬元）。整體應付賬款週轉天數約為43天（2024財政年度：46天）。

借貸

於2025年12月31日，本集團的借貸總額減少至約人民幣82.0百萬元（2024財政年度：人民幣91.4百萬元），主要由於償還貸款所致。本集團借貸的詳情載於本年報的綜合財務報表附註25。

租賃負債

於2025年12月31日，本集團的租賃負債總額約為人民幣21.1百萬元（2024財政年度：人民幣21.1百萬元），主要指與(i)辦公室物業；(ii)尾礦渣設施；(iii)尾礦渣堆場；及(iv)工程裝載機的使用權資產相關的付款義務。

Contingent Liabilities and Financial Guarantees

Financial guarantees for former subsidiaries prior to the 2019 Disposal

Reference is made to the circulars of the Company dated 10 June 2019, 8 June 2022 and 9 May 2025 (the “MGA Circulars”), and the announcements of the Company dated 30 July 2019, 16 May 2022, 28 March 2024, 19 June 2024, 19 August 2024, 21 August 2024, 15 November 2024, 23 December 2024, 11 February 2025, 4 March 2025, 6 May 2025, 9 May 2025 and 10 July 2025 (the “MGA Announcements”).

As disclosed in the MGA Circulars and the MGA Announcements, Huili Caitong, the Company’s former wholly-owned subsidiary, and Xiushuihe Mining, another former indirect subsidiary of the Company and a subsidiary of Huili Caitong, previously secured loan facilities from the Financial Institutions, in 2010, 2013 and 2014, and on which the Company has provided the CVT Guarantees in favour to each of the Financial Institutions with maximum guaranteed amounts of RMB730.0 million. The details of the CVT Guarantees had previously been disclosed in the MGA Circulars and the Company’s annual reports; and are consistent with the terms and conditions for the completion of the 2019 Disposal.

Following the 2019 Disposal, the Company and Chengyu Vanadium entered into the 2019 Counter Indemnity for the provision of counter-indemnity by Chengyu Vanadium in favour of the Company in respect of the Company’s contingent liabilities and potential claims under the CVT Guarantees. The 2019 Counter Indemnity remains effective until the date of actual release of the CVT Guarantees.

Given that the CVT Guarantees are continuing in nature and will only be released upon full and final settlement, and official discharge by the respective Financial Institutions, the Company has:

- (a) on 16 May 2022, extended the CVT Guarantees by entering into the 2022 Master Guarantee Agreement and the 2022 Counter Indemnity with Chengyu Vanadium, Huili Caitong and Xiushuihe Mining for a term of three years that ended on 31 December 2024; and
- (b) on 11 February 2025, further extended the arrangements in (a) by entering into the 2025 Master Guarantee Agreement and the 2025 Counter Indemnity for a term of three years ending on 31 December 2027.

或有負債及財務擔保

2019年出售事項前多間前子公司的財務擔保

茲提述本公司日期為2019年6月10日、2022年6月8日及2025年5月9日的通函（「MGA通函」），以及日期為2019年7月30日、2022年5月16日、2024年3月28日、2024年6月19日、2024年8月19日、2024年8月21日、2024年11月15日、2024年12月23日、2025年2月11日、2025年3月4日、2025年5月6日、2025年5月9日及2025年7月10日的公告（「MGA公告」）。

誠如MGA通函及MGA公告所披露，會理財通（本公司的前全資子公司）及秀水河礦業（本公司另一間前間接子公司及會理財通的子公司）過往於2010年、2013年及2014年從金融機構獲得貸款融資，而本公司已就此以各金融機構為受益人提供中國鐵鈦擔保，最高擔保額為人民幣730.0百萬元。中國鐵鈦擔保的詳情以往已於MGA通函及本公司的年報披露，與完成2019年出售事項的條款及條件一致。

於2019年出售事項進行後，本公司與成渝鈦鈦訂立2019年反彌償保證，內容有關成渝鈦鈦以本公司為受益人就本公司於中國鐵鈦擔保下的或有負債及潛在申索提供反彌償保證。2019年反彌償保證於中國鐵鈦擔保實際解除之日前一直保持有效。

由於中國鐵鈦擔保將繼續有效，且只會於最終全數償還款項及各別金融機構正式免除責任後解除，故本公司已：

- (a) 於2022年5月16日透過訂立2022年主擔保協議以及與成渝鈦鈦、會理財通及秀水河礦業訂立2022年反彌償保證延長中國鐵鈦擔保，截至2024年12月31日止為期三年；及
- (b) 於2025年2月11日透過訂立2025年主擔保協議及2025年反彌償保證進一步延長(a)內的安排，截至2027年12月31日止為期三年。

Management Discussion and Analysis

管理層討論及分析

The following key terms and conditions of the financial guarantee were approved by the Independent Shareholders at the EGM held on 26 May 2025, among other things:

- **2025 Master Guarantee Agreement:** the Company shall continue to provide the CVT Guarantees in favour of the Financial Institutions for a term commencing from 1 January 2025 to 31 December 2027, subject to a maximum aggregate guaranteed amount of RMB930.0 million. The CVT Guarantees shall cover the indebtedness owed by Huili Caitong and Xiushuihe Mining to the Financial Institutions under the CVT Guarantees and any related rolled-over loans approved by the Financial Institutions;
- **2025 Counter Indemnity:** Chengyu Vanadium Titano shall provide counter-indemnity in favour of the Company under the 2025 Counter Indemnity by (i) pledging inventories (mainly comprising industrial materials) and any other assets (mainly comprising machinery and equipment) as approved by the Company, the market value of which shall not be less than 1.25 times of the maximum guaranteed amount estimated under the Hypothetical Scenario for the respective year within the period from 2025 to 2027; (ii) providing a joint liability guarantee which allows the Company to claim against Chengyu Vanadium Titano directly for any payments, losses and expenses incurred as a result of the CVT Guarantees; and (iii) continue to fulfil its obligations under the 2025 Master Guarantee Agreement and the 2025 Counter Indemnity until the Company's obligations under the CVT Guarantees are fully released and officially discharged by the respective Financial Institutions, or until Huili Caitong, Xiushuihe Mining and/or the Company, as applicable, reach a new replacement agreement in writing; and
- **Annual guarantee fees:** Huili Caitong and Xiushuihe Mining shall pay an annual guarantee fee to the Company, which is calculated at 1.25% of the maximum guaranteed amount estimated under the Hypothetical Scenario, in accordance with the terms of the 2025 Master Guarantee Agreement.

Further to the above, the Company disclosed in the MGA Announcements that, (i) CCB and ICBC had each taken legal actions against Huili Caitong and Xiushuihe Mining, respectively, in relation to the CCB-Caitong Indebtedness Amount, the ICBC-Caitong Indebtedness Amount, and the ICBC-Xiushuihe Indebtedness Amount; and (ii) Cinda had issued a legal demand letter to Huili Caitong in relation to the Cinda-Caitong Indebtedness Amount. Under the CVT Guarantees, the Company shall fulfil its corporate guarantee obligations in relation to the Total Indebtedness Amounts.

下列財務擔保的主要條款及條件已於2025年5月26日舉行的股東特別大會上獲獨立股東批准，其中包括：

- **2025年主擔保協議：**本公司將繼續以金融機構為受益人提供中國鐵鈦擔保，期限由2025年1月1日起至2027年12月31日止，最高擔保總額為人民幣930.0百萬元。中國鐵鈦擔保將涵蓋會理財通及秀水河礦業根據中國鐵鈦擔保結欠金融機構的債務，以及經金融機構批准的任何相關展期貸款；
- **2025年反彌償保證：**成渝鈦鈦將根據2025年反彌償保證以本公司為受益人提供反彌償保證，方式為(i)將存貨(主要包括工業材料)及本公司批准的任何其他資產(主要包括機器及設備)質押，該等項目的市值不得少於在2025年至2027年期間各年根據假設情況估計的最高擔保額的1.25倍；(ii)提供連帶責任保證，以便本公司直接向成渝鈦鈦申索因中國鐵鈦擔保而招致的任何付款、損失及費用；及(iii)繼續履行其於2025年主擔保協議及2025年反彌償保證下的責任，直至本公司於中國鐵鈦擔保下的責任獲各別金融機構全面解除及正式免除或會理財通、秀水河礦業及／或本公司(視適用情況而定)以書面達成新替換協議為止；及
- **年度擔保費：**會理財通及秀水河礦業將按照2025年主擔保協議的條款向本公司支付年度擔保費，按根據假設情況估計的最高擔保額的1.25%計算。

除上述者外，本公司於MGA公告中披露，(i)建行及工商銀行已分別就建行一財通貸款金額、工商銀行一財通貸款金額及工商銀行一秀水河貸款金額分別針對會理財通及秀水河礦業採取法律行動；及(ii)信達已就信達一財通貸款金額向會理財通發出法律索求函件。根據中國鐵鈦擔保，本公司須履行其有關貸款金額總額的公司擔保責任。

Management Discussion and Analysis 管理層討論及分析

A summary of the status of each the Indebtedness Claims as at the date of this annual report is as follows: 截至本年報之日，各貸款申索的狀況概要如下：

No.	Borrowers	Financial Institutions	Year of inception of the loan	Principal amount involved in the Indebtedness Claims	Status Updates
編號	借款人	金融機構	貸款起始年度	貸款申索所涉及的本金額 (RMB'000) (人民幣千元)	最新狀況
1	Huili Caitong	Cinda ⁽¹⁾	2014	140,975	Huili Caitong had received a legal demand letter from Cinda and has since initiated discussions with Cinda to explore potential settlement options and/or debt restructuring arrangements, as previously announced on 15 November 2024.
1	會理財通	信達 ⁽¹⁾	2014年		誠如先前於2024年11月15日所公佈，會理財通已接獲信達發出的法律索求函件，並自此與信達展開商討，以探討潛在的清償方案及／或債務重組安排。
2	Huili Caitong	ICBC	2013	69,715	Separate litigations have commenced against Huili Caitong and Xiushuihe Mining, and the Huili Caitong Parties are in discussions with ICBC to explore potential options for settlement and/or debt restructuring, as previously announced on 19 August 2024 and 21 August 2024.
3	Xiushuihe Mining	ICBC	2013	19,000	
2	會理財通	工商銀行	2013年		誠如先前於2024年8月19日及2024年8月21日所公佈，針對會理財通及秀水河礦業的個別訴訟已展開，而會理財通各方正與工商銀行商討，以探討清償及／或債務重組的潛在方案。
3	秀水河礦業	工商銀行	2013年		

Management Discussion and Analysis

管理層討論及分析

4	Huili Caitong	CCB	2010	276,929	Huili Caitong has informed the Group that (a) it has since disposed of its assets to a third party (the “Huili Caitong Assets Disposal”) and that the proceeds of which have been escrowed for settlement of the CCB-Caitong Indebtedness Amount; and (b) following the Huili Caitong Assets Disposal, both Huili Caitong and CCB are in the process of completing the procedural requirements and requisite formalities in order to confirm the final settlement amounts of the CCB-Caitong Indebtedness Amount. As at the date of this annual report, management has further assessed that the available escrowed proceeds from the Huili Caitong Assets Disposal is expected to account for approximately 95% of the principal amount involved in the CCB-Caitong Indebtedness Amount. Consequently, the CCB-Caitong Indebtedness Amount is expected to fall substantially, and the Company will update Shareholders further in a separate announcement once final confirmation on the above matters has been obtained.
4	會理財通	建行	2010年	506,619	會理財通已通知本集團，(a)其自此已將資產處置予一名第三方（「會理財通資產出售事項」），而相關處置所得款項已存入託管帳戶，用以償付建行一財通貸款金額；及(b)於完成會理財通資產出售事項後，會理財通與建行現正辦理所需的相關程序及必要手續，以確認建行一財通貸款金額的最終結算金額。截至本年報之日，管理層進一步評估認為，會理財通資產出售事項所得的可動用託管款項預期將佔建行一財通貸款金額所涉本金額約95%。因此，建行一財通貸款金額預期將大幅下降，而本公司將於上述事項獲得最終確認後另行發表公告以知會股東最新資料。

Note:

(1) As disclosed in the Company’s circular dated 8 June 2022, the Company was informed of the assignment by CMB of all its rights in the credit agreement and the guarantee in favour of Cinda.

附註：

(1) 誠如本公司日期為2022年6月8日的通函所披露，本公司獲告知，招商銀行轉讓其於信貸協議及以信達為受益人的擔保的全部權利。

Save as disclosed above, as at the date of this annual report, the Huili Caitong Parties are still in discussions with all the Financial Institutions, exploring potential options for settlement and debt restructuring, as applicable. The Company continues to monitor developments closely and maintains full contractual recourse under the 2025 Counter Indemnity.

The maximum amount guaranteed under the CVT Guarantees as at 31 December 2025 was RMB690.0 million (FY2024: RMB690.0 million), while the principal amount involved in the total Indebtedness Claims, net of the available escrowed proceeds from the Huili Caitong Assets Disposal, is approximately RMB244.0 million as at 31 December 2025 (FY2024: RMB506.6 million).

Having considered:

- (i) the total assets of both Huili Caitong and Xiushuihe Mining as at 31 December 2025;
- (ii) the total escrowed proceeds from the Huili Caitong Assets Disposal;
- (iii) the adequacy of the transaction contemplated under the 2025 Master Guarantee Agreement and the 2025 Counter Indemnity, including the indicative value of assets pledged in favour of the Company, which remained 1.25 times higher than the maximum guaranteed amount under the CVT Guarantees as at 31 December 2025 as assessed in accordance with the terms as contemplated under the 2025 Master Guarantee Agreement and the 2025 Counter Indemnity;
- (iv) the opinion of the PRC legal counsel that the underlying risks arising from the CCB-Caitong Indebtedness Amount have been substantially mitigated in view of the available escrowed proceeds from the Huili Caitong Assets Disposal, pending completion of the procedural requirements and requisite formalities in confirming the final settlement amounts of the CCB-Caitong Indebtedness Amount;
- (v) that, as a consequence thereof, the corresponding financial exposure in relation to the CCB-Caitong Indebtedness Amount has been adequately covered and contained in material respects; and

除上文所披露者外，截至本年報之日，會理財通各方仍在與所有金融機構商討，探討清償及債務重組（如適用）的潛在方案。本公司持續密切監察事態發展，並根據2025年反彌償保證保留全面約定追索權。

於2025年12月31日，中國鐵鈦擔保項下的最高擔保額為人民幣690.0百萬元（2024財政年度：人民幣690.0百萬元），而貸款申索總額涉及的本金額經扣除會理財通資產出售事項的可動用託管所得款項後約為人民幣244.0百萬元（2024財政年度：人民幣506.6百萬元）。

經考慮：

- (i) 會理財通及秀水河礦業於2025年12月31日的總資產；
- (ii) 會理財通資產出售事項的所得託管總額；
- (iii) 根據2025年主擔保協議及2025年反彌償保證擬進行的交易是否充分（包括以本公司為受益人質押的資產的指標價值，其仍然高於2025年12月31日中國鐵鈦擔保下的最高擔保額（按照根據2025年主擔保協議及2025年反彌償保證擬訂的條款評估）1.25倍）；
- (iv) 根據中國法律顧問的意見，鑒於會理財通資產出售事項的可動用託管所得款項，在完成確認建行一財通貸款金額最終結算金額所需的相關程序及必要手續的前提下，與建行一財通貸款金額相關的潛在風險已實質上緩解；
- (v) 因此，有關建行一財通貸款金額的相應財務風險已於各重大方面得到充分保障及控制；及

Management Discussion and Analysis

管理層討論及分析

(vi) other currently available information to the Group,

the Group does not expect that the above matters to have material impact on its business operations and financial position as at the date of this annual report save for the additional administrative expenses (including legal and other professional fees) as may be incurred by the Company.

The 2025 Master Guarantee Agreement and the transactions contemplated thereunder were approved by the Independent Shareholders at the extraordinary general meeting held on 26 May 2025. Further details on the delay in execution of the 2025 Master Guarantee Agreement and those remedial measures are explained in the section headed “Corporate Governance Report – Internal Control” in this annual report.

Financial guarantees for a joint venture company

As at 31 December 2025, Sichuan Shengjiawei has a working capital loan of RMB4.4 million bears an interest rate of 7.5% per annum from a financial institution in the PRC (the “JV Loan”). Sichuan Lingwei and its joint venture partner, Neijiang Shengchuan, have in accordance with their respective shareholding in Sichuan Shengjiawei, effectively guaranteed the full repayment of the JV Loan (including interest and related charges) when it falls due. The JV Loan is further supported and secured by a guarantee from a state-backed financing guarantee company.

The principal amount of the JV Loan, as effectively guaranteed by Sichuan Lingwei based on its shareholding in Sichuan Shengjiawei, represents approximately 0.24% of the Group’s net assets as at 31 December 2025.

Having considered the financial and operating status of Sichuan Shengjiawei as at 31 December 2025, the Group did not record any contingent liabilities and financial guarantees as at 31 December 2025 in relation to the above mentioned guarantee provided by Sichuan Lingwei.

Save for the above, as at 31 December 2025, the Group did not have any other material contingent liabilities and financial guarantees.

(vi) 本集團現時可得的其他資料，

本集團預期除本公司可能產生的額外行政開支（包括法律及其他專業費用）外，上述事宜不會對其截至本年報之日的業務營運及財務狀況造成重大影響。

2025年主擔保協議及據此擬進行的交易已於2025年5月26日舉行的股東特別大會上獲獨立股東批准。有關2025年主擔保協議延遲簽立及相應補救措施的進一步詳情，於本年報「企業管治報告－內部監控」一節說明。

一間合營企業的財務擔保

於2025年12月31日，四川盛佳威擁有從中國一間金融機構獲得的一筆人民幣4.4百萬元營運資金貸款，年利率為7.5%（「合營企業貸款」）。四川凌威及其合營夥伴內江盛川已按照彼等各自於四川盛佳威的持股權益實際擔保合營企業貸款（包括利息及相關費用）到期時的全數還款。合營企業貸款亦獲得由國家支持的融資擔保公司提供擔保支持。

四川凌威按其於四川盛佳威持股比例實際擔保的合營企業貸款本金額約佔本集團於2025年12月31日的淨資產0.24%。

經考慮四川盛佳威於2025年12月31日的財務及經營狀況，本集團於2025年12月31日並無就上述由四川凌威提供的擔保錄得任何或有負債及財務擔保。

除上述者外，於2025年12月31日，本集團並無任何其他重大或有負債及財務擔保。

Pledge of Assets

The Group's pledge of assets as at 31 December 2025 was related mainly to a bank loan of RMB68.1 million granted to Aba Mining, which was secured by (i) the mining right of the Maoling-Yanglongshan Mine; and (ii) 100% equity interest of Aba Mining held by Sichuan Lingyu.

Significant Investments, Material Acquisitions and Disposals of Subsidiaries, Associates and Joint Ventures, and Future Plan for Material Investments of Capital Assets

Except as disclosed in this annual report and the audited consolidated financial statements for FY2025, there were no other significant investments held and/or committed by the Company, nor were there any other material acquisitions or disposals of subsidiaries, associates and joint ventures during FY2025.

Except as disclosed in this annual report, there were no other material investments or additions of capital assets that were not related to normal operation authorised by the Board as at the date of this annual report.

Foreign Currency Risk

The Group's foreign currency exposures arose primarily from the exchange rate movement of foreign currencies, namely, HKD, USD and SGD, against the functional currencies of respective entities within the Group.

The RMB is not freely convertible. There is a risk that the Chinese government may take actions affecting exchange rates which may have a material adverse effect on the Group's net assets, earnings and any dividends it declares if such dividend is to be exchanged or converted into foreign currencies.

The Group has not entered into any hedging transactions to manage the potential fluctuation in foreign currencies. The management monitors the Group's foreign currency exposure and will consider hedging significant foreign currency exposure when the needs arise.

資產質押

於2025年12月31日，本集團的資產質押主要涉及阿壩礦業獲授的一筆銀行貸款人民幣68.1百萬元，以(i)毛嶺—羊龍山鐵礦的採礦權；及(ii)四川凌御所持阿壩礦業100%股本權益作擔保。

重大投資、子公司、聯營公司及合營企業的重大收購及出售以及重大資本資產投資的未來計劃

除本年報及2025財政年度的經審核綜合財務報表所披露者外，於2025財政年度，本公司並無持有及／或承諾進行其他重大投資，亦無進行任何其他子公司、聯營公司及合營企業的重大收購或出售。

除本年報所披露者外，截至本年報之日，董事會並無授權在日常業務以外進行其他重大投資或添置資本資產。

外幣風險

本集團的外幣風險主要來自外幣（即港元、美元及新加坡元）兌本集團旗下相關實體的功能貨幣的匯率變動。

人民幣不可自由轉換。中國政府或會採取行動影響匯率，可能會對本集團淨資產、盈利及其宣派的任何股息（倘股息須兌換或換算為外幣）造成重大不利影響。

本集團並無進行任何對沖交易以管理潛在的外幣波動。管理層監察本集團的外幣風險，並將於有需要時考慮對沖重大的外幣風險。

Management Discussion and Analysis

管理層討論及分析

Interest Rate Risk

The Group's exposure to interest rate risk relates primarily to bank deposits, interest-bearing bank and other borrowings (which are subject to fair value interest rate risk).

The Group manages its interest rate exposure arising from all its interest-bearing loans through the use of fixed rates. In addition, the Group has not used any interest rate swaps to hedge against interest rate risk. The Group will constantly monitor the economic situation and its interest rate risk profile, and will consider appropriate hedging measures when the needs arise.

Please refer to note 25 to the consolidated financial statements of this annual report for more details of the interest rates and terms of repayment of interest-bearing bank and other borrowings.

Capital Expenditures

The Group's total capital expenditures increased by approximately RMB10.7 million to approximately RMB26.9 million for FY2025 (FY2024: RMB16.2 million) mainly due to the Group's recognition of costs associated with the resource integration process of the Maoling-Yanglongshan Mine, including costs incurred for the engineering works of the Mining Site Upgrade and Capacity Expansion.

Gearing Ratio

Gearing ratio is a measure of financial leverage, which is calculated by "net debt" divided by "total equity plus net debt". Net debt is defined as interest-bearing bank and other loans and lease liabilities, net of cash and cash equivalents and it excludes liabilities incurred for working capital purpose. Equity includes equity attributable to owners of the Company and non-controlling interests. As of 31 December 2025, the gearing ratio decreased to approximately 9.2% (FY2024: 9.9%) mainly due to partial repayment as part of the refinancing arrangement during the year.

利率風險

本集團面對的利率風險主要與銀行存款、計息銀行及其他借貸(須承受公平值利率風險)有關。

本集團利用固定利率管理全部計息貸款所產生的利率風險。此外，本集團並無利用任何利率掉期對沖利率風險。本集團將持續監察經濟狀況及其利率風險承受取向，並將於有需要時考慮適當的對沖措施。

有關計息銀行及其他借貸的利率及還款條款的更多詳情，請參閱本年報綜合財務報表附註25。

資本開支

本集團的總資本開支增加約人民幣10.7百萬元至2025財政年度約人民幣26.9百萬元(2024財政年度：人民幣16.2百萬元)，主要是由於本集團確認毛嶺一羊龍山鐵礦資源整合程序的相關成本(包括礦場升級擴產工程作業所產生的成本)所致。

借貸比率

借貸比率為金融槓桿的計量方式，按「淨債項」除以「總權益加淨債項」計算。淨債項乃界定為計息銀行及其他貸款以及租賃負債，減去現金及現金等價物，並不包括就營運資金產生的負債。權益包括歸屬於本公司擁有人的權益及非控股權益。於2025年12月31日，借貸比率下降至約9.2%(2024財政年度：9.9%)，主要是由於年內作為再融資安排一部分而作出部分還款所致。

RESOURCE AND RESERVE OF MINES UNDER THE JORC CODE (2012 EDITION) AS AT 1 JANUARY 2026

Resource Summary of the Maoling-Yanglongshan Mine

JORC Mineral Resource Category

JORC Mineral Resource Category 聯合可採儲量委員會
礦產資源類別

Maoling-Yanglongshan Mine	毛嶺—羊龍山鐵礦
Measured (M)	探明
Indicated (I)	控制
Inferred	推斷
Total	總計

Notes:

- The last digit of the figures in the table may not add up correctly because of rounding.
- The mineral resources of the Maoling-Yanglongshan Mine as at 1 January 2026 were estimated by BAW Mineral Partners Limited by depleting the mineral resources consumed throughout 2025 for the Maoling-Yanglongshan Mine.

聯合可採儲量委員會規則 (2012 年版) 下各礦場於2026年1月1日的資源量及儲量

毛嶺—羊龍山鐵礦的資源量概要

聯合可採儲量委員會礦產資源類別

Tonnage	Grade	Contained
噸數	品位	Metal
	TFe	蘊含金屬
	TFe	TFe
(Mt)	(%)	(Kt)
(百萬噸)	(%)	(千噸)
48.23	23.86	11,506
33.44	24.32	8,132
8.37	27.03	2,264
90.05	24.32	21,902

附註：

- 由於四捨五入，表內數字尾數相加未必正確。
- 毛嶺陽龍山礦於2026年1月1日的礦產資源量乃由寶萬礦產有限公司按2025年全年毛嶺—羊龍山鐵礦耗用的礦產資源量估計。

Management Discussion and Analysis

管理層討論及分析

Following the completion of the resource integration process for the Maoling-Yanglongshan Mine, the Group has engaged an independent technical advisor, BAW Mineral Partners Limited (“BAW”), to update the mineral resource estimates in conformity with the JORC Code 2012 in relation to the resources delineated within the latest tenement under the current market dynamics in southwestern region of China with pertinent assumptions, technical parameters and methodologies as detailed below:

Area (square km)	面積 (平方公里)	2.7366
Varying depth (meters)	深度差 (米)	1,860 to 2,981 1,860至2,981
Dimension (meters)	範圍 (米)	North-South: 1,920 南至北：1,920 East-West: 3,050 東至西：3,050

- accounting for market dynamics, and considering that substandard and smaller-sized resources might hold insignificant or no economic value, BAW has adopted a cut-off grade of 15% TFe with a minimum width of 2 meters; and
- the use of 3-dimensional resource modelling software using the Inverse Distance Weighted method.

The pertinent considerations for the estimation of mineral resources include:

- the estimate of mineral resources may be materially affected by environmental, permitting, legal title, taxation, socio-political, marketing, or other relevant issues and therefore, mineral resources which are not defined as ore reserves may not have demonstrated economic viability;
- the quantity and grade of Inferred Resources in this estimation are uncertain in nature and there has been insufficient exploration to define these Inferred Resources as Indicated or Measured Resources and it is uncertain if further exploration will result in upgrading them to an Indicated or Measured Resources category;

於毛嶺—羊龍山鐵礦的資源整合完成後，本集團已委聘獨立技術顧問寶萬礦產有限公司（「寶萬」）根據中國西南地區當前市場動態，按照下文所詳述的相關假設、技術參數及方法遵照聯合可採儲量委員會規則（2012年版）就最新區域內之資源更新估計礦物資源量：

- 計及市場動態，並考慮到次等及較細的資源的經濟價值可能微不足道甚或為零，寶萬已採用鐵邊界品位15%及最少可採寬度2米；及
- 採用三維資源模型軟件，當中使用反距離加權法。

估計礦產資源量的相關考慮因素包括：

- 礦產資源量估計可能受環境、許可、合法業權、稅務、社會政治、市場或其他相關事宜嚴重影響，因此礦產資源量並無被界定為礦石儲量，亦可能不反映經濟可行性；
- 是次估計中的推斷資源量的數量及品位性質無法確定，未有足夠勘探工作將該等推斷資源量界定為控制或探明資源量，亦無法確定進一步勘探會否使其升級為控制或探明資源量類別；

- mineral resources are constrained to the mining license or exploration license, as applicable;
 - mineral resources are estimated on an in-situ basis (i.e. as an in-situ tonnage and not adjusted for mining recovery);
 - mineral resources are depleted by mined out tonnage; and
 - mineral resources are estimated based on the survey data made available as of 31 December 2025.
- 礦產資源量受採礦許可證及勘探許可證(如適用)限制;
 - 礦產資源量按原位基準估計, 即為原位噸數, 未就採礦回收調整;
 - 礦產資源量按開採噸數消耗; 及
 - 礦產資源量基於2025年12月31日可供使用的調查數據估計。

RESOURCE OF MINES UNDER THE CLASSIFICATION FOR RESOURCES/RESERVES OF SOLID FUELS AND MINERAL COMMODITIES (GB/T 17766-1999) AS AT 1 JANUARY 2026

Resource Summary of the Shigou Gypsum Mine

The mineral resources of the Shigou Gypsum Mine under the Classification for Resources/Reserves of Solid Fuels and Mineral Commodities (GB/T 17766-1999) have not been changed since the disclosure in the Group's 2015 annual report. The assumption of the resources of the Shigou Gypsum Mine is 82.51% "gypsum + anhydrite" cut-off grade and 1 metre minimum in width.

EMPLOYEES AND EMOLUMENT POLICIES

As at 31 December 2025, the Group had a total of 316 dedicated full time employees (FY2024: 356 employees), including 5 management staff members, 22 technical staff members, 36 administrative and sales & marketing staff members, and 253 operational staff members. For FY2025, the employee benefit expenses (including Directors' remuneration in the form of fees, salaries and other allowances) was approximately RMB34.7 million (FY2024: RMB32.3 million).

The emolument policies of the Group are based on performance, experience, competence and market comparable. Remuneration packages generally comprise salary, housing allowance, contribution to pension schemes and discretionary bonuses relating to the performance of the Group. The Group has also adopted a share option scheme for its employees, providing incentives and rewards to eligible participants with reference to their contributions. Proper training programmes were implemented in order to promote employees' career development and progression within the Group.

固體礦產資源／儲量分類(GB/T 17766-1999)下各礦場於2026年1月1日的資源量

石溝石膏礦的資源量概要

根據固體礦產資源／儲量分類(GB/T 17766-1999), 石溝石膏礦的礦產資源量自本集團2015年年報所披露以來並無變化。石溝石膏礦資源量的假設為「石膏+無水石膏」邊界品位為82.51%及最小可採寬度為1米。

僱員及酬金政策

於2025年12月31日, 本集團共有316名全職僱員(2024財政年度: 356名僱員), 包括5名管理人員、22名技術員、36名行政及銷售與營銷人員以及253名營運人員。2025財政年度的僱員福利開支(包括以袍金、薪金及其他津貼形式發放的董事薪酬)約為人民幣34.7百萬元(2024財政年度: 人民幣32.3百萬元)。

本集團的酬金政策按表現、經驗、能力及市場可比較公司釐定。薪酬待遇一般包括薪金、房屋津貼、退休金計劃供款及與本集團表現掛鈎的酌情花紅。本集團亦為僱員採納一項股份期權計劃, 以參照合資格參與人士的貢獻給予彼等鼓勵及嘉許。本集團已推行適當的培訓課程, 促進僱員在本集團的事業發展及晉升。

OTHER SIGNIFICANT EVENTS

The 2026 FM Framework Agreement

Sichuan Lingwei entered into (i) the 2026 Huili FM Agreement with Huili Caitong and Xiushuihe Mining; and (ii) the 2026 Yanyuan FM Agreement with Yanyuan Xigang on 7 November 2025, as a continuity of the 2023 FM Framework Agreements. Pursuant to the 2026 FM Framework Agreements, Sichuan Lingwei has agreed to provide a wide range of facility management services covering industrial, logistics, and commercial properties and related facilities, including operational site routine services, mining engineering support and consultancy services (the "FM Services"), to Huili Caitong, Xiushuihe Mining and Yanyuan Xigang. The term of the 2026 Huili FM Agreement and the 2026 Yanyuan FM Agreement is from 1 January 2026 until 31 December 2028. The proposed annual caps for the transactions contemplated under the 2026 Huili FM Agreement and the 2026 Yanyuan FM Agreement are no more than RMB34.0 million and RMB4.0 million, respectively, for each of the three years ending 31 December 2028.

The Company has on 30 December 2025 obtained the Independent Shareholders' approval for the Company to continue the provision of FM Services under the 2026 FM Framework Agreements commencing from 1 January 2026 to 31 December 2028.

Please refer to the Company's announcements dated 7 November 2025 and the Company's circular dated 15 December 2025 for further details.

Upgrade and expansion of capacity for the Maoling-Yanglongshan Mine

Aba Mining entered into a construction contract with a contractor, named Zhejiang Zhongxiang Construction Group Co., Ltd.*, to which the contractor provided services in relation to construction and engineering works for the Mining Site Upgrade and Capacity Expansion for a contract sum of RMB34.0 million, on 30 September 2025. This upgrade project of the Maoling Yanglongshan Mine is expected to progressively increase the annual production capacity of iron concentrates by approximately 30% to 40% upon optimisation of the upgraded production capacity in full commercial scale, which would in turn improve economies of scale and lower production unit cost, barring unforeseen circumstances.

其他重大事項

2026年設施管理服務框架協議

四川凌威於2025年11月7日(i)與會理財通及秀水河礦業訂立2026年會理設施管理服務協議；及(ii)與鹽源西鋼訂立2026年鹽源設施管理服務協議，以延續2023年設施管理服務框架協議。根據2026年設施管理服務框架協議，四川凌威同意向會理財通、秀水河礦業及鹽源西鋼提供廣泛的設施管理服務，涵蓋工業、物流及商用物業以及相關設施，包括日常營運現場服務、採礦工程協助及諮詢服務（「設施管理服務」）。2026年會理設施管理服務協議及2026年鹽源設施管理服務協議的年期由2026年1月1日起至2028年12月31日止。根據2026年會理設施管理服務協議及2026年鹽源設施管理服務協議擬進行的交易於截至2028年12月31日止三個年度各年的建議年度上限分別不多於人民幣34.0百萬元及人民幣4.0百萬元。

本公司已於2025年12月30日獲獨立股東批准本公司根據2026年設施管理服務框架協議提供設施管理服務，為期由2026年1月1日起至2028年12月31日止。

進一步詳情請參閱本公司日期為2025年11月7日的公告及日期為2025年12月15日的通函。

毛嶺—羊龍山鐵礦升級擴產

於2025年9月30日，阿壩礦業與名為浙江中巷建工集團有限公司的承包商訂立施工合約，據此，承包商就礦場升級擴產的施工及工程作業提供服務，合約總額為人民幣34.0百萬元。毛嶺—羊龍山鐵礦升級項目預期以全面商業規模優化升級產能後，將逐步令鐵精礦的年產能增加約30%至40%，而除非出現不可預見的情況，否則將進而提高規模經濟效益及降低生產單位成本。

In accordance with the construction contract, the contractor shall take not more than 15 months to complete the construction and engineering works. At the same time, construction of ancillary safety facilities must also be carried out based on applicable national standards, during which on-site production at the Maoling-Yanglongshan Mine will need to be temporarily suspended in compliance with the PRC regulatory requirements.

Please refer to the Company's announcements dated 30 September 2025 and 6 October 2025 for further details.

2025 Master Guarantee Agreement

The Company has on 26 May 2025 obtained the Independent Shareholders' approval for the Company to continue the provision of the CVT Guarantees under the 2025 Master Guarantee Agreement commencing from 1 January 2025 to 31 December 2027 subject to a maximum guaranteed amount of not more than RMB930.0 million. The CVT Guarantees under the 2025 Master Guarantee Agreement covered the indebtedness owed by Huili Caitong and Xiushuihe Mining to the Financial Institutions and any related rolled-over loans approved by the Financial Institutions.

Please refer to the Company's announcement dated 9 May 2025, the Company's circular dated 9 May 2025, and the section headed "Contingent Liabilities and Financial Guarantees" in this annual report for further details.

根據施工合約，承包商完成施工及工程作業耗時不得超過15個月。與此同時，配套安全設施亦必須根據適用的國家標準施工，而在此期間，遵照中國的監管規定，毛嶺一羊龍山鐵礦將需要暫時停產。

進一步詳情請參閱本公司日期為2025年9月30日及2025年10月6日的公告。

2025年主擔保協議

本公司於2025年5月26日已獲獨立股東批准本公司繼續根據2025年主擔保協議提供中國鐵鈦擔保，為期由2025年1月1日起至2027年12月31日止，最高擔保額不超過人民幣930.0百萬元。2025年主擔保協議下的中國鐵鈦擔保涵蓋會理財通及秀水河礦業結欠金融機構的債務，以及經金融機構批准的任何相關展期貸款。

進一步詳情請參閱本公司日期為2025年5月9日的公告、日期為2025年5月9日的通函及本年報「或有負債及財務擔保」一節。

Profile of Directors and Senior Management

董事及高級管理層簡介

CHAIRMAN AND NON-EXECUTIVE DIRECTOR

Mr. Teh Wing Kwan

Mr. Teh, aged 53, was appointed as the non-executive Director on 26 July 2017 and subsequently appointed as the chairman of the Board on 12 October 2017. Mr. Teh is also the chairman of the nomination committee of the Company.

Mr. Teh, a sophisticated investor, specialises in corporate restructuring, corporate finance, and merger & acquisition. He is currently the appointed:

- non-executive, non-independent chairman for Skylink Holdings Limited (“Skylink”) (SGX: XZB);
- non-executive, non-independent chairman for Livingstone Health Holdings Limited (“Livingstone Health”) (SGX: PRH);
- lead independent director for Sapphire Corporation Limited (SGX: BRD) (“Sapphire”);
- lead independent director for Yangzijiang Maritime Development Ltd (SGX: 8YZ); and
- advisor for Koda Ltd (SGX: BJZ).

Mr. Teh stays as a controlling shareholder of and chairman for Skylink, post Reverse Takeover (“RTO”) of one of the largest commercial vehicles leasing companies in Singapore via Sincap Holdings Limited in September 2025. Mr. Teh was the controlling shareholder, and executive chairman of Citicodex Ltd from July 2018 to February 2021 where he initiated and completed the RTO of a multi-disciplinary healthcare services group, Livingstone Health. Mr. Teh was also the group CEO and managing director of Sapphire from October 2013 to December 2017. Under his leadership, Sapphire underwent major corporate restructuring and business transformation exercises. He led Sapphire to be the first company listed outside Hong Kong to receive “The Listed Enterprise Excellence Awards 2016” from the Hong Kong-based Capital Weekly. Mr. Teh also served as a non-executive director for other public companies listed on the Hong Kong Stock Exchange, SGX-ST and ASX.

主席兼非執行董事

鄭永權先生

鄭先生，五十三歲，於2017年7月26日獲委任為非執行董事，其後於2017年10月12日獲委任為董事會主席。鄭先生亦為本公司提名委員會主席。

鄭先生乃資深投資者，擅長企業重組、企業融資及併購。彼目前已獲委任為：

- Skylink Holdings Limited (「Skylink」，新交所代碼：XZB) 的非執行非獨立主席；
- Livingstone Health Holdings Limited (「Livingstone Health」，新交所代碼：PRH) 的非執行非獨立主席；
- 盛世企業有限公司* (「盛世企業」，新交所代碼：BRD) 的首席獨立董事；
- 揚子江海事發展有限公司 (新交所代碼：8YZ) 的首席獨立董事；及
- Koda Ltd (新交所代碼：BJZ) 的顧問。

鄭先生於2025年9月透過Sincap Group Limited 反收購新加坡其中一間最大型商用車租賃公司後，繼續擔任Skylink的控股股東兼主席。鄭先生於2018年7月至2021年2月曾為城式企業有限公司的主要股東及執行主席，發起並完成一個多學科醫療集團Livingstone Health的反收購。鄭先生於2013年10月至2017年12月亦曾任盛世企業的集團首席執行官兼總裁。盛世企業在其領導下進行一項重大企業重組及業務轉型活動。彼引領盛世企業成為首間榮獲香港資本壹週「傑出上市企業大獎2016」的香港境外上市公司。鄭先生亦曾出任香港聯交所、新交所及澳交所其他上市公司的非執行董事。

* 僅供識別

Profile of Directors and Senior Management 董事及高級管理層簡介

Some of Mr. Teh's other investments and corporate portfolios, among others, were that he advised and completed the restructuring and initial public offering (the "IPO") exercise of Koda Ltd (which was named one of the best 200 companies under a billion by Forbes Asia in 2006 and 2022) on the SGX-ST in 2002. Mr. Teh had also previously (i) evaluated and advised on a potential spinoff plan for the proposed IPO of a foreign-controlled enterprise on the Ho Chi Minh Stock Exchange in 2006; (ii) advised and completed the RTO of a Singapore-based healthcare company via an ASX-listed fashion design house in 2009; and (iii) involved in several other corporate actions for other publicly listed companies, family-owned enterprises and regional asset owners.

Mr. Teh is a Fellow Member of the Association of Chartered Certified Accountants (United Kingdom), a Fellow Chartered Accountant of the Institute of Singapore Chartered Accountants, an International Affiliate of the Hong Kong Institute of Certified Public Accountants, a Chartered Accountant with the Malaysian Institute of Accountants, a Senior Accredited Director accredited by the Singapore Institute of Directors, and a Fellow Member of the Hong Kong Securities and Investment Institute. He was nominated for the 2015 and 2016 Asia Pacific Entrepreneurship Awards (Singapore) in the Industrial and Commercial Products category, as well as for the 2017 and 2018 Outstanding Leaders in Asia Corporate Excellence & Sustainability Awards in the Leadership category.

鄭先生曾參與多項其他投資及企業項目，其中包括於2002年提供顧問意見並完成Koda Ltd的企業重組及其於新交所的上市計劃，而Koda Ltd於2006年及2022年名列亞洲福布斯收入10億美元以下企業200強。鄭先生亦曾(i)於2006年為一間外資控制企業於胡志明證券交易所的可能分拆上市計劃進行評估及提供顧問意見；(ii)於2009年提供顧問意見，並透過反收購一間澳交所上市時裝設計公司完成一間新加坡醫療公司的反收購；及(iii)曾參其他公眾上市公司、家族企業及區域資產擁有人的多項其他企業活動。

鄭先生為英國特許公認會計師公會資深會員、新加坡特許會計師協會的資深特許會計師、香港會計師公會的國際聯繫會員、馬來西亞會計師公會的特許會計師、新加坡董事學會認可的高級認可董事以及香港證券及投資學會的學會資深會員。彼獲提名競逐2015年及2016年(新加坡)亞太工商行業企業收購專家，以及2017年及2018年亞洲企業卓越與可持續發展大獎領袖類別傑出領袖。

Profile of Directors and Senior Management

董事及高級管理層簡介

EXECUTIVE DIRECTORS

Mr. Hao Xiemin

Mr. Hao, aged 44, has been an executive Director and was the financial controller of the Company since 1 January 2018. He has been re-designated as the chief executive officer of the Company since 1 July 2023. Mr. Hao is also a director/supervisor of certain key subsidiaries of the Company and is responsible for the financial reporting and management of these subsidiaries. He has more than 20 years of experience in financial management and has also previously participated in the IPO exercise of the Company, including pre-IPO reorganisation, merger and acquisition, corporate finance matters and operational reorganisation. Prior to joining the Company, Mr. Hao was the financial supervisor of the Panxi Region of the mining branch of Chuan Wei from March 2010 to January 2012, a financial supervisor in each of the financial management department of Chuan Wei from May 2006 to March 2010 and Sichuan Longwei Metal Products Co., Ltd.* from July 2004 to April 2006, respectively. Mr. Hao has a professional qualification as an International Certified Management Accountant. Mr. Hao obtained a bachelor's degree in accounting from Southwestern University of Finance and Economics in June 2004.

Mr. Wang Hu

Mr. Wang, aged 46, has been an executive Director since 1 January 2018. He is also a member of the remuneration committee and an authorized representative of the Company. Mr. Wang is the head of legal and compliance department of the Company. Mr. Wang is also a director of certain key subsidiaries of the Company and is responsible for legal and compliance matters of these subsidiaries. On 17 March 2023, Mr. Wang has been appointed as a non-independent non-executive director and a member of the strategic committee of Atlantic China Welding Consumables, Inc., a company listed on the SSE. Mr. Wang has more than 20 years of experience in legal and compliance matters. Mr. Wang has previously participated in the pre-IPO reorganisation and IPO exercise of the Company, including merger and acquisition. He is responsible for the legal and compliance matters of the Group after the listing of the Company. Prior to joining the Company, Mr. Wang was the supervisor of legal department of Chuan Wei from September 2003 to August 2008 and worked as a client relationship manager in Agricultural Bank of China, Chongqing Changshou branch* from August 2002 to September 2003. Mr. Wang obtained a bachelor's degree in law from Southwest University of Political Science & Law in July 2002 and a master's degree in business administration from Sichuan University in December 2020.

執行董事

郝謝敏先生

郝先生，四十四歲，自2018年1月1日起擔任執行董事兼本公司的財務總監。彼自2023年7月1日起調任為本公司的首席執行官。郝先生亦出任本公司若干主要子公司的董事／監事並負責該等子公司的財務報告及管理。彼擁有超過二十年財務管理經驗，曾參與本公司的首次公開發售活動，包括首次公開發售前重組、併購、企業融資事宜及業務重組。於加入本公司前，郝先生於2010年3月至2012年1月為川威旗下礦業分公司攀西地區的財務主管；於2006年5月至2010年3月為川威財務管理部的財務主管；及於2004年7月至2006年4月為四川省龍威金屬製品有限公司財務管理部的財務主管。郝先生擁有國際註冊管理會計師專業資格。郝先生於2004年6月取得西南財經大學會計學士學位。

王虎先生

王先生，四十六歲，自2018年1月1日起擔任執行董事。彼亦為本公司的薪酬委員會成員及授權代表。王先生為本公司法律與合規部主管。王先生亦為本公司若干主要子公司的董事，負責該等子公司的法律及合規事宜。於2023年3月17日，王先生獲委任為上交所上市公司四川大西洋焊接材料股份有限公司的非獨立非執行董事及戰略委員會成員。王先生擁有逾二十年法律及合規事宜經驗。王先生曾參與本公司首次公開發售前重組及首次公開發售活動，包括併購。彼於本公司上市後負責本集團的法律及合規事宜。於加入本公司前，王先生於2003年9月至2008年8月為川威的法律部主管，並於2002年8月至2003年9月於中國農業銀行重慶市長壽支行任職客戶關係經理。王先生於2002年7月取得西南政法大學法律學士學位，並於2020年12月取得四川大學工商管理碩士學位。

INDEPENDENT NON-EXECUTIVE DIRECTORS

Mr. Yu Haizong

Mr. Yu, aged 61, has been an independent non-executive Director since 4 September 2009. Mr. Yu is also the chairman of the audit committee and a member of the nomination committee and the remuneration committee of the Company. Mr. Yu was a chartered public accountant in Sichuan Tongde Certified Accountants Firm* (formerly known as Chengdu Xinda Certified Accountants Firm*) from 1994 to 2000, a member of the expert panels of the Land and Resources Department of Sichuan Province and the Science and Technology Department of Sichuan*. Mr. Yu is a chartered public accountant (non-practicing) in the PRC, and a professor, master's and doctoral supervisor of the Accounting Faculty of Southwestern University of Finance and Economics in Chengdu, Sichuan Province. Mr. Yu is also the chairman of the professor committee in the School of Accounting at the Southwestern University of Finance and Economics in Chengdu, Sichuan Province.

Currently, Mr. Yu is an independent non-executive director of the Bank of Chengdu Co., Ltd.* (listed on the SSE), and an independent non-executive director, the chairman of the nomination committee and a member of the strategic committee of Sichuan Expressway Company Limited (listed on the SSE and the Hong Kong Stock Exchange). He ceased to be an independent non-executive director of HitGen Inc., (listed on the SSE) on 14 September 2025 upon completion of his term of office.

Mr. Yu also served as an independent director for several other public companies listed on the SZSE and the SSE from 1998 to 2024, including Chengdu Haoneng Technology Co., Ltd.* from May 2021 to May 2024.

Mr. Yu received a bachelor's degree from Southwestern University of Finance and Economics in Chengdu, Sichuan Province in economics (accounting) in July 1988, a master's degree in economics (accounting) in December 1992 and a doctoral degree in management (accounting) in March 2002. Through his professional qualification as a chartered public accountant, his education background in accounting and his previous experience as an independent non-executive director of public companies, he meets the criteria for accounting and related financial management expertise as required by Rule 3.10(2) of the Listing Rules.

The Directors are of the view that Mr. Yu's background and experience in internal controls and reviewing and analysing audited financial statements of a public company that he gained when he was serving as a member or chairman of the audit committees of various public companies enables him to meet the requirements under Rule 3.10(2) of the Listing Rules.

獨立非執行董事

余海宗先生

余先生，六十一歲，自2009年9月4日起擔任獨立非執行董事。余先生亦為本公司審核委員會主席、提名委員會成員及薪酬委員會成員。余先生在1994年至2000年是四川同德會計師事務所（前身為成都信達會計師事務所）的註冊會計師，並曾為四川省國土資源廳及四川省科學技術廳的專家小組成員。余先生是中國認證的註冊會計師（非執業）以及四川省成都西南財經大學會計學院的教授、碩士及博士生導師。余先生亦是四川省成都西南財經大學會計學院教授委員會主席。

現時，余先生是成都銀行股份有限公司（於上交所上市）的獨立非執行董事、四川成渝高速公路股份有限公司（於上交所及香港聯交所上市）的獨立非執行董事、提名委員會主席及戰略委員會成員。彼於2025年9月14日完成任期後不再擔任成都先導藥物開發股份有限公司（於上交所上市）的獨立非執行董事。

在1998年至2024年期間，余先生亦曾擔任多間在深交所及上交所上市的其他公眾公司的獨立董事，包括成都豪能科技股份有限公司（於2021年5月至2024年5月期間）。

余先生在1988年7月榮獲四川省成都西南財經大學經濟學（會計學）專業學士學位，1992年12月榮獲經濟學（會計學）碩士學位，2002年3月榮獲管理學（會計學）博士學位。彼擁有註冊會計師的專業資格、會計教育背景及過往作為上市公司獨立非執行董事的經驗，符合上市規則第3.10(2)條規定的會計及有關財務管理專長標準。

董事認為余先生作為多間上市公司的審核委員會成員或主席，在內部監管以及審閱分析上市公司經審核財務報表方面獲得的背景及經驗，使彼符合上市規則第3.10(2)條的規定。

Profile of Directors and Senior Management

董事及高級管理層簡介

Mr. Liu Yi

Mr. Liu, aged 63, has been an independent non-executive Director since 4 September 2009. Mr. Liu is also the chairman of the remuneration committee, a member of the audit committee, and the nomination committee of the Company. Mr. Liu has been working at Sichuan Metallurgical Design and Research Institute since July 1987, engaging in project consulting, beneficiation process and mining design, feasibility study and relevant engineering design work and specialising in mineral processing engineering. His past experiences in mining design projects include constructing iron concentrate production lines of various capacities and mining operations planning for vanadium-bearing titanomagnetite mines. He is the deputy chief engineer and the chief project designer of the mining engineering institute of Sichuan Metallurgical Design and Research Institute. He is also a Work Safety Expert in Sichuan* appointed by the Department of Emergency Management of Sichuan Province. Mr. Liu graduated from the faculty of mineral resource engineering of Xi'an Metallurgy and Architecture College* in Shaanxi, now known as Xi'an University of Architecture and Technology, and received a bachelor's degree in engineering in 1987.

Mr. Wu Wen

Mr. Wu, aged 56, has been an independent non-executive Director since 1 November 2014. Mr. Wu is also a member of the audit committee and the nomination committee of the Company. Mr. Wu is a qualified lawyer in the PRC. Mr. Wu graduated from Peking University School of Law in 1990. Mr. Wu obtained a Juris Doctor degree from Northwestern School of Law of Lewis and Clark College in 1998. Mr. Wu worked as an associate of Sichuan Canway Law Firm from August 1998 to May 2002 and later became a partner from February 2003 to December 2008. Mr. Wu also worked as legal counsel for Kodak (China) Company Limited from May 2002 to December 2002. Mr. Wu practiced law as a partner of Tahota Law Firm from February 2009 to February 2014. Since March 2014, Mr. Wu has been a partner of Zhong Lun Law Firm. Mr. Wu is a member of the Chinese Bar Association.

Mdm. Tang Guoqiong

Mdm. Tang, aged 62, has held various positions at the Southwestern University of Finance and Economics ("SWUFE") since July 1988, and she has been appointed a professor at SWUFE since November 2009. She has received numerous recognition for her works from, among others, the Ministry of Finance of the People's Republic of China, People's Government of Sichuan Province, China National MPACC Education Steering Committee, Sichuan Institute of Certified Public Accountants and SWUFE for her contribution and/or publication of academic papers and research articles in her fields of accounting and finance expertise.

劉毅先生

劉先生，六十三歲，自2009年9月4日起擔任獨立非執行董事。劉先生亦為本公司薪酬委員會主席、審核委員會成員及提名委員會成員。劉先生自1987年7月起任職於四川省冶金設計研究院，從事項目顧問、礦石洗選及採礦設計、可行性研究以及相關工程設計的工作，並專責礦物洗選工程。彼具有採礦設計項目（包括建設具各種產能的鐵精礦生產線及鈦鈹磁鐵礦採礦營運計劃）的經驗。劉先生現任四川省冶金設計研究院副總工程師及首席項目設計師。彼現時亦為獲四川省应急管理廳委聘的四川安全生產專家。劉先生在1987年畢業於陝西省的西安冶金建築學院（現稱為西安建築科技大學）的礦產資源系，並榮獲工程學學士學位。

吳文先生

吳先生，五十六歲，自2014年11月1日起擔任獨立非執行董事。吳先生亦為本公司審核委員會成員及提名委員會成員。吳先生為中國合資格律師。吳先生於1990年畢業於北京大學法學院。彼於1998年取得Northwestern School of Law of Lewis and Clark College的法律博士學位。吳先生於1998年8月至2002年5月擔任四川康維律師事務所律師，後於2003年2月至2008年12月成為合夥人。於2002年5月至2002年12月，吳先生亦擔任柯達（中國）股份有限公司的法律顧問。於2009年2月至2014年2月，吳先生於泰和泰律師事務所執業，擔任合夥人。由2014年3月至今，吳先生是中倫律師事務所的合夥人。吳先生為中國律師協會會員。

唐國瓊女士

唐女士，六十二歲，自1988年7月起曾擔任西南財經大學（「西南財大」）的不同職位，自2009年11月起獲委任為西南財大教授。彼曾參與及／或發表會計及財務專業領域的學術論文及研究文章，工作多次受到（其中包括）中華人民共和國財政部、四川省人民政府、全國會計專業學位研究生教育指導委員會、四川省註冊會計師協會及西南財大的嘉獎。

Profile of Directors and Senior Management 董事及高級管理層簡介

Currently, Mdm. Tang serves as an independent director for other publicly listed companies. Specifically, Mdm. Tang has been appointed independent director of SI-TECH Information Technology Co., Ltd (listed on the SZSE), Tianqi Lithium Corporation (dual-listed on the SZSE and the Hong Kong Stock Exchange), Sichuan Mingxing Electric Power Co., Ltd (listed on the SSE), and HitGen Inc. (listed on the SSE) with effect from 15 September 2025. She ceased to be an independent director of SI-TECH Information Technology Co., Ltd (listed on the SZSE) on 30 June 2025 upon completion of her term of office.

Mdm. Tang also served as an independent director for several other public companies listed on the SZSE and the SSE from 2008 to 2024, including Chengdu Shengnuo Biotechnology Co., Ltd., (listed on the SSE) from December 2018 to January 2024.

Mdm. Tang obtained her bachelor's, master's and Ph.D. degrees in accounting from SWUFE in July 1985, July 1988, and June 2009, respectively.

SENIOR MANAGEMENT

Mr. Hao Xiemin

Mr. Hao is the chief executive officer of the Company. Details of his biography are set out above in this section.

Mr. Wang Hu

Mr. Wang is the head of legal and compliance of the Company. Details of his biography are set out above in this section.

目前，唐女士為其他公眾上市公司的獨立董事。具體而言，唐女士已獲委任為北京思特奇信息技術股份有限公司（於深交所上市）、天齊鋰業股份有限公司（於深交所及香港聯交所兩地上市）及四川明星電力股份有限公司（於上交所上市）的獨立董事，以及自2025年9月15日起獲委任為成都先導藥物開發股份有限公司（於上交所上市）的獨立董事。彼於2025年6月30日完成任期後不再擔任北京思特奇信息技術股份有限公司（於深交所上市）的獨立董事。

在2008年至2024年期間，唐女士亦曾擔任多間在深交所及上交所上市的其他公眾公司的獨立董事，包括於2018年12月至2024年1月期間擔任成都聖諾生物科技有限公司（於上交所上市）的獨立董事。

唐女士於1985年7月、1988年7月及2009年6月分別獲得西南財大的會計學學士、碩士及博士學位。

高級管理層

郝謝敏先生

郝先生為本公司首席執行官，其履歷詳情載於本節上文。

王虎先生

王先生為本公司法律及合規部部長，其履歷詳情載於本節上文。



DIRECTORS'
REPORT
董事會報告書

The Directors hereby present their report and the audited consolidated financial statements of the Group for FY2025.

PRINCIPAL ACTIVITIES

The Company is an investment holding company. The principal activities of its subsidiaries are mining and ore processing, sale of self-produced products, trading of steels, mining facilities management and management of strategic investments. Details of the Company's subsidiaries as at 31 December 2025 are set out in note 1 to the consolidated financial statements of this annual report.

BUSINESS REVIEW

A review of the business of the Group as well as a discussion and analysis of the Group's performance during FY2025 as required by Schedule 5 to the Companies Ordinance (Chapter 622 of the Laws of Hong Kong), including a discussion of the principal risks and uncertainties facing the Group, and an indication of likely future developments in the Group's business can be found in the sections headed "Chairman's Statement", "Management Discussion and Analysis" and "Corporate Governance Report – Risk Management and Internal Control" in this annual report. These discussions form part of this Directors' Report.

PERMITTED INDEMNITY

The Articles provide that the Directors shall be indemnified and secured harmless out of the assets and profits of the Company from and against all actions, costs, charges, losses, damages and expenses which they shall or may incur or sustain by or by reason of any act done, concurred in or omitted in or about the execution of their duty; provided that this indemnity shall not extend to any matter in respect of any fraud or dishonesty which may attach to any of the Directors.

The Company maintains directors' and officers' liability insurance, which gives appropriate cover for any legal action brought against its Directors and officers.

RESULTS

The results of the Group for FY2025 are set out in the consolidated financial statements on pages 112 to 248 of this annual report.

董事謹此提呈其報告書以及本集團2025財政年度的經審核綜合財務報表。

主要業務

本公司為一間投資控股公司，其子公司的主要業務為進行採礦及礦石洗選、銷售自產產品、鋼鐵貿易、採礦設施管理及管理策略性投資。本公司子公司於2025年12月31日的詳情載於本年報綜合財務報表附註1。

業務回顧

按香港法例第622章《公司條例》附表5規定對本集團業務作出的審視及本集團2025財政年度的表現的討論及分析，包括有關本集團面對的主要風險及不明朗因素的討論及本集團業務可能的未來發展的揭示，請參閱本年報「主席報告書」、「管理層討論及分析」及「企業管治報告－風險管理及內部監控」各節。此等討論屬於本董事會報告書的一部分。

獲准許的彌償條文

細則規定，董事將可就彼等因執行彼等的職務或因就此而作出、贊同作出或沒有作出的任何行動而將會或可能承擔或蒙受的所有訴訟、成本、押記、損失、損害賠償及開支獲得以本公司的資產及利潤作出的彌償保證及免受損害，惟此彌償保證並不延伸至與任何董事的任何欺詐或不誠實行為有關的任何事項。

本公司已為董事和高級職員投保責任保險，以為董事和高級職員被提起任何法律行動提供適切保障。

業績

本集團2025財政年度的業績載於本年報第112至第248頁的綜合財務報表。

Directors' Report

董事會報告書

DIVIDEND POLICY AND FINAL DIVIDEND

Under the Company's dividend policy in recommending or declaring dividends, the Company will maintain adequate cash reserves for meeting its working capital requirements and future growth as well as its shareholder value. When considering the declaration and payment of dividends, the Board will consider a number of factors, including but not limited to: (i) the Group's financial results and cash flow position; (ii) the Group's future operations and earnings; (iii) the Group's expected capital requirements and expansion plans; (iv) the Group's debt to equity ratios and the debt level; (v) any restrictions on payment of dividends under any financial covenant undertaken by the Group; (vi) the retained earnings and distributable reserves of the Company and each of the members of the Group; (vii) the Shareholders' expectations and industry norms; and (viii) the general market conditions.

The Board does not recommend the payment of a final dividend to the Shareholders for FY2025 (FY2024: Nil).

CLOSURE OF REGISTER OF MEMBERS

The register of members of the Company will be closed from Tuesday, 19 May 2026 to Friday, 22 May 2026 (both days inclusive) during which no transfer of Shares will be effected. In order to determine the entitlement to attend and vote at the 2026 AGM, all share transfers accompanied by the relevant share certificates must be lodged with the Company's Hong Kong branch share registrar, Computershare Hong Kong Investor Services Limited, at Shops 1712-1716, 17th Floor, Hopewell Centre, 183 Queen's Road East, Wanchai, Hong Kong for registration no later than 4:30 p.m. on Monday, 18 May 2026.

PROPERTY, PLANT AND EQUIPMENT

Details of the movements during FY2025 in the Group's property, plant and equipment are set out in note 12 to the financial statements of this annual report.

SHARE CAPITAL

There was no change in the authorised and issued share capital of the Company during FY2025. Details of the movements during the year in the issued share capital of the Company are set out in note 27 to the consolidated financial statements of this annual report.

股息政策及末期股息

根據本公司的股息政策，於建議或宣派股息時，本公司將保留足夠現金儲備，以應付營運資金需要及未來增長，以及滿足股東價值。於考慮宣派及派付股息時，董事會將考慮多項因素，包括但不限於：(i)本集團的財務業績及現金流狀況；(ii)本集團的未來營運及盈利；(iii)本集團的預期資金需要及擴充計劃；(iv)本集團的債務對權益比率及債務水平；(v)本集團承擔的任何財務契約下的任何派息限制；(vi)本公司及本集團旗下各成員公司的留存盈利及可分派儲備；(vii)股東預期及行業標準；及(viii)整體市況。

董事會不建議向股東派付2025財政年度的末期股息（2024財政年度：無）。

暫停辦理股東登記手續

本公司將於2026年5月19日（星期二）至2026年5月22日（星期五）（包括首尾兩日）暫停辦理股東登記手續，於該期間概不會執行任何股份轉讓。為確定出席2026年股東週年大會及於會上表決的資格，所有股份過戶文件連同相關股票必須不遲於2026年5月18日（星期一）下午4時30分交回本公司的香港股份登記分處香港中央證券登記有限公司（地址為香港灣仔皇后大道東183號合和中心17樓1712-1716舖），以辦理登記手續。

物業、廠房及設備

本集團的物業、廠房及設備於2025財政年度的變動詳情載於本年報財務報表附註12。

股本

於2025財政年度，本公司的法定及已發行股本概無變動。本公司已發行股本於年內的變動詳情載於本年報綜合財務報表附註27。

DISTRIBUTABLE RESERVES

Details of the movements during FY2025 in the reserves of the Group are set out in the consolidated statement of changes in equity on page 116 of this annual report.

As at 31 December 2025, the Company's reserves available for distribution to the Shareholders in accordance with the Articles were RMB1,877.5 million.

Under the Companies Act, subject to the provision of the Articles, the share premium account may be applied by the Company in paying distributions or dividends to its members or in paying up unissued shares to be issued to its members as fully paid bonus shares, provided that no distribution or dividend may be paid to members out of the share premium account unless immediately following the date on which the distribution or dividend is proposed to be paid, the Company is able to pay its debts as they fall due in the ordinary course of business.

The reserves of the Company available for distribution depend on the dividend distributable by the Company's subsidiaries. For dividend purposes, the amount which the Company's subsidiaries in the PRC can legally distribute by way of a dividend is determined by reference to their distributable profits as reflected in the PRC statutory financial statements which are prepared in accordance with accounting principles generally accepted in the PRC. These distributable profits differ from those that are reflected in the Group's consolidated financial statements prepared in accordance with the IFRSs.

FINANCIAL SUMMARY

A summary of the results, assets, liabilities and non-controlling interests of the Group for the last five financial years is set out on pages 249 to 250 of this annual report.

BANK AND OTHER LOANS

Details of the loans and borrowings of the Group for FY2025 are set out in note 25 to the consolidated financial statements of this annual report.

MAJOR CUSTOMERS AND SUPPLIERS

For FY2025 and FY2024, sales to the Group's five largest customers accounted for 97.1% and 94.2% of the total revenue of the Group, respectively, and sales to the largest customer accounted for 69.4% and 27.9%, respectively.

可分派儲備

本集團儲備於2025財政年度的變動詳情載於本年報第116頁的綜合股權變動表。

於2025年12月31日，根據細則，本公司可供分派予股東的儲備為人民幣1,877.5百萬元。

根據公司法及在細則條文的規限下，本公司可以股份溢價賬向其股東作出分派或派付股息，或將發行予其股東的未發行股份繳足及入賬列作繳足紅股，惟倘於緊隨建議作出分派或派付股息當日後，本公司無法於日常業務中支付到期債項，則不得以股份溢價賬向股東作出任何分派或派付股息。

本公司的可供分派儲備視乎本公司子公司的可供分派股息而定。就股息而言，於釐定本公司中國子公司可合法地以股息方式分派的金額時，會參考根據中國公認會計原則編製的中國法定財務報表所顯示的可供分派利潤。該等可供分派利潤與本集團根據國際財務報告準則編製的綜合財務報表所顯示者有所不同。

財務摘要

本集團於過去五個財政年度的業績、資產、負債及非控股權益摘要載於本年報第249至第250頁。

銀行及其他貸款

本集團於2025財政年度的貸款及借貸詳情載於本年報綜合財務報表附註25。

主要客戶及供應商

於2025財政年度及2024財政年度，本集團向五大客戶作出的銷售額分別佔本集團總收入的97.1%及94.2%，而向最大客戶作出的銷售額則分別佔69.4%及27.9%。

Directors' Report

董事會報告書

During the year, the Group's customers were highly concentrated primarily given its business strategy. Specifically, the Group only supplies steels and iron-related products in bulk to customers who have good credit records and require stable supply. The Group's core strategy emphasises on staying competitive, maintaining optimal business volumes with customers backed by good repayment records while achieving profitability and generating operating cash flows without overstretching its working capital. The Group has also adopted prudent internal credit assessment policies to ensure that there will not be any significant changes in the credit risk profiles of its potential customers. Specifically, the Group has also been mindful of not over-diversifying its customer base amidst heightened credit risk environment in China. The Group was aware of the risk of a concentrated customer base and has entered into non-exclusive sales agreements with several potential customers. Pursuant to the agreements, the Group is able to sell any of its products to the potential customers without any restrictions.

For FY2025 and FY2024, purchases from the Group's five largest suppliers accounted for 93.6% and 93.5% of the total purchases of the Group, respectively, and purchases from the largest supplier accounted for 86.7% and 74.5%, respectively.

None of the Directors, any of their close associates or any Shareholders (which, to the best knowledge of the Directors, owns more than 5.0% of the Company's issued share capital) had any beneficial interest in any of the Group's five largest suppliers or customers.

DIRECTORS

The Directors during the year and up to the date of this annual report are as follows:

Non-executive Director

Mr. Teh Wing Kwan

Executive Directors

Mr. Hao Xiemin

Mr. Wang Hu

Independent non-executive Directors

Mr. Yu Haizong

Mr. Liu Yi

Mr. Wu Wen

Mdm. Tang Guoqiong

Biographical details of the current Directors are set out in the section headed "Profile of Directors and Senior Management" on pages 38 to 43 of this annual report.

年內，本集團的客戶高度集中，主要歸因於本集團的業務策略。具體而言，本集團只向信貸記錄良好及需要穩定供應的客戶供應大宗鋼鐵相關產品。本集團的核心策略着重保持競爭力，與擁有良好還款紀錄的客戶保持最佳業務量，同時在不過度擴張營運資本的情況下實現盈利及產生營運現金流。本集團亦已採納審慎的內部信貸評估政策，以確保潛在客戶的信貸風險狀況不會出現任何重大變動。具體而言，在中國信貸風險高企的環境中，本集團亦注意避免過度分散其客戶基礎。本集團了解客戶群集中的風險，遂與多名潛在客戶訂立非獨家銷售協議。根據該等協議，本集團可在不受任何限制下向潛在客戶銷售任何本集團產品。

於2025財政年度及2024財政年度，本集團向五大供應商作出的購買額分別佔本集團總購買額的93.6%及93.5%，而向最大供應商作出的購買額則分別佔86.7%及74.5%。

董事、彼等的任何緊密聯繫人或任何股東（就董事所深知擁有本公司已發行股本5.0%以上者）概無在本集團任何五大供應商或客戶中擁有任何實益權益。

董事

以下為本年度及截至本年報日期的董事：

非執行董事

鄭永權先生

執行董事

郝謝敏先生

王虎先生

獨立非執行董事

余海宗先生

劉毅先生

吳文先生

唐國瓊女士

現任董事的履歷詳情載於本年報第38至第43頁「董事及高級管理層簡介」一節。

In accordance with articles 84(1) and 84(2) of the Articles, Messrs. Yu Haizong, Liu Yi and Wu Wen will retire at the 2026 AGM and, being eligible, will offer themselves for re-election at the 2026 AGM.

DIRECTORS' SERVICE CONTRACTS

Mr. Hao Xiemin and Mr. Wang Hu each entered into a service agreement with the Company for a term of three years commencing from 1 January 2026.

None of the Directors proposed for re-election at the 2026 AGM has entered into any service agreement with the Company which is not terminable within one year without payment of compensation (other than statutory compensation).

REMUNERATION OF THE DIRECTORS

The remuneration of the Directors is determined with reference to the Directors' duties, responsibilities, performance and the results of the Group.

Details of the remuneration of the Directors are set out in note 8 to the consolidated financial statements of this annual report.

EMOLUMENT POLICIES

The emolument policies of the Group are based on performance, experience, competence and market comparable. Remuneration packages generally comprise salary, housing allowance, contribution to pension schemes and discretionary bonus relating to the performance of the Group.

When compared to other employees of the Group, the remuneration packages of the Directors and senior management place a heavier weight on their time commitment, responsibilities and contributions to the Group and the prevailing market conditions. The emolument policies of the Directors and senior management are overseen by the remuneration committee of the Company.

Details of the share option schemes are set out in the section headed "Share Options" of this report and note 28 to the consolidated financial statements of this annual report.

按照細則第84(1)及84(2)條，余海宗先生、劉毅先生及吳文先生將於2026年股東週年大會上告退，惟彼等符合資格並願意在2026年股東週年大會上接受重選。

董事的服務合約

郝謝敏先生及王虎先生各自已與本公司訂立服務協議，任期自2026年1月1日起計為期三年。

擬於2026年股東週年大會上重選連任的董事，概無與本公司訂立任何不能於一年內不作賠償（法定賠償除外）而終止的服務協議。

董事薪酬

董事薪酬按董事職務、職責、表現及本集團業績釐定。

董事薪酬的詳情載於本年報綜合財務報表附註8。

酬金政策

本集團的酬金政策按表現、經驗、能力及市場可比較公司釐定。薪酬待遇一般包括薪金、房屋津貼、退休金計劃供款及與本集團業績掛鈎的酌情花紅。

相比本集團其他僱員，董事及高級管理層的薪酬待遇較注重彼等對本集團的時間投放、責任及貢獻以及當前市況。董事及高級管理層的酬金政策由本公司的薪酬委員會監管。

該等股份期權計劃的詳情載於本報告「股份期權」一節及本年報綜合財務報表附註28。

INDEPENDENCE OF INDEPENDENT NON-EXECUTIVE DIRECTORS

The Company has received from each of the independent non-executive Directors, an annual confirmation of their independence in respect of the guidelines set out in Rule 3.13 of the Listing Rules. The Company considers that all of the independent non-executive Directors are independent in accordance with the guidelines set out in the Listing Rules.

At the end of FY2025, Mr. Liu Yi, Mr. Yu Haizong and Mr. Wu Wen have served on the Board for more than nine (9) years since their appointments. In view of this, both the Nomination Committee and the Board are of the view that Mr. Liu Yi, Mr. Yu Haizong and Mr. Wu Wen have individually demonstrated strong independence character, sound judgement and professional opinions over the years in discharging their duties and responsibilities as independent non-executive Directors of the Company. The Board believes that continued contribution will provide stability and benefits to the Board and the Company as a whole. Their invaluable knowledge of the Group's operations and the industry, accumulated over the years, enables them to offer critical insights and balanced perspectives, which are instrumental in driving the Company's long-term success. Notwithstanding the above, pursuant to code provision B.2.4(b) of the Corporate Governance Code set out in Appendix C1 to the Listing Rules, the Company has appointed Mdm. Tang Guoqiong as an additional independent non-executive Director during FY2024. The Board is of the view that the appointment of Mdm. Tang Guoqiong will strengthen the Board's independence and diversity.

According to the "Consultation Conclusions on Review of Corporate Governance Code and Related Listing Rules" published by the Hong Kong Stock Exchange on 19 December 2024, the Hong Kong Stock Exchange has introduced a mandatory nine-year tenure cap for independent non-executive directors. To facilitate this, a six-year transition period commencing on 1 July 2025 has been established for the phasing out of long-serving independent non-executive directors, who are those have served for nine years or more ("Long-serving INEDs"), as follows:

- (1) Phase one: By the date of the first annual general meeting held on or after 1 July 2028, the Long-serving INEDs must not represent a majority of the independent non-executive directors on an issuer's board; and
- (2) Phase two: By the date of the first annual general meeting held on or after 1 July 2031, an issuer must not have any Long-serving INEDs on its board.

獨立非執行董事的獨立性

本公司已接獲各獨立非執行董事就上市規則第3.13條所載指引發出的年度獨立性確認書，並根據上市規則所載指引認為全體獨立非執行董事均屬獨立人士。

於2025財政年度的年底，劉毅先生、余海宗先生及吳文先生自獲委任起已於董事會在任超過九(9)年。就此，提名委員會及董事會認為劉毅先生、余海宗先生及吳文先生於過去多年作為本公司的獨立非執行董事履行職務及職責時均已個別展現強大的獨立性、判斷明智，意見專業。董事會相信，彼等的持續貢獻將為董事會及本公司整體帶來穩定性及益處。彼等積累多年對本集團運作及行業的寶貴知識，讓彼等能以持平的角度提供真知灼見，為推動本公司的長遠成功作出建樹。話雖如此，根據上市規則附錄C1所載的企業管治守則的守則條文B.2.4(b)，本公司已於2024財政年度委任唐國瓊女士為新增獨立非執行董事。董事會認為，委任唐國瓊女士將會加強董事會的獨立性及多元性。

根據香港聯交所於2024年12月19日刊發的《企業管治守則及相關上市規則條文檢討的諮詢總結》，香港聯交所就獨立非執行董事引入強制性九年任期上限。為配合此項改革，香港聯交所設立自2025年7月1日起為期六年的過渡期，逐步淘汰連任多年（在任九年或以上）的獨立非執行董事（「連任多年的獨董」），安排如下：

- (1) 第一階段：於2028年7月1日或之後首次舉行的股東週年大會時符合規定，發行人董事會的獨立非執行董事不得大部分均為連任多年的獨董；及
- (2) 第二階段：於2031年7月1日或之後首次舉行的股東週年大會時符合規定，發行人董事會不得有任何連任多年的獨董。

The Company is mindful of these upcoming regulatory requirements and will formulate a succession and transition plan in due course to ensure full compliance with the updated Listing Rules and the Corporate Governance Code within the prescribed timeframes.

DIRECTORS' AND CHIEF EXECUTIVES' INTERESTS AND SHORT POSITIONS IN SHARES, UNDERLYING SHARES AND DEBENTURES

As at 31 December 2025, the interests and short positions of the Directors and chief executives of the Company in the shares, underlying shares and debentures of the Company or its associated corporations (within the meaning of Part XV of the SFO) which (a) were required to be notified to the Company and the Hong Kong Stock Exchange pursuant to Divisions 7 and 8 of Part XV of the SFO (including interests and short positions which were taken or deemed to have under such provisions of the SFO), or (b) were required, pursuant to section 352 of the SFO, to be entered in the register referred to therein, or (c) were required, pursuant to the Model Code, to be notified to the Company and the Hong Kong Stock Exchange, are as follows:

Long positions in share options granted by the Company

As at 31 December 2025, so far as is known to all the Directors and chief executives of the Company, none of the Directors and chief executives of the Company had any interests or short positions in the shares, underlying shares and debentures of the Company or its associated corporations (within the meaning of Part XV of the SFO) which (a) were required to be notified to the Company and the Hong Kong Stock Exchange pursuant to Divisions 7 and 8 of Part XV of the SFO (including interests and short positions which they were taken or deemed to have under such provisions of the SFO), or (b) were required, pursuant to section 352 of the SFO, to be entered in the register referred to therein, or (c) were required, pursuant to the Model Code to be notified to the Company and the Hong Kong Stock Exchange.

SHARE OPTIONS

At the 2020 AGM, an ordinary resolution to adopt a new share option scheme (the "2020 Option Scheme") was approved to ensure the continuity of the Company's share option scheme after the expiration of a prior share option scheme on 14 April 2020 (the "2010 Option Scheme"). The 2020 Option Scheme has become effective for a period of 10 years commencing on 16 June 2020. All share options granted under the 2010 Option Scheme had lapsed.

本公司已知悉即將實施的監管要求，並將於適當時候制定繼任及過渡計劃，以確保在規定期限內全面遵守經更新的上市規則及企業管治守則。

董事及最高行政人員於股份、相關股份及債權證的權益及淡倉

於2025年12月31日，本公司董事及最高行政人員於本公司或其相聯法團（定義見證券及期貨條例第XV部）的股份、相關股份及債權證中擁有(a)根據證券及期貨條例第XV部第7及第8分部須知會本公司及香港聯交所的權益及淡倉（包括根據證券及期貨條例有關條文被當作或視為擁有的權益及淡倉），或(b)根據證券及期貨條例第352條須記錄於該條所指登記冊的權益及淡倉，或(c)根據標準守則須知會本公司及香港聯交所的權益及淡倉如下：

於本公司所授出股份期權的好倉

於2025年12月31日，就本公司全體董事及最高行政人員所知，本公司董事及最高行政人員概無於本公司或其相聯法團（定義見證券及期貨條例第XV部）的股份、相關股份及債權證中擁有任何(a)根據證券及期貨條例第XV部第7及第8分部須知會本公司及香港聯交所的權益或淡倉（包括根據證券及期貨條例有關條文被當作或視為擁有的權益及淡倉），或(b)根據證券及期貨條例第352條須記錄於該條所指登記冊的權益或淡倉，或(c)根據標準守則須知會本公司及香港聯交所的權益或淡倉。

股份期權

由於前股份期權計劃（「2010年期權計劃」）已於2020年4月14日到期屆滿，因此，2020年股東週年大會上通過一項普通決議案，以採納新股份期權計劃（「2020年期權計劃」），確保本公司股份期權計劃得以延續。2020年期權計劃已經生效，由2020年6月16日起為期10年。根據2010年期權計劃授出的所有股份期權已經失效。

Summary of the 2020 Option Scheme

The purposes of adopting the 2020 Option Scheme are: (i) to provide incentive or reward to eligible persons for their contribution to, and continuing efforts to promote the interests of, the Company; and (ii) to enable the Group to recruit and retain high-calibre employees. The eligible persons include any director(s), chief executive(s) (as defined under the Listing Rules), employee(s) (whether full time or part time) of any member of the Group, and any substantial Shareholder(s) (as defined under the Listing Rules), suppliers, customers, contractors, service providers, agents, advisers, consultants, joint venture partners and business partners, of any member of the Group, who the Board considers, in its sole discretion, to have contributed or will contribute to the development and growth of the Group.

The maximum aggregate number of Shares which may be issued upon exercise of all outstanding options granted and yet to be exercised under the 2020 Option Scheme and any other share option schemes must not, in aggregate, exceed 30% of the shares of the Company in issue from time to time. The maximum number of Shares which may be issued upon exercise of all options to be granted under all schemes adopted by the Company, must not in aggregate exceed 224,901,541 Shares, being 10% of the total number of Shares then in issue as at the date of adoption of the 2020 Option Scheme (the "Scheme Mandate Limit"). Options lapsed under the 2020 Option Scheme or any other share option schemes shall not be counted for the purpose of calculating the Scheme Mandate Limit. The maximum number of Shares issued and to be issued upon exercise of the options granted and to be granted to each eligible person under the 2020 Option Scheme and any other share option schemes shall not, in any 12-month period up to the date of grant, exceed 1% of the issued share capital of the Company as at the date of grant. Any further grant of share options in excess of this limit is subject to the Shareholders' approval in a general meeting. The number of share options available for grant under the scheme mandate of the 2020 Option Scheme as at 1 January 2025 and 31 December 2025, respectively, is 224,901,541. The Company had 224,901,541 Shares available for issue under the 2020 Option Scheme, which represented 10% of the Shares in issue as at the date of this annual report.

2020年期權計劃概要

採納2020年期權計劃旨在(i)向合資格人士提供獎勵或獎賞，以表彰其對本公司的貢獻及持續努力促進本公司利益；及(ii)讓本集團可招攬及挽留優秀僱員。合資格人士包括本集團任何成員公司的董事、最高行政人員（定義見上市規則）、全職或兼職僱員及任何主要股東（定義見上市規則）、供應商、客戶、承包商、服務供應商、代理人、諮詢人、顧問、合營夥伴及業務夥伴，以及董事會全權酌情認為曾經或將會對本集團發展及增長作出貢獻的任何人士。

悉數行使根據2020年期權計劃及任何其他股份期權計劃授出但並未行使的尚未行使期權後可予發行的最高股份總數，合共不得超過本公司不時已發行股份的30%。悉數行使根據本公司採納的所有計劃授出的所有期權後可予發行的最高股份數目，不得超過224,901,541股股份，即於採納2020年期權計劃日期當時已發行股份總數的10%（「計劃授權限額」）。就計算計劃授權限額而言，根據2020年期權計劃或任何其他股份期權計劃已失效的期權將不會計算在內。於任何截至授出日期的12個月期間內，行使已經及將會向2020年期權計劃及任何其他股份期權計劃下任何一名合資格人士授出的期權後已經發行及將予發行的最高股份數目，不得超過本公司於授出日期已發行股本的1%。進一步授出超過此限額的股份期權須於股東大會上取得股東批准。於2025年1月1日及2025年12月31日，根據2020年期權計劃的計劃授權可予授出的股份期權數目均為224,901,541份。本公司根據2020年期權計劃可發行224,901,541股股份，相當於本年報日期已發行股份的10%。

Any grant of options to a Director, chief executive or substantial Shareholder or any of their respective associates is required to be approved by the independent non-executive Directors (excluding independent non-executive Directors who are the grantees of the options). If any grant of options to a substantial Shareholder or an independent non-executive Director or any of their respective associates would result in the Shares issued and to be issued upon exercise of all options granted and to be granted to such person in the 12 months up to and including the date of the offer of such grant: (i) representing in aggregate over 0.1% of the Shares in issue on the date of the offer; and (ii) having an aggregate value in excess of HKD5.0 million, based on the closing price of the Shares as quoted on the Hong Kong Stock Exchange at the date of grant, such further grant of options is subject to the Shareholders' approval in a general meeting at which all connected persons of the Company shall abstain from voting in favour of the grant at such meeting and other requirements prescribed under the Listing Rules from time to time.

A consideration of HKD1.0 is payable by grantees on acceptance of the offer of the grant of an option. There is no general requirement that an option must be held for any minimum period before it can be exercised, but the Board is empowered to impose at its absolute discretion any such minimum period at the time of grant of any particular option.

Upon acceptance, the date of grant of any particular option is deemed to have taken effect from the date on which an offer is made. Any option may be exercised according to the terms of the 2020 Option Scheme and the offer in whole or in part by the grantee (or his/her personal representatives) before its expiry by giving notice in writing to the Company stating that the option is to be exercised and the number of Shares in respect of which it is exercised. The period during which an option may be exercised will be determined by the Board at its absolute discretion, save that no option may be exercised more than ten years from the date of grant. The 2020 Option Scheme is valid and effective for a period of ten years commencing from the date of approval of the 2020 Option Scheme. The 2020 Option Scheme will expire on 15 June 2030 and no option may be granted thereafter.

向董事、最高行政人員或主要股東或彼等各自的聯繫人授出期權，必須經獨立非執行董事（不包括為期權承授人的獨立非執行董事）批准。向主要股東或獨立非執行董事或彼等各自的聯繫人授出任何期權如導致於直至及包括要約日期止12個月內，悉數行使已經及將會向該人士授出的期權後已經及將會發行的股份數目：(i)合共超過要約日期已發行股份0.1%；及(ii)總值超過5,000,000港元（以股份於授出日期在香港聯交所報收市價為基準），則進一步授出期權須於股東大會上取得股東批准，而本公司的全部關連人士須放棄於該會上投票贊成授出期權，並須遵照上市規則不時訂明的其他規定。

承授人接納授出期權的要約時須繳付1.0港元的代價。該計劃並無設有期權於獲行使前所須持有最短期限的一般規定，惟董事會有權按其絕對酌情權在授出任何指定期權時設定最短期限。

於接納時，任何特定期權的授出日期會被視為自作出要約的日期起生效。承授人（或其遺產代理人）可於期權到期前根據2020年期權計劃及要約條款向本公司發出通知書，列明即將全部或部分行使期權及行使期權所涉股份數目，以行使股份期權。期權行使期由董事會絕對酌情釐定，惟不得超過授出日期起計十年。2020年期權計劃於自其獲批准當日起計十年期間有效及生效。2020年期權計劃將於2030年6月15日屆滿，其後不得授出任何期權。

Directors' Report

董事會報告書

The subscription price in relation to each option shall be determined by the Board at its absolute discretion, but in any event shall not be less than the highest of: (i) the nominal value of the Shares; (ii) the average closing price of the Shares as stated in the Hong Kong Stock Exchange's daily quotations sheets for the five business days immediately preceding the date of grant of the option; and (iii) the closing price of the Shares as stated in the Hong Kong Stock Exchange's daily quotations sheet on the date of grant of the option (which must be a business day). In the event of a grantee ceasing to be an eligible person for any reason other than: (i) by reason of summary dismissal for misconduct or other breach of the terms of his employment or other contract constituting him an eligible person, or appears either to be unable to pay or to have no reasonable prospect of being able to pay his debts or has become insolvent or has made any arrangement or composition with his creditors generally or on which he has been convicted of any criminal offence involving his integrity or honesty; or (ii) by death, the option may be exercised within one month after the date of such cessation, which date shall be: (i) if he is an employee of any member of the Group, his last actual working day with such member of the Group whether salary is paid in lieu of notice or not; or (ii) if he is not an employee of any member of the Group, the date on which the relationship constituting him as an eligible person ceases.

No share options have been granted since the adoption of the 2020 Option Scheme at the 2020 AGM.

Save as disclosed above, at no time during the year was the Company, its parent companies or any of its subsidiaries or fellow subsidiaries, a party to any arrangements to enable the Directors to acquire benefits by means of the acquisition of shares in, or debentures of, the Company or any other body corporate.

各份期權的認購價由董事會絕對酌情釐定，但無論如何不得少於：(i)股份面值；(ii)股份於緊接授出有關期權當日前五個營業日在香港聯交所每日報價表所列的平均收市價；及(iii)股份於授出有關期權當日（必須為營業日）在香港聯交所每日報價表所列的收市價（以最高者為準）。倘承授人因下列兩種原因以外的任何原因不再為合資格人士：(i)因行為不當或違反其僱傭或令其成為合資格人士的其他合約的條款而被即時解僱，或看似無法或無合理希望可償還債項、已無力償債或已與債權人整體作出任何償債安排或債務重整協議，或已被裁定觸犯任何牽涉其品格或誠信的刑事罪行等原因；或(ii)身故，則自不再為合資格人士當日起計一個月內仍可行使期權，而(i)倘該人士為本集團任何成員公司的僱員，則不再為合資格人士的日期為其在本集團該成員公司的最後實際工作日（無論是否獲發薪金以代替通知金）；或(ii)倘該人士並非本集團任何成員公司的僱員，則不再為合資格人士的日期為使其成為合資格人士的關係終止當日。

自於2020年股東週年大會上採納2020年期權計劃以來，概無授出股份期權。

除上文所披露者外，於年內任何時間，本公司、其母公司或其任何子公司或同系子公司概無訂立任何安排，以致董事可藉收購本公司或任何其他法人團體的股份或債權證而獲取利益。

SUBSTANTIAL SHAREHOLDERS' AND OTHER PERSONS' INTERESTS IN SHARES AND UNDERLYING SHARES

To the best knowledge of the Directors or chief executives of the Company, as at 31 December 2025, persons (other than the Directors or chief executives of the Company) who had interests or short positions in the Shares or underlying Shares which would fall to be disclosed to the Company under the provisions of Divisions 2 and 3 of Part XV of the SFO, or as recorded in the register required to be kept by the Company under Section 336 of the SFO are as follows:

Long positions in Shares:

Name	Notes	Directly beneficially owned	Through parties acting in concert	Held in the capacity of a person having a security interest in Shares 以擁有股份抵押權益人士的身份持有	Total	Percentage of the Company's issued share capital 佔本公司已發行股本百分比
名稱／姓名	附註	直接實益擁有	通過一致行動人士擁有		總額	
Trisonic International	1, 4 & 5 & 6	1,006,754,000	–	–	1,006,754,000	44.76%
合創國際	1、4及5及6					
Kingston Grand	1, 2 & 4	–	1,006,754,000	–	1,006,754,000	44.76%
Mr. Wang Jin	1, 4 & 5	–	1,006,754,000	–	1,006,754,000	44.76%
王勁先生	1、4及5					
Mr. Yang Xianlu	4	–	1,006,754,000	–	1,006,754,000	44.76%
楊先露先生	4					
Mr. Wu Wendong	4	–	1,006,754,000	–	1,006,754,000	44.76%
吳文東先生	4					
Mr. Li Hesheng	1 & 4	–	1,006,754,000	–	1,006,754,000	44.76%
李和勝先生	1及4					
Mr. Shi Yinjun	1 & 4	–	1,006,754,000	–	1,006,754,000	44.76%
石銀君先生	1及4					
Mr. Zhang Yuangui	1 & 4	–	1,006,754,000	–	1,006,754,000	44.76%
張遠貴先生	1及4					
Long Sino International Limited	2, 3 & 4	–	1,006,754,000	–	1,006,754,000	44.76%
	2、3及4					
Mr. Zou Hua	3 & 4	–	1,006,754,000	–	1,006,754,000	44.76%
鄒華先生	3及4					
Dujiangyan branch of Bank of China Limited		–	–	614,080,000	614,080,000	27.30%
中國銀行股份有限公司 都江堰支行						
HOPKINS Gwynn David Nevill (in the capacity as the receiver)	6	–	–	242,618,000	242,618,000	10.79%
HOPKINS Gwynn David Nevill (以接管人身份)						
Lau Wing Yi (in the capacity as the receiver)	6	–	–	242,618,000	242,618,000	10.79%
劉穎儀 (以接管人身份)						
Erie Investments Limited		202,892,000	–	–	202,892,000	9.02%

主要股東及其他人士於股份及相關股份的權益

就本公司董事或最高行政人員所深知，於2025年12月31日，於股份或相關股份中擁有根據證券及期貨條例第XV部第2及第3分部條文須向本公司披露或於本公司根據證券及期貨條例第336條須存置的登記冊記錄的權益或淡倉的人士（本公司董事或最高行政人員除外）如下：

於股份的好倉：

Directors' Report

董事會報告書

Notes:

1. The issued share capital of Trisonic International is held in the following manner: 3.0% by Mr. Li Hesheng, 42.6% by Mr. Wang Jin, 7.2% by Mr. Shi Yinjun, 7.2% by Mr. Zhang Yuangui and 40.0% by Kingston Grand.
2. The issued share capital of Kingston Grand is 100% held by Long Sino International Limited.
3. The issued share capital of Long Sino International Limited is 100% held by Mr. Zou Hua.
4. As at 31 December 2025, 1,006,754,000 Shares were held by Trisonic International. Since Trisonic International, Kingston Grand, Messrs. Wang Jin, Yang Xianlu, Wu Wendong, Li Hesheng, Shi Yinjun and Zhang Yuangui, Long Sino International Limited and Mr. Zou Hua are parties acting in concert with each other, each of Kingston Grand, Messrs. Wang Jin, Yang Xianlu, Wu Wendong, Li Hesheng, Shi Yinjun and Zhang Yuangui, Long Sino International Limited and Mr. Zou Hua was deemed to be interested in 1,006,754,000 Shares held by Trisonic International.
5. Mr. Wang Jin is a director of Trisonic International.
6. Trisonic International has granted a charge over 242,618,000 Shares of the Company held by it, representing approximately 10.79% of the total issued Shares of the Company, in favour a financial institution. The financial institution has exercised its rights under the charge and appointed receivers over the charged Shares.

Save as disclosed above, as at 31 December 2025, the Company had not been notified by any persons (other than the Directors or chief executives of the Company) who had interests or short positions in the Shares or underlying Shares which would fall to be disclosed to the Company under the provisions of Divisions 2 and 3 of Part XV of the SFO, or as recorded in the register required to be kept by the Company under Section 336 of the SFO.

附註：

1. 合創國際的已發行股本由李和勝先生持有3.0%、由王勁先生持有42.6%、由石銀君先生持有7.2%、由張遠貴先生持有7.2%及由Kingston Grand持有40.0%。
2. Kingston Grand的已發行股本由Long Sino International Limited持有100%。
3. Long Sino International Limited的已發行股本由鄒華先生持有100%。
4. 於2025年12月31日，1,006,754,000股股份由合創國際持有。由於合創國際、Kingston Grand、王勁先生、楊先露先生、吳文東先生、李和勝先生、石銀君先生、張遠貴先生、Long Sino International Limited及鄒華先生為一致行動人士，故Kingston Grand、王勁先生、楊先露先生、吳文東先生、李和勝先生、石銀君先生、張遠貴先生、Long Sino International Limited及鄒華先生各自被視為在合創國際持有的1,006,754,000股股份中擁有權益。
5. 王勁先生為合創國際的董事。
6. 合創國際已授出一項涉及由其持有的242,618,000股本公司股份（相當於本公司已發行股份總數約10.79%）、以一間財務機構為受益人的押記。該財務機構已行使其於押記下的權利，並就已押記股份委任接管人。

除上文所披露者外，於2025年12月31日，本公司概無獲任何人士（本公司董事或最高行政人員除外）知會於股份或相關股份中擁有根據證券及期貨條例第XV部第2及第3分部條文須向本公司披露或於本公司根據證券及期貨條例第336條須存置的登記冊記錄的權益或淡倉。

SHARE CAPITAL STRUCTURE

As at 31 December 2025, the Company's share capital structure comprised 2,249,015,410 shares of a single class, being ordinary shares. All ordinary shares in issue rank pari passu in all respects with each other, including in terms of voting rights, dividend rights and rights to capital.

DEED OF NON-COMPETITION

In order to restrict competition activities between the Controlling Shareholders and the Company, the Controlling Shareholders entered into a deed of non-competition in favour of the Company dated 23 September 2009 (the "Non-Competition Deed").

The undertakings and covenants stipulated under the Non-Competition Deed cover any business which involves ore processing and sale of iron concentrates, iron pellets, titanium concentrates and titanium related downstream products or any other business from time to time conducted by any member of the Group (the "Competing Business") in Hong Kong, the PRC or such other part of the world where any member of the Group carries on its business from time to time other than the mines owned or operated by Weixi Guangfa and Yanyuan Xiwei.

Pursuant to the Non-Competition Deed, the Controlling Shareholders having an opportunity to invest in, participate in, engage in, operate or manage any Competing Business (the "Business Opportunity") shall notify the Company about such Business Opportunity in writing. The Company shall have the first right of refusal under the same investment terms to such Controlling Shareholders. The Controlling Shareholders shall implement the project only if the Company has confirmed that it has no intention to invest, participate in, engage in or operate such Business Opportunity as approved by the Board.

股本架構

於2025年12月31日，本公司的股本架構由2,249,015,410股單一類別股份（即普通股）組成。所有已發行普通股彼此之間在各方面享有同等權益，包括表決權、股息權及資本權。

不競爭契約

為限制控股股東與本公司之間的競爭業務，控股股東以本公司為受益人於2009年9月23日訂立不競爭契約。

不競爭契約規定的承諾及約定涵蓋涉及於香港、中國或本集團任何成員公司不時進行其業務的世界其他地方（不包括由維西廣發及鹽源西威擁有或經營的礦場）的礦石洗選以及鐵精礦、球團礦、鈦精礦及鈦相關下游產品銷售的任何業務或本集團任何成員公司不時經營的任何其他業務（「競爭業務」）。

根據不競爭契約，有機會投資於、參與、從事、經營或管理任何競爭業務（「業務機遇」）的控股股東應就有關業務機遇向本公司發出書面通知。在相同投資條款下，本公司應較該等控股股東享有優先權。控股股東僅於本公司經董事會批准後確認其無意投資於、參與、從事或經營有關業務機遇後方可實行計劃。

MANAGEMENT CONTRACTS

Other than the service contracts of the Directors and employment contracts of full-time employees, the Company has not entered into any contract with any individual, firm or body corporate to manage or administer the whole or any substantial part of any business of the Company during the year.

DIRECTORS' INTERESTS IN TRANSACTIONS, ARRANGEMENTS OR CONTRACTS OF SIGNIFICANCE

Except for the service contracts and share option schemes as disclosed in this annual report, there were no transactions, arrangements, or contracts of significance in relation to the business of the Group, to which the Company, its parent companies, its subsidiaries or fellow subsidiaries was a party and in which a Director or an entity connected with a Director had a material interest, whether directly or indirectly, subsisted at the end of the year or at any time during the year.

CONTROLLING SHAREHOLDER'S INTERESTS IN SIGNIFICANT CONTRACTS

Save as disclosed in the section headed "Continuing Connected Transactions" on pages 59 to 61 of this annual report and note 34 to the consolidated financial statements headed "Related Party Transactions" on pages 233 to 236 of this annual report, no contracts of significance between the Company or any of its subsidiaries and a controlling shareholder (as defined in the Listing Rules) of the Company or any of its subsidiaries subsisted at the end of the year or at any time during the year.

DIRECTORS' INTERESTS IN COMPETING BUSINESS

During the year, none of the Directors had an interest in any business constituting a competing business to the Company.

管理合約

除董事的服務合約及全職僱員的僱傭合約外，本公司年內概無與任何個人、公司或法人團體訂立任何合約以管理或監管本公司任何業務的全部或任何主要部分。

董事於重大交易、安排或合約中的權益

除本年報所披露的服務合約及股份期權計劃外，本公司、其母公司、其子公司或同系子公司概無訂立於年結日或年內任何時間仍然有效，且就本集團業務而言屬重大，而董事或與董事有關連的實體於當中直接或間接擁有重大權益的任何交易、安排或合約。

控股股東於重大合約中的權益

除本年報第59至第61頁「持續關連交易」一節以及本年報第233至第236頁綜合財務報表附註34「關聯方交易」所披露者外，本公司或其任何子公司概無與本公司或其任何子公司的控股股東（定義見上市規則）訂立於年結日或年內任何時間仍然有效的任何重大合約。

董事於競爭業務的權益

年內，董事並無於構成本公司競爭業務的任何業務中擁有權益。

CONTINUING CONNECTED TRANSACTIONS

Renewal of the 2025 Master Guarantee Agreement

The Company has on 26 May 2025 obtained the Independent Shareholders' approval for the Company to continue the provision of the CVT Guarantees under the 2025 Master Guarantee Agreement commencing from 1 January 2025 to 31 December 2027.

Please refer to the Company's circular dated 9 May 2025, announcements respectively dated 11 February, 4 March, 6 May, 9 May and 10 July 2025 and the section headed "Contingent Liabilities and Financial Guarantees" above in this annual report for further details.

The 2026 FM Framework Agreements

As a continuity of the 2023 FM Framework Agreements which expired on 31 December 2025, on 7 November 2025, Sichuan Lingwei (as service provider) entered into the 2026 FM Framework Agreements. Pursuant to the 2026 FM Framework Agreements, Sichuan Lingwei shall provide a wide range of facilities management services covering industrial, logistics, and commercial properties and related facilities, including operational site routine services, mining engineering support and consultancy services (the "FM Services"), to Huili Caitong, Xiushuihe Mining and Yanyuan Xigang for the period from 1 January 2026 to 31 December 2028. The annual cap for the transactions contemplated under the 2026 FM Framework Agreements for each of the years ending 31 December 2026, 2027 and 2028 are RMB38,000,000. The Relevant Substantial Shareholders collectively hold more than 30% equity interests in Chengyu Vanadium Titano, which in turn wholly owns Huili Caitong. Xiushuihe Mining is in turn a non-wholly owned subsidiary of Huili Caitong. Further, Yanyuan Xigang is ultimately held indirectly as to more than 30% by the Relevant Substantial Shareholders. Accordingly, each of Huili Caitong, Xiushuihe Mining and Yanyuan Xigang are associates of the Relevant Substantial Shareholders and therefore is a connected person of the Company, and the transactions contemplated under the 2026 FM Framework Agreements constitute continuing connected transactions under Chapter 14A of the Listing Rules.

Please refer to the Company's circular dated 15 December 2025 and announcement dated 7 November 2025 for further details. The 2026 FM Framework Agreement and the transactions contemplated thereafter were approved by the Independent Shareholders in the EGM held on 30 December 2025.

持續關連交易

重續2025年主擔保協議

本公司於2025年5月26日已獲獨立股東批准本公司繼續根據2025年主擔保協議提供中國鐵鈦擔保，為期由2025年1月1日起至2027年12月31日止。

進一步詳情請參閱本公司日期為2025年5月9日的通函、日期分別為2025年2月11日、3月4日、5月6日、5月9日及7月10日的公告以及本年報上文的「或有負債及財務擔保」一節。

2026年設施管理服務框架協議

作為2023年設施管理服務框架協議（已於2025年12月31日屆滿）的延續，四川凌威（作為服務供應商）於2025年11月7日訂立2026年設施管理服務框架協議。根據2026年設施管理服務框架協議，四川凌威應於2026年1月1日至2028年12月31日期間向會理財通、秀水河礦業及鹽源西鋼提供廣泛的設施管理服務，涵蓋工業、物流及商用物業以及相關設施，包括日常營運現場服務、採礦工程協助及諮詢服務（「設施管理服務」）。根據2026年設施管理服務框架協議擬進行的交易於截至2026年、2027年及2028年12月31日止年度各年的年度上限為人民幣38,000,000元。相關主要股東合共持有成渝鈦鈦超過30%股本權益，而成渝鈦鈦則全資擁有會理財通。秀水河礦業為會理財通的非全資子公司。再者，鹽源西鋼由相關主要股東間接最終持有超過30%權益。因此，會理財通、秀水河礦業及鹽源西鋼各自為相關主要股東的聯繫人，因而為本公司的關連人士，而根據上市規則第十四A章，根據2026年設施管理服務框架協議擬進行的交易構成持續關連交易。

進一步詳情請參閱本公司日期為2025年12月15日的通函及日期為2025年11月7日的公告。2026年設施管理服務框架協議及據此擬進行的交易已於2025年12月30日舉行的股東特別大會上獲獨立股東批准。

Directors' Report

董事會報告書

Other than the continuing connected transactions set out above, in respect of which the disclosure requirements in accordance with Chapter 14A of the Listing Rules have been complied with, no contract of significance has been entered into between the Company or any of its subsidiaries and the substantial Shareholders during FY2025.

Annual review conducted by the independent non-executive Directors on the non-exempt continuing connected transactions

The independent non-executive Directors have reviewed the above continuing connected transactions and confirmed that such transactions were entered into:

- in the ordinary and usual course of business of the Group;
- on normal commercial terms or better; and
- in accordance with the relevant agreements governing the relevant transactions on terms that were fair and reasonable, and in the interests of the Shareholders as a whole.

Annual review conducted by the auditor of the Company on the non-exempt continuing connected transactions

The Company's auditor was engaged to report on the Group's continuing connected transactions in accordance with the Hong Kong Standard on Assurance Engagements 3000 (revised) "Assurance Engagements Other Than Audits or Reviews of Historical Financial Information", and with reference to Practice Note 740 (revised) "Auditor's Letter on Continuing Connected Transactions under the Hong Kong Listing Rules" issued by the Hong Kong Institute of Certified Public Accountants. The Company's auditor has issued his unmodified limited assurance report containing his findings and conclusions in respect of the continuing connected transactions disclosed by the Group in this annual report in accordance with Rule 14A.56 of the Listing Rules.

The auditor of the Company has reviewed the continuing connected transactions mentioned above and confirmed to the Board that:

- nothing has come to their attention that causes them to believe that the disclosed continuing connected transactions have not been approved by the Board;
- for transactions involving the provision of goods or services by the Group, nothing has come to their attention that causes them to believe that the transactions were not entered into, in all material respects, in accordance with the pricing policies of the Group;

除上文所載已遵守上市規則第十四A章的披露規定的持續關連交易外，於2025財政年度，本公司或其任何子公司與主要股東概無訂立任何重大合約。

獨立非執行董事對不獲豁免持續關連交易進行的年度審核

獨立非執行董事已審核上述持續關連交易，並確認該等交易乃：

- 在本集團的日常業務中訂立；
- 按照一般商務條款或更佳條款進行；及
- 根據有關交易的協議進行，條款公平合理，並且符合股東的整體利益。

本公司的核數師對不獲豁免持續關連交易進行的年度審核

本公司的核數師已獲委聘根據香港會計師公會頒佈的香港鑒證業務準則第3000號（經修訂）「審核或審閱歷史財務資料外的鑒證業務」及參照實務說明第740號（經修訂）「根據香港上市規則核數師有關持續關連交易的函件」匯報本集團的持續關連交易。本公司的核數師已按照上市規則第14A.56條，發出無保留之有限鑒證報告，載列彼關於本集團在本年報披露的持續關連交易的發現及結論。

本公司的核數師已審核上述持續關連交易，並向董事會確認：

- 彼等並無發現任何事宜，令致彼等相信已披露的持續關連交易未經董事會批准；
- 就涉及本集團提供貨品或服務的交易而言，彼等並無發現任何事宜，令致彼等相信該等交易在各重大方面並無按照本集團的定價政策進行；

- nothing has come to their attention that causes them to believe that the transactions were not entered into, in all material respects, in accordance with the relevant agreements governing such transactions; and
- nothing has come to their attention that causes them to believe that the amount of each of the transactions has exceeded its specific amount mentioned above.

The Company confirms that the execution and performance of the specific agreements in respect of the above continuing connected transactions during FY2025 were in compliance with the pricing principles of such continuing connected transactions.

AUDIT COMMITTEE

The Company has established an audit committee with written terms of reference in compliance with the CG Code.

The primary duties of the audit committee are to review and supervise the financial reporting process and internal control procedures.

The audit committee currently comprises four independent non-executive Directors, namely Mr. Yu Haizong (Chairman), Mr. Liu Yi, Mr. Wu Wen and Mdm. Tang Guoqiong.

During FY2025, the audit committee has reviewed: (i) the audited consolidated financial statements and annual results announcement of the Group for FY2024; (ii) the consolidated financial statements and interim results announcement of the Group for the six months ended 30 June 2025; and (iii) the risk management and internal control system of the Group. Details of the risk management and internal control of the Group are set out on pages 93 to 100 of this annual report.

REMUNERATION COMMITTEE

The Company has established a remuneration committee with written terms of reference in compliance with the CG Code.

The remuneration committee currently comprises three independent non-executive Directors, namely Mr. Liu Yi (Chairman), Mr. Yu Haizong and Mdm. Tang Guoqiong; and one executive Director, namely Mr. Wang Hu.

NOMINATION COMMITTEE

The Company has established a nomination committee with written terms of reference in compliance with the CG Code.

The nomination committee currently comprises one non-executive Director, namely Mr. Teh Wing Kwan (Chairman) and four independent non-executive Directors, namely Mr. Yu Haizong, Mr. Liu Yi, Mr. Wu Wen, and Mdm. Tang Guoqiong.

- 彼等並無發現任何事宜，令致彼等相信該等交易在各重大方面並無按照規管該等交易的相關協議進行；及
- 彼等並無發現任何事宜，令致彼等相信各宗交易的金額超出其上述指定金額。

本公司確認，於2025財政年度就上述持續關連交易簽立及履行的具體協議已符合該等持續關連交易的定價原則。

審核委員會

本公司已遵照企管守則成立審核委員會，並釐定其書面職權範圍。

審核委員會主要負責審閱和監管財務報告程序及內部監控程序。

審核委員會目前由四名獨立非執行董事余海宗先生(主席)、劉毅先生、吳文先生及唐國瓊女士組成。

於2025財政年度，審核委員會已審閱：(i)本集團2024財政年度的經審核綜合財務報表及全年業績公告；(ii)本集團截至2025年6月30日止六個月的綜合財務報表及中期業績公告；及(iii)本集團的風險管理及內部監控系統。本集團風險管理及內部監控的詳情載於本年報第93至第100頁。

薪酬委員會

本公司已遵照企管守則成立薪酬委員會，並釐定其書面職權範圍。

薪酬委員會現時由三名獨立非執行董事劉毅先生(主席)、余海宗先生及唐國瓊女士；以及一名執行董事王虎先生組成。

提名委員會

本公司已遵照企管守則成立提名委員會，並釐定其書面職權範圍。

提名委員會現時由一名非執行董事鄭永權先生(主席)以及四名獨立非執行董事余海宗先生、劉毅先生、吳文先生及唐國瓊女士組成。

Directors' Report

董事會報告書

PRE-EMPTIVE RIGHTS

There are no provisions relating to pre-emptive rights over the Shares under the Articles or the laws of the Cayman Islands.

MODEL CODE FOR SECURITIES TRANSACTIONS

The Company has adopted the Model Code as its own code of conduct for dealing in securities of the Company by the Directors. Having made specific enquiries to all the Directors, all the Directors confirmed that they have complied with the required standard of dealings as set out in the Model Code throughout FY2025.

CORPORATE GOVERNANCE

For details of the Corporate Governance Report, please refer to pages 68 to 104 of this annual report.

CHANGE IN DIRECTORS' AND CHIEF EXECUTIVES' INFORMATION

Save for the following:

- (i) the appointment of Mr. Teh Wing Kwan as non-independent non-executive chairman of Skylink Holdings Limited (f.k.a. Sincap Group Limited) on 16 June 2025 and the appointment of lead independent director of Yangzijiang Maritime Development Ltd. on 28 October 2025;
- (ii) the cessation of Mr. Yu Haizong as an independent director of HitGen Inc. on 14 September 2025 upon completion of his term of office; and
- (iii) the cessation of Mdm. Tang Guoqiong as an independent director of SI-TECH Information Technology Co., Ltd. on 30 June 2025 upon completion of her term of office, and the appointment of Mdm. Tang Guoqiong as an independent director of HitGen Inc. on 15 September 2025.

there has been no change in directors' and chief executives' information which is required to be disclosed pursuant to Rule 13.51B(1) of the Listing Rules.

優先購買權

細則或開曼群島法律概無有關股份優先購買權的條文。

進行證券交易的標準守則

本公司已採納標準守則，作為董事進行本公司證券交易的行為守則。在向所有董事作出特定查詢後，所有董事已確認，彼等已於整個2025財政年度一直遵守標準守則所訂有關交易的標準。

企業管治

有關企業管治報告的詳情，請參閱本年報第68至第104頁。

董事及最高行政人員資料變動

除下述者外：

- (i) 鄭永權先生於2025年6月16日獲委任 Skylink Holdings Limited (前稱Sincap Group Limited) 非獨立非執行主席，以及於2025年10月28日委任為揚子江海事發展有限公司首席獨立董事；
- (ii) 余海宗先生於2025年9月14日任滿後，不再擔任成都先導藥物開發股份有限公司獨立董事；及
- (iii) 唐國瓊女士於2025年6月30日任滿後，不再擔任北京思特奇信息技術股份有限公司獨立董事，以及於2025年9月15日獲委任為成都先導藥物開發股份有限公司獨立董事。

概無根據上市規則第13.51B(1)條須披露的董事及最高行政人員資料變動。

PURCHASE, SALE OR REDEMPTION OF THE COMPANY'S LISTED SECURITIES

During FY2025, neither the Company nor any of its subsidiaries purchased, sold or redeemed any of the Company's listed securities.

RELATED PARTY TRANSACTIONS

Details of the related party transactions undertaken by the Group in the ordinary course of business are set out in note 34 to the consolidated financial statements of this annual report. The Company has complied with the applicable requirements under the Listing Rules for those related party transactions which constituted connected transaction/continuing connected transactions under the Listing Rules, as disclosed in the section headed "Continuing Connected Transactions" on pages 59 to 61 of this annual report. Save for the abovementioned, other related party transactions as set out in note 34 to the consolidated financial statements either did not constitute connected transactions/continuing connected transactions or constituted connected transactions/continuing connected transactions but were exempted from all disclosure and the Independent Shareholders' approval requirements under the Listing Rules.

SUFFICIENCY OF PUBLIC FLOAT

Throughout the year ended 31 December 2025, the Company was in compliance with the minimum public float requirement under Listing Rules by maintaining its public float at the level of at least 25% of its total issued shares. As at 31 December 2025, the Company's public float was 55.24% of its total issued shares.

Shareholding Ownership as at 31 December 2025

Name/category of Shareholders		No. of Shares held	% of Company Shares ² in issue 佔本公司已發行股份% ²
股東名稱／類別		持有股份數目	已發行股份% ²
(a) Shareholders who are not members of "the public" under the Listing Rules	根據上市規則並非「公眾」股東的股東		
Trisonic International	合創國際	1,006,754,000 ^{3&4}	44.76%
(b) Shareholders who are members of "the public" under the Listing Rules	根據上市規則屬「公眾」股東的股東		
Person(s) who have disclosed their interests pursuant to Part XV of the SFO ⁵	已根據證券及期貨條例第XV部披露彼等的權益的人士 ⁵		
Erie Investments Limited	Erie Investments Limited	202,892,000	9.02%
Others ⁶	其他 ⁶	1,039,369,410	46.22%
Total:	總計：	2,249,015,410	100%

購買、出售或贖回本公司上市證券

於2025財政年度，本公司或其任何子公司概無購買、出售或贖回本公司任何上市證券。

關聯方交易

本集團於日常業務中進行的關聯方交易詳情載於本年報綜合財務報表附註34。誠如本年報第59至第61頁的「持續關連交易」一節所披露，本公司已就根據上市規則構成關連交易／持續關連交易的關聯方交易，遵守上市規則下的適用規定。除上文所述者外，根據上市規則，綜合財務報表附註34所載的其他關聯方交易並不構成關連交易／持續關連交易，或構成關連交易／持續關連交易但獲豁免遵守所有披露及獨立股東批准規定。

公眾持股量充足程度

於整個截至2025年12月31日止年度，本公司一直遵守上市規則的最低公眾持股量規定，將公眾持股量維持於其已發行股份總數至少25%的水平。截至2025年12月31日，本公司的公眾持股量為其已發行股份總數的55.24%。

截至2025年12月31日的持股擁有權

Directors' Report

董事會報告書

- ¹ This table is compiled based on the information disclosed in the Disclosure of Interests notices (DI notices) filed under Part XV of the SFO and other relevant information received by the Company up to the date of this annual report and on the assumption that all such information disclosed in the DI notice or received by the Company is accurate and complete.
- ² Percentages may not add up to the total amount due to rounding.
- ³ Kingston Grand, Mr. Wang Jin, Mr. Yang Xianlu, Mr. Wu Wendong, Mr. Li Hesheng, Mr. Shi Yinjun, Mr. Zhang Yuangui, Long Sino International Limited, and Mr. Zou Hua are parties acting in concert with Trisonic International. Accordingly, these parties are each deemed to be interested in the same Shares held by Trisonic International. For details, please refer to "Directors' Report – Substantial Shareholders' and Other Persons' Interests in Shares and Underlying Shares".
- ⁴ Trisonic International has granted a charge over 242,618,000 Shares (representing approximately 10.79% of the total issued Shares of the Company) in favour of a financial institution. The financial institution has exercised its rights under the charge and appointed receivers, namely HOPKINS Gwynn David Nevill and Lau Wing Yi, over the charged Shares. For details, please refer to "Directors' Report – Substantial Shareholders' and Other Persons' Interests in Shares and Underlying Shares".
- ⁵ This item aims to include only the beneficial ownership in cash positions in the Company's shares ("Cash Positions") that are held by substantial shareholders (as defined in the SFC DI Outline), who fall within the definition of "the public" and have disclosed their notifiable interests pursuant to Part XV of the SFO, as at 31 December 2025, through their relevant capacity(ies) specified in their DI notice(s). Where a substantial shareholder's interests are held through a chain of corporations, the disclosure will only cover the ultimate beneficial owner(s) as determined by applying the definition of controlled corporation under the SFC DI Outline. It should be noted that the substantial shareholders' Cash Positions may have changed since the filing of their DI notices and up to 31 December 2025. In addition, if there is any practical difficulty in disclosing only the Cash Position of any such persons, or excluding their interests that reflect, for example, synthetic exposures by way of equity derivatives ("Non-cash Positions"), due to the limited amount of information provided in their DI Notice(s), such a fact will be disclosed in the relevant note(s) below.
- ⁶ This is the balancing figure between the total number of Shares in issue and the sum of Shares held by all specific Shareholders or groups of Shareholders as listed in this table.
- ¹ 上表乃基於根據證券及期貨條例第XV部提交存檔的披露權益通知所披露的資料，以及截至本年報日期本公司收到的其他相關資料，並假設於披露權益通知所披露或本公司收到的所有資料均屬準確完整而編撰。
- ² 百分比相加可能會因為湊整而有別於總和數額。
- ³ Kingston Grand、王勁先生、楊先露先生、吳文東先生、李和勝先生、石銀君先生、張遠貴先生、Long Sino International Limited及鄒華先生為合創國際的一致行動人士，故該等人士各自被視為在合創國際持有的相同股份中擁有權益。詳情請參閱「董事會報告書—主要股東及其他人士於股份及相關股份的權益」。
- ⁴ 合創國際已授出一項涉及242,618,000股股份（相當於本公司已發行股份總數約10.79%）、以一間財務機構為受益人的押記。該財務機構已行使其於押記下的權利，並就已押記股份委任接管人HOPKINS Gwynn David Nevill及劉穎儀。詳情請參閱「董事會報告書—主要股東及其他人士於股份及相關股份的權益」。
- ⁵ 此項目旨在單純載列由主要股東（定義見證監會披露權益概要）持有的本公司股份現金持倉（「現金持倉」）的實益擁有權，該等主要股東根據證券及期貨條例屬於「公眾」定義，已於2025年12月31日透過彼等於披露權益通知列明的相關身份披露彼等的須具報權益。倘主要股東的權益透過一連串法團持有，披露僅將涵蓋應用證監會披露權益概要的受控法團定義所釐定的最終實益擁有人。務請注意，主要股東的現金持倉可能會自提交彼等的披露權益通知起至2025年12月31日止期間有變。此外，倘由於有關人士的披露權益通知所提供現金持倉的資料有限，而令到實際上難以僅披露彼等的現金持倉又或難以剔除反映彼等（舉例而言）透過股本衍生產品所取得的合成風險等的權益（「非現金持倉」），則下文相關附註將作有關披露。
- ⁶ 此乃已發行股份總數與表列的所有特定股東或股東組別所持有股份總數之間的結餘數字。

RELATIONSHIPS WITH EMPLOYEES, SUPPLIERS AND CUSTOMERS

(i) Employees

As at 31 December 2025, the Group had a total of 316 dedicated full time employees, representing an decrease of approximately 11.2% as compared to the previous year. Almost all of the Group's employees are based in the PRC. The employee turnover rate for the year was approximately 26.0%. The total full-time employees included 119 female employees and 197 male employees, of which 26 employees were aged 30 or below, 111 employees were aged between 31 and 40, 106 employees were aged between 41 and 50, and 73 employees were aged 51 or above. Management maintained good communications with the employees and encouraged feedback from them. The proper training programmes were implemented in order to promote employees' career development and progression within the Group. The Group evaluated the employees' performance regularly, and promotions and further training were provided when necessary.

(ii) Suppliers

During the year, the Group's suppliers mainly consisted of mining contractors, transportation contractors, suppliers of production-related materials, and trading companies. The Group selected the suppliers based on various criteria, including but not limited to qualifications and reputation. The Group has established a long-term relationship with the major mining contractor for more than 13 years, the transportation contractors for more than 11 years, and both the suppliers of production-related materials and trading companies for more than 11 years. The Group has continued to maintain sound business relationships with major suppliers, and no incidents that will adversely affect the Group's product supply have occurred during the year.

與僱員、供應商及客戶的關係

(i) 僱員

於2025年12月31日，本集團共有316名全職僱員，較去年減少約11.2%。本集團僱員絕大部分駐於中國。本年度的僱員流失率約為26.0%。全職僱員總數包括119名女性僱員及197名男性僱員，其中26名為30歲或以下，111名介乎31至40歲，106名介乎41至50歲，73名為51歲或以上。管理層與僱員保持良好溝通，並鼓勵僱員提供意見反饋。本集團推行針對性的培訓課程，務求協助僱員在本集團發展事業及晉升。本集團定期評核僱員表現，並於有需要時提拔人才，加強培訓。

(ii) 供應商

年內，本集團的供應商主要包括採礦承包商、運輸承包商、生產相關材料供應商及貿易公司。本集團基於多項準則甄選供應商，包括但不限於資格及聲譽。本集團與主要採礦承包商、運輸承包商以及生產相關材料供應商及貿易公司建立長期關係，分別超過13年、11年及11年。本集團一直與主要供應商維持良好的業務關係，年內並無發生任何對本集團的產品供應構成不利影響的事件。

(iii) Customers

During the year, sales to the Group's five largest customers accounted for 97.1% of the total revenue. These customers, primarily distributors and trading companies, rely on the Group for a stable supply of bulk raw materials. The Group has maintained strong, long-term relationships with these customers, with an average partnership duration of 10 years. While the Group expects that its customer base for the business will remain highly concentrated, the Group is also mindful of not over-diversifying its customer base amidst the heightened credit risk environment in China.

Please refer to the consolidated financial statements of this annual report for more details of the Group's trading terms with its customers as set out in note 19 to the consolidated financial statements.

ENVIRONMENTAL POLICY AND PERFORMANCE

The Company has always closely communicated with its stakeholders, actively responding to their needs, and taking those into consideration during the corporate strategy formulation and decision-making process. The Company sees sustainable development as the key for a corporation to succeed and therefore, it aims to seek a win-win situation for the Group, society and the environment by balancing the creation of economic value and the impact on the environment.

The Group strictly complies with various national environmental protection laws and regulations. It has implemented a series of measures to alleviate environmental impacts of ore mining, processing and transporting. The Group has established rules for pollutant control and waste disposal, including the proper way of handling airborne dust, waste oil, noise, mine rocks, and tailings generated during ore mining and the promotion of waste recycling. The Group has also brought in new equipment to improve resource use efficiency and built tailings ponds to control ecological impact and improve water resource recycling; electricity consumption has been reduced by improving the Group's facilities and technologies, simultaneously increasing the proportion of renewable energy uses, such as hydropower, thereby abating greenhouse gas emission. The Group supports green operations and encourages its employees to adopt environmentally friendly working habits. For further information about the Company's environmental performance during the year, please refer to the Company's separate Environmental, Social and Governance Report, which is available on the Hong Kong Stock Exchange's website (www.hkexnews.hk) and the Company's website (www.chinavtmmining.com).

(iii) 客戶

年內，本集團五大客戶的銷售佔總收入的97.1%。該等客戶主要為分銷商及貿易公司，依賴本集團穩定供應大宗原料。本集團與該等客戶維持良好長期關係，夥伴關係平均長達10年。雖然本集團預期業務客戶基礎將繼續高度集中，惟在中國信貸風險高企的環境中，本集團亦注意避免過度分散其客戶基礎。

有關本集團與客戶的貿易條款的更多詳情，請參閱本年報綜合財務報表附註19。

環境政策及表現

本公司一直與利益相關方保持緊密聯繫，積極回應彼等的需求，於制定企業策略及決策過程中加以考量。本公司視可持續發展為企業成功關鍵，因此，本公司致力在創造經濟價值與環境影響之間取得平衡，為本集團、社會及環境締造三贏局面。

本集團嚴格遵守不同國家的環保法律及法規，並已採取一系列措施減輕採礦、洗選及運輸過程對環境的影響。本集團已制定污染物控制及廢物處理規則，包括以適當途徑處理礦石開採所產生的粉塵、廢油、噪音、廢石及尾礦，以及推廣廢物循環利用。本集團亦已購入新設備以提高資源使用效率、興建尾礦庫以控制對環境的影響及更有效回收水資源；通過提升本集團設備及技術減少耗電，同時增加使用水電等可再生能源的比例，從而減少溫室氣體排放。本集團支持綠色運作，鼓勵僱員養成環保工作習慣。有關本公司本年度環境表現的進一步資料，請參閱本公司另行刊發的環境、社會及管治報告。該報告已登載於香港聯交所網站(www.hkexnews.hk)及本公司網站(www.chinavtmmining.com)。

COMPLIANCE WITH LAWS AND REGULATIONS

The Group's operations are mainly carried out by the Company's subsidiaries in China, while the Company is listed on the Main Board of the Hong Kong Stock Exchange. The Group accordingly shall comply with the Listing Rules, SFO, and the relevant laws and regulations in China and the respective places of incorporation of the Company and its subsidiaries.

The Company seeks to ensure compliance with these requirements through various measures such as internal controls, trainings and oversight of various business units at different levels of the Group. The Group highly values the importance of ensuring compliance with applicable legal and regulatory requirements.

During the year, as far as the Company is aware, there was no material breach of or non-compliance with applicable laws, rules and regulations by the Group that have a significant impact on the business and operations of the Group.

AUDITOR

The consolidated financial statements have been audited by Forvis Mazars CPA Limited, who retire and, being eligible, offer themselves for re-appointment at the 2026 AGM. A resolution for the re-appointment of Forvis Mazars CPA Limited as auditor of the Company will be proposed at the 2026 AGM.

On behalf of the Board
Teh Wing Kwan
Chairman
27 March 2026

遵守法律及法規

本集團的業務主要由本公司位於中國的子公司經營，而本公司則於香港聯交所主板上市。因此，本集團須遵守上市規則、證券及期貨條例以及中國及本公司與其子公司相應註冊成立所在地的相關法律及法規。

本公司力求透過內部監控、培訓及監察本集團不同層級的多個業務單位，確保符合該等規定。本集團高度重視確保符合適用法律及監管規定。

年內，就本公司所知，本集團並無嚴重違反或不合適用的法律、法規及規例，以致對本集團的業務及營運構成重大影響。

核數師

綜合財務報表由富睿瑪澤會計師事務所有限公司審核。富睿瑪澤會計師事務所有限公司將於2026年股東週年大會上退任，且符合資格並願意接受重新委聘。有關重新委聘富睿瑪澤會計師事務所有限公司為本公司核數師的決議案將於2026年股東週年大會上提呈。

代表董事會
主席
鄭永權
2026年3月27日



CORPORATE
GOVERNANCE

REPORT
企業管治報告

Corporate Governance Report

企業管治報告

The Company has adopted the CG Code as its own code of corporate governance. The Directors consider that during FY2025, the Company has complied with the applicable code provisions under the CG Code in all material aspects.

The Directors are not aware of any other information that reasonably reveals that there is any non-compliance with or deviation from applicable code provisions on corporate governance practices set out in Appendix 14 to the Listing Rules by the Company anytime during the Reporting Period.

DIRECTORS' SECURITIES TRANSACTIONS

The Company has adopted the Model Code as its own code of conduct for dealing in securities of the Company by the Directors. Having made specific enquiries to all the Directors, all the Directors confirmed that they have complied with the required standard of dealings as set out in the Model Code throughout FY2025.

本公司已採納企管守則作為其本身的企業管治守則。董事認為本公司於2025財政年度已於所有重大方面遵守企管守則的適用守則條文。

董事並不知悉有任何其他資料合理地顯示本公司於報告期內任何時間有任何不遵守或偏離上市規則附錄十四所載有關企業管治常規的適用守則條文的情況。

董事進行的證券交易

本公司已採納標準守則，作為董事進行本公司證券交易的行為守則。在向所有董事作出特定查詢後，所有董事已確認，彼等已於整個2025財政年度一直遵守標準守則所訂有關交易的標準。

Corporate Governance Report

企業管治報告

BOARD OF DIRECTORS

The Board currently comprises a combination of executive Directors, a non-executive Director, and independent non-executive Directors. At least one of the independent non-executive Directors possesses appropriate professional qualifications (or accounting or related financial management expertise) as required by the Listing Rules. This provides a healthy professional relationship between the Board and senior management in the process of formulating business strategies for the Group. The Board is also supported by other key committees to provide independent oversight of management. These key committees are the audit committee, remuneration committee, and nomination committee and are made up of a majority of independent non-executive Directors. As at the date of this annual report, the composition and committees of the Board are as follows:

Board members

董事會成員

Non-executive Director

非執行董事

Mr. Teh Wing Kwan
鄭永權先生

Executive Directors

執行董事

Mr. Hao Xiemin
郝謝敏先生
Mr. Wang Hu
王虎先生

Independent Non-executive Directors

獨立非執行董事

Mr. Yu Haizong
余海宗先生
Mr. Liu Yi
劉毅先生
Mr. Wu Wen
吳文先生
Mdm. Tang Guoqiong
唐國瓊女士

Notes:

C: Chairman

M: Member

董事會

董事會現時由執行董事、非執行董事及獨立非執行董事組成。至少一名獨立非執行董事擁有上市規則要求的適當專業資格(或會計或相關財務管理專業知識)。此有助於董事會與高級管理層制定本集團業務策略時維持良好而專業的關係。董事會亦得到其他主要委員會支持，獨立監督管理事宜。該等主要委員會為審核委員會、薪酬委員會及提名委員會，主要由獨立非執行董事組成。於本年報日期，董事會的組成及委員會如下：

	Audit committee 審核委員會	Remuneration committee 薪酬委員會	Nomination committee 提名委員會
Mr. Teh Wing Kwan 鄭永權先生	–	–	C
Mr. Hao Xiemin 郝謝敏先生	–	–	–
Mr. Wang Hu 王虎先生	–	M	–
Mr. Yu Haizong 余海宗先生	C	M	M
Mr. Liu Yi 劉毅先生	M	C	M
Mr. Wu Wen 吳文先生	M	–	M
Mdm. Tang Guoqiong 唐國瓊女士	M	M	M

附註：

C：主席

M：成員

Biographical details of the above Directors are set out in the section headed "Profile of Directors and Senior Management" on pages 38 to 43 of this annual report.

Mr. Hao Xiemin and Mr. Wang Hu, each being an executive Director, entered into a new service contract with the Company for a term of three years commencing from 1 January 2026. The appointment of each of the executive Directors may be terminated in accordance with the terms and conditions of their respective service contracts and/or by either party to the service contract giving to the other party not less than three months' prior notice in writing.

Mr. Yu Haizong and Mr. Liu Yi, each an independent non-executive Director, entered into a new letter of appointment with the Company for a term of three years commencing from 8 October 2023. Mr. Wu Wen, an independent non-executive Director, entered into a new letter of appointment with the Company for a term of three years commencing from 1 November 2023. Mdm. Tang Guoqiong, an independent non-executive Director, entered into a new letter of appointment with the Company for a term of three years commencing from 31 December 2024. The appointment of each of the independent non-executive Directors is subject to termination in certain circumstances as stipulated in the relevant letters of appointment.

Mr. Teh Wing Kwan, the chairman and non-executive Director, has entered into a letter of appointment with the Company on 26 July 2017 pursuant to which his appointment is subject to retirement by rotation and re-election at the annual general meetings of the Company in accordance with the Articles. The appointment of Mr. Teh is terminable by either party to the letter of appointment by giving the other party not less than two months' prior notice in writing.

The Company has received from each of the independent non-executive directors, an annual confirmation of their independent pursuant to Rule 3.13 of the Listing Rules. The Company considers that all of the independent non-executive Directors are independent in accordance with the guidelines set out in the Listing Rules.

上述董事的履歷詳情載於本年報第38至第43頁的「董事及高級管理層簡介」一節。

執行董事郝謝敏先生及王虎先生已與本公司訂立新的服務合約，任期自2026年1月1日起計為期三年。各執行董事的任命可按照相應服務合約的條款或條件及／或由服務合約的任何一方向另一方發出不少於三個月事先書面通知終止。

獨立非執行董事余海宗先生及劉毅先生已與本公司訂立新的委任書，任期自2023年10月8日起計為期三年。獨立非執行董事吳文先生亦已與本公司訂立新的委任書，任期自2023年11月1日起計為期三年。獨立非執行董事唐國瓊女士已與本公司訂立新的委任書，任期自2024年12月31日起計為期三年。各獨立非執行董事的任命可於相關委任書所列若干情況下終止。

主席兼非執行董事鄭永權先生已於2017年7月26日與本公司訂立委任書，據此，其任命須按照細則輪席退任，並須於本公司的股東週年大會上接受重選。鄭先生的任命可由委任書的任何一方向另一方發出不少於兩個月事先書面通知終止。

本公司已收到各獨立非執行董事根據上市規則第3.13條發出的年度獨立確認書。本公司根據上市規則所載指引認為全體獨立非執行董事確屬獨立人士。

Corporate Governance Report

企業管治報告

The key roles of the Board are:

- to guide the overall development, corporate strategies and directions of the Group; approve the Board policies, strategies and financial objectives of the Group, and monitor the performance of management;
- to ensure effective management leadership of the highest quality and integrity;
- to approve major funding proposals and investments; and
- to provide overall insight in the proper conduct of the Group's business.

The Board has delegated certain functions to the relevant Board committees, details of which are disclosed below. Day-to-day management of the Group's business is delegated to the management of the Company under the supervision of the executive Directors. The functions and powers that are so delegated are reviewed periodically to ensure that they remain appropriate.

During FY2025, the Company held four regular Board meetings for reviewing and approving the financial and operating performance, considering the overall strategies and policies of the Group. In accordance with code provision C.5.3, a notice convening the Board meeting was dispatched to the Directors at least 14 days before the date of such Board meeting and sets out the matters to be discussed. All the Directors were given an opportunity to include matters in the agenda for the Board meeting, and had access to the company secretary of the Company (the "Company Secretary") to ensure that all board procedures and all applicable rules and regulations were followed. The Board also enabled the Directors to seek independent professional advice at the Company's expense in appropriate circumstances.

董事會的主要職責為：

- 指導本集團的整體發展、公司策略及方向，批准董事會政策、本集團的策略及財務目標，以及監察管理層的表現；
- 確保最高質量及最有誠信的有效管理領導；
- 批准主要資金計劃及投資；及
- 就適當進行本集團業務制定整體理念。

董事會已轉授部分功能予相關董事委員會，詳情於下文披露。本集團業務的日常管理已轉授予本公司管理層，並受執行董事監督。由此轉授的功能及權力會接受定期檢討以確保其保持適當合宜。

於2025財政年度，本公司曾舉行四次例行董事會會議，以檢討及批准財務及營運表現，以及考慮本集團整體策略及政策。遵照守則條文C.5.3，本公司已於董事會會議日期至少14天前向董事寄發召開有關董事會會議的通知，列明會上擬討論的事項。各董事均可提出事項加入董事會會議議程，並可與本公司的公司秘書（「公司秘書」）聯絡，以確保全部董事會程序及全部適用規章制度均獲遵守。董事會亦已授權董事於適當情況下尋求獨立專業意見，費用概由本公司承擔。

The management provides the Board with information on the financial performance, operational performance, business developments, and other important and relevant information so that it may effectively discharge its duties. On an on-going basis, all Directors have separate and independent access to the management should they have any queries or require additional information on the affairs of the Group. In addition, the management keeps the Board apprised of the Group's operations and performance through monthly updates, informal discussions and meetings.

At the meetings of the Board or Board Committees, the Directors were provided with the relevant documents to be discussed and approved. The Company Secretary is responsible for keeping minutes for the Board and Board Committee meetings and such minutes are open for inspection by the Directors. Minutes of the Board and Board Committee meetings are recorded in sufficient detail as to the matters considered and decisions made. Draft and final version of the minutes of the Board and Board Committee meetings are sent to the Directors/Board Committee members for their comment within a reasonable time after the date on which the meeting is held.

All Directors are required to disclose their business interests and any potential or actual conflicts of interest that they are aware of, or as soon as such conflicts become apparent. During FY2025, on matters that might have given rise to a conflict of interest, the interested Directors had in all cases disclosed such conflict at the relevant Board and Board Committee meetings and had abstained from voting in respect of the matters/transactions in which such Director(s) is/are interested.

管理層向董事會提供有關財務表現、營運效益及業務發展的資料以及其他重要及相關資料，以便董事會有效地履行職責。全體董事如有任何查詢或需要與本集團事務有關的額外資料，一直均有自行接觸管理人員的獨立途徑。此外，管理層亦透過每月最新資料、非正式討論及會議，讓董事會了解本集團的運作及表現。

董事於董事會或董事委員會會議上獲提供擬討論及批准的有關文件。公司秘書負責為董事會及董事委員會會議備存會議紀錄，董事可查閱該等會議紀錄。董事會及董事委員會會議的會議紀錄已對所考慮事項及達致的決定作足夠詳細的記錄。董事會及董事委員會會議紀錄的初稿及最終定稿已於會議結束後的合理時段內先後發送董事／董事委員會成員，供董事表達意見。

所有董事均須於知悉後或利益衝突顯露後盡快披露彼等的業務權益及任何潛在或實際利益衝突。於2025財政年度，對於可能產生利益衝突的事宜，擁有利益的董事已於相關董事會或董事委員會會議上披露所有個案，並已就彼擁有權益的事宜／交易放棄表決權。

Corporate Governance Report

企業管治報告

During FY2025, the Company held one annual general meeting and one extraordinary general meeting. The following is the attendance record of the meetings of the Board, audit committee, remuneration committee, nomination committee and the Shareholders during FY2025:

於2025財政年度，本公司曾舉行一次股東週年大會及一次股東特別大會。以下為2025財政年度內董事會、審核委員會、薪酬委員會、提名委員會及股東大會的出席紀錄：

Name of Directors 董事姓名	Number of meeting(s) attended/Number of meeting(s) held 出席會議次數／舉行會議次數				
	Board meeting 董事會會議	Audit committee meeting 審核委員會會議	Remuneration committee meeting 薪酬委員會會議	Nomination committee meeting 提名委員會會議	General meeting 股東大會
Mr. Teh Wing Kwan 鄭永權先生	4/4	–	–	2/2	3/3
Mr. Hao Xiemin 郝謝敏先生	4/4	–	–	–	3/3
Mr. Wang Hu 王虎先生	4/4	–	2/2	–	3/3
Mr. Yu Haizong 余海宗先生	4/4	3/3	2/2	2/2	3/3
Mr. Liu Yi 劉毅先生	4/4	3/3	2/2	2/2	3/3
Mr. Wu Wen 吳文先生	4/4	3/3	–	2/2	3/3
Mdm. Tang Guoqiong 唐國瓊女士	4/4	3/3	2/2	2/2	3/3

BOARD INDEPENDENCE

The Company recognises that board independence is a key component of good corporate governance. To ensure that independent views and input are readily available to the Board, we have established mechanisms and conduct regular reviews at least on an annual basis to guarantee their continued relevance and effectiveness.

董事會獨立性

本公司確認董事會獨立性乃良好企業管治的關鍵部分。為確保董事會隨時獲得獨立觀點及意見，我們已制訂機制，並定期檢討，至少每年一次，以保證相關機制持續切合所需及有效。

These mechanisms include: (a) actively encouraging independent non-executive Directors to participate in Board and Board committee meetings, (b) ensuring that independent non-executive Directors have adequate time to fulfill their duties as a Director of the Company, (c) setting clear terms of reference for the nomination committee to identify suitable candidates for appointment as Directors, including assessing independence of independent non-executive Directors, and (d) providing access to external independent professional advice as required at the Company's expense.

Additionally, we have a rigorous selection, nomination, and appointment/re-appointment process for Directors, including independent non-executive Directors, as set out in the section headed "Nomination Policy" on pages 88 to 91 of this annual report. The remuneration of independent non-executive Directors is also subject to regular review mechanisms to ensure that their compensation remains competitive and commensurate with their responsibilities and workloads.

During FY2025, the independent non-executive Directors met with the Chairman at least once without the presence of any other Directors.

DIRECTORS' TRAINING

In accordance with Rules 3.09F, 3.09G, and 3.09H of the Listing Rules, all Directors are required to participate in continuous professional development ("CPD") on an annual basis. The Company is responsible for facilitating and funding suitable training to ensure Directors remain informed of their responsibilities and the latest regulatory and business developments.

該等機制包括：(a)積極鼓勵獨立非執行董事參與董事會及董事委員會的會議，(b)確保獨立非執行董事有足夠時間履行其作為本公司董事的職責，(c)訂下清晰的提名委員會職權範圍，以識別可供委任為董事的合適候選人（包括評核獨立非執行董事的獨立性），及(d)應要求提供取得外部獨立專業意見，費用由本公司承擔。

此外，我們設有嚴緊的董事（包括獨立非執行董事）甄選、提名及委任／續任流程，載於本年報第88至第91頁的「提名政策」一節。獨立非執行董事的薪酬亦受定期檢討機制規限，以確保彼等的補償保持競爭力，符合彼等的責任及工作量。

於2025財政年度，獨立非執行董事已與主席至少舉行一次沒有其他董事出席的會議。

董事培訓

根據上市規則第3.09F、3.09G及3.09H條，所有董事均須每年參與持續專業發展。本公司負責安排並資助合適的培訓，以確保董事持續了解其職責以及最新的監管及業務發展情況。

Corporate Governance Report

企業管治報告

The Company confirms that all Directors, by name, have participated in continuous professional development as required by the Listing Rules during FY2025. The details of the CPD completed by each Director are set out below:

本公司確認，所有董事（按姓名列出）已於2025財政年度內按上市規則的規定參與持續專業發展。各董事完成持續專業發展的詳情載列如下：

Name of Director 董事姓名	CPD Hours ⁽¹⁾ 持續專業發展時數 ⁽¹⁾	Mode of Training ⁽²⁾ 培訓形式 ⁽²⁾
Non-executive Director 非執行董事		
Mr. Teh Wing Kwan 鄭永權先生	14	(a) and (d) (a)及(d)
Executive Directors 執行董事		
Mr. Hao Xiemin 郝謝敏先生	14	(a) and (d) (a)及(d)
Mr. Wang Hu 王虎先生	14	(a) and (d) (a)及(d)
Independent Non-executive Directors 獨立非執行董事		
Mr. Yu Haizong 余海宗先生	30	(a), (b), (c) and (d) (a)、(b)、(c)及(d)
Mr. Liu Yi 劉毅先生	14	(a) and (d) (a)及(d)
Mr. Wu Wen 吳文先生	14	(a) and (d) (a)及(d)
Mdm. Tang Guoqiong 唐國瓊女士	42	(a), (b), (c) and (d) (a)、(b)、(c)及(d)

Notes:

(1) It is noted that certain unstructured professional engagements undertaken by the Directors contribute to their continuing development and, accordingly, are not formally recorded or quantified as CPD hours in the table above.

附註：

(1) 本公司注意到，董事曾參與若干有助彼等持續發展的專業活動，惟並不在架構之內，因此，並未在上述表格中正式記錄為合資格持續專業發展時數。

In addition to the structured CPD activities disclosed, certain Directors serve on the boards and/or board committees of other companies listed on the SSE, SZSE and SGX-ST. Through their participation in board and committee meetings, strategic deliberations and governance oversight, they are regularly exposed to regulatory developments, evolving governance standards, industry trends and risk management practices across different jurisdictions.

The Board further recognises that the Directors are active professionals in their respective fields and, in the course of their day-to-day professional responsibilities, are required to remain abreast of relevant legal, regulatory, technical and industry developments. Such ongoing professional exposure and engagement, although not formally quantified as CPD hours, inherently contribute to their continuous learning and professional competence.

Accordingly, the Board is satisfied that the Directors have undertaken adequate and relevant continuing development during the year, thereby supporting effective oversight and stewardship of the Group as a whole.

- (2) The “Mode of Training” indicated in the table above corresponds to the following categories:
- (a) Internal training conducted internally by the Company's management or internal experts.
 - (b) External training conducted by external professional bodies, consultants, or industry experts.
 - (c) E-learning completed via online courses, webinars, or digital learning modules.
 - (d) Self-study through review of materials provided by the Company or obtained from regulatory updates.

除已披露的架構內持續專業發展活動外，若干董事擔任其他上交所、深交所及新交所上市公司的董事會及／或董事委員會成員。透過參與董事會及委員會會議、策略性審議及管治監督工作，彼等定期接觸不同司法權區的監管發展、不斷演變的管治標準、行業趨勢及風險管理實務。

董事會進一步確認，董事為各自領域的活躍專業人士，在日常專業職責中須時刻緊貼相關法律、監管、技術及行業發展。該等持續專業接觸及參與，雖然並非正式的合資格持續專業發展時數，惟本質上有助於持續進修及提升專業能力。

因此，董事會信納董事於年內已進行充分且相關的持續發展，因而支持對本集團整體的高效監督及管理。

- (2) 上表所示「培訓形式」對應以下類別：
- (a) 由本公司管理層或內部專家主持的內部培訓。
 - (b) 由外部專業機構、顧問或行業專家主持的外部培訓。
 - (c) 透過線上課程、網絡研討會或數位學習模組完成的電子學習。
 - (d) 透過研讀本公司提供的材料或監管更新資料進行自我進修。

Corporate Governance Report

企業管治報告

- (3) During the year, the CPD activities undertaken covered the mandatory subject areas prescribed under Rule 3.09G of the Listing Rules, including:
- (i) The roles, functions and responsibilities of the board, its committees and its directors, and board effectiveness.
 - (ii) Issuers' obligations and directors' duties under Hong Kong law and the Listing Rules, and key legal and regulatory developments.
 - (iii) Corporate governance and ESG matters.
 - (iv) Risk management and internal controls.
 - (v) Updates on industry-specific developments, business trends and strategies relevant to the issuer.
- (4) There were no Directors appointed during FY2025 who were classified as "first-time directors" as defined under Listing Rule 3.09H.

CHAIRMAN AND CHIEF EXECUTIVE

The roles of the Company's chairman and the chief executive are segregated. Mr. Teh Wing Kwan is the chairman of the Board who is primarily responsible for managing the Board and acting in the best interests of the Group and the Shareholders; while Mr. Hao Xiemin is the chief executive officer of the Company who takes charge of the supervision of the execution of the policies determined by the Board.

The chairman is responsible for drawing up and approving the agenda for each Board meeting, taking into account matters proposed by the other Directors for inclusion in the agenda. The chairman chairs the Board meetings and seeks to ensure that all Directors are properly briefed on issues to be discussed at the Board meetings and receive adequate and reliable information in a timely manner. The chairman also ensures that the Board members work together with the management with the capability and authority to engage management in constructing views on various matters, including strategic issues and business planning processes.

- (3) 年內進行的持續專業發展活動涵蓋上市規則第3.09G條規定的強制性主題，包括：
- (i) 董事會、其轄下委員會及董事的角色、職能及責任，以及董事會效能。
 - (ii) 發行人在香港法例及上市規則下的責任及董事職責，以及主要法律及監管發展。
 - (iii) 企業管治及環境、社會及管治事宜。
 - (iv) 風險管理及內部監控。
 - (v) 與發行人有關的行業特定發展、業務趨勢及策略方面的更新。
- (4) 於2025財政年度並無委任任何被分類為「初任董事」（定義見上市規則第3.09H條）的董事。

主席及首席執行官

本公司的主席及首席執行官角色有所區分。鄭永權先生為董事會主席，主要負責管理董事會及以本集團及股東的最佳利益為原則行事；郝謝敏先生為本公司首席執行官，負責監督董事會所訂政策的執行情況。

主席負責釐定並批准每次董事會會議的議程，並計及其他董事提議加入議程的任何事項。主席主持董事會會議，確保董事會會議上所有董事均適當知悉當前的事項，並及時收到充分可靠的資訊。主席亦確保董事會成員與具有能力及授權的管理層協作，以讓管理層參與就各事項（包括策略議題及業務規劃程序）制定意見。

APPOINTMENT AND RE-ELECTION OF THE DIRECTORS

Newly appointed Directors will receive a formal letter of appointment outlining their duties and responsibilities. They will also be provided with the codes of corporate governance, the model code for securities transactions by directors, terms of reference for the Board committee(s) to which they are appointed, and other relevant materials to help them fulfill their roles as Directors.

According to the Articles, at each annual general meeting, one-third of the Directors are subject to retirement by rotation or, if the number is not a multiple of three, then the number nearest to but not less than one-third shall retire from the office and shall be eligible for re-election. The Directors to retire by rotation shall be those who have been longest in office since their last appointment or re-election. Every Director shall be subject to retirement at an annual general meeting at least once every three years. Any other appointment, resignation, removal or re-designation of Directors will be timely disclosed to the Shareholders by announcement and such announcement shall include, the reasons given by the Director for his resignation.

The Board selects and recommends candidates for directorship with regard to the balance of skills and experience appropriate for the Group's business.

委任及重選董事

新任董事將獲得正式的委任書，訂明其職務及職責。彼等亦將獲提供企業管治守則、董事進行證券交易的標準守則、彼等獲委加入的董事委員會的職權範圍以及其他相關資料，以協助彼等履行董事角色。

根據細則，於各股東週年大會上，三分之一的董事（或倘董事人數並非三的倍數，則為最接近但不少於三分之一的人數）須輪席退任，並符合資格接受重選。輪席退任董事為自上次委任或重選以來任職時間最長的董事。各董事須最少每三年於股東週年大會上退任。本公司將於適當時間以公告向股東披露任何其他董事的委任、辭任、免職或調動，該公告將包括董事辭任的理由。

董事會於衡量本集團業務所需均衡技能及經驗後，挑選及推薦董事候選人。

AUDIT COMMITTEE

The Company has established an audit committee with written terms of reference in compliance with the CG Code. The audit committee currently comprises four independent non-executive Directors, Mr. Yu Haizong (Chairman), Mr. Liu Yi, Mr. Wu Wen and Mdm. Tang Guoqiong. The audit committee's main functions are:

- to be responsible for the relationship with the Company's external auditor, including making recommendations to the Board on the appointment, re-appointment and removal of the external auditor, and to approve the remuneration and terms of engagement of the external auditor, and any questions of its resignation or dismissal;
- to review and monitor the external auditor's independence and objectivity, and the effectiveness of the audit process in accordance with applicable standards, and to develop and implement policy on the engaging of an external auditor to supply non-audit services;
- to monitor the integrity of the consolidated financial statements and annual/interim reports and (if prepared for publication) quarterly reports, furthermore to review significant financial reporting judgments contained in them; and
- to oversee the Group's financial reporting system, risk management and internal control systems.

審核委員會

本公司已遵照企管守則成立審核委員會，並釐定其書面職權範圍。審核委員會現時由四名獨立非執行董事余海宗先生(主席)、劉毅先生、吳文先生及唐國瓊女士組成。審核委員會的主要功能為：

- 負責與本公司外聘核數師的關係，包括就外聘核數師的委任、重新委任及罷免向董事會提供建議、批准外聘核數師的薪酬及聘用條款，及處理任何有關該核數師辭職或辭退該核數師的問題；
- 按適用的標準檢討及監察外聘核數師是否獨立客觀及核數程序是否有效，及就聘用外聘核數師提供非核數服務制定及執行政策；
- 監察綜合財務報表以及年度／半年度報告及(若擬刊發)季度報告的完整性，並審閱報表及報告所載有關財務匯報的重大意見；及
- 監管本集團的財務匯報制度、風險管理及內部監控系統。

During the year, the audit committee held three meetings and performed the following major tasks:

- reviewed the audited consolidated financial statements and annual results announcement of the Group for FY2024, and reviewed the consolidated financial statements and interim results announcement of the Group for the six months ended 30 June 2025;
- reviewed the changes in accounting standards and assessed their potential impact on the consolidated financial statements;
- reviewed the Company's external auditor's qualifications, independence and performance;
- reviewed the Company's external auditor's statutory audit plan, audit scopes and engagement letters; and
- assisted the Board to evaluate on the adequacy and effectiveness of risk management and internal control systems as well as the internal audit function of the Group and financial reporting procedures.

The Group has established an independent internal audit function which directly reports to the audit committee. The internal audit personnel will attend the audit committee meetings and report on internal audit matters annually. If there is any material internal control defect, the internal audit personnel directly reports to the audit committee without limitation. The audit committee assists the Board in monitoring the risk exposure, design and operating effectiveness of the relevant risk management and internal control systems. The audit committee will report to the Board after properly reviewing the effectiveness of the Group's risk management and internal control systems as well as the internal audit function.

年內，審核委員會舉行三次會議，並曾進行下列主要工作：

- 審閱本集團2024財政年度的經審核綜合財務報表及全年業績公告，並審閱本集團截至2025年6月30日止六個月的綜合財務報表及中期業績公告；
- 審閱會計準則的變動及評估該等準則對綜合財務報表的潛在影響；
- 審閱本公司外聘核數師的資格、獨立性及表現；
- 審閱本公司外聘核數師的法定審核計劃、審核範圍及委聘書；及
- 協助董事會評價本集團風險管理及內部監控系統和內部審核功能以及財務匯報程序是否充足有效。

本集團已設立獨立的內部審核機構，直接向審核委員會報告。內部審核人員將每年出席審核委員會會議，報告內部審核事宜。如發現任何重大內部監控缺失，則內部審核人員可不受限制地直接向審核委員會報告。審核委員會協助董事會監察風險、相關風險管理及內部監控系統的設計及運作效能。審核委員會則於詳細檢討本集團風險管理及內部監控系統以及內部審核功能的成效後，向董事會提交報告。

Corporate Governance Report

企業管治報告

During FY2025, the audit committee has reviewed the risk management and internal control systems, and the effectiveness of the Company's internal audit function. Details of the risk management and internal control of the Group are set out on pages 93 to 100 of this annual report. Additionally, the audit committee has reviewed and was satisfied with the adequacy of the resources, staff qualifications and experience, training programmes and budget of the Group's accounting, financial reporting and internal audit functions.

REMUNERATION COMMITTEE

The Company has established a remuneration committee with written terms of reference in compliance with the CG Code. The remuneration committee currently comprises three independent non-executive Directors, namely Mr. Liu Yi (Chairman) Mr. Yu Haizong and Mdm. Tang Guoqiong and one executive Director, namely Mr. Wang Hu.

The remuneration committee's main functions are:

- to make recommendations to the Board on the Company's policy and structure for all Directors' and senior management's remuneration, and on the establishment of a formal and transparent procedure for developing remuneration policy;
- to review and approve performance-based remuneration with reference to corporate goals and objectives resolved by the Board from time to time;
- to determine, with delegated responsibilities, the remuneration packages of individual executive Directors or senior management, which should include benefits in kind, pension rights and compensation payments, including any compensation payable for loss or termination of their office or appointment;
- to consider the granting of share options to Directors, chief executives or employees of any member of the Group and any eligible person who has contributed or will contribute to the development and growth of the Group pursuant to the share option schemes adopted by the Company;

於2025財政年度，審核委員會已審閱風險管理及內部監控系統以及本公司內部審核功能的成效。本集團風險管理及內部監控的詳情載於本年報第93至第100頁。此外，審核委員會已檢討並信納本集團在會計、財務匯報及內部審核職能方面的資源、員工資歷及經驗足夠，以及培訓課程及有關預算亦充足。

薪酬委員會

本公司已遵照企管守則成立薪酬委員會，並釐定其書面職權範圍。薪酬委員會現時由三名獨立非執行董事劉毅先生（主席）、余海宗先生及唐國瓊女士以及一名執行董事王虎先生組成。

薪酬委員會的主要功能為：

- 就本公司董事及高級管理人員的全體薪酬政策及架構，以及就設立正規而具透明度的程序制訂薪酬政策，向董事會提出建議；
- 因應董事會不時議決的企業方針及目標而檢討及批准與表現掛鈎的薪酬；
- 獲轉授責任，釐定個別執行董事或高級管理層成員的薪酬待遇，包括非金錢利益、退休金權利及賠償金額（包括喪失或終止職務或委任的賠償）；
- 考慮根據本公司採納的股份期權計劃向本集團任何成員公司的董事、最高行政人員或僱員及已經或將會為本集團的發展及增長作出貢獻的任何人士授予股份期權；

- to review and/or approve matters relating to share schemes under Chapter 17 of the Listing Rules;
- to ensure that no Director or any of his associates is involved in deciding his own remuneration; and
- to review and approve the interim reports, annual reports, announcements and circulars or any publication of the Company regarding information on the remuneration and service contracts of the Directors prior to approval by the Board.

During the year, the remuneration committee held two meetings, at which the members of the remuneration committee:

- determined the policy for the remuneration of the Directors and reviewed the remuneration packages of the Directors;
- assessed the performance of the Directors; and
- considered and approved the terms of the Directors' service agreements.

The Company considers various factors, such as performance, experience, competence, as well as comparable market remuneration packages, when determining the compensation packages for Directors and senior management. For further information on the Company's emolument policies, please refer to page 49 of this annual report.

- 審閱及／或批准上市規則第十七章所述有關股份計劃的事宜；
- 確保董事或其任何聯繫人不得參與釐定他自己的薪酬；及
- 在獲得董事會批准前審閱及批准半年度報告、年度報告、公告及通函或本公司刊發有關董事薪酬及服務合約的資料。

年內，薪酬委員會舉行兩次會議，薪酬委員會成員於會上：

- 制定董事薪酬政策及檢討董事的薪酬待遇；
- 評核董事的表現；及
- 考慮及批准董事服務協議的條款。

本公司在釐定董事及高級管理人員的補償組合時，會考慮若干因素，包括表現、經驗及能力，以及可資比較市場的薪酬組合。有關本公司酬金政策的進一步資料，請參閱本年報第49頁。

Corporate Governance Report

企業管治報告

The remuneration paid/payable to senior management (comprising Directors) for FY2025 by band is set out below:

於2025財政年度，已付／應付高級管理人員（包括董事）的薪酬範圍載列如下：

Name of Director	Remuneration band	Director's fee	Salaries, allowances and benefits in kind	Share options	Pension scheme contributions	Total
董事姓名	薪酬範圍	董事袍金	薪金、津貼及實物福利	股份期權	退休金計劃供款	合計
		%	%	%	%	%
Non-executive Director						
非執行董事						
Mr. Teh Wing Kwan	HKD1,000,000 – 1,500,000	100	–	–	–	100
鄭永權先生	1,000,000 – 1,500,000港元					
Executive Directors						
執行董事						
Mr. Hao Xiemin	RMB200,000 – 500,000	38	57	–	5	100
郝謝敏先生	人民幣200,000 – 500,000元					
Mr. Wang Hu	RMB200,000 – 500,000	44	50	–	6	100
王虎先生	人民幣200,000 – 500,000元					
Independent Non-executive Directors						
獨立非執行董事						
Mr. Yu Haizong	RMBnil – 200,000	100	–	–	–	100
余海宗先生	人民幣零 – 200,000元					
Mr. Liu Yi	RMBnil – 200,000	100	–	–	–	100
劉毅先生	人民幣零 – 200,000元					
Mr. Wu Wen	RMBnil – 200,000	100	–	–	–	100
吳文先生	人民幣零 – 200,000元					
Mdm. Tang Guoqiong	RMBnil – 200,000	100	–	–	–	100
唐國瓊女士	人民幣零 – 200,000元					

NOMINATION COMMITTEE

The Company has established a nomination committee with written terms of reference in compliance with the CG Code. The nomination committee currently comprises the non-executive Director, Mr. Teh Wing Kwan (Chairman), and four independent non-executive Directors, namely Mr. Yu Haizong, Mr. Liu Yi, Mr. Wu Wen and Mdm. Tang Guoqiong.

The nomination committee's main functions are:

- to review the structure, size, composition (including the skills, knowledge and experience), and diversity (including but not limited to gender, age, cultural and educational background, ethnicity, skills, knowledge and experience) of the Board at least annually and make recommendations on any proposed changes to the Board to complement the Company's corporate strategy;
- to identify individuals suitably qualified to become Board members and select or make recommendations to the Board on the selection of individuals nominated for directorships with due regard to the nomination policy (the "Nomination Policy") and the board diversity policy (the "Board Diversity Policy") of the Company and other factors which are relevant to the Company;
- to develop and formulate the Nomination Policy and the Board Diversity Policy for the Board's consideration and approval;
- to discuss any revisions to the Nomination Policy and the Board Diversity Policy that may be required, and recommend such revisions to the Board for the Board's consideration and approval;
- to review, implement and monitor, as appropriate, the Nomination Policy and the Board Diversity Policy;
- to review measurable objectives that the Board has set for implementing any of the Nomination Policy and the Board Diversity Policy, and monitor the progress on achieving such objectives;

提名委員會

本公司已遵照企管守則成立提名委員會，並釐定其書面職權範圍。提名委員會現由一名非執行董事鄭永權先生（主席）以及四名獨立非執行董事余海宗先生、劉毅先生、吳文先生及唐國瓊女士組成。

提名委員會的主要功能為：

- 至少每年檢討董事會的架構、人數、組成（包括技能、知識及經驗方面）及多元化（包括但不限於性別、年齡、文化及教育背景、種族、技能、知識及經驗方面），並就任何為配合本公司的公司策略而擬對董事會作出的變動提出建議；
- 於審慎考慮本公司的提名政策及董事會多元化政策以及與本公司相關的其他因素後，物色具備合適資格可擔任董事的人士，並挑選提名有關人士出任董事或就此向董事會提供意見；
- 草擬及制訂提名政策及董事會多元化政策以供董事會考慮及批准；
- 討論提名政策及董事會多元化政策需作出的修訂，並向董事會提出修訂建議，以供董事會考慮及批准；
- 檢討、執行及監察（如適用）提名政策及董事會多元化政策；
- 檢討董事會為執行提名政策及董事會多元化政策而定的可計量目標，並監督達標的進度；

Corporate Governance Report

企業管治報告

- to assess the independence of independent non-executive Directors with reference to, inter alia, the factors set out in the Listing Rules and any other factors deemed appropriate by the nomination committee or the Board and assess their ability to devote sufficient time to the Board and Board committees;
 - to make recommendations to the Board on the appointment or re-appointment of the Directors and succession planning for the Directors, in particular the chairman and chief executive;
 - to establish the qualifications for identifying and evaluating director candidates, and the criteria for assessing such candidates; and
 - to keep the leadership needs of the organisation under review, both executive and non-executive, with a view to ensuring the continued ability of the organisation to compete effectively in the market place.
- 參考(其中包括)上市規則所載的因素及提名委員會或董事會視為合適的任何其他因素,評估獨立非執行董事是否屬獨立人士及彼等投放足夠時間於董事會及董事委員會的能力;
 - 就董事委任或重新委任以及董事(尤其是主席及行政總裁)繼任計劃向董事會提出建議;
 - 制訂物色及評估董事人選的資格及評核人選的條件;及
 - 持續檢討組織的領導需要(包括執行及非執行),以確保組織在市場上持續有效競爭的能力。

Board Diversity Policy

The Board Diversity Policy is concerned with achieving sustainable and balanced development and increasing diversity in the Company as an essential element in supporting the attainment of its strategic objectives and its sustainable development.

Board level

In this regard, the nomination committee has considered the measurable objectives set out in the Board Diversity Policy, which are to ensure that candidates of the Board are considered based on a range of diversity perspectives, including but not limited to gender, age, cultural and educational background, ethnicity, professional experience, skills, knowledge and length of service. All Board appointments will be based on merit and candidates will be considered against objective criteria, having due regard to the benefits of diversity on the Board. The Board Diversity Policy is reviewed annually by nomination committee, as appropriate, nomination committee will ensure the effectiveness of such policy and will discuss any revisions that may be required and recommend any such revisions to the Board for consideration and approval.

董事會多元化政策

董事會多元化政策關乎本公司達致可持續均衡發展及日益多元化,作為支持本公司達成策略目標及可持續發展的要素。

董事會層面

就此,提名委員會已考慮董事會多元化政策所載的可計量目標,以確保本公司從多元化角度多方面考慮董事會成員候選人,當中包括但不限於性別、年齡、文化及教育背景、種族、專業經驗、技能、知識及服務年期,而董事會所有委任均以用人唯才為原則,而在考慮人選時均以客觀條件充分顧及董事會成員多元化的裨益。提名委員會每年審閱董事會多元化政策(如適用),以確保該政策的成效,以及討論可能須要作出的任何修改,並向董事會建議任何有關修改以供考慮及批准。

Currently, the Board consists of seven members, including two executive Directors, one non-executive Director and four independent non-executive Directors who are of different ethnicities and with professional experience and qualifications in various aspects, such as financial management, law, compliance, accounting, and mining. Having regard to the composition of the Board and the measurable objectives, the Company considers that the Board composition is sufficiently diversified in terms of balance of skills and experience, which are desirable for the effective management and sustainable development of the Company.

Workforce level

The Group's primary business activities include mining, ore processing, sales of mined and processed minerals, and trading of coal and steels. Due to the unique nature of the industry, the majority of workers at mine sites are men, with women comprising a minority. As disclosed on page 65 of this annual report, the Company's workforce composition is slightly skewed towards men. Given the characteristics of the mining industry, setting measurable objectives for gender diversity at the workforce level is not deemed appropriate.

The Company welcomes all genders to apply for positions. Our recruitment strategy focuses on selecting the most suitable candidate for each position, regardless of gender. We remain committed to providing equal opportunities to all employees with regards to recruitment, training and development, job advancement, remuneration and benefits.

During the year, the nomination committee held one meeting, at which the members of the nomination committee:

- reviewed the structure, size, composition, and diversity of the Directors;
- evaluated the performance and contribution of the retiring Directors; and
- assessed the independence of the retiring independent non-executive Directors.

目前，董事會由七名成員組成，包括兩名執行董事、一名非執行董事及四名獨立非執行董事，彼等來自不同種族，擁有多方面的專業經驗及資格，如財務管理、法律、合規、會計及採礦。經考慮董事會的組成及可計量目標，本公司認為董事會成員在均衡技能及經驗上多元程度足夠，適合本公司的有效管理及可持續發展。

員工層面

本集團的主要業務活動包括採礦、礦石洗選、銷售經開採及經加工礦產以及煤與鋼鐵貿易。鑑於行業的性質獨特，礦場工人大部分是男性，女性僅佔少數。誠如本年報第65頁所披露，本公司的員工組成略為傾向男性。因應採礦行業的特徵，於員工層面訂定性別多元化的可計量目標被視為不適當。

本公司歡迎各性別人士應徵。我們的招聘策略着重挑選最合適的人選擔任各個崗位，而不會考慮性別。我們一直致力在招聘、培訓及發展、晉升、薪酬以及福利方面為全體僱員提供平等機會。

年內，提名委員會舉行一次會議，提名委員會成員曾於會上：

- 檢討董事的架構、人數、組成及多元性；
- 評估退任董事的表現及貢獻；及
- 評核退任獨立非執行董事是否屬獨立人士。

Nomination Policy

The Nomination Policy applies to the Directors and where applicable, senior management prepared for Board positions under the succession planning of the Company. The Nomination Policy sets out the following key nomination criteria and procedures, among others, as follows:

(1) Nomination criteria

In evaluating and selecting any candidate for directorship, the following criteria should be considered:

- (i) character and integrity;
- (ii) qualifications including professional qualifications, skills, knowledge and experience, and diversity aspects under the Board Diversity Policy that are relevant to the Company's business and corporate strategy;
- (iii) any measurable objectives adopted for achieving diversity on the Board;
- (iv) requirement for the Board to have independent non-executive Directors in accordance with the Listing Rules and whether the candidate would be considered independent with reference to the independence guidelines set out in the Listing Rules;
- (v) any potential contributions the candidate can bring to the Board in terms of qualifications, skills, experience, independence, and gender diversity;
- (vi) willingness and ability to devote adequate time to discharge duties as a member of the Board and/or Board committee(s) of the Company;
- (vii) such other perspectives that are appropriate to the Company's business and succession plan and where applicable, may be adopted and/or amended by the Board and/or the nomination committee from time to time for nomination of directors and succession planning; and
- (viii) such other factors set out in terms of reference of the nomination committee.

提名政策

提名政策適用於董事，並在適當情況下適用於根據本公司的繼任計劃準備出任董事會職位的高級管理人員。提名政策列出以下主要提名條件及程序（其中包括）：

(1) 提名條件

於評核及挑選任何董事人選時應考慮以下條件：

- (i) 品格及誠信；
- (ii) 包括專業資格、技能、知識及經驗在內的資格，以及根據董事會多元化政策與本公司業務及公司策略有關的多元化範疇；
- (iii) 為達致董事會多元化採納的任何可計量目標；
- (iv) 根據上市規則董事會成員須包括獨立非執行董事的規定，以及參照上市規則所載的獨立指引，候選人是否被視為屬獨立人士；
- (v) 候選人在資格、技能、經驗、獨立性及性別多元化方面可對董事會作出的任何潛在貢獻；
- (vi) 投放充分時間履行董事會及／或本公司董事委員會成員的職務的意向及能力；
- (vii) 就本公司的業務及繼任計劃而言屬適當的其他觀點；以及（如適用）董事會及／或提名委員會不時就董事提名及繼任計劃可能採納及／或修訂的其他觀點；及
- (viii) 提名委員會職權範圍所載其他因素。

(2) *Nomination procedures*

- (a) *Appointment of new Directors*
- (i) The nomination committee identifies individual(s) suitably qualified to become Board members based on its assessment on the character, biographical information and other relevant details of such individual(s), having due regard to the Nomination Policy and the Board Diversity Policy, and assesses the independence of the proposed independent non-executive Director(s) as appropriate;
 - (ii) If the nomination committee has identified more than one individual who are suitably qualified for directorship based on the above assessment, the nomination committee should rank them by order of preference based on the needs of the Company and reference check of each individual (where applicable);
 - (iii) The nomination committee makes recommendation(s) to the Board;
 - (iv) The Board considers the individual(s) recommended by the nomination committee, having due regard to the assessment of the nomination committee, the Nomination Policy and the Board Diversity Policy;
 - (v) The Board confirms the appointment of the individual(s) as Director(s) or recommends the individual(s) to stand for election at a general meeting. Individual(s) appointed by the Board to fill a casual vacancy or as an addition to the Board will be subject to re-election by the Shareholders in accordance with the Articles; and
 - (vi) The Shareholders approve the election of individual(s), who stand(s) for election at general meeting, as Director(s).

(2) 提名程序

- (a) 委任新董事
- (i) 提名委員會基於其對一名（或多名）個人的品格、履歷及其他相關詳細資料的評價，於考慮提名政策及董事會多元化政策後，物色具備合適資格出任董事會成員的相關人士，並評估建議獨立非執行董事（如適用）是否屬獨立人士；
 - (ii) 倘提名委員會已根據上述評估物色超過一名具備合適資格出任董事的人士，則提名委員會應根據本公司的需要及對每名人士的覆核審查（如適用），將該等人士按優次排序；
 - (iii) 提名委員會向董事會提出建議；
 - (iv) 董事會於審慎考慮提名委員會的評估、提名政策及董事會多元化政策後，考慮提名委員會推薦的人士；
 - (v) 董事會確認委任有關人士為董事或推薦有關人士於股東大會上參選。獲董事會委任填補臨時空缺或新增董事會成員的有關人士須按照細則接受股東重選；及
 - (vi) 股東批准推選於股東大會上參選的人士為董事。

Corporate Governance Report

企業管治報告

(b) Re-appointment of retiring Directors

- (i) The nomination committee considers each retiring Director based on its review of each retiring Director's overall contribution, services to the Company, and the level of participation and performance on the Board, having due regard to the Nomination Policy and the Board Diversity Policy, and assesses the independence of each retiring independent non-executive Director;
- (ii) The nomination committee makes recommendation(s) to the Board;
- (iii) The Board considers each retiring Director recommended by the nomination committee, having due regard to the nomination committee's review of each retiring Director, the Nomination Policy and the Board Diversity Policy;
- (iv) The Board recommends the retiring Directors to stand for re-election at the annual general meeting in accordance with the Articles; and
- (v) The Shareholders approve the re-election of Directors at the annual general meeting.

The Board shall have the ultimate responsibility for all matters relating to the selection and appointment of Directors. Where the Board proposes a resolution to elect or re-elect a candidate as Director at a general meeting, the relevant information of the candidate will be disclosed in the circular to Shareholders and/or explanatory statement accompanying the notice of the relevant general meeting in accordance with the Listing Rules and/or other applicable laws and regulations.

(b) 重新委任退任董事

- (i) 提名委員會於審慎考慮提名政策及董事會多元化政策後，基於其對每名退任董事的整體貢獻、於本公司的服務年資以及在董事會的參與程度及表現考慮每名退任董事，以及評估每名退任的獨立非執行董事是否屬獨立人士；
- (ii) 提名委員會向董事會提出建議；
- (iii) 董事會於審慎考慮提名委員會對每名退任董事的審視、提名政策及董事會多元化政策後，考慮提名委員會推薦的每名退任董事；
- (iv) 董事會按照細則於股東週年大會上推薦退任董事重選連任；及
- (v) 股東於股東週年大會上批准重選董事。

董事會應對有關挑選及委任董事的所有事宜負有最終責任。倘董事會於股東大會上提呈決議案選舉或重選一名候選人為董事，則候選人的相關資料將按照上市規則及／或其他適用法例及法規，於連同相關股東大會通告向股東發出的通函及／或說明函件內披露。

(3) Principles considered by the nomination committee

In carrying out its responsibilities, the nomination committee should give adequate consideration to the following principles:

- (a) in relation to Board composition – the Board should have a balance of skills, experience, diversity of gender, and diversity of perspectives appropriate to the Company's business. It should ensure that changes to its composition can be managed without undue disruption. It should include a balanced composition of executive and non-executive Directors (including independent non-executive Directors) so that there is a strong independent element on the Board, which can effectively enhance decision making capability of the Board. Non-executive Directors should be of sufficient calibre and number for their views to carry weight; and
- (b) in relation to appointments, re-election and removal – there should be a formal, considered and transparent procedure for the appointment of new Directors. There should be plans in place for orderly succession for appointments. All Directors should be subject to re-election at regular intervals. The Company must explain the reasons for the resignation or removal of any Director.

(4) Regular review

The nomination committee will conduct regular reviews on the structure, size and composition of the Board, the Board Diversity Policy, and the Nomination Policy and where appropriate, make recommendations on changes to the Board to complement the Company's corporate strategy and business needs.

(3) 提名委員會考慮的原則

提名委員會於履行職責時應充分考慮以下原則：

- (a) 關於董事會成員組合－董事會應因應本公司的業務在技能、經驗、性別多元化及觀點多元化方面有適當平衡，應確保董事會成員組合的任何變動不會產生不當干擾。董事會應包含平衡的執行及非執行董事（包括獨立非執行董事）成員人數，使董事會具備穩健的獨立元素，能有效提升董事會的決策能力。非執行董事應有足夠的資格及人數，使其見解充分有力；及
- (b) 關於委任、重選及罷免－委任新董事應有一個正規、審慎而具透明度的程序。繼任應設有有序計劃。所有董事應定期接受重選。本公司必須解釋任何董事辭任或罷免任何董事的理由。

(4) 定期檢討

提名委員會將定期檢討董事會的架構、人數及組成、董事會多元化政策及提名政策，並（如適用）就完善本公司的公司策略及業務需要提供有關董事會變動的推薦建議。

CORPORATE GOVERNANCE FUNCTION

The Board is responsible for performing the duties on corporate governance functions as set out below:

- to develop and review the Company's policies and practices on corporate governance, and make recommendations;
- to review and monitor the training and continuous professional development of the Directors and senior management;
- to review and monitor the Company's policies and practices on compliance and legal and regulatory requirements;
- to develop, review and monitor the code of conduct and compliance manual (if any) applicable to employees and the Directors; and
- to review the Company's compliance with the CG Code and disclosure in the corporate governance report.

During the year, the Board held four meetings, at which the Board considered and discussed, among other things, the Company's policies and practices on corporate governance and legal and regulatory compliance, training and continuous professional development of the Directors, as well as the Company's compliance with the CG Code.

CHANGE OF AUDITOR

Forvis Mazars has been appointed with effect from 7 November 2023 to fill the casual vacancy following the resignation of Ernst & Young.

For further details, please refer to the Company's announcement dated 7 November 2023.

Save as discussed above, there has been no change of auditor of the Company in the past 3 years.

AUDITOR'S REMUNERATION

For FY2025, the remuneration paid/payable in relation to assurance and non-assurance services (excluding out-of-pocket expenses and taxes) by the Group to the Company's current external auditor, Forvis Mazars CPA Limited, is approximately RMB1,400,000 and RMB400,000, respectively. The non-assurance services represented agreed-upon procedures on the Company's interim report for the six months ended 30 June 2025.

企業管治功能

董事會負責履行下列企業管治功能的責任：

- 制定及檢討本公司的企業管治政策及常規，並提出建議；
- 檢討及監察董事及高級管理層的培訓及持續專業發展；
- 檢討及監察本公司在遵守法律及監管規定方面的政策及常規；
- 制定、檢討及監察僱員及董事的操守守則及合規手冊（如有）；及
- 檢討本公司遵守企管守則的情況及在《企業管治報告》內的披露。

年內，董事會舉行四次會議，於會上考慮並討論（其中包括）本公司有關企業管治及遵守法律和監管規例、董事培訓和持續專業發展以及本公司遵守企管守則的政策及慣例。

更換核數師

富睿瑪澤已獲委任以填補安永辭任後產生的臨時空缺，自2023年11月7日起生效。

進一步詳情請參閱本公司日期為2023年11月7日的公告。

除上文所論述者外，本公司於過去三年並無更換核數師。

核數師酬金

2025財政年度，本集團就鑒證及非鑒證服務已付／應付本公司現任外聘核數師富睿瑪澤會計師事務所有限公司的酬金（不包括代付開支及稅項）分別約為人民幣1,400,000元及人民幣400,000元。非鑒證服務指有關本公司截至2025年6月30日止六個月的中期報告的協定程序。

DIRECTORS' AND AUDITOR'S RESPONSIBILITIES FOR THE CONSOLIDATED FINANCIAL STATEMENTS AND GOING CONCERN STATEMENT

The Directors acknowledge their responsibilities for preparing the consolidated financial statements for each financial period, which give a true and fair view of the state of affairs of the Group and of the results and cash flows for that period. The Company deploys appropriate and sufficient resources to prepare audited accounts. Senior management is required to present and explain the financial reporting and matters that materially affect or may have material impact on the financial performance and operations of the Group to the audit committee and the Board, and respond to the queries and concerns raised by the audit committee and the Board to their satisfaction. The consolidated financial statements have been prepared in accordance with the IFRSs and the disclosure requirements of the Companies Ordinance (Chapter 622 of the Laws of Hong Kong).

As at 31 December 2025, the Directors are not aware of any material uncertainties relating to events or conditions which may cast significant doubt upon the Company's ability to continue as a going concern. Accordingly, the Directors have prepared the consolidated financial statements of the Company on a going-concern basis.

RISK MANAGEMENT AND INTERNAL CONTROL

The Board is responsible for maintaining sound risk management and internal control systems of the Group and reviewing their effectiveness. These systems are designed to manage rather than eliminate the risk of failure to achieve business objectives and can only provide reasonable and not absolute assurance against material misstatement or loss. In discharging these responsibilities, the Audit Committee assists the Board in monitoring the Group's risk exposure and overseeing the design and operating effectiveness of the relevant risk management and internal control systems, and reports its findings to the Board following its review.

The Group has established an independent internal audit function which directly reports to the audit committee. The internal audit personnel will attend the audit committee meetings and report on internal audit matters annually. If there is any material internal control defect, the internal audit personnel directly reports to the audit committee without limitation. Further, the Group appointed an international advisory firm as an external advisor to provide internal control services under a three-year rotation plan based on a risk-based methodology.

董事及核數師就綜合財務報表須承擔的責任及持續經營聲明

董事確認彼等有責任編製各財政期間的綜合財務報表，以真實及公平反映本集團狀況及於該期間的業績及現金流量。本公司調配合適及足夠的資源編製經審核賬目。高級管理層須向審核委員會及董事會呈報及闡釋對本集團財務表現及營運有或可能有重大影響的財務匯報及事宜，並就審核委員會及董事會提出的查詢及關注作出令彼等信納的回應。綜合財務報表乃根據國際財務報告準則及香港法例第622章《公司條例》的披露規定編製。

於2025年12月31日，董事並不知悉與可能對本公司持續經營能力產生重大疑慮的事件或狀況有關的重大不明朗因素。因此，董事已按持續經營基準編製本公司的綜合財務報表。

風險管理及內部監控

董事會負責維持本集團健全的風險管理及內部監控系統，並檢討其效能。該等系統旨在管理而非消除未能達成業務目標的風險，僅能提供合理而非絕對的保證，以防範重大錯誤陳述或損失。履行該等職責時，審核委員會協助董事會監察本集團的風險敞口，並監督相關風險管理及內部監控系統的設計及運作效能，並於進行檢討後將結果上報董事會。

本集團已設立獨立的內部審核機構，直接向審核委員會報告。內部審核人員將每年出席審核委員會會議，報告內部審核事宜。如發現任何重大內部監控缺失，內部審核人員可不受限制地直接向審核委員會報告。此外，本集團已委任一間國際顧問公司為本集團的外部顧問，以根據風險法及為期三年的循環審核計劃提供內部監控服務。

Corporate Governance Report

企業管治報告

Under the supervision of the Board, the management of the Group is responsible for designing and implementing the Group's risk management and internal control systems. The Group has set up three lines of defence for risk management. As the first line of defence, the business units (e.g., sales department and production department) are responsible for identifying and assessing business risks, and developing risk mitigation measures. As the second line of defence, the functional departments (e.g., compliance department and finance department) are responsible for assisting the business units in improving risk management and monitoring the effectiveness of risk management. As the third line of defence, the internal audit function assists the Board and the audit committee to review the effectiveness of the Group's risk management and internal control systems.

As and when required during the year, the management convened meetings which were chaired by the senior management with attendants including managers from subsidiaries and department heads from the headquarters. The Group's decisions on operations, implementation of investment projects, financial issues, and the updates on risk management and internal control were considered and determined at these meetings. The management convened annual and interim work meetings in order to assign and review works on a yearly basis and half yearly basis, respectively. The meetings have facilitated the organisation, co-ordination, communication, and supervision on the commencement and implementation of the Group's various operations, as well as risk management and internal control systems.

The Group acknowledges its responsibilities under the SFO and the Listing Rules and the overriding principle that inside information should be announced immediately when it is the subject of a decision. The procedures and internal controls for the handling and dissemination of inside information include:

- the Company has established a sensitive information disclosure policy, which specified the information disclosure process, the confidentiality requirements of the undisclosed sensitive information, and the confidentiality obligations of the employees of the Group;
- the access of information is restricted to a limited number of employees on a need-to-know basis. Employees who are in possession of inside information are fully conversant with their obligations to preserve confidentiality;
- confidentiality agreements are in place when the Group enters into significant negotiations;

在董事會的監督下，本集團管理層負責設計及實行本集團的風險管理及內部監控系統。本集團為風險管理制定三條防線。第一條防線為業務單位（即銷售部門及生產部門），負責識別及評估業務風險，並設定減低風險措施；第二條防線為功能部門（即合規部門及財務部門），負責協助業務單位改善風險管理，監察風險管理成效；而第三條防線為內部審核機構，協助董事會及審核委員會檢討本集團風險管理及內部監控系統的成效。

年內如有需要，管理層會召開由高級管理人員出任主席的會議，與會者包括子公司的經理及總部的部門主管。本集團的營運決策、投資項目的實行、財務事宜以及風險管理及內部監控的最新情況，均於該等會議上省覽及決定。管理層召開年度及中期工作會議，以每年及每半年指派及檢討各項工作。該等會議有助組織、協調、聯繫及監督本集團不同業務以及風險管理及內部監控系統的開展及推行。

本集團知悉其根據證券及期貨條例、上市規則及凌駕性原則，有責任於內幕消息成為決策事項時即時公佈。處理及發佈內幕消息的程序及內部監控包括：

- 本公司已制定敏感資料披露政策，訂明資料披露過程、不披露敏感資料的保密規定及本集團僱員的保密義務；
- 資料按必要基準僅限於有限數目的僱員接觸。管有內幕消息的僱員全面了解彼等的保密義務；
- 本集團於進行重大磋商時會訂立保密協議；

- the executive Directors are designated persons who speak on behalf of the Company when communicating with external parties such as the media, analysts, or investors;
 - the service contracts of the Directors, senior management, and the employees of the Group specify the confidentiality clauses; and
 - the legal advisors of the Company regularly provide relevant updates to the Board and senior management.
- 於與媒體、分析師或投資者等外部人士聯繫時，執行董事獲指派為代表本公司的發言人；
 - 董事、本集團高級管理人員及僱員的服務合約訂有保密條文；及
 - 本公司的法律顧問定期向董事會及高級管理人員提供相關最新資料。

Risk Management

The Board has established an enterprise risk management mechanism guided by the Committee of Sponsoring Organisations of the Treadway Commission's Enterprise Risk Management Framework. The Board has established risk management policies and measures on the procedures of risk identification, evaluation, reporting and mitigation. The risk management mechanism covers the whole Group's various risks in the business operations and management. The functional department of risk management is the compliance department of the Group, which reports to the audit committee and is responsible for the establishment and operations of the risk management system and coordination of risk management, supervision and evaluation of risk management, as well as providing advice for material risk decisions.

The compliance department of the Group periodically collected risk information and conducted risk evaluation through questionnaires, workshops, management meetings, which were reported to senior management in a timely manner. In FY2025 based on the Group's production and business conditions, the compliance department of the Group summarised a total of 77 risk factors, categorised as strategic risk, operational risk, compliance risk and financial risk. The management scored the risk factors based on their understanding, production and operational experience, and determined the risk mitigation and internal control measures to address the risks. The identified top five risks for FY2025 are as below:

風險管理

董事會已參照全美反舞弊性財務報告委員會發起組織(Committee of Sponsoring Organisations of the Treadway Commission)的企業風險管理框架設立企業風險管理機制。董事會已就風險識別、評估、匯報及控制程序制定風險管理政策及措施。風險管理機制涵蓋本集團旗下所有業務的各種經營及管理風險。風險管理的功能部門乃本集團的合規部門，向審核委員會匯報，負責風險管理系統的制定及運作，並協調、監督及評價風險管理，以及提供有關重大風險決定的專業意見。

本集團的合規部門定期蒐集風險資訊，透過問卷、專題討論、管理層會議進行風險評估，並適時向高級管理層匯報。於2025財政年度，本集團的合規部門基於本集團的生產及業務狀況，概括出合共77項風險因素，分類為策略風險、營運風險、合規風險及財務風險。管理層根據其認知、生產及營運經驗，對內使用因素作出評分，決定減輕風險及內部監控措施，處理有關風險。2025財政年度已識別的五大風險如下：

Corporate Governance Report

企業管治報告

S/N 編號	Risk title 風險條目	Description 描述
1	Cost control risk 成本控制風險	<p>The business costs of the Group, including purchases of inventory, payments for payroll, operating overheads, finance charges and other incidental costs, are subject to fluctuations arising from external factors such as changes in political, economic, market and environmental conditions.</p> <p>本集團的業務成本包括採購存貨、支付薪資、營運開支、融資費用及其他雜項成本，可能因外部因素（如政治、經濟、市場及環境狀況的變化）而產生波動。</p> <p>Should there be a prolonged escalation of costs and the Group is unable to pass cost increases to customers, the profit margin and the financial performance of the Group will be adversely affected.</p> <p>倘成本持續攀升，而本集團未能將成本增幅轉嫁予客戶，則本集團的利潤率及財務表現將受到不利影響。</p>
2	Mining management risk 採礦管理風險	<p>Mining and processing operations are highly dependent on the use of heavy machineries and equipment such as crushers, grinder machines and conveyor belts.</p> <p>採礦及洗選作業高度倚賴使用重型機械及設備，例如破碎機、研磨機及輸送帶。</p> <p>As the machines are subject to heavy usage, the level of wear and tears is high. Improper use, repair and/or inadequate maintenance may lead to accidents that result in casualties, fatalities, damage to machinery, environment, economic losses and prolonged operational disruptions. In addition, insufficient and improper mine management and maintenance may lead to soil erosion and mine accidents, resulting in similar adverse impacts.</p> <p>由於機器經常使用，磨損程度高，故不當使用、維修及／或保養不足可能導致發生意外，造成人員傷亡、機器損壞、環境破壞、經濟損失及長期運作中斷。此外，礦山管理及維護不足及不當或會導致土壤流失及礦山事故，造成類似的不良影響。</p>
3	Funding risk 資金風險	<p>Due to the capital-intensive nature of the Group's business, the Group incurs substantial capital expenditures to expand its investment and mining processing plants. Accordingly, the Group is exposed to the risk of inadequate funds and difficulties in financing these capital expenditures.</p> <p>鑑於本集團業務屬資本密集性質，為擴展投資及開採洗選廠房，本集團須承擔龐大資本開支。因此，本集團面對資金不足及難以為該等資本開支進行融資的風險。</p> <p>Raising funds to ensure funding sustainability is vital. Due to changes in economic conditions and governmental policies, the financial institutions in China may tighten the lending policies and adopt more prudent measures in approving and renewing loans. Failure to obtain financing or re-financing on a timely basis, or at all, may cause the Group to reduce or abandon its planned growth strategies, which in turn will limit its expansion and growth and consequently affect the Group's ability to compete in the mining industry, hence affecting the Group's long term viability.</p> <p>籌集資金以確保資金不絕至關重要。受經濟情況及政府政策變動影響，中國境內金融機構可能收緊貸款政策，並在審批及續新貸款時採取更審慎的措施。倘未能及時取得融資或再融資，甚或完全無法取得融資，則可能導致本集團縮減或放棄既定發展策略，進而限制其擴張及成長，最終影響本集團在開採行業的競爭能力，因而影響本集團的長期生存能力。</p>

S/N 編號	Risk title 風險條目	Description 描述
4	Guarantee risk 擔保風險	<p>The Group may provide guarantees to banks or other counterparties in respect of borrowings, financing arrangements, or other obligations of its subsidiaries, associates, or related parties. Such guarantees expose the Group to potential financial obligations that are contingent upon the failure of the guaranteed parties to meet their contractual commitments.</p> <p>本集團可能就其子公司、聯營公司或關聯方的借款、融資安排或其他責任向銀行或其他交易對手提供擔保。該等擔保使本集團面對潛在財務責任，而該責任取決於被擔保方能否履行其約定承諾。</p> <p>If any guaranteed party experiences poor operating performance and is unable to repay its borrowings, the Group may be required to fulfill the obligations on its behalf, resulting in unplanned cash outflows, financial losses, and adverse impacts on the Group's liquidity position, financial performance, and overall risk exposure.</p> <p>倘任何被擔保方營運表現欠佳且無力償還借款，則本集團可能須代其履行責任，導致計劃之外的現金流出、財務損失，並對本集團的流動資金狀況、財務表現及整體風險敞口造成不利影響。</p>
5	Production risk 生產風險	<p>The Group's operations are highly dependent on the continuous and efficient production of its iron ore mine and gypsum mine. The mining operations are exposed to production risks arising from a lack of strategic planning resulting in a misalignment of production capacity, market demand and regulatory environment. A lack of strategic planning (including updates) may lead to inefficiencies, delays, and suboptimal resource utilisation.</p> <p>本集團的營運高度依賴其鐵礦及石膏礦的持續高效生產。採礦業務面對因欠缺策略規劃導致產能、市場需求及監管環境失衡所引發的生產風險。欠缺策略規劃（包括更新）可能導致效率低下、延誤及資源利用率未達最佳狀態。</p> <p>Further, the absence of a comprehensive and optimised production scheduling mechanism across production areas may hinder coordinated operations, reduce overall productivity, and increase operational costs. These may adversely affect output targets, operational stability, and the Group's ability to meet market demand and financial objectives.</p> <p>此外，各生產區域缺乏全面及經優化的生產排程機制，可能阻礙協調運作、降低整體生產力並使營運成本增加。該等情況可能對產出目標、營運穩定及本集團滿足市場需求及達成財務目標的能力造成不利影響。</p>

Internal Control

The audit committee supervises and inspects the comprehensiveness and implementation of the internal control system of the Group, and regularly discusses with the management on the system in order to ensure that the management performs its duties to establish an adequate and effective internal control system.

The internal control system has been designed to safeguard the assets of the Group and maintain proper accounting records, execution with appropriate authority and compliance with the relevant laws and regulations. The Board has established and evaluated the relevant internal control system across three spectrums covering corporate governance and system, business and accounting procedures and information system control. The Board also conducts a review of the Group's risk management and internal control systems at least once a year. The management, with oversight from the Board, has established internal control and risk management systems guided by the Committee of Sponsoring Organisations of the Treadway Commission's Internal Control Integrated Framework. The main features of the framework are as follows:

- control environment: including code of conduct and other practices regarding acceptable business practice or expected standards of ethical and moral behaviours, management of conflict of interest, authority and responsibility, and legal and regulatory compliance;
- risk assessment: including objective management, risk assessment and management, and compliance management;
- control activities: including sales, trade receivables and collection, procurement, trade payables and payment, production and costing, human resources and payroll, assets management, treasury, financial reporting, and information technology general controls;
- information and communication: including forecasting and budgeting, internal and external communication, confidentiality and data protection; and
- monitoring activities: including internal audit function, and reporting of internal control defects.

內部監控

審核委員會監督及檢討本集團內部監控系統的全面性及實施情況，定期與管理層進行有關系統的討論，以確保管理層履行其建立足夠及有效的內部監控系統的職責。

內部監控系統乃為保障本集團資產安全及維護適當的會計記錄、適當授權執行及遵守相關法律及法規而設。董事會已循三個範疇建立及評核相關內部監控系統，涵蓋企業管治與制度、業務及會計程序以及信息系統控制。此外，董事會每年最少檢討本集團的風險管理及內部監控系統一次。在董事會監督下，管理層已參照全美反舞弊性財務報告委員會發起組織的內部監控綜合框架設立內部監控及風險管理系統。該框架的主要特色如下：

- 控制環境：包括行為守則及其他關於可接納商業慣例或預期道德及操守行為標準的常規、利益衝突管理、權責、法律及監管合規；
- 風險評估：包括目標管理、風險評估及管理以及合規管理；
- 控制活動：包括銷售、應收賬款及收款、採購、應付賬款及付款、生產及成本計算、人力資源及薪資、資產管理、資金管理、財務報告、資訊科技的一般控制；
- 信息與溝通：包括預測及預算、內部及外部溝通、保密及數據保護；及
- 監察活動：包括內部審核機構、內部監控缺失匯報。

During FY2025, the internal audit function of the Group, with the assistance of an international advisory firm, performed an annual review and self-assessment on the above internal control system in order to monitor its operations in a timely manner. The main work procedures included policy review, interview with key process owners, and sample testing. As a result of the review, the Group updated the relevant policies and procedures in accordance with the business operations and practice of the Group. To address the 16 issues identified in the annual review, the Group requested the relevant departments to take remedial actions in a timely manner. The internal audit function together with the international advisory firm reported the self-assessment and annual review results to the audit committee. The Board, through the audit committee, reviewed the work of the internal audit function as well.

In relation to the execution of continuing connected transactions, the Company noted that although the 2025 Master Guarantee Agreement and the transactions contemplated thereunder were approved by the Independent Shareholders at the extraordinary general meeting held on 26 May 2025, the execution of the 2025 Master Guarantee Agreement was delayed. The delayed was mainly attributable to (i) the complexity of the proposed transactions (including determining the maximum guaranteed amount estimated under the Hypothetical Scenario, agreeing with the valuer on the valuation methodologies and the fair value of the Pledged Assets, and obtaining necessary legal advice and confirmation, among others); (ii) the significant amount of time and effort for the parties to negotiate and nail down the commercial terms of the 2025 Master Guarantee Agreement due to (a) the higher maximum guaranteed amount under the Hypothetical Scenario; (b) the higher implied value for the Pledged Assets; and (c) the higher guarantees fees for the renewal period from 1 January 2025 to 31 December 2027; and (iii) intervening public holidays in December 2024 and January 2025.

於2025財政年度，在一間國際諮詢公司的協助下，本集團的內部審核功能已就上述內部監控系統進行年度檢討及自我評估，以適時監察營運。主要工作程序包括政策審閱、訪問主要程序負責人及抽樣測試等。因應有關檢討，本集團已按照其業務營運及慣例更新相關政策及程序。為應對年度審閱中識別的16個事項，本集團已要求相關部門適時採取補救行動。內部審核功能聯同該國際諮詢公司向審核委員會匯報自我評估及年度檢討結果。董事會亦已透過審核委員會檢討內部審核功能的工作。

有關簽立持續關連交易方面，本公司注意到，儘管2025年主擔保協議及據此擬進行的交易已於2025年5月26日舉行的股東特別大會上獲獨立股東批准，惟簽立2025年主擔保協議時有所延遲。延遲主要是由於(i)建議交易的複雜程度(包括釐定根據假設情況估計的最高擔保額，與估值師就估值方法及已質押資產的公平值達成一致意見，以及取得必要的法律意見及確認等)；(ii)由於(a)在假設情況下的最高擔保額較高；(b)已質押資產的隱含價值較高；及(c)2025年1月1日至2027年12月31日續期期間的擔保費較高，故訂約方需要大量時間及精力磋商及落實2025年主擔保協議的商務條款；及(iii)適逢2024年12月及2025年1月的公眾假期所致。

Corporate Governance Report

企業管治報告

To address the above and prevent similar delays, the Company has implemented a number of remedial measures to enhance its internal control system, including (i) formation of a dedicated working group; (ii) enhanced the internal memorandum and internal control manual with a timeline specified for certain actions; and (iii) holding regular meetings at least once every 2 months with Huili Caitong Parties to understand how they would continue to explore and agree on alternative settlement arrangements with the Financial Institutions, which could possibly lead to a replacement of the CVT Guarantees. Further details are set out in the Company's announcements dated 4 March 2025 and 10 July 2025 and its circular dated 9 May 2025.

During FY2025, the Board, through the audit committee, has reviewed the effectiveness of the risk management and internal control systems (including financial, operational and compliance controls), including a follow-up review on the remedial actions taken to strengthen the execution of connected transactions, the Board was of the view that the Group complied with the CG Code on risk management and internal control and concluded that the risk management and internal control systems were effective and adequate to ensure compliance with the requirements under the Listing Rules (including Rule 14A.34). The Board further concluded that no significant area of concern which might affect the Shareholders was found, and such controls effectively mitigated the risks that might have an impact on the Group in achieving its strategic objectives.

為解決上述問題並防止類似延遲，本公司已實施多項補救措施以強化內部控制系統，包括(i)成立一個專責工作小組；(ii)加強內部備忘錄及內部監控手冊，並就若干行動制定時間表；及(iii)每兩個月最少與會理財通各方舉行一次定期會議，以了解彼等如何繼續與金融機構商討及磋商替代償還安排，該等安排有可能進展至取代中國鐵鈦擔保。進一步詳情載於本公司日期分別為2025年3月4日及2025年7月10日的公告，以及日期為2025年5月9日的通函。

於2025財政年度，董事會已透過審核委員會檢討風險管理及內部監控（包括財務監控、運作監控及合規監控）系統的成效，包括對為加強關連交易的執行而採取的補救行動進行跟進檢討，董事會認為本集團已遵守風險管理及內部監控的企管守則，總結風險管理及內部監控系統屬有效，足以確保遵守上市規則（包括第14A.34條）的規定。董事會進一步總結，並無發現可能影響股東的重大疑慮，且有關監控有效減低可能影響本集團達成其策略目標的風險。

Whistleblowing

In compliance with code provision D.2.3 of the CG Code, the Board adopted a whistleblowing policy to provide employees and relevant third parties who deal with the Group (e.g. customers, suppliers, creditors and debtors) with guidance and reporting channels to raise concerns and/or report any suspected improprieties in any matters related to the Group in confidence and anonymity. An email account has been set up for this purpose. All reported matters will be investigated independently, and, in the meantime, all information received from a whistleblower and its identity will be kept confidential. The Board and the audit committee will regularly review the whistleblowing policy and mechanism to improve its effectiveness.

Anti-corruption

In compliance with code provision D.2.4 of the CG Code, the Board has adopted an anti-fraud and anti-corruption policy which outlines guidelines and the minimum standards of conducts, all applicable laws and regulations in relation to the anti-corruption and anti-bribery, and the responsibilities of employees to resist fraud, to help the Group defend against corrupt practices and to report any reasonably suspected case of fraud and corruption or any attempts thereof, to the management or through an appropriate reporting channel. The Group does not tolerate any form of fraud and corruption among all employees and those acting in an agency or fiduciary capacity on behalf of the Group and in its business dealing with third parties. The Board and the audit committee will review the anti-fraud and anti-corruption policy and mechanism periodically to ensure its effectiveness and enforce the commitment of the Group to the prevention, deterrence, detection and investigation of all forms of fraud and corruption. Further details of such policy can be found in the Company's environmental, social and governance report.

COMPANY SECRETARY

Mr. Chong Eng Wee resigned as the Company Secretary on 10 March 2025. Following the resignation of Mr. Chong Eng Wee, Mr. Leung Ming Shan, John Bosco, has been appointed as the Company Secretary on 10 March 2025, who continues to report to the chairman and the chief executive officer from time to time.

舉報

遵照企管守則的守則條文D.2.3，董事會已採納舉報政策，提供指引及舉報渠道讓僱員及其他與本集團有往來者（如客戶、供應商、債權人及債務人）可暗中及以不具名方式提出其對任何可能關於本集團的不當事宜的關注及／或報告，並已為此設立電郵賬戶。本集團將獨立調查所有接獲的報告，同時對舉報人的身份及所提供的資料保密。董事會及審核委員會將定期檢討舉報政策及系統，以提升其效能。

反貪污

遵照企管守則的守則條文D.2.4，董事會已採納反欺詐及反貪污政策，列明有關反貪污及反賄賂的指引、最低操守標準、所有適用法律及法規、僱員應對欺詐、協助本集團對抗貪污行為，以及向管理層或透過合適舉報渠道檢舉任何合理可疑欺詐及貪污個案及意圖的責任。本集團絕不容忍任何僱員及代表本集團行事或履行受信責任的人士以及在其與第三方進行業務往來時出現任何形式的欺詐及貪污行為。董事會及審核委員會將定期檢討反欺詐及反貪污政策及系統，以確保其行之有效，並足以執行本集團對於預防、遏止、偵測及調查所有形式的欺詐及貪污的承擔。有關該政策的進一步詳情載於本公司的環境、社會及管治報告。

公司秘書

章英偉先生已於2025年3月10日辭任公司秘書。章英偉先生辭任後，梁名山先生已於2025年3月10日獲委任為公司秘書，繼續不時向主席及首席執行官匯報。

SHAREHOLDERS' RIGHTS

Procedures for convening an extraordinary general meeting and putting forward proposals at Shareholders' meetings

Pursuant to Article 58 of the Articles, Shareholder(s) holding at the date of deposit of the requisition not less than one-tenth of the paid-up capital of the Company carrying the right of voting at general meetings of the Company, on a one vote per Share basis (the "Requisitionist(s)") may, by written requisition (the "Requisition") to the Board or the Company Secretary, require an extraordinary general meeting (the "EGM") to be called by the Board for the transaction of any business or resolution specified in the Requisition. The Requisition shall be deposited at the principal place of business of the Company in Hong Kong. The EGM shall be held within two months after the deposit of the Requisition. In the event that the Board fails to proceed to convene the EGM within twenty-one days of the deposit of the Requisition, the Requisitionist(s) may convene a physical meeting at only one location which will be the principal meeting place (as defined in the Articles), and all reasonable expenses incurred by the Requisitionist(s) as a result of the failure of the Board shall be reimbursed to the Requisitionist(s) by the Company.

Procedures for Shareholders to put enquiries to the Board

Shareholders should direct their enquiries about their shareholdings to the Company's branch share registrar in Hong Kong, Computershare Hong Kong Investor Services Limited, at 17M Floor, Hopewell Centre, 183 Queen's Road East, Wanchai, Hong Kong. In respect of other enquiries, Shareholders may put forward enquiries to the Board through the Company's principal place of business in Hong Kong which will direct the enquiries to the Board for handling.

股東權利

召開股東特別大會及於股東大會上提呈建議的程序

根據細則第58條，於遞呈要求日期持有不少於本公司繳足股本（賦有本公司股東大會上投票權（以每股股份一票為基準））十分之一的股東（「要求人」）有權透過向董事會或公司秘書發出書面要求（「要求」），要求董事會召開股東特別大會，以處理有關要求中指明的任何事項或決議案。要求應交回本公司的香港主要營業地點。股東特別大會應於遞呈要求後兩個月內舉行。倘遞呈要求後二十一日內，董事會未有召開股東特別大會，則要求人可自行於僅一個地點（將為主要會議地點（定義見細則））召開實體會議，而要求人因董事會未有召開大會而合理產生的所有開支應由本公司向要求人償付。

股東向董事會提出查詢的程序

股東應向本公司香港股份登記分處香港中央證券登記有限公司（地址為香港灣仔皇后大道東183號合和中心17M樓）查詢其股權情況。對於其他查詢，股東可透過本公司的香港主要營業地點向董事會提出查詢，而本公司的香港主要營業地點會將有關查詢轉交董事會處理。

COMMUNICATIONS WITH SHAREHOLDERS AND INVESTORS

The Board has adopted a shareholders communication policy (the “SCP”) and the Board shall review it on a regular basis to ensure its effectiveness. The Board is of the view that with the measures set out below in place, the SCP is considered to have been effectively implemented.

Purpose

The SCP aims to set out the provisions with the objective of ensuring that Shareholders, both individual and institutional, in appropriate circumstances, is provided with ready, equal and timely access to balanced and understandable information about the Company (including its financial performance, strategic goals and plans, material developments, governance and risk profile), in order to enable Shareholders to exercise their rights in an informed manner, and to allow Shareholders to engage actively with the Company.

Communication Strategies

The main communication channels with the Shareholders include:

Constitutional documents

A copy of the latest memorandum and articles of association of the Company is available on the Hong Kong Stock Exchange's website (www.hkexnews.hk) and the Company's website. There has been no change in the Company's constitutional documents during FY2025.

Annual general meetings

The annual general meeting is an important discussion platform for the Shareholders to participate, facilitating the communications between the management of the Company and the Shareholders. The annual general meeting is held once a year and is accessible to all the Shareholders. The Directors answer any questions the Shareholders have at the annual general meeting which is also attended by the external auditor and the Company Secretary. All matters proposed to the Shareholders for approval shall be submitted in separate resolutions and resolved by way of poll at the annual general meeting. The procedures of conducting a poll will be explained in detail to the Shareholders, and the voting results will be available on the Hong Kong Stock Exchange's website (www.hkexnews.hk) and the Company's website (www.chinavtmmining.com).

與股東及投資者的溝通

董事會已採納一項股東通訊政策，而董事會應定期檢討以確保政策成效。董事會認為，在下列措施配合下，股東通訊政策被視為已有效實行

目的

股東通訊政策旨在載列各項條文，確保股東（個人及機構（如適用））可隨時、平等地且適時獲得公正及易於理解的本公司資料（包括本公司的財務表現、策略目標及計劃、重大發展、管治以及風險狀況），讓股東可在知情情況下行使彼等的權利及積極參與本公司事務。

通訊策略

與股東的主要溝通渠道包括：

憲章文件

本公司最新的組織章程大綱及細則可於香港聯交所網站(www.hkexnews.hk)及本公司網站查閱。本公司憲章文件於2025財政年度內概無任何改動。

股東週年大會

股東週年大會是讓股東參與的重要討論平台，方便本公司管理層與股東之間的溝通。股東週年大會每年舉行一次，所有股東均可參與。董事將於股東週年大會上回答股東的任何問題，而外聘核數師及公司秘書亦會出席。提呈股東批准的所有事宜將於股東週年大會上以單獨決議案提呈並以投票表決方式議決。進行投票表決的程序將向股東詳細解釋，而投票表決結果將於香港聯交所網站(www.hkexnews.hk)及本公司網站(www.chinavtmmining.com)登載。

Corporate Governance Report

企業管治報告

Annual reports, interim reports, announcements and circulars

The Company issues its annual reports and interim reports after publishing the annual results and the interim results in March and August every year, respectively, so as to periodically review the development of the Group as well as to update its Shareholders with its latest business information and market trends. In addition, the Company will inform the Shareholders through announcements regarding any major event or inside information in a timely manner. For any matter requiring the approval of the Shareholders, the Company will hold an EGM according to the requirements of the Hong Kong Stock Exchange, and issue a circular prior to the specific date of the meeting, allowing the Shareholders to have sufficient time to learn more about the matters for making voting decisions. All annual reports, interim reports, announcements and circulars will be uploaded to the Hong Kong Stock Exchange's website (www.hkexnews.hk) and the Company's website (www.chinavtmmining.com).

The chairman of the Board also encourages Shareholders and investors to write to the Company via ir@chinavtmmining.com, if they wish to.

The Company's website

The Company's website offers timely access to the Group's press releases and other business information. Through its website, the Company provides the Shareholders with electronic versions of the financial reports, the latest slide presentations, as well as up-to-date news about the Group's business, announcements, and general information, whichever is applicable. To make contributions to environmental protection and maintain effective communication with the Shareholders, the Group encourages all Shareholders to browse the Company's corporate communication files on the Company's website.

Investor contacts and enquiries

The Group has a dedicated team to maintain contact with investors and handle Shareholders' enquiries. Should investors have any enquiries, please contact the Company via email at ir@chinavtmmining.com.

The Company will ensure that information on the work of investor relations is disclosed in a timely and accurate manner, and will react to the capital market effectively and smoothly. This can help the capital market to better understand its development strategies and operating conditions.

年報、中期報告、公告及通函

本公司會分別於每年3月及8月刊發年度業績及中期業績後刊發其年度報告及中期報告，以定期回顧本集團的發展以及向股東更新最新業務資料及市場趨勢。此外，本公司將及時透過公告知會股東所涉及的任何主要事件或內幕消息。就任何需要股東批准的事項而言，本公司將根據香港聯交所的規定舉行股東特別大會並於大會的指定日期前刊發通函，令股東有充足時間了解有關作出投票決定的事宜的更多詳情。所有年度報告、中期報告、公告及通函將上載至香港聯交所網站(www.hkexnews.hk)及本公司網站(www.chinavtmmining.com)。

董事會主席亦鼓勵股東及投資者透過 ir@chinavtmmining.com 以書面方式向本公司表達意見。

本公司網站

本公司的網站會適時提供本集團的新聞稿及其他業務資料。透過其網站，本公司向股東提供財務報告的電子版本、最新演示文稿及有關本集團業務、公告及一般資料(以適用者為準)等的最新消息。為對環境保護作出貢獻及維持與股東的有效溝通，本集團鼓勵所有股東於本公司網站瀏覽本公司的企業通訊檔案。

投資者聯絡及查詢

本集團有專門的團隊維持與投資者的聯絡及處理股東查詢。投資者如有任何查詢，請聯絡本公司，電郵為 ir@chinavtmmining.com。

本公司將確保有關投資者關係的工作資料適時及準確的披露，以及有效及順暢地回應資本市場。此舉可幫助資本市場加深了解本公司的發展策略及經營狀況。

Independent Auditor's Report 獨立核數師報告



Forvis Mazars CPA Limited

富睿瑪澤會計師事務所有限公司

42nd Floor, Central Plaza

18 Harbour Road, Wanchai, Hong Kong

香港灣仔港灣道18號中環廣場42樓

Tel 電話：(+852) 2909 5555

Fax傳真：(+852) 2810 0032

Email電郵：info.hk@forvismazars.com

Website 網站：forvismazars.com/hk

To the members of
China Vanadium Titano-Magnetite Mining Company Limited
(Incorporated in the Cayman Islands with limited liability)

致中國鈮鈦磁鐵礦業有限公司
(於開曼群島註冊成立的有限公司)
列位股東

Opinion

We have audited the consolidated financial statements of China Vanadium Titano-Magnetite Mining Company Limited (the "Company") and its subsidiaries (together the "Group") set out on pages 112 to 248, which comprise the consolidated statement of financial position as at 31 December 2025, and the consolidated statement of profit or loss and other comprehensive income, the consolidated statement of changes in equity and the consolidated statement of cash flows for the year then ended, and notes to the consolidated financial statements, including material accounting policy information.

意見

本核數師(以下簡稱「我們」)已審計列載於第112至第248頁的中國鈮鈦磁鐵礦業有限公司(「貴公司」)及其子公司(統稱「貴集團」)的綜合財務報表，此綜合財務報表包括於2025年12月31日的綜合財務狀況表與截至該日止年度的綜合損益及其他全面收益表、綜合股權變動表和綜合現金流量表，以及綜合財務報表附註，包括重大會計政策資訊。

In our opinion, the consolidated financial statements give a true and fair view of the consolidated financial position of the Group as at 31 December 2025, and of its consolidated financial performance and consolidated cash flows for the year then ended in accordance with IFRS Accounting Standards as issued by the International Accounting Standards Board ("IASB") and have been properly prepared in compliance with the disclosure requirements of the Companies Ordinance.

我們認為，綜合財務報表已根據國際會計準則理事會頒布的《國際財務報告準則》的會計準則真實而中肯地反映了貴集團於2025年12月31日的綜合財務狀況及截至該日止年度的綜合財務表現及綜合現金流量，並已遵照《公司條例》的披露規定妥為擬備。

Independent Auditor's Report

獨立核數師報告

Basis for Opinion

We conducted our audit in accordance with Hong Kong Standards on Auditing (“HKSAAs”) as issued by the Hong Kong Institute of Certified Public Accountants (the “HKICPA”). Our responsibilities under those standards are further described in the “Auditor’s Responsibilities for the Audit of the Consolidated Financial Statements” section of our report. We are independent of the Group in accordance with the HKICPA’s Code of Ethics for Professional Accountants (the “Code”), as applicable to audits of financial statements of public interest entities, and we have fulfilled our other ethical responsibilities in accordance with the Code. We believe that the audit evidence we have obtained is sufficient and appropriate to provide a basis for our opinion.

Key Audit Matters

Key audit matters are those matters that, in our professional judgement, were of most significance in our audit of the consolidated financial statements for the current period. These matters were addressed in the context of our audit of the consolidated financial statements as a whole, and in forming our opinion thereon, and we do not provide a separate opinion on these matters.

Key audit matter

關鍵審計事項

Impairment of non-current assets

非流動資產減值

In accordance with IFRS Accounting Standards, the Group assesses at the end of each reporting period whether there are any indications of impairment for its non-current assets. If such indicator of impairment exists, an estimate of the recoverable amount is performed. The Group has a significant amount of non-current assets, including property, plant and equipment, intangible assets and right-of-use assets. Based on the existing market conditions in the iron ore industry and gypsum ore industry, impairment indicators were identified for the Group’s non-current assets.

按照《國際財務報告準則》的會計準則，貴集團於各報告期末評估其非流動資產有否任何減值跡象。如減值跡象存在，則會進行可收回金額估計。貴集團擁有大額非流動資產，包括物業、廠房及設備、無形資產及使用權資產。基於目前鐵礦石行業及石膏礦石行業的市場情況，貴集團的非流動資產存在減值跡象。

意見的基礎

我們已根據香港會計師公會頒布的《香港審計準則》進行審計。我們在該等準則下承擔的責任已在本報告「核數師就審計綜合財務報表承擔的責任」部分中作進一步闡述。根據香港會計師公會頒布的《專業會計師道德守則》（以下簡稱「守則」），守則適用於公眾利益實體的財務報表審計，我們獨立於貴集團，並已履行守則中的其他專業道德責任。我們相信，我們所獲得的審計憑證能充足及適當地為我們的意見提供基礎。

關鍵審計事項

關鍵審計事項是根據我們的專業判斷，認為對本期綜合財務報表的審計最為重要的事項。這些事項是在我們審計整體綜合財務報表及出具意見時進行處理的，我們不會對這些事項提供單獨的意見。

How our audit addressed the key audit matter

該關鍵審計事項在我們的審計中是如何應對的

Our key audit procedures, among others, included:
我們的關鍵審計程序其中包括：

- testing the impairment model selected for each CGUs based on our understanding of the methodology and checking the mathematical accuracy;
基於對方法的理解，測試就每個現金產生單位挑選的減值模型，並檢查在數學上的準確性；

Key audit matter

關鍵審計事項

Accordingly, management performed the impairment assessment based on the discounted cash flows expected to be derived from the cash-generating units ("CGUs"). The assessment of the recoverable amounts involved significant estimation uncertainty, subjective assumptions and application of significant judgement, in relation to commodity prices, the discount rate, budgeted gross margin and production volumes. We have identified the impairment assessment as a key audit matter due to involvement of significant estimates and judgement in determining the recoverable amount of each CGUs.

因此，管理層基於預期來自有關現金產生單位的貼現現金流量進行減值評估。可收回金額的評估涉及重大的估計不確定性，運用主觀假設和重大判斷，涉及商品價格、貼現率、預算毛利率和產量。我們已識別減值評估為關鍵審計事項，原因為於釐定每個現金產生單位的可收回金額時涉及重大估計及判斷。

The Group's disclosures about the impairment assessment for these non-current assets are included in notes 12 and 13 to the consolidated financial statements.

貴集團關於該等非流動資產減值評估的披露載列於綜合財務報表附註12及13。

How our audit addressed the key audit matter

該關鍵審計事項在我們的審計中是如何應對的

- comparing key market-derived estimates, including commodity prices, against external data and performing sensitivity analyses on the forecasts prepared by management;
針對與市場相關的關鍵估計，包括商品價格，將其與外部數據進行對比，並就管理層編製的預測進行敏感度分析；
- comparing key operational estimates in the models to source data and publicly available information, including the forward market price of iron ore and gypsum;
比較模型中與經營相關的關鍵估計與數據來源及可公開獲得的資料，包括鐵礦石和石膏遠期市場價格；
- involving our valuation specialists to assist us in evaluating the key valuation parameters such as the discount rate calculation applied and the valuation model used;
邀請估值專家協助我們評估多項關鍵估值參數，例如所應用的貼現率計算及所使用的估值模型；
- evaluating the objectivity, capabilities and competence of the external specialists engaged by the Group and us; and
評價 貴集團和我們分別委聘的外部專家的客觀性、能力與適任性；及
- assessing the appropriateness of the related disclosures in the notes to the consolidated financial statements.
評估綜合財務報表附註中的相關披露是否適當。

Independent Auditor's Report

獨立核數師報告

Other Information

The directors of the Company are responsible for the other information. The other information comprises the information included in the Company's 2025 annual report but does not include the consolidated financial statements and our auditor's report thereon.

Our opinion on the consolidated financial statements does not cover the other information and we do not express any form of assurance conclusion thereon.

In connection with our audit of the consolidated financial statements, our responsibility is to read the other information and, in doing so, consider whether the other information is materially inconsistent with the consolidated financial statements or our knowledge obtained in the audit or otherwise appears to be materially misstated. If, based on the work we have performed, we conclude that there is a material misstatement of this other information, we are required to report that fact. We have nothing to report in this regard.

Responsibilities of the Directors and Those Charged with Governance for the Consolidated Financial Statements

The directors of the Company are responsible for the preparation of the consolidated financial statements that give a true and fair view in accordance with IFRS Accounting Standards as issued by the IASB and the disclosure requirements of the Companies Ordinance, and for such internal control as the directors determine is necessary to enable the preparation of consolidated financial statements that are free from material misstatement, whether due to fraud or error.

In preparing the consolidated financial statements, the directors of the Company are responsible for assessing the Group's ability to continue as a going concern, disclosing, as applicable, matters related to going concern and using the going concern basis of accounting unless the directors of the Company either intend to liquidate the Group or to cease operations, or have no realistic alternative but to do so.

Those charged with governance are responsible for overseeing the Group's financial reporting process.

其他信息

貴公司董事需對其他信息負責。其他信息包括刊載於 貴公司2025年年報內的信息，但不包括綜合財務報表及我們的核數師報告。

我們對綜合財務報表的意見並不涵蓋其他信息，我們亦不對該等其他信息發表任何形式的鑒證結論。

結合我們對綜合財務報表的審計，我們的責任是閱讀其他信息，在此過程中，考慮其他信息是否與綜合財務報表或我們在審計過程中所了解的情況存在重大抵觸或者似乎存在重大錯誤陳述的情況。基於我們已執行的工作，如果我們認為其他信息存在重大錯誤陳述，我們需要報告該事實。在這方面，我們沒有任何報告。

董事及治理層就綜合財務報表須承擔的責任

貴公司董事須負責根據國際會計準則理事會頒布的《國際財務報告準則》的會計準則及《公司條例》的披露規定擬備真實而中肯的綜合財務報表，並對其認為為使綜合財務報表的擬備不存在由於欺詐或錯誤而導致的重大錯誤陳述所需的內部控制負責。

在擬備綜合財務報表時， 貴公司董事負責評估 貴集團持續經營的能力，並在適用情況下披露與持續經營有關的事項，以及使用持續經營為會計基礎，除非 貴公司董事有意將 貴集團清盤或停止經營，或別無其他實際的替代方案。

治理層須負責監督 貴集團的財務報告過程。

Auditor's Responsibilities for the Audit of the Consolidated Financial Statements

Our objectives are to obtain reasonable assurance about whether the consolidated financial statements as a whole are free from material misstatement, whether due to fraud or error, and to issue an auditor's report that includes our opinion. This report is made solely to you, as a body, and for no other purpose. We do not assume responsibility towards or accept liability to any other person for the contents of this report.

Reasonable assurance is a high level of assurance, but is not a guarantee that an audit conducted in accordance with HKSA's will always detect a material misstatement when it exists. Misstatements can arise from fraud or error and are considered material if, individually or in the aggregate, they could reasonably be expected to influence the economic decisions of users taken on the basis of these consolidated financial statements.

As part of an audit in accordance with HKSA's, we exercise professional judgement and maintain professional scepticism throughout the audit. We also:

- Identify and assess the risks of material misstatement of the consolidated financial statements, whether due to fraud or error, design and perform audit procedures responsive to those risks, and obtain audit evidence that is sufficient and appropriate to provide a basis for our opinion. The risk of not detecting a material misstatement resulting from fraud is higher than for one resulting from error, as fraud may involve collusion, forgery, intentional omissions, misrepresentations, or the override of internal control.
- Obtain an understanding of internal control relevant to the audit in order to design audit procedures that are appropriate in the circumstances, but not for the purpose of expressing an opinion on the effectiveness of the Group's internal control.

核數師就審計綜合財務報表承擔的責任

我們的目標，是對綜合財務報表整體是否不存在由於欺詐或錯誤而導致的重大錯誤陳述取得合理保證，並出具包括我們意見的核數師報告。本報告僅對全體股東作出，除此以外，本報告並無其他用途。我們不會就核數師報告的內容向任何其他人士負上或承擔任何責任。

合理保證是高水平的保證，但不能保證按照《香港審計準則》進行的審計，在某一重大錯誤陳述存在時總能發現。錯誤陳述可以由欺詐或錯誤引起，如果合理預期它們單獨或滙總起來可能影響綜合財務報表使用者依賴綜合財務報表所作出的經濟決定，則有關的錯誤陳述可被視作重大。

在根據《香港審計準則》進行審計的過程中，我們運用了專業判斷，保持了專業懷疑態度。我們亦：

- 識別和評估由於欺詐或錯誤而導致綜合財務報表存在重大錯誤陳述的風險，設計及執行審計程序以應對這些風險，以及獲取充足和適當的審計憑證，作為我們意見的基礎。由於欺詐可能涉及串謀、偽造、蓄意遺漏、虛假陳述，或凌駕於內部監控之上，因此未能發現因欺詐而導致的重大錯誤陳述的風險高於未能發現因錯誤而導致的重大錯誤陳述的風險。
- 了解與審計相關的內部監控，以設計適當的審計程序，但目的並非對貴集團內部監控的有效性發表意見。

Independent Auditor's Report

獨立核數師報告

- Evaluate the appropriateness of accounting policies used and the reasonableness of accounting estimates and related disclosures made by the directors.
- Conclude on the appropriateness of the directors' use of the going concern basis of accounting and, based on the audit evidence obtained, whether a material uncertainty exists related to events or conditions that may cast significant doubt on the Group's ability to continue as a going concern. If we conclude that a material uncertainty exists, we are required to draw attention in our auditor's report to the related disclosures in the consolidated financial statements or, if such disclosures are inadequate, to modify our opinion. Our conclusions are based on the audit evidence obtained up to the date of our auditor's report. However, future events or conditions may cause the Group to cease to continue as a going concern.
- Evaluate the overall presentation, structure and content of the consolidated financial statements, including the disclosures, and whether the consolidated financial statements represent the underlying transactions and events in a manner that achieves fair presentation.
- Plan and perform the group audit to obtain sufficient appropriate audit evidence regarding the financial information of the entities or business units within the Group as a basis for forming an opinion on the group financial statements. We are responsible for the direction, supervision and review of the audit work performed for purposes of the group audit. We remain solely responsible for our audit opinion.
- 評價董事所採納會計政策的恰當性及作出會計估計和相關披露的合理性。
- 對董事採用持續經營會計基礎的恰當性作出結論。根據所獲取的審計憑證，確定是否存在與事項或情況有關的重大不確定性，從而可能導致對 貴集團的持續經營能力產生重大疑慮。如果我們認為存在重大不確定性，則有必要在核數師報告中提請使用者注意綜合財務報表中的相關披露。假若有關的披露不足，則我們應當發表非無保留意見。我們的結論是基於核數師報告日止所取得的審計憑證。然而，未來事項或情況可能導致 貴集團不能持續經營。
- 評價綜合財務報表的整體列報方式、結構和內容，包括披露，以及綜合財務報表是否中肯反映交易和事項。
- 計劃和實施 貴集團審計，以就 貴集團內實體或業務單位的財務信息獲取充足、適當的審計憑證，以作為形成 貴集團財務報表審計意見的基礎。我們負責對出於 貴集團審計目的實施的審計工作進行指導、監督和覆核。我們為審計意見承擔全部責任。

Independent Auditor's Report 獨立核數師報告

We communicate with those charged with governance regarding, among other matters, the planned scope and timing of the audit and significant audit findings, including any significant deficiencies in internal control that we identify during our audit.

We also provide those charged with governance with a statement that we have complied with relevant ethical requirements regarding independence and to communicate with them all relationships and other matters that may reasonably be thought to bear on our independence, and where applicable, actions taken to eliminate threats or safeguards applied.

From the matters communicated with those charged with governance, we determine those matters that were of most significance in the audit of the consolidated financial statements of the current period and are therefore the key audit matters. We describe these matters in our auditor's report unless law or regulation precludes public disclosure about the matter or when, in extremely rare circumstances, we determine that a matter should not be communicated in our report because the adverse consequences of doing so would reasonably be expected to outweigh the public interest benefits of such communication.

Forvis Mazars CPA Limited

Certified Public Accountants
Hong Kong, 27 March 2026

The engagement director on the audit resulting in this independent auditor's report is:

Tsoi Wa Shan

Practising Certificate number: P07514

除其他事項外，我們與治理層溝通了計劃的審計範圍、時間安排、重大審計發現等，包括我們在審計中識別出內部監控的任何重大缺陷。

我們還向治理層提交聲明，說明我們已符合有關獨立性的相關專業道德要求，並與他們溝通有可能合理地被認為會影響我們獨立性的所有關係和其他事項，以及為消除對獨立性的威脅所採取的行動或防範措施（若適用）。

從與治理層溝通的事項中，我們確定哪些事項對本期綜合財務報表的審計最為重要，因而構成關鍵審計事項。我們在核數師報告中描述這些事項，除非法律法規不允許公開披露這些事項，或在極端罕見的情況下，如果合理預期在我們報告中溝通某事項造成的負面後果超過產生的公眾利益，我們決定不應在報告中溝通該事項。

富睿瑪澤會計師事務所有限公司

執業會計師
香港，2026年3月27日

出具本獨立核數師報告的審計項目董事是：

蔡華山

執業證書編號：P07514

Consolidated Statement of Profit or Loss and Other Comprehensive Income

綜合損益及其他全面收益表

Year ended 31 December 2025
截至2025年12月31日止年度

		Notes 附註	2025 2025年 RMB'000 人民幣千元	2024 2024年 RMB'000 人民幣千元
Revenue	收入	4, 5	557,885	542,490
Cost of sales	銷售成本	7	(540,689)	(528,287)
Gross profit	毛利		17,196	14,203
Other income and gains	其他收入及收益	5	17,388	12,402
Selling and distribution expenses	銷售及分銷開支		(4,916)	(2,667)
Administrative expenses	行政開支		(17,914)	(19,064)
Other expenses	其他開支		(5,220)	(9,976)
Reversal of impairment losses on other receivables	其他應收款項減值虧損撥回	16	–	371
Write-down of inventories	存貨撇減	18	–	(4,691)
Impairment losses on property, plant and equipment	物業、廠房及設備減值虧損	12	–	(4,947)
Impairment losses on intangible assets	無形資產減值虧損	13	–	(4,152)
Finance costs	財務成本	6	(5,855)	(7,750)
Share of results of joint ventures	分佔合營企業業績	15	833	1,680
Profit/(Loss) before tax	稅前利潤／(虧損)	7	1,512	(24,591)
Income tax credit	所得稅抵免	9	259	4,502
Profit/(Loss) for the year	年內利潤／(虧損)		1,771	(20,089)
Other comprehensive income/(loss)	其他全面收益／(虧損)			
Other comprehensive income/(loss) that may be reclassified to profit or loss in subsequent periods:	可於往後期間重新分類至損益的其他全面收益／(虧損)：			
Exchange differences on translation of foreign operations	換算海外業務產生的匯兌差額		15	(5)
Total comprehensive income/(loss) for the year	年內全面收益／(虧損)總額		1,786	(20,094)

Consolidated Statement of Profit or Loss and Other Comprehensive Income

綜合損益及其他全面收益表

Year ended 31 December 2025

截至2025年12月31日止年度

		Note 附註	2025 2025年 RMB'000 人民幣千元	2024 2024年 RMB'000 人民幣千元
Profit/(Loss) attributable to:	利潤／(虧損) 歸屬於：			
Owners of the Company	本公司擁有人		(142)	(20,662)
Non-controlling interests	非控股權益		1,913	573
			<u>1,771</u>	<u>(20,089)</u>
Total comprehensive income/(loss) attributable to:	全面收益／(虧損) 總額歸屬於：			
Owners of the Company	本公司擁有人		(127)	(20,667)
Non-controlling interests	非控股權益		1,913	573
			<u>1,786</u>	<u>(20,094)</u>
Loss per share attributable to owners of the Company:	歸屬於本公司擁有人的每股虧損：			
Basic and diluted (RMB cents)	基本及攤薄 (人民幣分)	11	<u>(0.01)</u>	<u>(0.92)</u>

Consolidated Statement of Financial Position

綜合財務狀況表

At 31 December 2025
於2025年12月31日

	Notes 附註	2025 2025年 RMB'000 人民幣千元	2024 2024年 RMB'000 人民幣千元
NON-CURRENT ASSETS			
Property, plant and equipment	12	227,798	209,756
Right-of-use assets	14	20,770	20,760
Intangible assets	13	813,795	815,567
Interests in joint ventures	15	5,013	4,180
Prepayments, other receivables and other assets	16	323	373
Deferred tax assets	17	14,515	12,631
Total non-current assets		1,082,214	1,063,267
CURRENT ASSETS			
Inventories	18	14,637	20,326
Trade and bills receivables	19	161,940	75,494
Prepayments, other receivables and other assets	16	45,248	108,179
Due from related parties	20	847	3,137
Pledged deposits	21	25	25
Cash and cash equivalents	21	9,238	11,881
Total current assets		231,935	219,042
CURRENT LIABILITIES			
Trade payables	22	64,701	63,585
Contract liabilities	23	4,773	2,097
Other payables and accruals	24	104,019	63,581
Interest-bearing bank and other borrowings	25	4,000	72,400
Due to related parties	20	5,617	3,958
Lease liabilities	14	2,019	2,226
Tax payable		9,717	8,932
Total current liabilities		194,846	216,779
NET CURRENT ASSETS		37,089	2,263
TOTAL ASSETS LESS CURRENT LIABILITIES		1,119,303	1,065,530

Consolidated Statement of Financial Position

綜合財務狀況表

At 31 December 2025

於2025年12月31日

		Notes 附註	2025 2025年 RMB'000 人民幣千元	2024 2024年 RMB'000 人民幣千元
NON-CURRENT LIABILITIES	非流動負債			
Due to related parties	應付關聯方款項	20	9,573	8,472
Contract liabilities	合約負債	23	30,000	20,000
Lease liabilities	租賃負債	14	19,128	18,857
Interest-bearing bank and other borrowings	計息銀行及其他借貸	25	78,010	19,044
Provision for rehabilitation	復原撥備	26	16,197	15,843
Other payables	其他應付款項	24	44,401	63,106
Total non-current liabilities	非流動負債總額		197,309	145,322
Net assets	資產淨值		921,994	920,208
EQUITY	權益			
Equity attributable to owners of the Company	歸屬於本公司擁有人的權益			
Issued capital	已發行股本	27	197,889	197,889
Reserves	儲備	29	427,605	427,732
			625,494	625,621
Non-controlling interests	非控股權益	30	296,500	294,587
Total equity	權益總額		921,994	920,208

Hao Xiemin 郝謝敏
Director 董事

Wang Hu 王虎
Director 董事

Consolidated Statement of Changes in Equity

綜合股權變動表

Year ended 31 December 2025
截至2025年12月31日止年度

		Attributable to owners of the Company 歸屬於本公司擁有人											
		Issued capital	Share premium account	Statutory reserves	Safety fund surplus reserve	Contributed surplus	Difference arising from acquisition of non-controlling interests	Capital reserve	Exchange fluctuation reserve	Accumulated losses	Total	Non-controlling interests	Total equity
		RMB'000	RMB'000	RMB'000	RMB'000	RMB'000	RMB'000	RMB'000	RMB'000	RMB'000	RMB'000	RMB'000	RMB'000
		人民幣千元	人民幣千元	人民幣千元	人民幣千元	人民幣千元	人民幣千元	人民幣千元	人民幣千元	人民幣千元	人民幣千元	人民幣千元	人民幣千元
		(note 27)	(note 29(a))	(note 29(b))	(note 29(d))	(note 29(c))	收購非控股權益產生的差額	(note 29(f))	匯兌波動儲備	累計虧損	合計	非控股權益	權益總額
		(附註27)	(附註29(a))	(附註29(b))	(附註29(d))	(附註29(c))	收購非控股權益產生的差額	(附註29(f))	匯兌波動儲備	累計虧損	合計	非控股權益	權益總額
At 1 January 2025	於2025年1月1日	197,889	1,877,488	222,186	191,973	87,238	(852,820)	186,200	581	(1,285,114)	625,621	294,587	920,208
(Loss)/Profit for the year	年內(虧損)/利潤	-	-	-	-	-	-	-	-	(142)	(142)	1,913	1,771
Other comprehensive income for the year	年內其他全面收益	-	-	-	-	-	-	-	-	-	-	-	-
Exchange differences related to foreign operations	有關海外經營業務的匯兌差額	-	-	-	-	-	-	-	15	-	15	-	15
Total comprehensive loss for the year	年內全面虧損總額	-	-	-	-	-	-	-	15	(142)	(127)	1,913	1,786
Utilisation of safety fund surplus reserve	動用安全基金專項儲備	-	-	-	(3,114)	-	-	-	-	3,114	-	-	-
Provision for safety fund surplus reserve	安全基金專項儲備撥備	-	-	-	1,923	-	-	-	-	(1,923)	-	-	-
Appropriation of statutory reserve	劃撥法定公積金	-	-	474	-	-	-	-	-	(474)	-	-	-
		-	-	474	(1,191)	-	-	-	-	717	-	-	-
At 31 December 2025	於2025年12月31日	197,889	1,877,488*	222,660*	190,782*	87,238*	(852,820)	186,200*	596*	(1,284,539)	625,494	296,500	921,994

Consolidated Statement of Changes in Equity

綜合股權變動表

Year ended 31 December 2025

截至2025年12月31日止年度

		Attributable to owners of the Company 歸屬於本公司擁有人												
		Issued capital	Share premium account	Statutory reserves	Safety fund surplus reserve	Contributed surplus	Share option reserve	Difference arising from acquisition of non-controlling interests	Capital reserve	Exchange fluctuation reserve	Accumulated losses	Total	Non-controlling interests	Total equity
		已發行股本	股份溢價賬	法定公積金	安全基金專項儲備	繳入盈餘	股份期權儲備	收購非控股權益產生的差額	資本公積	匯兌波動儲備	累計虧損	合計	非控股權益	權益總額
		RMB'000	RMB'000	RMB'000	RMB'000	RMB'000	RMB'000	RMB'000	RMB'000	RMB'000	RMB'000	RMB'000	RMB'000	RMB'000
		人民幣千元	人民幣千元	人民幣千元	人民幣千元	人民幣千元	人民幣千元	人民幣千元	人民幣千元	人民幣千元	人民幣千元	人民幣千元	人民幣千元	人民幣千元
		(note 27)	(note 29(a))	(note 29(b))	(note 29(d))	(note 29(c))	(note 28/ note 29(e))		(note 29(f))					
		(附註27)	(附註29(a))	(附註29(b))	(附註29(d))	(附註29(c))	(附註28/ 附註29(e))		(附註29(f))					
At 1 January 2024	於2024年1月1日	197,889	1,877,488	221,591	194,584	87,238	9,121	(852,820)	186,200	586	(1,275,589)	646,288	294,014	940,302
(Loss)/Profit for the year	年內(虧損)/利潤	-	-	-	-	-	-	-	-	-	(20,662)	(20,662)	573	(20,089)
Other comprehensive loss for the year	年內其他全面虧損	-	-	-	-	-	-	-	-	-	-	-	-	-
Exchange differences related to foreign operations	有關海外經營業務的匯兌差額	-	-	-	-	-	-	-	-	(5)	-	(5)	-	(5)
Total comprehensive loss for the year	年內全面虧損總額	-	-	-	-	-	-	-	-	(5)	(20,662)	(20,667)	573	(20,094)
Utilisation of safety fund surplus reserve	動用安全基金專項儲備	-	-	-	(4,659)	-	-	-	-	-	4,659	-	-	-
Provision for safety fund surplus reserve	安全基金專項儲備撥備	-	-	-	2,048	-	-	-	-	-	(2,048)	-	-	-
Appropriation of statutory reserve	劃撥法定公積金	-	-	595	-	-	-	-	-	-	(595)	-	-	-
Transfer of share option reserve upon the expiry of share options	股份期權屆滿後轉撥股份期權儲備	-	-	-	-	-	(9,121)	-	-	-	9,121	-	-	-
		-	-	595	(2,611)	-	(9,121)	-	-	-	11,137	-	-	-
At 31 December 2024	於2024年12月31日	197,889	1,877,488*	222,186*	191,973*	87,238*	-	(852,820)*	186,200*	581*	(1,285,114)	625,621	294,587	920,208

* These reserve accounts comprise the consolidated reserves of RMB427,605,000 (2024: RMB427,732,000) in the consolidated statement of financial position.

* 該等儲備賬包括綜合財務狀況表內的綜合儲備人民幣427,605,000元(2024年: 人民幣427,732,000元)。

Consolidated Statement of Cash Flows

綜合現金流量表

Year ended 31 December 2025
截至2025年12月31日止年度

	Notes 附註	2025 2025年 RMB'000 人民幣千元	2024 2024年 RMB'000 人民幣千元
CASH FLOWS FROM OPERATING ACTIVITIES	經營活動的現金流量		
Profit/(Loss) before tax	稅前利潤／(虧損)	1,512	(24,591)
Adjustments for:	就下列各項作出的調整：		
Amortisation of intangible assets	無形資產攤銷	1,772	2,492
Bank interest income	銀行利息收入	(1)	(4)
Depreciation of property, plant and equipment	物業、廠房及設備折舊	8,081	9,063
Depreciation of right-of-use assets	使用權資產折舊	2,645	2,240
Finance costs	財務成本	5,855	7,750
Reversal of impairment losses on other receivables	其他應收款項減值虧損撥回	–	(371)
Impairment losses on intangible assets	無形資產減值虧損	–	4,152
Impairment losses on property, plant and equipment	物業、廠房及設備減值虧損	–	4,947
Share of results of joint ventures	分佔合營企業業績	(833)	(1,680)
Loss on disposal of property, plant and equipment	出售物業、廠房及設備的虧損	–	197
Write-down of inventories	存貨撇減	–	4,691
Write-off of property, plant and equipment	撇銷物業、廠房及設備	783	1,494
Write-off of trade and other payables	撇銷應付賬款及其他應付款項	(5,678)	(1,882)
		14,136	8,498

Consolidated Statement of Cash Flows

綜合現金流量表

Year ended 31 December 2025

截至2025年12月31日止年度

		2025 2025年 RMB'000 人民幣千元	2024 2024年 RMB'000 人民幣千元
	Note 附註		
Changes in working capital:	營運資金變動：		
Trade and bills receivables	應收賬款及票據	(86,446)	44,362
Inventories	存貨	5,689	(6,322)
Prepayments, other receivables and other assets	預付款項、其他應收款項 及其他資產	62,981	(11,865)
Amounts due to related parties	應付關聯方款項	3,949	3,081
Trade payables	應付賬款	1,944	(7,139)
Other payables and accruals	其他應付款項及應計款項	20,756	4,990
Contract liabilities	合約負債	12,676	(6,786)
Cash generated from operations	經營產生的現金	35,685	28,819
Interest received	已收利息	1	4
Income tax paid	已付所得稅	(840)	(2,665)
Net cash flows from operating activities	經營活動產生的現金流量 淨額	34,846	26,158
CASH FLOWS FROM INVESTING ACTIVITIES	投資活動的現金流量		
Purchase of property, plant and equipment	購置物業、廠房及設備	(16,112)	(19,022)
Proceeds from disposal of property, plant and equipment	出售物業、廠房及設備 所得款項	-	333
Addition of intangible assets	添置無形資產	(6,250)	(6,326)
Investments in joint ventures	於合營企業的投資	-	(2,500)
Utilisation of rehabilitation	使用復原	(141)	(238)
	26		
Net cash flows used in investing activities	投資活動使用的現金流量 淨額	(22,503)	(27,753)

Consolidated Statement of Cash Flows

綜合現金流量表

Year ended 31 December 2025
截至2025年12月31日止年度

	Note	2025 2025年 RMB'000 人民幣千元	2024 2024年 RMB'000 人民幣千元
	附註		
CASH FLOWS FROM FINANCING ACTIVITIES			
Proceeds from bank and other borrowings	銀行及其他借貸所得款項	94,630	94,590
Repayment of bank and other borrowings	償還銀行及其他借貸	(104,064)	(85,740)
Principal portion of lease payments	租賃款本金部分	(2,591)	(2,122)
Increase in amounts due to related parties	應付關聯方款項增加	1,101	3,669
Interest portion of lease payments	租賃款利息部分	(1,076)	(1,091)
Interest paid	已付利息	(3,001)	(3,863)
Net cash flows (used in)/from financing activities	融資活動(使用)／產生的現金流量淨額	(15,001)	5,443
NET (DECREASE)/INCREASE IN CASH AND CASH EQUIVALENTS	現金及現金等價物(減少)／增加淨額	(2,658)	3,848
Cash and cash equivalents at beginning of year	年初的現金及現金等價物	11,881	8,038
Effect of foreign exchange rate changes, net	匯率變動影響淨額	15	(5)
CASH AND CASH EQUIVALENTS AT END OF YEAR	年終的現金及現金等價物	9,238	11,881
ANALYSIS OF BALANCES OF CASH AND CASH EQUIVALENTS	現金及現金等價物結餘分析		
Cash and bank balances	現金及銀行結餘	9,263	11,906
Less: pledged deposits	減：已質押存款	(25)	(25)
Cash and cash equivalents as stated in the consolidated statement of cash flows	於綜合現金流量表內列賬的現金及現金等價物	21 9,238	11,881

Notes to the Consolidated Financial Statements

綜合財務報表附註

Year ended 31 December 2025
截至2025年12月31日止年度

1. CORPORATE AND GROUP INFORMATION

China Vanadium Titano-Magnetite Mining Company Limited (the “Company”) was incorporated as an exempted company with limited liability in the Cayman Islands on 28 April 2008 under the Companies Act. The registered office address of the Company is Cricket Square, Hutchins Drive, P.O. Box 2681, Grand Cayman, KY1-1111, Cayman Islands. The principal place of business of the Company in Hong Kong is located at 3201, 32/F, Alexandra House, 18 Chater Road, Central, Hong Kong.

During the year ended 31 December 2025, the Company and its subsidiaries (together, the “Group”) were principally engaged in the following principal activities:

- sale of self-produced products
- trading of steels
- facility management

In the opinion of the board (the “Board”) of directors of the Company (the “Director(s)”), Trisonic International Limited (“Trisonic International”), a company incorporated in Hong Kong, is the parent and the ultimate holding company of the Company.

1. 公司及集團資料

中國釩鈦磁鐵礦業有限公司（「本公司」）於2008年4月28日在開曼群島根據公司法註冊成立為一間獲豁免有限公司。本公司的註冊辦事處地址為Cricket Square, Hutchins Drive, P.O. Box 2681, Grand Cayman, KY1-1111, Cayman Islands。本公司的香港主要營業地點位於香港中環遮打道18號歷山大廈32樓3201室。

於截至2025年12月31日止年度內，本公司及其子公司（統稱「本集團」）主要從事以下主要業務：

- 銷售自產產品
- 鋼鐵貿易
- 設施管理

本公司董事（「董事」）會（「董事會」）認為，合創國際有限公司（「合創國際」，一間於香港註冊成立的公司）為本公司的母公司及最終控股公司。

Notes to the Consolidated Financial Statements

綜合財務報表附註

Year ended 31 December 2025
截至2025年12月31日止年度

1. CORPORATE AND GROUP INFORMATION

(Continued)

Information about subsidiaries

Particulars of the Company's subsidiaries are as follows:

Company name 公司名稱	Place of incorporation/ registration and business 註冊成立/ 註冊及營業地點	Issued share/ registered share capital 已發行股份/ 註冊股本	Percentage of equity interests attributable to the Company 歸屬於本公司的 股本權益百分比 %	Principal activities 主要業務
<i>Directly held:</i> 直接持有：				
Powerside Holdings Limited 威方控股有限公司	British Virgin Islands ("BVI") 英屬處女群島	United States dollars ("USD") 1 1美元	100	Investment holding 投資控股
First China Limited 三民有限公司	Hong Kong 香港	Hong Kong dollars ("HKD") 2 2港元	100	Investment holding 投資控股
Sure Prime Limited	BVI 英屬處女群島	USD1 1美元	100	Investment holding 投資控股
Singapore VTM Mining Pte. Ltd.	Singapore 新加坡	Singapore dollars ("SGD")10,000 10,000新加坡元	100	Investment holding 投資控股
<i>Indirectly held:</i> 間接持有：				
Simply Rise Holdings Limited 易陞控股有限公司	Hong Kong 香港	HKD1 1港元	100	Investment holding 投資控股

1. 公司及集團資料 (續)

有關子公司的資料

本公司各子公司的詳情如下：

1. CORPORATE AND GROUP INFORMATION

*(Continued)*Information about subsidiaries *(Continued)*

1. 公司及集團資料 (續)

有關子公司的資料 (續)

Company name 公司名稱	Place of incorporation/ registration and business 註冊成立/ 註冊及營業地點	Issued share/ registered share capital 已發行股份/ 註冊股本	Percentage of equity interests attributable to the Company 歸屬於本公司的 股本權益百分比 %	Principal activities 主要業務
Sichuan Lingyu Investment Group Co., Ltd. ("Sichuan Lingyu") ^(a)	The People's Republic of China (the "PRC")	HKD850,000,000	100	Product trading and investment holding
四川省凌御投資集團有限公司 (「四川凌御」) ^(a)	中華人民共和國 (「中國」)	850,000,000港元		產品貿易及 投資控股
Aba Mining Co., Ltd. ("Aba Mining") ^(b)	PRC	Renminbi ("RMB") 22,000,000	100	Iron ore mining, iron ore beneficiation and sales of self-produced products
阿壩礦業有限公司 (「阿壩礦業」) ^(b)	中國	人民幣 22,000,000元		鐵礦石開採、 鐵礦石洗選及 銷售自產產品
Huili Akuang Trading Co., Ltd. ("Akuang Trading") ^(b)	PRC	RMB20,000,000	100	Iron ore beneficiation and sales of iron concentrates
會理阿礦貿易有限公司 (「阿礦貿易」) ^(b)	中國	人民幣 20,000,000元		鐵礦石洗選及 銷售鐵精礦
Sichuan Haoyuan New Material Co., Ltd. ("Sichuan Haoyuan") ^(b)	PRC	RMB20,000,000	51	Gypsum ore beneficiation and sale of self-produced products
四川省浩遠新材料有限公司 (「四川浩遠」) ^(b)	中國	人民幣 20,000,000元		石膏礦石洗選及 銷售自產產品

Notes to the Consolidated Financial Statements

綜合財務報表附註

Year ended 31 December 2025

截至2025年12月31日止年度

1. CORPORATE AND GROUP INFORMATION

(Continued)

Information about subsidiaries (Continued)

Company name 公司名稱	Place of incorporation/ registration and business 註冊成立/ 註冊及營業地點	Issued share/ registered share capital 已發行股份/ 註冊股本	Percentage of equity interests attributable to the Company 歸屬於本公司的 股本權益百分比 %	Principal activities 主要業務
Hanyuan County Xinjin Mining Co., Ltd. ^(b)	PRC	RMB1,150,000	51	Gypsum ore mining, gypsum ore beneficiation and sale of self-produced products
漢源縣鑫金礦業有限公司 ^(b)	中國	人民幣 1,150,000元		石膏礦石開採、石膏礦石洗選及銷售自產產品
Sichuan Lingwei Property Service Co., Ltd. ("Sichuan Lingwei") ^(b)	PRC	RMB10,000,000	100	Estate management, sale of equipment and materials, lease of real estate
四川省凌威物業服務有限公司 (「四川凌威」) ^(b)	中國	人民幣 10,000,000元		房地產管理、銷售設備及材料、房地產租賃

^(a) Sichuan Lingyu is registered as a wholly-foreign-owned enterprise under PRC law.

^(b) These subsidiaries are registered as domestic enterprises under PRC law.

1. 公司及集團資料 (續)

有關子公司的資料 (續)

Principal activities 主要業務
Gypsum ore mining, gypsum ore beneficiation and sale of self-produced products
石膏礦石開採、石膏礦石洗選及銷售自產產品
Estate management, sale of equipment and materials, lease of real estate
房地產管理、銷售設備及材料、房地產租賃

^(a) 四川凌威根據中國法律註冊為外商獨資企業。

^(b) 此等子公司根據中國法律註冊為境內企業。

2.1 BASIS OF PREPARATION

These consolidated financial statements have been prepared in accordance with IFRS Accounting Standards (which include all applicable IFRS Accounting Standards, IAS Standards and IFRIC Interpretations) issued by the International Accounting Standards Board (“IASB”), accounting principles generally accepted in Hong Kong and the disclosure requirements of the Companies Ordinance. These consolidated financial statements also comply with the applicable disclosure requirements of the Rules Governing the Listing of Securities on The Stock Exchange of Hong Kong Limited. They have been prepared under the historical cost convention.

Basis of consolidation

The consolidated financial statements include the financial statements of the Company and its subsidiaries for the year ended 31 December 2025. A subsidiary is an entity, directly or indirectly, controlled by the Company. Control is achieved when the Group is exposed, or has rights, to variable returns from its involvement with the investee and has the ability to affect those returns through its power over the investee (i.e. existing rights that give the Group the current ability to direct the relevant activities of the investee).

Generally, there is a presumption that a majority of voting rights results in control. When the Company has, directly or indirectly, less than a majority of the voting or similar rights of an investee, the Group considers all relevant facts and circumstances in assessing whether it has power over an investee, including:

- (a) the contractual arrangement with the other vote holders of the investee;
- (b) rights arising from other contractual arrangements; and
- (c) the Group’s voting rights and potential voting rights.

The financial statements of the subsidiaries are prepared for the same reporting period as the Company, using consistent accounting policies. The results of subsidiaries are consolidated from the date on which the Group obtains control, and continue to be consolidated until the date that such control ceases.

2.1 編製基準

本綜合財務報表乃按照國際會計準則理事會頒佈的國際財務報告會計準則（包括所有適用的國際財務報告會計準則、國際會計準則的準則及國際財務報告詮釋委員會詮釋）、香港公認會計原則及《公司條例》的披露規定編製。本綜合財務報表亦符合香港聯合交易所有限公司證券上市規則的適用披露規定。本綜合財務報表乃根據歷史成本慣例編製。

綜合基準

綜合財務報表包括本公司及其子公司截至2025年12月31日止年度的財務報表。子公司為本公司直接或間接控制的實體。當本集團因參與投資實體的業務而可享有或有權獲得可變回報，並有能力透過對投資實體的權力（即賦予本集團目前指示投資實體相關活動的能力的現有權利）影響該等回報時，本集團即擁有控制權。

在一般情況下，存在着一個推定，即多數投票權形成控制權。當本公司直接或間接擁有投資實體的投票權或類似權利不及過半數時，本集團於評估是否對投資實體擁有權力時會考慮所有相關事實及情況，包括：

- (a) 與投資實體其他票數持有人的合約安排；
- (b) 其他合約安排產生的權利；及
- (c) 本集團的投票權及潛在投票權。

子公司的財務報表乃就與本公司相同的報告期採納一致的會計政策編製。子公司的業績由本集團取得控制權之日起綜合入賬，並將繼續綜合入賬直至有關控制權終止之日。

Notes to the Consolidated Financial Statements

綜合財務報表附註

Year ended 31 December 2025
截至2025年12月31日止年度

2.1 BASIS OF PREPARATION (Continued)

Basis of consolidation (Continued)

Profit or loss and each component of other comprehensive income are attributed to the owners of the Company and to the non-controlling interests, even if this results in the non-controlling interests having a deficit balance. All intra-group assets and liabilities, equity, income, expenses and cash flows relating to transactions between members of the Group are eliminated in full on consolidation.

The Group reassesses whether or not it controls an investee if facts and circumstances indicate that there are changes to one or more of the three elements of control described above. A change in the ownership interest of a subsidiary, without a loss of control, is accounted for as an equity transaction.

If the Group loses control over a subsidiary, it derecognises (i) the assets (including goodwill) and liabilities of the subsidiary; (ii) the carrying amount of any non-controlling interests; and (iii) the cumulative translation differences recorded in equity; and recognises (i) the fair value of the consideration received; (ii) the fair value of any investments retained; and (iii) any resulting surplus or deficit in profit or loss. The Group's share of components previously recognised in other comprehensive income is reclassified to profit or loss or retained profits, as appropriate, on the same basis as would be required if the Group had directly disposed of the related assets or liabilities.

2.2 CHANGES IN ACCOUNTING POLICIES AND DISCLOSURES

The Group has adopted the following revised IFRS Accounting Standards for the first time for the current year's consolidated financial statements.

Amendments to IAS 21 Lack of Exchangeability

2.1 編製基準 (續)

綜合基準 (續)

即使會導致非控股權益產生虧絀結餘，損益及其他全面收益各個組成部分仍會於本公司擁有人及非控股權益內歸屬。與本集團成員公司間交易有關的所有集團內公司間資產及負債、權益、收入、開支及現金流量均於綜合入賬時悉數抵銷。

倘有事實及情況顯示上文所述的三個控制權元素中有一個或以上出現變動，則本集團會重新評估是否控制投資實體。倘子公司的所有權權益出現變動（並未失去控制權），則入賬列作股權交易。

本集團倘失去對子公司的控制權，則終止確認(i)該子公司的資產（包括商譽）及負債；(ii)任何非控股權益的賬面金額；及(iii)於權益內記錄的累計換算差額；並確認(i)已收代價的公平值；(ii)所保留任何投資的公平值；及(iii)損益內任何因此產生的盈餘或虧絀。先前於其他全面收益確認的本集團應佔部分，會按就本集團直接出售相關資產或負債規定的相同基準適當地重新分類至損益或留存利潤。

2.2 會計政策及披露事項變動

本集團已就本年度的綜合財務報表首次採納下列經修訂國際財務報告會計準則。

國際會計準則 缺乏可兌換性
第21號修訂本

2.2 CHANGES IN ACCOUNTING POLICIES AND DISCLOSURES (Continued)

The nature and the impact of the revised IFRS Accounting Standards that are applicable to the Group are described below:

Amendments to IAS 21: Lack of Exchangeability

The amendments require an entity to apply a consistent approach to assessing whether a currency is exchangeable into another currency and, when it is not, to determining the exchange rate to use and the disclosures to provide.

The amendments have no effect on the measurement, recognition or presentation of any items in the consolidated financial statements. Management has reviewed the disclosure of accounting policy information and considered it is consistent with the amendments.

2.3 ISSUED BUT NOT YET EFFECTIVE IFRS ACCOUNTING STANDARDS

The Group has not early applied the following new and revised IFRS Accounting Standards, that have been issued but are not yet effective, in these consolidated financial statements.

Amendments to IFRS 9 and IFRS 7	Amendments to the Classification and Measurement of Financial Instruments ⁽¹⁾
Annual Improvements to IFRS Accounting Standards	Volume 11 ⁽¹⁾
Amendments to IFRS 9 and IFRS 7	Contracts Referencing Nature-dependent Electricity ⁽¹⁾
IFRS 18	Presentation and Disclosure in Financial Statements ⁽²⁾
IFRS 19	Subsidiaries without Public Accountability: Disclosures ⁽²⁾
Amendments to IAS 21	Translation to Hyperinflationary Presentation Currency ⁽²⁾
Amendments to IFRS 10 and IAS 28	Sale or Contribution of Assets between an Investor and its Associate or Joint Venture ⁽³⁾

⁽¹⁾ Effective for annual periods beginning on or after 1 January 2026

⁽²⁾ Effective for annual periods beginning on or after 1 January 2027

⁽³⁾ The effective date to be determined

2.2 會計政策及披露事項變動 (續)

適用於本集團的經修訂國際財務報告會計準則的性質及影響述說如下：

國際會計準則第21號修訂本：缺乏可兌換性

該等修訂本要求實體在評估一種貨幣是否可兌換為另一種貨幣時，以及（如不可兌換）於釐定所用匯率及所提供披露資料時應用一致的方針。

該等修訂本對綜合財務報表任何項目的計量、確認或呈列並無影響。管理層已審閱會計政策資料的披露，並認為其符合修訂本。

2.3 已頒佈但尚未生效的國際財務報告會計準則

本集團並未於本綜合財務報表中提前應用下列已頒佈但尚未生效的新訂及經修訂國際財務報告會計準則。

國際財務報告準則第9號及國際財務報告準則第7號修訂本	金融工具的分類及計量的修訂本 ⁽¹⁾
國際財務報告會計準則的年度改進	第11冊 ⁽¹⁾
國際財務報告準則第9號及國際財務報告準則第7號修訂本	涉及自然倚賴型電力及國際財務報告準則的合約 ⁽¹⁾
國際財務報告準則第18號	財務報表的呈列及披露 ⁽²⁾
國際財務報告準則第19號	無公眾問責性的子公司：披露 ⁽²⁾
國際會計準則第21號修訂本	換算為惡性通脹呈列貨幣 ⁽²⁾
國際財務報告準則第10號及國際會計準則第28號修訂本	投資者與其聯營公司或合營企業之間資產出售或出資 ⁽³⁾

⁽¹⁾ 於2026年1月1日或之後開始的年度期間生效

⁽²⁾ 於2027年1月1日或之後開始的年度期間生效

⁽³⁾ 尚未釐定生效日期

2.3 ISSUED BUT NOT YET EFFECTIVE IFRS ACCOUNTING STANDARDS *(Continued)*

Further information about those IFRS Accounting Standards that are expected to be applicable to the Group is described below.

Amendments to IFRS 9 and IFRS 7: Amendments to the Classification and Measurement of Financial Instruments

The amendments:

- clarify the classification of financial assets with environmental, social and corporate governance (ESG) and other similar features;
- clarify the date on which a financial asset or financial liability is derecognised;
- introduce an accounting policy option to derecognise financial liabilities that are settled through an electronic payment system before settlement date if specified criteria are met;
- clarify the requirements for classifying financial assets with non-recourse features and contractually linked instruments; and
- introduce additional disclosure requirements regarding investments in equity instruments designated at fair value through other comprehensive income and financial instruments with contingent features, for example, features tied to ESG-linked targets.

2.3 已頒佈但尚未生效的國際財務報告會計準則 (續)

預期適用於本集團的國際財務報告會計準則的進一步資料載述於下文。

國際財務報告準則第9號及國際財務報告準則第7號修訂本：金融工具的分類及計量的修訂本

該等修訂本：

- 釐清具備環境、社會及企業管治 (ESG) 以及其他類似特性的金融資產的分類；
- 釐清終止確認金融資產或金融負債的日期；
- 引進倘符合指定條件，則終止確認於結算日前透過電子支付系統結算的金融負債的會計政策選項；
- 釐清具有不追溯特性的金融資產及合約掛鈎工具的分類規定；及
- 就於指定為按公平值計量而其變動計入其他全面收益的權益工具及具有或然特性 (例如與ESG掛鈎目標捆綁的特性) 的金融工具的投資引進額外披露規定。

2.3 ISSUED BUT NOT YET EFFECTIVE IFRS ACCOUNTING STANDARDS *(Continued)* Annual Improvements to IFRS Accounting Standards – Volume 11

The amendments include clarifications, simplifications, corrections and changes aimed at improving the consistency of several IFRS Accounting Standards:

- IFRS 1 First-time Adoption of IFRS Accounting Standards;
- IFRS 7 Financial Instruments: Disclosures and its accompanying Guidance on Implementing IFRS 7;
- IFRS 9 Financial Instruments;
- IFRS 10 Consolidated Financial Statements; and
- IAS 7 Statement of Cash Flows.

Amendments to IFRS 9 and IFRS 7 Contracts Referencing Nature-dependent Electricity

The amendments include:

- clarifying the application of the “own-use” requirements;
- permitting hedge accounting if these contracts are used as hedging instruments; and
- adding new disclosure requirements to enable investors to understand the effect of these contracts on a company’s financial performance and cash flows.

2.3 已頒佈但尚未生效的國際財務報告會計準則 *(續)* 國際財務報告會計準則的年度改進—第11冊

該等修訂本包括旨在提高若干國際財務報告會計準則的一致性的澄清、簡化、修正及更改：

- 國際財務報告準則第1號「首次採納國際財務報告會計準則」；
- 國際財務報告準則第7號「金融工具：披露及其隨附的國際財務報告準則第7號實施指引」；
- 國際財務報告準則第9號「金融工具」；
- 國際財務報告準則第10號「綜合財務報表」；及
- 國際會計準則第7號「現金流量表」。

國際財務報告準則第9號及國際財務報告準則第7號修訂本「涉及自然倚賴型電力的合約」

該等修訂本包括：

- 釐清「自用」規定的應用；
- 如該等合約用作對沖工具，則允許使用對沖會計法；及
- 新增披露規定，讓投資者了解該等合約對公司財務表現及現金流量的影響。

2.3 ISSUED BUT NOT YET EFFECTIVE IFRS ACCOUNTING STANDARDS (Continued) IFRS 18 Presentation and Disclosure in Financial Statements

IFRS 18 replaces IAS 1 Presentation of Financial Statements. IFRS 18 retains numbers of requirements of IAS 1 and introduces the following new key requirements:

- presentation of new defined subtotals in the statement of profit or loss, i.e. operating profit and profit before financing and income taxes, and classifications of income and expenses into operating, investing, financing, income taxes and discontinued operations in the statement of profit or loss, with some modifications for companies with specific business activities, e.g. banks, insurers and investment property companies;
- identification of management-defined performance measures (MPMs) which are defined as subtotals of income and expenses used in public communications outside financial statements to communicate management's view of an aspect of the financial performance for the company as a whole and are not listed or required by IFRS Accounting Standards and disclosures about MPMs in a single note to the financial statements; and
- enhanced requirements for grouping (aggregation and disaggregation) of information in the primary financial statements and information disclosed in the notes to the financial statements.

IFRS 19 Subsidiaries without Public Accountability: Disclosures

IFRS 19 permits eligible subsidiaries to use IFRS Accounting Standards with reduced disclosures in their financial statements.

2.3 已頒佈但尚未生效的國際財務報告會計準則 (續) 國際財務報告準則第18號「財務報表的呈列及披露」

國際財務報告準則第18號取代國際會計準則第1號「財務報表的呈列」。國際財務報告準則第18號保留國際會計準則第1號的若干規定，並引進下列主要新規定：

- 於損益表呈列新界定的小計，即經營利潤以及除融資及所得稅前利潤，並將損益表內的收入與開支分類為經營、投資、融資、所得稅及已終止經營業務，當中會對經營特定業務活動的公司（例如銀行、承保公司及投資物業公司）作出若干修訂；
- 於財務報表的單一附註中，識別由管理層界定的表現計量方式（MPM，即於財務報表以外的公開通訊中，用於表達管理層對公司整體財務表現某一方面觀點的收入與開支小計，而並非國際財務報告會計準則所列或規定者）以及有關MPM的披露；及
- 提升主要財務報表資料以及財務報表附註所披露資料的分組（合計及分拆）規定。

國際財務報告準則第19號「無公眾問責性的子公司：披露」

國際財務報告準則第19號批准合資格子公司使用國際財務報告會計準則，其財務報表的披露事項會有所減少。

2.3 ISSUED BUT NOT YET EFFECTIVE IFRS ACCOUNTING STANDARDS (Continued)

Amendments to IAS 21 Translation to Hyperinflationary Presentation Currency

The amendments specify the translation procedures for an entity whose presentation currency is that of a hyperinflationary economy. An entity applies the amendments if:

- its functional currency is that of a non-hyperinflationary economy and it translates its results and financial position into the currency of a hyperinflationary economy; or
- it translates the results and financial position of a foreign operation, whose functional currency is that of a non-hyperinflationary economy, into the currency of a hyperinflationary economy.

Amendments to IFRS 10 and IAS 28: Sale or Contribution of Assets between an Investor and its Associate or Joint Venture

The amendments address an acknowledged inconsistency between the requirements in IFRS 10 and those in IAS 28, in dealing with the sale or contribution of assets between an investor and its associate or joint venture. The Standards are amended such that a full gain or loss is recognised when a transaction involves a business (whether it is housed in a subsidiary or not); and a partial gain or loss is recognised when a transaction involves assets that do not constitute a business, even if these assets are housed in a subsidiary.

The management of the Group does not anticipate that the adoption of the above new/revised IFRS Accounting Standards in future periods will have any material impact on the consolidated financial position and performance.

2.3 已頒佈但尚未生效的國際財務報告會計準則 (續)

國際會計準則第21號修訂本「換算為惡性通脹呈列貨幣」

該等修訂本列明其呈列貨幣為某惡性通脹經濟體貨幣的實體的換算程序。實體應用該等修訂本，倘：

- 其功能貨幣為非惡性通脹經濟體的貨幣，並將其業績及財務狀況換算為某惡性通脹經濟體的貨幣；或
- 其將功能貨幣為非惡性通脹經濟體貨幣的海外業務業績及財務狀況換算為某惡性通脹經濟體的貨幣。

國際財務報告準則第10號及國際會計準則第28號修訂本：投資者與其聯營公司或合營企業之間資產出售或出資

該等修訂本解決國際財務報告準則第10號規定與國際會計準則第28號規定之間處理投資者與其聯營公司或合營企業之間資產出售或出資時的已知不一致情況。該等準則已予修訂，致使當交易涉及一項業務（不論屬於子公司與否）時確認全部收益或虧損；而當交易涉及不構成業務的資產時，即使該等資產屬於子公司，亦僅確認部分收益或虧損。

本集團的管理層預計，於未來期間採用上述新訂／經修訂國際財務報告會計準則對綜合財務狀況及表現並無任何重大影響。

2.4 MATERIAL ACCOUNTING POLICY INFORMATION

Joint ventures

A joint venture is a joint arrangement whereby the parties that have joint control of the arrangement have rights to the net assets of the arrangement. A joint arrangement is an arrangement of which two or more parties have joint control. Joint control is a contractually agreed sharing of control of an arrangement, which exists only when decisions about the relevant activities require the unanimous consent of the parties sharing control. The Group reassesses whether it has joint control of an arrangement and whether the type of joint arrangement in which it is involved has changed, if facts and circumstances change.

The Group's investment in joint venture is accounted for under the equity method of accounting, except when the investment or a portion thereof is classified as held for sale. Under the equity method, the investment is initially recorded at cost and adjusted thereafter for the post-acquisition changes in the Group's share of the investee's net assets and any impairment loss relating to the investment. Except to the extent that the Group has incurred legal or constructive obligations or made payments on behalf of the investee, the Group discontinues recognising its share of further losses when the Group's share of losses of the investee equals or exceeds the carrying amount of its interest in the investee, which includes any long term interests that, in substance, form part of the Group's net investment in the investee.

2.4 重要會計政策資料

合營企業

合營企業是一種合營安排，據此，擁有該安排共同控制權的各訂約方均享有該安排淨資產的權利。合營安排是指由兩名或以上訂約方擁有共同控制權的安排。共同控制權是指經合約協定共享安排的控制權，只有當相關活動的決策需要共享控制權的各訂約方一致同意時方會存在。若事實及情況有變，本集團會重新評估是否擁有某項安排的共同控制權，以及其參與的合營安排類型是否有變。

本集團於合營企業的投資根據會計權益法入賬，惟該投資或其部分分類為持作出售除外。根據權益法，投資初始按成本入賬，其後就本集團應佔投資實體淨資產的收購後變動及與該投資有關的任何減值虧損作出調整。除非本集團代表投資實體產生法律或推定義務或作出付款，否則當本集團應佔投資實體的虧損相等於或超出其於投資實體權益的賬面金額（包括實質上構成本集團於投資實體淨投資一部分的任何長期權益）時，本集團終止確認其應佔的進一步虧損。

2.4 MATERIAL ACCOUNTING POLICY INFORMATION (Continued)

Fair value measurement

Fair value is the price that would be received to sell an asset or paid to transfer a liability in an orderly transaction between market participants at the measurement date. The fair value measurement is based on the presumption that the transaction to sell the asset or transfer the liability takes place either in the principal market for the asset or liability, or in the absence of a principal market, in the most advantageous market for the asset or liability. The principal or the most advantageous market must be accessible by the Group. The fair value of an asset or a liability is measured using the assumptions that market participants would use when pricing the asset or liability, assuming that market participants act in their economic best interest.

A fair value measurement of a non-financial asset takes into account a market participant's ability to generate economic benefits by using the asset in its highest and best use or by selling it to another market participant that would use the asset in its highest and best use.

The Group uses valuation techniques that are appropriate in the circumstances and for which sufficient data are available to measure fair value, maximising the use of relevant observable inputs and minimising the use of unobservable inputs.

2.4 重要會計政策資料 (續)

公平值計量

公平值乃於計量日期市場參與者之間在有序交易出售資產可收或轉讓負債應付的價格。公平值計量所建基的前題是資產出售或負債轉讓的交易乃於資產或負債的主要市場或(如無主要市場)最有利的市場進行。主要或最有利市場必須為本集團可達的市場。資產或負債的公平值計量會使用市場參與者在為資產或負債定價時所用的假設，並假設市場參與者會為其最佳經濟利益行事。

非金融資產的公平值計量會考慮市場參與者從使用資產的最有利及最佳用途，或向將以最有利及最佳用途使用資產的另一名市場參與者出售資產而產生經濟利益的能力。

本集團會視情況，就計量公平值可得的數據多寡採納合適的估值技術，盡量使用相關可觀察輸入數據，並盡量減少使用不可觀察輸入數據。

Notes to the Consolidated Financial Statements

綜合財務報表附註

Year ended 31 December 2025
截至2025年12月31日止年度

2.4 MATERIAL ACCOUNTING POLICY INFORMATION (Continued)

Fair value measurement (Continued)

All assets and liabilities for which fair value is measured or disclosed in the financial statements are categorised within the fair value hierarchy, described as follows, based on the lowest level input that is significant to the fair value measurement as a whole:

- Level 1 – based on quoted prices (unadjusted) in active markets for identical assets or liabilities
- Level 2 – based on valuation techniques for which the lowest level input that is significant to the fair value measurement is observable, either directly or indirectly
- Level 3 – based on valuation techniques for which the lowest level input that is significant to the fair value measurement is unobservable

For assets and liabilities that are recognised in the financial statements on a recurring basis, the Group determines whether transfers have occurred between levels in the hierarchy by reassessing categorisation (based on the lowest level input that is significant to the fair value measurement as a whole) at the end of each reporting period.

2.4 重要會計政策資料 (續)

公平值計量 (續)

於財務報表計量或披露公平值的所有資產及負債基於對公平值計量整體而言屬重大的最下層輸入數據，按下文所述的公平值層級分類：

- 第1層 — 基於相同資產或負債在活躍市場的報價值 (未經調整)
- 第2層 — 基於對公平值計量而言屬重大的最下層輸入數據屬直接或間接可觀察的估值技術
- 第3層 — 基於對公平值計量而言屬重大的最下層輸入數據屬不可觀察的估值技術

就於財務報表按經常性基準確認的資產及負債而言，本集團會於各報告期末重新評估分類方法 (基於對公平值計量整體而言屬重大的最下層輸入數據)，以釐定各層級間有否出現轉移。

2.4 MATERIAL ACCOUNTING POLICY INFORMATION (Continued)

Impairment of non-financial assets

Where an indication of impairment exists, or when annual impairment testing for an asset is required (other than inventories, deferred tax assets, financial assets), the asset's recoverable amount is estimated. An asset's recoverable amount is the higher of the asset's or cash-generating unit's value in use ("VIU") and its fair value less costs of disposal, and is determined for an individual asset, unless the asset does not generate cash inflows that are largely independent of those from other assets or groups of assets, in which case the recoverable amount is determined for the cash-generating unit to which the asset belongs. In testing a cash-generating unit for impairment, a portion of the carrying amount of a corporate asset (e.g., a headquarters building) is allocated to an individual cash-generating unit if it can be allocated on a reasonable and consistent basis or, otherwise, to the smallest group of cash-generating units.

An impairment loss is recognised only if the carrying amount of an asset exceeds its recoverable amount. In assessing VIU, the estimated future cash flows are discounted to their present value using a pre-tax discount rate that reflects current market assessments of the time value of money and the risks specific to the asset. An impairment loss is charged to profit or loss in the period in which it arises in those expense categories consistent with the function of the impaired asset.

An assessment is made at the end of each reporting period as to whether there is an indication that previously recognised impairment losses may no longer exist or may have decreased. If such an indication exists, the recoverable amount is estimated. A previously recognised impairment loss of an asset other than goodwill is reversed only if there has been a change in the estimates used to determine the recoverable amount of that asset, but not to an amount higher than the carrying amount that would have been determined (net of any depreciation/amortisation) had no impairment loss been recognised for the asset in prior years. A reversal of such an impairment loss is credited to profit or loss in the period in which it arises.

2.4 重要會計政策資料 (續)

非金融資產減值

倘若出現減值跡象或當有需要對資產（存貨、遞延稅項資產、金融資產除外）進行年度減值測試，本集團會估計該資產的可收回金額。資產的可收回金額為資產或現金產生單位的使用價值與其公平值減出售成本的較高者，並就個別資產釐定，除非資產並無產生在很大程度上可獨立於其他資產或資產類別的現金流入，在此情況下，則釐定資產所屬現金產生單位的可收回金額。於測試現金產生單位的減值時，企業資產（如總部大樓）若能按合理一致的基準分配，則部分賬面金額會被分配至個別現金產生單位，否則會被分配至最小的現金產生單位組別。

減值虧損僅於資產賬面金額超逾可收回金額時確認。於評估使用價值時，估計未來現金流量以可反映現時市場對貨幣時間價值及資產特定風險的評估的稅前貼現率貼現至現值。減值虧損於產生當期在損益內與減值資產功能一致的開支類別中扣除。

本集團於各報告期末評估有否跡象顯示過往已確認的減值虧損不再存在或有所減少。若出現上述跡象，則估計可收回金額。資產（商譽除外）過往已確認的減值虧損僅於釐定資產可收回金額所用的估計有變時撥回，惟金額不會超過假設過往年度並無就該項資產確認減值虧損而應釐定的賬面金額（已扣除任何折舊／攤銷）。減值虧損的撥回於產生當期計入損益。

Notes to the Consolidated Financial Statements

綜合財務報表附註

Year ended 31 December 2025
截至2025年12月31日止年度

2.4 MATERIAL ACCOUNTING POLICY INFORMATION (Continued)

Related parties

A party is considered to be related to the Group if:

- (a) the party is a person or a close member of that person's family and that person
 - (i) has control or joint control over the Group;
 - (ii) has significant influence over the Group; or
 - (iii) is a member of the key management personnel of the Group or of a parent of the Group;

or

- (b) the party is an entity where any of the following conditions applies:
 - (i) the entity and the Group are members of the same group;
 - (ii) one entity is an associate or joint venture of the other entity (or of a parent, subsidiary or fellow subsidiary of the other entity);
 - (iii) the entity and the Group are joint ventures of the same third party;
 - (iv) one entity is a joint venture of a third entity and the other entity is an associate of the third entity;
 - (v) the entity is a post-employment benefit plan for the benefit of employees of either the Group or an entity related to the Group;
 - (vi) the entity is controlled or jointly controlled by a person identified in (a);
 - (vii) a person identified in (a)(i) has significant influence over the entity or is a member of the key management personnel of the entity (or of a parent of the entity); and
 - (viii) the entity, or any member of a group of which it is a part, provides key management personnel services to the Group or to the parent of the Group.

2.4 重要會計政策資料 (續)

關聯方

下列各方被視為與本集團有關連：

- (a) 該方為一名個人或該名個人的近親，而該名個人
 - (i) 控制或共同控制本集團；
 - (ii) 對本集團有重大影響力；或
 - (iii) 為本集團或本集團母公司的主要管理層成員；

或

- (b) 倘該方為實體，並符合下列任何條件：
 - (i) 該實體與本集團屬同一集團的成員公司；
 - (ii) 一間實體為另一實體的聯營公司或合營企業（或另一實體的母公司、子公司或同系子公司的聯營公司或合營企業）；
 - (iii) 該實體與本集團均為同一第三方的合營企業；
 - (iv) 一間實體為第三方實體的合營企業，而另一實體為該第三方實體的聯營公司；
 - (v) 該實體為本集團或與本集團有關連的實體就僱員利益設立的離職後福利計劃；
 - (vi) 該實體受(a)所識別人士控制或共同控制；
 - (vii) (a)(i)所識別人士對實體有重大影響力或屬該實體（或該實體的母公司）主要管理層成員；及
 - (viii) 該實體或其所屬集團的任何成員公司向本集團或本集團的母公司提供主要管理人員服務。

2.4 MATERIAL ACCOUNTING POLICY INFORMATION (Continued)

Property, plant and equipment and depreciation

Property, plant and equipment, other than construction in progress, are stated at cost less accumulated depreciation and any impairment losses. The cost of an item of property, plant and equipment comprises its purchase price and any directly attributable costs of bringing the asset to its working condition and location for its intended use.

Expenditure incurred after items of property, plant and equipment have been put into operation, such as repairs and maintenance, is normally charged to profit or loss in the period in which it is incurred. In situations where the recognition criteria are satisfied, the expenditure for a major inspection is capitalised in the carrying amount of the asset as a replacement. Where significant parts of property, plant and equipment are required to be replaced at intervals, the Group recognises such parts as individual assets with specific useful lives and depreciates them accordingly.

Depreciation of items of property, plant and equipment, other than mining infrastructure, is calculated on the straight-line basis to write off the cost of each item of property, plant and equipment to its residual value over its estimated useful life. The estimated useful lives of property, plant and equipment are as follows:

Buildings	5-20 years
Plant and machinery	5-20 years
Office equipment	3-10 years
Motor vehicles	5-10 years

2.4 重要會計政策資料 (續)

物業、廠房及設備與折舊

物業、廠房及設備（在建工程除外）按成本減累計折舊及任何減值虧損入賬。物業、廠房及設備項目的成本包括其購買價及任何使資產達致擬定用途運作狀況及地點而直接應計的成本。

物業、廠房及設備項目投入運作後產生的開支，例如維修保養開支，一般於產生期間自損益扣除。倘達到確認標準，則重大檢查的開支會於資產賬面金額中資本化作為替換。倘須定期替換物業、廠房及設備的主要部分，則本集團會將該等部分確認為有特定可使用年期的個別資產，並計提相應折舊。

物業、廠房及設備項目（採礦基建除外）的折舊乃於各項物業、廠房及設備項目的估計可使用年期內以直線法將其成本撇銷至剩餘價值計算得出。物業、廠房及設備的估計可使用年期如下：

樓宇	5至20年
廠房及機器	5至20年
辦公室設備	3至10年
機動車輛	5至10年

Notes to the Consolidated Financial Statements

綜合財務報表附註

Year ended 31 December 2025
截至2025年12月31日止年度

2.4 MATERIAL ACCOUNTING POLICY INFORMATION *(Continued)* Property, plant and equipment and depreciation *(Continued)*

Depreciation of mining infrastructure is calculated using the units-of-production (“UOP”) method to depreciate the cost of the assets in proportion to the extraction of the proved and probable mineral reserves.

Where parts of an item of property, plant and equipment have different useful lives, the cost of that item is allocated on a reasonable basis among the parts and each part is depreciated separately. Residual values, useful lives and the depreciation method are reviewed, and adjusted if appropriate, at least at each financial year end.

An item of property, plant and equipment including any significant part initially recognised is derecognised upon disposal or when no future economic benefits are expected from its use or disposal. Any gain or loss on disposal or retirement recognised in profit or loss in the year the asset is derecognised is the difference between the net sales proceeds and the carrying amount of the relevant asset.

Construction in progress represents items of property, plant and equipment under construction, which is stated at cost less any impairment losses, and is not depreciated. Cost comprises the direct costs of construction and capitalised borrowing costs on related borrowing funds during the period of construction. Construction in progress is reclassified to the appropriate category of property, plant and equipment when completed and ready for use.

2.4 重要會計政策資料 (續)

物業、廠房及設備與折舊 (續)

採礦基建的折舊以其生產單位按證實及概略礦產儲量開採比例，撇銷資產成本的方法計算得出。

倘若物業、廠房及設備項目的部分的可使用年期不同，則該項目的成本按合理基準分配至各部分，而各部分將獨立計算折舊。剩餘價值、可使用年期及折舊方法至少會於各財政年度末審閱，並作出適當調整。

經初始確認的物業、廠房及設備項目(包括任何主要部分)於出售或預期日後使用或出售不會有任何經濟利益時終止確認。出售或棄用收益或虧損指有關資產的出售所得款項淨額與賬面金額的差額，於終止確認資產的年度在損益內確認。

在建工程指正在建設的物業、廠房及設備項目，按成本減任何減值虧損入賬而不作折舊。成本包括施工期間的工程直接成本及相關借貸資金的資本化借貸成本。在建工程於落成可用時獲重新分類至物業、廠房及設備的適當類別。

2.4 MATERIAL ACCOUNTING POLICY INFORMATION (Continued)

Intangible assets

Intangible assets acquired separately are measured on initial recognition at cost. The cost of intangible assets acquired in a business combination is the fair value at the date of acquisition. The useful lives of intangible assets are assessed to be either finite or indefinite. Intangible assets with finite lives are subsequently amortised over the useful economic life and assessed for impairment whenever there is an indication that the intangible asset may be impaired. The amortisation period and the amortisation method for an intangible asset with a finite useful life are reviewed at least at each financial year end.

Mining rights

Mining rights are stated at cost less accumulated amortisation and any impairment losses. Mining rights include the cost of acquiring mining licences, exploration and evaluation costs transferred from exploration rights and assets upon determination that an exploration property is capable of commercial production, and the cost of acquiring interests in the mining reserves of existing mining properties. The mining rights are amortised over the estimated useful lives of the mines, in accordance with the production plans of the entities concerned and the proved and probable reserves of the mines using the UOP method. Mining rights are written off to profit or loss if the mining property is abandoned.

Software

Software is stated at cost less accumulated amortisation and impairment and are amortised on a straight-line basis over their estimated useful lives of 3 years.

Exploration rights and assets

Exploration rights are stated at cost less accumulated amortisation and any impairment losses, and exploration assets are stated at cost less any impairment losses. Exploration rights and assets include the cost of acquiring exploration rights, topographical and geological surveys, exploratory drilling, sampling and trenching and activities in relation to commercial and technical feasibility studies, and deferred amortisation and depreciation charges in respect of assets consumed during the exploration activities.

2.4 重要會計政策資料 (續)

無形資產

個別收購的無形資產於初始確認時按成本計量。於業務合併收購的無形資產的成本乃該資產於收購日期的公平值。無形資產的可使用年期評估為有限或無限。可使用年期有限的無形資產隨後於可使用經濟年限內攤銷，並評估是否有跡象顯示無形資產可能出現減值。可使用年期有限的無形資產的攤銷年期及攤銷方法至少於各財政年度末審閱。

採礦權

採礦權按成本減累計攤銷及任何減值虧損列賬。採礦權包括收購採礦許可證的成本，於釐定勘探物業具備商業生產能力時轉自勘探權及資產的勘探及評估成本，以及收購現有採礦物業的採礦儲量權益的成本。採礦權按照與有關實體的生產計劃及按生產單位方法計算的證實及概略儲量，於礦場的估計可使用年期攤銷。倘若放棄採礦物業，則採礦權在損益內撇銷。

軟件

軟件按成本減累計攤銷及減值列賬，並於其估計可使用年期3年內按直線法攤銷。

勘探權及資產

勘探權按成本減累計攤銷及任何減值虧損列賬，而勘探資產則按成本減去減值虧損列賬。勘探權及資產包括收購勘探權、地質及地理勘測、勘探鑽孔、抽樣及挖掘及與商業及技術上可行性研究有關的活動的成本，及於勘探活動所耗用資產的遞延攤銷及折舊開銷。

2.4 MATERIAL ACCOUNTING POLICY INFORMATION (Continued)

Intangible assets (Continued)

Exploration rights and assets (Continued)

Exploration rights are amortised over the term of rights. Equipment used in exploration is depreciated over its useful life, or, if dedicated to a particular exploration project, over the life of the project on the straight-line basis, whichever is shorter. Amortisation and depreciation are included, in the first instance, in exploration rights and assets and are transferred to mining rights when it can be reasonably ascertained that an exploration property is capable of commercial production.

Exploration and evaluation costs include expenditure incurred to secure further mineralisation in existing ore bodies as well as in new areas of interest. Expenditure incurred prior to acquiring legal rights to explore an area is written off as incurred.

Exploration rights and assets shall be assessed for impairment when facts and circumstances indicate that the carrying amount may exceed its recoverable amount. An impairment test is performed if any of the following indicators are present:

- (a) the period for which the entity has the right to explore in the specific area has expired during the period or will expire in the near future, and is not expected to be renewed;
- (b) substantial expenditure on further exploration for and evaluation of mineral resources in the specific area is neither budgeted nor planned;
- (c) exploration for and evaluation of mineral resources in the specific area have not led to the discovery of commercially viable quantities of mineral resources and the entity has decided to discontinue such activities in the specific area; or
- (d) sufficient data exist to indicate that, although a development in the specific area is likely to proceed, the carrying amount of the exploration and evaluation asset is unlikely to be recovered in full from successful development or by sale.

2.4 重要會計政策資料 (續)

無形資產 (續)

勘探權及資產 (續)

勘探權按權利期限攤銷。勘探所使用設備以直線法按其可使用年期計算折舊，或倘屬特定勘探項目的專項設備，則按該項目年期中計算折舊（以較短者為準）。攤銷及折舊先行計入勘探權及資產內，並當可合理確定勘探物業可進行商業生產時，轉至採礦權。

勘探及評估成本包括確定現有礦體以及在新權益區域進一步礦化所產生的開支。於獲得合法權利前對一個區域進行的勘探而產生的開支將於產生時撇銷。

勘探權及資產於顯示賬面金額可能超逾其可收回金額的事實及情況出現時進行減值評估。減值測試將於出現下列任何跡象時進行：

- (a) 實體於特定區域的勘探權的期間已經或將於近期屆滿，並預期不會續期；
- (b) 對進一步勘探及評估特定區域礦產資源的大量開支既無預算，亦無規劃；
- (c) 於特定區域勘探及評估礦產資源並無發現商業上有利的礦產資源數量，故實體已決定終止於特定區域的該等活動；或
- (d) 充分數據表明，儘管於特定區域的開發可能會繼續進行，但勘探及評估資產的賬面金額不可能於成功開發或銷售中全面收回。

2.4 MATERIAL ACCOUNTING POLICY INFORMATION (Continued)

Intangible assets (Continued)

Exploration rights and assets (Continued)

An impairment loss is recognised for the amount by which the exploration rights and assets' carrying amount exceeds their recoverable amount. The recoverable amount is the higher of the exploration rights and assets' fair value less costs of disposal and their VIU. For the purpose of assessing impairment, the exploration rights and assets subject to testing are grouped with existing cash-generating units of production fields that are located in the same geographical region.

When it can be reasonably ascertained that an exploration property is capable of commercial production, exploration and evaluation costs capitalised are transferred to either mining infrastructure or mining rights and depreciated/amortised using the UOP. Exploration rights and assets are written off to profit or loss if the exploration property is abandoned.

Leases

The Group assesses whether a contract is, or contains, a lease at inception of the contract. A contract is, or contains, a lease if the contract conveys the right to control the use of an identified asset for a period of time in exchange for consideration.

Group as a lessee

The Group applies a single recognition and measurement approach for all leases, except for short-term leases and leases of low-value assets. The Group recognises lease liabilities to make lease payments and right-of-use assets representing the right to use the underlying assets.

2.4 重要會計政策資料 (續)

無形資產 (續)

勘探權及資產 (續)

本集團就勘探權及資產的賬面金額超過其可收回金額的差額確認減值虧損。可收回金額為勘探權及資產的公平值減出售成本及其使用價值兩者的較高者。就評估減值而言，須作測試的勘探權及資產與位於同一地區的礦產區內現有的現金產生單位屬同一組別。

當可合理地確定勘探物業可進行商業生產時，已撥充資本的勘探及評估成本將轉撥至採礦基建或採礦權，並利用生產單位折舊／攤銷。倘若放棄勘探物業，則勘探權及資產在損益內撇銷。

租賃

本集團於一份合約開始時評估該合約是否屬於或包含租賃。倘一份合約讓渡於某段時間使用已識別資產的控制權以交換代價，則該合約即屬於或包含租賃。

本集團作為承租人

除短期租賃及低價值資產租賃外，本集團為所有租賃應用單一確認及計量方法。本集團確認租賃負債（支付租賃款的責任）及使用權資產（使用相關資產的權利）。

2.4 MATERIAL ACCOUNTING POLICY INFORMATION (Continued)**Leases (Continued)****Group as a lessee (Continued)***(a) Right-of-use assets*

Right-of-use assets are recognised at the commencement date of the lease (that is the date the underlying asset is available for use). Right-of-use assets are measured at cost, less any accumulated depreciation and any impairment losses, and adjusted for any remeasurement of lease liabilities. The cost of right-of-use assets includes the amount of lease liabilities recognised, initial direct costs incurred, and lease payments made at or before the commencement date less any lease incentives received. Right-of-use assets are depreciated on a straight-line basis over the shorter of the lease terms and the estimated useful lives of the assets as follows:

Office premises	3 years
Plant and machinery	1 to 20 years

If ownership of the leased asset transfers to the Group by the end of the lease term or the cost reflects the exercise of a purchase option, depreciation is calculated using the estimated useful life of the asset.

(b) Lease liabilities

Lease liabilities are recognised at the commencement date of the lease at the present value of lease payments to be made over the lease term. The lease payments include fixed payments (including in-substance fixed payments) less any lease incentives receivable, variable lease payments that depend on an index or a rate, and amounts expected to be payable under residual value guarantees. The lease payments also include the exercise price of a purchase option reasonably certain if the Group is reasonably certain to exercise that option and payments of penalties for terminating the lease, if the lease term reflects the Group exercising an option to terminate the lease. The variable lease payments that do not depend on an index or a rate are recognised as an expense in the period in which the event or condition that triggers the payment occurs.

2.4 重要會計政策資料 (續)**租賃 (續)****本集團作為承租人 (續)***(a) 使用權資產*

使用權資產於租賃開始日期(即相關資產可供使用的日期)確認。使用權資產按成本減任何累計折舊及任何減值虧損計量,並就重新計量租賃負債作出調整。使用權資產的成本包括已確認的租賃負債金額、已產生的初始直接成本及於開始日期或之前作出的租賃款減任何已收租賃優惠。使用權資產於資產租期與估計可使用年期的較短者按直線基準折舊如下:

辦公室物業	3年
廠房及機器	1至20年

倘租賃資產擁有權於租期末或之前轉歸本集團或成本反映購買選擇權的行使,則使用資產的估計可使用年期計算折舊。

(b) 租賃負債

租賃負債於租賃開始日期按租期內將作出的租賃款現值確認。租賃款包括定額款項(含實質定額款項)減任何應收租賃優惠、取決於某一指數或利率的可變租賃款以及預期根據剩餘價值擔保應付的金額。租賃款亦包括如本集團合理確定將行使的購買選擇權能合理確認的選擇權行使價,以及如租期反映本集團行使終止租賃選擇權,則同時包括終止租賃的罰款。不取決於任何指數或利率的可變租賃款在出現觸發付款的事件或條件的期間內確認為開支。

2.4 MATERIAL ACCOUNTING POLICY INFORMATION (Continued)

Leases (Continued)

Group as a lessee (Continued)

(b) Lease liabilities (Continued)

In calculating the present value of lease payments, the Group uses its incremental borrowing rate (“IBR”) at the lease commencement date because the interest rate implicit in the lease is not readily determinable. After the commencement date, the amount of lease liabilities is increased to reflect the accretion of interest and reduced for the lease payments made. In addition, the carrying amount of lease liabilities is remeasured if there is a modification, a change in the lease term, a change in lease payments (e.g., a change to future lease payments resulting from a change in an index or rate) or a change in assessment of an option to purchase the underlying asset.

(c) Short-term leases and leases of low-value assets

The Group applies the short-term lease recognition exemption to its short-term leases of machinery and equipment (that is those leases that have a lease term of 12 months or less from the commencement date and do not contain a purchase option). It also applies the recognition exemption for leases of low-value assets to leases of office equipment and laptop computers that are considered to be of low value.

Lease payments on short-term leases and leases of low-value assets are recognised as an expense on a straight-line basis over the lease term.

2.4 重要會計政策資料 (續)

租賃 (續)

本集團作為承租人 (續)

(b) 租賃負債 (續)

於計算租賃款的現值時，由於租賃內含利率無法輕易確定，故本集團應用租賃開始日期的遞增借貸利率計算。於開始日期後，租賃負債金額增加以反映利息增長，減少以反映所作出的租賃款。此外，倘出現修訂、租期變動、租賃款變動（例如由指數或利率變動引起的未來租賃款變動）或購買相關資產的選擇權的評估變動，則重新計量租賃負債的賬面金額。

(c) 短期租賃及低價值資產租賃

本集團就機器及設備的短期租賃（即租期由開始日期起計12個月或以下，且不含購買選擇權的租賃）應用短期租賃確認豁免。此外，本集團亦就被視為低價值的辦公室設備及手提電腦租賃應用低價值資產租賃確認豁免。

短期租賃及低價值資產租賃的租賃款於租期內以直線基準確認為開支。

2.4 MATERIAL ACCOUNTING POLICY INFORMATION (Continued)

Financial assets

Initial recognition and measurement

Financial assets are classified, at initial recognition, as subsequently measured at amortised cost and fair value through profit or loss.

With the exception of trade receivables that do not contain a significant financing component or for which the Group has applied the practical expedient of not adjusting the effect of a significant financing component, the Group initially measures a financial asset at its fair value, plus in the case of a financial asset not at fair value through profit or loss, transaction costs. Trade receivables that do not contain a significant financing component or for which the Group has applied the practical expedient are measured at the transaction price determined under IFRS 15 in accordance with the policies set out for “Revenue recognition” below.

The classification of financial assets at initial recognition depends on the Group’s business model for managing the financial assets and the financial asset’s contractual cash flow characteristics. In order for a financial asset to be classified and measured at amortised cost or fair value through other comprehensive income, it needs to give rise to cash flows that are solely payments of principal and interest (“SPPI”) on the principal amount outstanding. Financial assets with cash flows that are not SPPI are classified and measured at fair value through profit or loss, irrespective of the business model.

The Group’s business model for managing financial assets refers to how it manages its financial assets in order to generate cash flows. The business model determines whether cash flows will result from collecting contractual cash flows, selling the financial assets, or both. Financial assets classified and measured at amortised cost are held within a business model with the objective to hold financial assets in order to collect contractual cash flows, while financial assets classified and measured at fair value through other comprehensive income are held within a business model with the objective of both holding to collect contractual cash flows and selling. Financial assets which are not held within the aforementioned business models are classified and measured at fair value through profit or loss.

2.4 重要會計政策資料 (續)

金融資產

初始確認及計量

金融資產於初始確認時分類為其後按攤銷成本計量及按公平值計量而其變動計入損益。

除並無重大融資組成部分或本集團已就其應用可行權宜方法（不調整重大融資組成部分的影響）的應收賬款外，本集團初始按公平值加上（倘屬並非按公平值計量而其變動計入損益的金融資產）交易成本計量金融資產。並無重大融資組成部分或本集團已就其應用可行權宜方法的應收賬款按照下文「收入確認」所載的政策根據國際財務報告準則第15號釐定的交易價格計量。

金融資產於初始確認時的分類取決於本集團管理該等金融資產的業務模型及金融資產的合約現金流特徵。為使金融資產按攤銷成本或以按公平值計量而其變動計入其他全面收益的方式分類及計量，需產生就未償還本金的「純粹本息付款」的現金流。附有非純粹本息付款現金流的金融資產不論所用業務模型均以按公平值計量而其變動計入損益的方式分類及計量。

本集團管理金融資產的業務模型指本集團如何管理其金融資產以產生現金流。業務模型確定現金流是否來自收集合約現金流、出售金融資產，或兩者兼有。按攤銷成本分類及計量的金融資產於為收取合約現金流而持有金融資產的業務模型內持有，而以按公平值計量而其變動計入其他全面收益的方式分類及計量的金融資產則於兼為收取合約現金流及出售而持有的業務模型內持有。並非於上述業務模型內持有的金融資產以按公平值計量而其變動計入損益的方式分類及計量。

2.4 MATERIAL ACCOUNTING POLICY INFORMATION (Continued)

Financial assets (Continued)

Initial recognition and measurement (Continued)

All regular way purchases and sales of financial assets are recognised on the trade date, that is, the date that the Group commits to purchase or sell the asset. Regular way purchases or sales are purchases or sales of financial assets that require delivery of assets within the period generally established by regulation or convention in the marketplace.

Subsequent measurement

The subsequent measurement of financial assets depends on their classification as follows:

Financial assets at amortised cost (debt instruments)

Financial assets at amortised cost are subsequently measured using the effective interest method and are subject to impairment. Gains and losses are recognised in profit or loss when the asset is derecognised, modified or impaired.

Derecognition of financial assets

A financial asset (or, where applicable, a part of a financial asset or part of a group of similar financial assets) is primary derecognised (i.e. removed from the Group's consolidated statement of financial position) when:

- the rights to receive cash flows from the asset have expired; or
- the Group has transferred its rights to receive cash flows from the asset or has assumed an obligation to pay the received cash flows in full without material delay to a third party under a "pass-through" arrangement; and either (a) the Group has transferred substantially all the risks and rewards of the asset, or (b) the Group has neither transferred nor retained substantially all the risks and rewards of the asset, but has transferred control of the asset.

2.4 重要會計政策資料 (續)

金融資產 (續)

初始確認及計量 (續)

金融資產的所有常規買賣乃於交易日 (即本集團承諾購買或出售該資產的日期) 確認。常規買賣為於市場規例或慣例普遍確立的期間內須交付資產的金融資產買賣。

其後計量

金融資產的其後計量取決於其如下分類：

按攤銷成本計量的金融資產 (債務工具)

按攤銷成本計量的金融資產其後利用實際利率法計量，並須作出減值。當資產被終止確認、修改或出現減值時，收益及虧損會於損益確認。

終止確認金融資產

金融資產 (或倘適用，一項金融資產的一部分或一組同類金融資產的一部分) 主要在下列情況下終止確認 (即從本集團的綜合財務狀況表中移除)：

- 自資產收取現金流量的權利已屆滿；或
- 本集團已轉讓自資產收取現金流量的權利，或已根據一項「轉付」安排承擔責任，在無重大延誤情況下，將所得現金流量全數付予第三方；及(a)本集團已轉讓資產的絕大部分風險及回報；或(b)本集團並無轉讓或保留資產的絕大部分風險及回報，但已轉讓資產的控制權。

2.4 MATERIAL ACCOUNTING POLICY INFORMATION *(Continued)*

Derecognition of financial assets *(Continued)*

When the Group has transferred its rights to receive cash flows from an asset or has entered into a pass-through arrangement, it evaluates if, and to what extent, it has retained the risk and rewards of ownership of the asset. When it has neither transferred nor retained substantially all the risks and rewards of the asset nor transferred control of the asset, the Group continues to recognise the transferred asset to the extent of the Group's continuing involvement in the asset. In that case, the Group also recognises an associated liability. The transferred asset and the associated liability are measured on a basis that reflects the rights and obligations that the Group has retained.

Continuing involvement that takes the form of a guarantee over the transferred asset is measured at the lower of the original carrying amount of the asset and the maximum amount of consideration that the Group could be required to repay.

2.4 重要會計政策資料 (續)

終止確認金融資產 (續)

當本集團已轉讓其自一項資產收取現金流量的權利或已訂立轉付安排時，本集團會評估是否及在多大程度上保留該資產所有權的風險及回報。當其並無轉讓或保留該資產的絕大部分風險及回報，亦無轉讓該資產的控制權時，本集團會於其繼續參與該已轉讓資產的範圍內確認該資產。於該情況下，本集團亦確認相關負債。已轉讓資產及相關負債按反映本集團保留的權利及義務的基準計量。

以對所轉讓資產的擔保形式進行的持續參與按資產原賬面金額或本集團可能被要求償還的代價最高金額兩者（以較低者為準）計量。

2.4 MATERIAL ACCOUNTING POLICY INFORMATION (Continued)

Impairment of financial assets

The Group recognises a loss allowance for expected credit losses (“ECLs”) for all debt instruments not held at fair value through profit or loss. ECLs are based on the difference between the contractual cash flows due in accordance with the contract and all the cash flows that the Group expects to receive, discounted at an approximation of the original effective interest rate. The expected cash flows will include cash flows from the sale of collateral held or other credit enhancements that are integral to the contractual terms.

General approach

ECLs are recognised in two stages. For credit exposures for which there has not been a significant increase in credit risk since initial recognition, ECLs are provided for credit losses that result from default events that are possible within the next 12 months (a 12-month ECL). For those credit exposures for which there has been a significant increase in credit risk since initial recognition, a loss allowance is required for credit losses expected over the remaining life of the exposure, irrespective of the timing of the default (a lifetime ECL).

At each reporting date, the Group assesses whether the credit risk on a financial instrument has increased significantly since initial recognition. When making the assessment, the Group compares the risk of a default occurring on the financial instrument as at the reporting date with the risk of a default occurring on the financial instrument as at the date of initial recognition. In making this assessment, the Group considers both quantitative and qualitative information that is reasonable and supportable, including historical experience and forward-looking information that is available without undue cost or effort. The Group considers that there has been a significant increase in credit risk when contractual payments are more than 30 days past due.

2.4 重要會計政策資料 (續)

金融資產減值

本集團就所有並非以按公平值計量而其變動計入損益的方式持有的債務工具確認預期信用損失的損失備抵。預期信用損失以按照合約到期的合約現金流與本集團預期收取的所有現金流兩者的差額為基準，並按與原實際利率相若的利率貼現。預期現金流將包括出售所持抵押品或構成合約條款組成部分的其他增信安排的現金流。

一般方法

預期信用損失分兩個階段確認。就自初始確認以來信貸風險並無大幅增加的信貸敞口而言，本集團會為未來12個月內可能發生的違約事件所產生的信用損失（12個月預期信用損失）計提預期信用損失撥備。就自初始確認以來信貸風險大幅增加的信貸敞口而言，本集團須就預期於敞口餘下年期產生的信用損失計提虧損備抵，而不論違約的時間（全期預期信用損失）。

於各報告日期，本集團會評估金融工具的信貸風險自初始確認以來有否大幅增加。當進行此評估時，本集團會比較該金融工具於報告日期及於初始確認日期出現的違約風險。於進行評估時，本集團同時考慮合理具理據支持的定量及定質資料，包括歷史經驗及無須花費過多成本或精力即可獲得的前瞻性資料。本集團認為，當合約款項逾期超過30天時，信貸風險即已大幅增加。

2.4 MATERIAL ACCOUNTING POLICY INFORMATION (Continued)

Impairment of financial assets (Continued)

General approach (Continued)

The Group considers a financial asset in default when contractual payments are 90 days past due. However, in certain cases, the Group may also consider a financial asset to be in default when internal or external information indicates that the Group is unlikely to receive the outstanding contractual amounts in full before taking into account any credit enhancements held by the Group.

A financial asset is written off when there is no reasonable expectation of recovering the contractual cash flows.

A financial asset is credit-impaired when one or more events that have a detrimental impact on the estimated future cash flows of the financial asset have occurred.

Evidence that a financial asset is credit-impaired includes the following observable events:

- (i) significant financial difficulties of the debtor;
- (ii) a breach of contract, such as a default or delinquency in interest or principal payments; or
- (iii) likelihood that the borrower will enter into bankruptcy or other financial reorganization emerges.

Despite the foregoing, the Group assumes that the credit risk on a financial asset has not increased significantly since initial recognition if the financial asset is determined to have low credit risk at the reporting date. A financial asset is determined to have low credit risk if i) it has a low risk of default; ii) the borrower has a strong capacity to meet its contractual cash flow obligations in the near term; and iii) adverse changes in economic and business conditions in the longer term may, but will not necessarily, reduce the ability of the borrower to fulfil its contractual cash flow obligations.

2.4 重要會計政策資料 (續)

金融資產減值 (續)

一般方法 (續)

本集團認為，當合約款項逾期90天時，金融資產即已違約。然而，於若干情況下，在並無計及本集團持有的任何增信安排前，本集團亦可於內部或外部資料顯示本集團不大可能悉數收取尚未償還合約金額時將金融資產視作違約。

倘無法合理地預期收回合約現金流，則撇銷金融資產。

當發生一項或多項對金融資產估計未來現金流有不利影響的事件時，金融資產即出現信貸減值。

金融資產出現信貸減值的證據包括以下可觀察事件：

- (i) 債務人出現嚴重財務困難；
- (ii) 違反合約，如欠繳或拖欠利息或本金付款；或
- (iii) 借款人很有可能將告破產或進行其他財務重組。

儘管如此，倘金融資產於報告日期的信貸風險被認定為低，則本集團假設該金融資產的信貸風險自初始確認以來並無大幅增加。倘i)金融資產違約風險低；ii)借款人具備雄厚實力能履行於短期內的合約現金流責任；及iii)長遠經濟及業務狀況的不利變化即便有可能，但未必會降低借款人履行合約現金流責任的能力，則可認定金融資產的信貸風險為低。

2.4 MATERIAL ACCOUNTING POLICY**INFORMATION (Continued)****Impairment of financial assets (Continued)****General approach (Continued)**

Financial assets at amortised cost are subject to impairment under the general approach and they are classified within the following stages for measurement of ECLs except for trade receivables which apply the simplified approach as detailed below.

- Stage 1 – Financial instruments for which credit risk has not increased significantly since initial recognition and for which the loss allowance is measured at an amount equal to 12-month ECLs
- Stage 2 – Financial instruments for which credit risk has increased significantly since initial recognition but that are not credit-impaired financial assets and for which the loss allowance is measured at an amount equal to lifetime ECLs
- Stage 3 – Financial assets that are credit-impaired at the reporting date (but that are not purchased or originated credit-impaired) and for which the loss allowance is measured at an amount equal to lifetime ECLs

Simplified approach

For trade receivables that without a significant financing component or when the Group applies the practical expedient of not adjusting the effect of a significant financing component, the Group applies the simplified approach in calculating ECLs. Under the simplified approach, the Group does not track changes in credit risk, but instead recognises a loss allowance based on lifetime ECLs at each reporting date. The Group has established a provision matrix that is based on its historical credit loss experience, adjusted for forward-looking factors specific to the debtors and the economic environment.

2.4 重要會計政策資料 (續)**金融資產減值 (續)****一般方法 (續)**

按攤銷成本計量的金融資產須根據一般方法作出減值，並於隨後計量預期信用損失的階段內分類，惟下文所詳述應用簡化方法的應收賬款除外。

- 階段1 – 自初始確認以來信貸風險並無大幅增加、且虧損備抵按等於12個月預期信用損失的金額計量的金融工具
- 階段2 – 自初始確認以來信貸風險大幅增加但並非出現信貸減值的金融資產、且虧損備抵按等於全期預期信用損失的金額計量的金融工具
- 階段3 – 於報告日期出現信貸減值(但並非購買或原生的信貸減值)、且虧損備抵按等於全期預期信用損失的金額計量的金融資產

簡化方法

就並無重大融資組成部分的應收賬款而言，或當本集團應用可行權宜方法不調整重大融資組成部分的影響時，本集團應用簡化方法計算預期信用損失。根據簡化方法，本集團並無追蹤信貸風險的變動，而是基於各報告日期的全期預期信用損失確認虧損備抵。本集團已設立基於歷史信用損失經驗的撥備矩陣，並就債務人及經濟環境特定的前瞻性因素作出調整。

2.4 MATERIAL ACCOUNTING POLICY INFORMATION *(Continued)*

Financial liabilities

Initial recognition and measurement

Financial liabilities are classified, at initial recognition, as loans and borrowings and payables.

All financial liabilities are recognised initially at fair value plus, in the case of loans and borrowings and payables, net of directly attributable transaction costs.

The Group's financial liabilities include trade payables, other payables, amounts due to related parties and interest-bearing bank and other borrowings.

Subsequent measurement

The subsequent measurement of loans and borrowings and payables is as follows:

Financial liabilities at amortised cost

After initial recognition, loans and borrowings and other payables are subsequently measured at amortised cost, using the effective interest rate method unless the effect of discounting would be insignificant, in which case they are stated at cost. Gains and losses are recognised in profit or loss when the liabilities are derecognised as well as through the effective interest rate amortisation process.

Amortised cost is calculated by taking into account any discount or premium on acquisition and fees or costs that are an integral part of the effective interest rate. The effective interest rate amortisation is included in finance costs in profit or loss.

2.4 重要會計政策資料 (續)

金融負債

初始確認及計量

金融負債於初始確認時分類為貸款及借貸以及應付款項。

所有金融負債初始按公平值確認，而如屬貸款及借貸以及應付款項，則扣除直接應佔交易成本。

本集團的金融負債包括應付賬款、其他應付款項、應付關聯方款項以及計息銀行及其他借貸。

其後計量

貸款及借貸以及應付款項的其後計量如下：

按攤銷成本的金融負債

於初始確認後，貸款及借貸以及其他應付款項隨後以實際利率法按攤銷成本計量，除非貼現影響為微不足道，在該情況下則按成本列賬。當負債終止確認或按實際利率法進行攤銷程序時，其收益及虧損在損益確認。

攤銷成本於計及收購事項任何折讓或溢價及屬實際利率不可或缺一部分的費用或成本後計算。實際利率攤銷計入損益內的財務成本。

2.4 MATERIAL ACCOUNTING POLICY INFORMATION (Continued)

Financial liabilities (Continued)

Financial guarantee contracts

A financial guarantee contract is a contract that requires the issuer of the contract to make specified payments to reimburse the holder of the contract for a loss the holder incurs because a specified debtor fails to make payment when due in accordance with the terms of a debt instrument. A financial guarantee contract is recognised initially as a liability at its fair value, adjusted for transaction costs that are directly attributable to the issuance of the guarantee. Subsequent to initial recognition, the Group measures the financial guarantee contracts at the higher of: (i) the ECL allowance determined in accordance with the policy as set out in "Impairment of financial assets"; and (ii) the amount initially recognised less, when appropriate, the cumulative amount of income recognised.

Derecognition of financial liabilities

A financial liability is derecognised when and only when the liability is extinguished, that is, when the obligation specified in the relevant contract is discharged, cancelled or expires.

When an existing financial liability is replaced by another from the same lender on substantially different terms, or the terms of an existing liability are substantially modified, such an exchange or modification is treated as a derecognition of the original liability and a recognition of a new liability, and the difference between the respective carrying amounts is recognised in profit or loss.

Offsetting of financial instruments

Financial assets and financial liabilities are offset and the net amount is reported in the statement of financial position if there is a currently enforceable legal right to offset the recognised amounts and there is an intention to settle on a net basis, or to realise the assets and settle the liabilities simultaneously.

2.4 重要會計政策資料 (續)

金融負債 (續)

財務擔保合約

財務擔保合約指要求根據債務工具條款，在特定債務人未能於款項到期時支付款項而令合約持有人產生虧損的情況下，合約發行人須作出特定付款以償付持有人的合約。財務擔保合約初始按公平值確認為負債，並就發出擔保的直接應佔交易成本作出調整。於初始確認後，本集團以：(i)根據「金融資產減值」所載根據政策釐定的預期信用損失備抵；及(ii)初始確認金額減(如適用)所確認累計收入金額(以較高者為準)計量財務擔保合約。

終止確認金融負債

當及只有當負債消除，即當相關合約指定的責任被解除、撤銷或屆滿時，終止確認金融負債。

當一項現有金融負債被來自同一貸款方且大部分條款均有差別的另一項金融負債所取代，或現有負債的條款被大幅修改時，此種置換或修改被視作終止確認原有負債並確認新負債處理，而兩者的賬面金額差額於損益確認。

抵銷金融工具

倘有現時可強制執行的法律權力以抵銷已確認金額，且有意按淨額基準結算或同時變現資產及結清負債，則金融資產與金融負債會互相對銷，而有關淨額在財務狀況表內呈報。

Notes to the Consolidated Financial Statements

綜合財務報表附註

Year ended 31 December 2025
截至2025年12月31日止年度

2.4 MATERIAL ACCOUNTING POLICY INFORMATION (Continued) Inventories

Inventories are stated at the lower of cost and net realisable value. Cost is determined on the weighted average basis and, in the case of finished goods, comprises direct materials, direct labour and an appropriate proportion of fixed and variable overhead costs, including depreciation and amortisation incurred in converting materials into finished goods, based on the normal production capacity. Net realisable value represents on estimated selling prices less any estimated costs to be incurred to completion and disposal.

Cash and cash equivalents

For the purpose of the consolidated statement of cash flows, cash and cash equivalents comprise cash on hand and demand deposits, and short-term highly liquid investments that are readily convertible into known amounts of cash, are subject to an insignificant risk of changes in value, and have a short maturity of generally within three months when acquired.

For the purpose of the consolidated statement of financial position, cash and cash equivalents comprise cash on hand and at banks, including term deposits, which are not restricted as to use.

Provisions

A provision is recognised when a present obligation (legal or constructive) has arisen as a result of a past event and it is probable that a future outflow of resources embodying economic benefits will be required to settle the obligation, provided that a reliable estimate can be made of the amount of the obligation.

When the effect of discounting is material, the amount recognised for a provision is the present value at the end of the reporting period of the future expenditures expected to be required to settle the obligation. The increase in the discounted present value amount arising from the passage of time is included in finance costs in profit or loss.

2.4 重要會計政策資料 (續)

存貨

存貨按成本與可變現淨值兩者中的較低者列賬。成本按加權平均法計算，若是成品，則包括直接物料成本、直接勞動成本及固定及浮動間接成本中的適當部分，包括將物料轉為成品時產生的折舊及攤銷（基於正常產能計算）。可變現淨值指估計售價扣除完成及出售時預期產生的成本。

現金及現金等價物

就綜合現金流量表而言，現金及現金等價物包括手頭現金、活期存款及可隨時轉換為已知數額現金、價值變動風險極微及一般自購入後三個月內到期的短期高流動性投資。

就綜合財務狀況表而言，現金及現金等價物包括用途不受限制的手頭現金與存放銀行現金（包括有期存款）。

撥備

當因過往事件導致現有債務（法定或推定）及日後可能需要流出蘊含經濟利益的資源以償還債務時，本集團會確認撥備，但必須能可靠估計有關債務金額。

當貼現的影響重大時，本集團會確認的撥備金額為預期需用作償還債務的未來支出於報告期末的現值。因時間流逝而產生的貼現現值增額，計入損益內的財務成本。

2.4 MATERIAL ACCOUNTING POLICY INFORMATION (Continued)

Provisions (Continued)

Provisions for the Group's obligations for rehabilitation are based on estimates of required expenditure at the mines in accordance with the rules and regulations of the PRC. The obligation generally arises when the asset is installed or the ground environment is disturbed at the production location. The Group estimates its liabilities for final rehabilitation and mine closure based upon detailed calculations of the amount and timing of the future cash expenditure to perform the required work. Spending estimates are escalated for inflation, then discounted at a discount rate that reflects current market assessments of the time value of money and the risks specific to the liability such that the amount of provision reflects the present value of the expenditures expected to be required to settle the obligation. When the liability is initially recognised, the present value of the estimated cost is capitalised by increasing the carrying amount of the related mining infrastructure.

Over time, the discounted liability is increased for the change in the present value based on the appropriate discount rate. The periodic unwinding of the discount is recognised within finance costs in profit or loss. The asset is depreciated using the UOP method over its expected life and the liability is accreted to the projected expenditure date. Additional disturbances or changes in estimates (such as mine plan revisions, changes in estimated costs, or changes in timing of the performance of reclamation activities) will be recognised as additions or charges to the corresponding assets and rehabilitation liabilities when they occur at the appropriate discount rate.

Income tax

Income tax comprises current and deferred tax. Income tax relating to items recognised outside profit or loss is recognised outside profit or loss, either in other comprehensive income or directly in equity.

2.4 重要會計政策資料 (續)

撥備 (續)

本集團為履行復原責任作出的撥備乃基於對按照中國的規則及規例所規定的礦場開支而作出的估計。責任一般於資產獲得安置於生產地點或生產地點的場地環境受到干擾時產生。本集團估計其最後復原與礦場關閉的責任乃依據為進行規定工作的未來現金開支的金額與進度的詳細計算。開支估計因通貨膨脹而逐步擴大，然後以貼現率貼現，此反映貨幣的時間價值與僅限於負債的風險的現時市場評估，以使撥備金額反映預期用於履行責任的開支現值。當該負債被初始確認時，估計成本的現值透過相關採礦基建的賬面金額上升撥充資本。

貼現負債會隨時間就現值基於適當貼現率的變動而增加。定期撥回貼現於損益的財務成本一項中確認。資產利用生產單位方法於其預期年期折舊，並調升負債至預計開支日期。當估計發生額外干擾或更改（如採礦計劃修訂，估計成本改變，或進行復原活動的時間改變）時，估計中的額外干擾或更改將會按適當貼現率確認為對相應資產及復原負債的增加或扣減。

所得稅

所得稅包括即期及遞延稅項。有關損益外確認項目的所得稅於損益外確認，不論是於其他全面收益確認或直接於股權確認。

2.4 MATERIAL ACCOUNTING POLICY INFORMATION (Continued)

Income tax (Continued)

Current tax assets and liabilities are measured at the amount expected to be recovered from or paid to the taxation authorities, based on tax rates (and tax laws) that have been enacted or substantively enacted by the end of the reporting period, taking into consideration interpretations and practices prevailing in the countries in which the Group operates.

Deferred tax is provided, using the liability method, on all temporary differences at the end of the reporting period between the tax bases of assets and liabilities and their carrying amounts for financial reporting purposes.

Deferred tax liabilities are recognised for all taxable temporary differences, except:

- when the deferred tax liabilities arises from the initial recognition of goodwill or an asset or liability in a transaction that is not a business combination and, at the time of the transaction, affects neither the accounting profit nor taxable profit or loss and does not give rise to equal taxable and deductible temporary differences is not recognised; and
- in respect of taxable temporary differences associated with investments in subsidiaries when the timing of the reversal of the temporary differences can be controlled by the Group and it is probable that the temporary differences will not reverse in the foreseeable future.

2.4 重要會計政策資料 (續)

所得稅 (續)

即期稅項資產及負債乃基於報告期末已頒佈或實際上已頒佈的稅率(及稅法)，並考慮本集團業務所在國家的現有詮釋及慣例，按預期自稅務機構退回或付予稅務機構的金額計算。

本集團採納負債法就於報告期末資產及負債的稅基與兩者用作財務報告的賬面金額之間的所有暫時差額計提遞延稅項撥備。

本集團就所有應課稅暫時差額確認遞延稅項負債，惟下列情況除外：

- 遞延稅項負債乃因在初次確認一項並非業務合併的交易中的商譽、資產或負債而產生，並於交易時並不影響會計利潤或應課稅利潤或虧損，亦不會產生等額的應課稅，而可扣稅暫時差額不予確認；及
- 就與於子公司的投資有關的應課稅暫時差額而言，暫時差額的撥回時間為可由本集團控制，而該等暫時差額於可見將來可能不會撥回。

2.4 MATERIAL ACCOUNTING POLICY INFORMATION (Continued)

Income tax (Continued)

Deferred tax assets are recognised for all deductible temporary differences, and the carry forward of unused tax credits and any unused tax losses. Deferred tax assets are recognised to the extent that it is probable that taxable profit will be available against which the deductible temporary differences, and the carry forward of unused tax credits and unused tax losses can be utilised, except:

- when the deferred tax asset relating to the deductible temporary differences arises from the initial recognition of an asset or liability in a transaction that is not a business combination and, at the time of the transaction, affects neither the accounting profit nor taxable profit or loss and does not give rise to equal taxable and deductible temporary differences is not recognised; and
- in respect of deductible temporary differences associated with investments in subsidiaries, deferred tax assets are only recognised to the extent that it is probable that the temporary differences will reverse in the foreseeable future and taxable profit will be available against which the temporary differences can be utilised.

The carrying amount of deferred tax assets is reviewed at the end of each reporting period and reduced to the extent that it is no longer probable that sufficient taxable profit will be available to allow all or part of the deferred tax asset to be utilised. Unrecognised deferred tax assets are reassessed at the end of each reporting period and are recognised to the extent that it has become probable that sufficient taxable profit will be available to allow all or part of the deferred tax asset to be recovered.

Deferred tax assets and liabilities are measured at the tax rates that are expected to apply to the period when the asset is realised or the liability is settled, based on tax rates (and tax laws) that have been enacted or substantively enacted by the end of the reporting period.

2.4 重要會計政策資料 (續)

所得稅 (續)

本集團就所有可扣稅暫時差額以及未動用稅項抵免及任何未動用稅項虧損的結轉確認遞延稅項資產，但以將有應課稅利潤以動用可扣稅暫時差額、未動用稅項抵免及未動用稅項虧損的結轉以作對銷為限，惟下列情況除外：

- 與可扣稅暫時差額有關的遞延稅項資產乃因初次確認在一項並非業務合併的交易中的資產或負債而產生，並於交易時並不影響會計利潤或應課稅利潤或虧損，亦不會產生等額的應課稅，而可扣稅暫時差額不予確認；及
- 就與於子公司的投資有關的可扣稅暫時差額而言，遞延稅項資產僅於暫時差額於可見將來有可能撥回以及將有應課稅利潤以動用暫時差額以作對銷的情況下，方予確認。

於各報告期末審閱遞延稅項資產的賬面金額，並在不再可能有足夠應課稅利潤以動用全部或部分遞延稅項資產時，相應扣減該賬面金額。未確認的遞延稅項資產會於各報告期末重新評估，並在可能有足夠應課稅利潤以收回全部或部分遞延稅項資產時確認。

遞延稅項資產及負債按預期適用於變現資產或清還負債期間的稅率，基於報告期末已頒佈或實際上已頒佈的稅率（及稅法）計算。

2.4 MATERIAL ACCOUNTING POLICY INFORMATION (Continued)

Income tax (Continued)

Deferred tax assets and deferred tax liabilities are offset if and only if the Group has a legally enforceable right to set off current tax assets and current tax liabilities and the deferred tax assets and deferred tax liabilities relate to income taxes levied by the same taxation authority on either the same taxable entity or different taxable entities which intend either to settle current tax liabilities and assets on a net basis, or to realise the assets and settle the liabilities simultaneously, in each future period in which significant amounts of deferred tax liabilities or assets are expected to be settled or recovered.

Government grants

Government grants are recognised at their fair value where there is reasonable assurance that the grant will be received and all attaching conditions will be complied with. When the grant relates to an expense item, it is recognised as income on a systematic basis over the periods that the costs, for which it is intended to compensate, are expensed.

Where the grant relates to an asset, the fair value is credited to a deferred income account and is deducted from the carrying amount of the asset and released to profit or loss by way of a reduced depreciation charge.

Revenue recognition

Revenue from contracts with customers

Revenue from contracts with customers is recognised when control of goods or services is transferred to the customers at an amount that reflects the consideration to which the Group expects to be entitled in exchange for those goods or services.

When the consideration in a contract includes a variable amount, the amount of consideration is estimated to which the Group will be entitled in exchange for transferring the goods or services to the customer. The variable consideration is estimated at contract inception and constrained until it is highly probable that a significant revenue reversal in the amount of cumulative revenue recognised will not occur when the associated uncertainty with the variable consideration is subsequently resolved.

2.4 重要會計政策資料 (續)

所得稅 (續)

遞延稅項資產與遞延稅項負債於及僅於以下情況下抵銷：本集團具有在法律上可強制執行的權利將即期稅項資產與即期稅項負債抵銷，遞延稅項資產及遞延稅項負債與同一稅務機關徵收的所得稅有關，當中涉及同一應課稅實體，或有意於每個預期結算或收回重大數額遞延稅項負債或資產的未來期間按淨額基準結算即期稅項負債與資產或同時變現資產及結算負債的不同應課稅實體。

政府補助

政府補助於可合理地確定將會收取補助及將符合所有附帶條件時按公平值確認。補助如涉及開支項目，則會於對應其擬補助的成本支銷的期間內有系統地確認為收入。

補助如與資產有關，則公平值會計入遞延收入賬內，從資產的賬面金額扣除及透過扣減的折舊開支而轉撥至損益。

收入確認

客戶合約收入

客戶合約收入於貨品或服務的控制權轉讓予客戶時，按能反映本集團預期有權就該等貨品或服務所換取的代價金額確認。

當合約中的代價包含可變金額時，代價金額按本集團就向客戶轉讓貨品或服務而有權獲得的金額估計。可變代價於合約開始時估計並受到限制，直至與可變代價相關的不確定因素得到解決時，確認的累計收入金額極有可能不會發生重大收益撥回為止。

2.4 MATERIAL ACCOUNTING POLICY INFORMATION (Continued)

Revenue recognition (Continued)

Revenue from contracts with customers (Continued)

When the contract contains a financing component which provides the customer with a significant benefit of financing the transfer of goods or services to the customer for more than one year, revenue is measured at the present value of the amount receivable, discounted using the discount rate that would be reflected in a separate financing transaction between the Group and the customer at contract inception. When the contract contains a financing component which provides the Group with a significant financial benefit for more than one year, revenue recognised under the contract includes the interest expense accreted on the contract liability under the effective interest method. For a contract where the period between the payment by the customer and the transfer of the promised goods or services is one year or less, the transaction price is not adjusted for the effects of a significant financing component, using the practical expedient in IFRS 15.

Sale of industrial products

Revenue from the sale of industrial products is recognised at the point in time when control of the asset is transferred to the customer, generally on delivery of the goods.

Rendering of services

Revenue from the facility management services and guarantee services is recognised over time, using an input method to measure progress towards complete satisfaction of the service, because the Group's performance creates or enhances an asset that the customer controls as the asset is created or enhanced. The input method recognises revenue based on the proportion of the actual costs incurred relative to the estimated total costs for satisfaction of the specialised mining services. Revenue from the rendering of consultancy management service is recognised over the scheduled period on a straight-line basis because the customer simultaneously receives and consumes the benefits provided by the Group.

2.4 重要會計政策資料 (續)

收入確認 (續)

客戶合約收入 (續)

當合約包含融資組成部分，而該融資組成部分為客戶提供超過一年的貨品或服務轉讓融資的重大利益時，收入按應收款項的現值計量，並利用將於本集團與客戶在合約開始時的單獨融資交易中反映的貼現率貼現。當合約包含融資組成部分，而該融資組成部分為本集團提供超過一年的重大財務利益時，根據合約確認的收入包括根據實際利率法在合約負債上加算的利息開支。就客戶付款至轉讓承諾貨品或服務的期限為一年或以下的合約而言，交易價格利用國際財務報告準則第15號中的可行權宜方法，不會就重大融資組成部分的影響作出調整。

銷售工業產品

來自銷售工業產品的收入於資產控制權轉移至客戶的時間點（一般為交付貨品時）確認。

提供服務

提供設施管理服務及擔保服務的收入隨時間確認，當中使用輸入法計量完全履行服務的進度，原因為本集團的表現創造或增強客戶在資產創建或增強時控制的資產。輸入法基於實際發生的成本相對履行專業開採服務的估計總成本的比例確認收入。提供顧問管理服務的收入於編定期間按直線基準確認，原因為客戶同步取得及消耗由本集團提供的利益。

2.4 MATERIAL ACCOUNTING POLICY INFORMATION *(Continued)*

Contract liabilities

A contract liability is recognised when a payment is received or a payment is due (whichever is earlier) from a customer before the Group transfers the related goods or services. Contract liabilities are recognised as revenue when the Group performs under the contract (i.e. transfers control of the related goods or services to the customer).

Borrowing costs

Borrowing costs directly attributable to the acquisition, construction or production of qualifying assets, i.e., assets that necessarily take a substantial period of time to get ready for their intended use or sale, are capitalised as part of the cost of those assets. The capitalisation of such borrowing costs ceases when the assets are substantially ready for their intended use or sale. Investment income earned on the temporary investment of specific borrowings pending their expenditure on qualifying assets is deducted from the borrowing costs capitalised. All other borrowing costs are expensed in the period in which they are incurred. Borrowing costs consist of interest and other costs that an entity incurs in connection with the borrowing of funds.

2.4 重要會計政策資料 (續)

合約負債

當於本集團轉移相關貨品或服務前客戶已支付款項或款項已到期(以較早者為準)時,本集團會確認合約負債。合約負債於本集團履約(即向客戶轉移相關貨品或服務的控制權)時確認為收入。

借貸成本

本集團將直接屬於購買、建築或生產合資格資產(即需要一段長時間方可用作擬定用途或出售的資產)的借貸成本撥充資本,作為該等資產的部分成本。當資產大致上已預備妥當可用作擬定用途或出售時,本集團終止將借貸成本撥充資本。於特別借用作合資格資產開支前的暫時投資所賺取的投資收入,會由資本化借貸成本中減除。所有其他借貸成本會於產生期間支銷。借貸成本包括實體就借取資金產生的利息及其他成本。

2.4 MATERIAL ACCOUNTING POLICY INFORMATION (Continued)

Dividends

Final dividends are recognised as a liability when they are approved by the shareholders in a general meeting.

Interim dividends are simultaneously proposed and declared, because the Company's memorandum and articles of association grant the Directors the authority to declare interim dividends. Consequently, interim dividends are recognised immediately as a liability when they are proposed and declared.

Share-based payments

The Company operates a share option scheme for the purpose of providing incentives and rewards to eligible participants who contribute to the success of the Group's operations. Employees (including Directors) of the Group receive remuneration in the form of share-based payments, whereby employees render services in exchange for equity instruments ("equity-settled transactions").

The cost of equity-settled transactions with employees is measured by reference to the fair value of the equity instruments at the date at which they are granted. The fair value is determined by an external valuer using a binomial model, further details of which are given in note 28 to the consolidated financial statements.

The cost of equity-settled transactions is recognised in employee benefit expense, together with a corresponding increase in equity, over the period in which service conditions are fulfilled. The cumulative expense recognised for equity-settled transactions at the end of each reporting period until the vesting date reflects the extent to which the vesting period has expired and the Group's best estimate of the number of equity instruments that will ultimately vest. The charge or credit to profit or loss for a period represents the movement in the cumulative expense recognised as at the beginning and end of that period.

2.4 重要會計政策資料 (續)

股息

末期股息於其在股東大會上獲股東批准時確認為負債。

因本公司組織章程大綱及細則授權董事宣派中期股息，故中期股息同時獲建議及宣派。因此，中期股息於建議及宣派後隨即確認為負債。

以股份為基礎的付款

本公司設有一項股份期權計劃，旨在向對本集團業務成功有所貢獻的合資格參與人提供獎勵及獎賞。本集團僱員（包括董事）按以股份為基礎的付款形式收取薪酬，以提供服務換取股本工具（「股權結算交易」）。

與僱員進行股權結算交易的成本參照股本工具於授出當日的公平值計量。公平值由外聘估值師採納二項模式計算，其進一步詳情載於綜合財務報表附註28。

股權結算交易成本連同股權的相應增加於服務條件達成期間在僱員福利開支確認。於各報告期末至歸屬日期就股權結算交易所確認的累計開支，反映已屆滿的歸屬期及本集團就將最終歸屬股本工具數目作出的最佳估計。期內扣自或計入損益的數額指期初及期終確認的累計開支變動。

2.4 MATERIAL ACCOUNTING POLICY INFORMATION (Continued)

Share-based payments (Continued)

Service and non-market performance conditions are not taken into account when determining the grant date fair value of awards, but the likelihood of the conditions being met is assessed as part of the Group's best estimate of the number of equity instruments that will ultimately vest. Market performance conditions are reflected within the grant date fair value. Any other conditions attached to an award, but without an associated service requirement, are considered to be non-vesting conditions. Non-vesting conditions are reflected in the fair value of an award and lead to an immediate expensing of an award unless there are also service and/or performance conditions.

For awards that do not ultimately vest because non-market performance and/or service conditions have not been met, no expense is recognised. Where awards include a market or non-vesting condition, the transactions are treated as vesting irrespective of whether the market or non-vesting condition is satisfied, provided that all other performance and/or service conditions are satisfied.

Where the terms of an equity-settled award are modified, as a minimum an expense is recognised as if the terms had not been modified, if the original terms of the award are met. In addition, an expense is recognised for any modification that increases the total fair value of the share-based payments, or is otherwise beneficial to the employee as measured at the date of modification.

Where an equity-settled award is cancelled, it is treated as if it had vested on the date of cancellation, and any expense not yet recognised for the award is recognised immediately. This includes any award where non-vesting conditions within the control of either the Group or the employee are not met. However, if a new award is substituted for the cancelled award, and designated as a replacement award on the date that it is granted, the cancelled and new awards are treated as if they were a modification of the original award, as described in the previous paragraph.

The dilutive effect of outstanding options is reflected as additional share dilution in the computation of earnings per share.

2.4 重要會計政策資料 (續)

以股份為基礎的付款 (續)

於釐定獎勵於授出日期的公平值時不會考慮服務及非市場表現條件，但會評估達成該等條件的可能性，作為本集團對最終歸屬的權益工具數量的最佳估計。市場表現條件反映於授出日期的公平值內。獎勵所附帶但並無相關服務要求的任何其他條件會視為非歸屬條件。除非另有服務及／或表現條件，否則非歸屬條件反映於獎勵的公平值內，並即時支銷獎勵。

對於因並未符合非市場表現及／或服務條件而最終並無歸屬的獎勵，本集團不會確認開支。倘獎勵包括市場或非歸屬條件，則不論市場或非歸屬條件是否達成，交易亦會視為歸屬處理，惟所有其他表現及／或服務條件須已達成。

倘股權結算獎勵的條款有所修訂，假若已符合獎勵原訂條款，所確認開支最少須達到猶如條款並無任何修訂的水平。此外，倘按修訂日期計量，任何修訂導致以股份為基礎的付款的公平值總額有所增加，或對僱員帶來其他利益，則就該等修訂確認開支。

倘股權結算獎勵被取消，則會被視為於取消當日已歸屬處理，並須就有關獎勵即時確認任何尚未確認的開支。此包括未能達成本集團或僱員控制範圍內非歸屬條件的任何獎勵。然而，倘有新獎勵取代已取消的獎勵，並於授出當日指定為取代獎勵，則已取消的獎勵及新獎勵將被視為根據前段所述原有獎勵的修訂。

尚未行使期權的攤薄影響已反映於計算每股盈利時的額外股份攤薄。

2.4 MATERIAL ACCOUNTING POLICY INFORMATION (Continued)

Other employee benefits

Pension schemes

The employees of the subsidiaries in Chinese Mainland are required to participate in a defined central pension scheme managed by the local municipal government of the areas in Chinese Mainland in which they operate. These subsidiaries are required to contribute a certain percentage of the relevant part of the payroll of these employees to the central pension scheme. The Group has no obligation for the payment of retirement benefits beyond the annual contributions. The contributions are charged to profit or loss as they become payable in accordance with the rules of the central pension scheme.

Save as disclosed, the Group has no legal or constructive obligations to pay contributions in addition to its fixed contributions, which are recognised as an expense in the period that related employee services are received.

Housing fund

Contributions to a defined contribution housing fund administered by the Public Accumulation Funds Administration Centre in Chinese Mainland are charged to profit or loss as incurred.

Foreign currencies

These financial statements are presented in RMB, which is the functional currency of the Company. Each entity in the Group determines its own functional currency and items included in the financial statements of each entity are measured using that functional currency. Foreign currency transactions recorded by the entities in the Group are initially recorded using their respective functional currency rates prevailing at the dates of the transactions. Monetary assets and liabilities denominated in foreign currencies are translated at the functional currency rates of exchange ruling at the end of the reporting period. Differences arising on settlement or translation of monetary items are recognised in profit or loss.

2.4 重要會計政策資料 (續)

其他僱員福利

退休金計劃

於中國內地的子公司的僱員需參與由該等子公司經營所在中國內地地區的地方市政府經營的定額中央退休金計劃。該等子公司需將該等僱員薪金有關部分的若干百分比供款予該中央退休金計劃。本集團並無義務支付超出年度供款以外的退休福利。該等供款於其按照中央退休金計劃規則成為應付款時於損益扣除。

除所披露者外，本集團並無法定或推定責任支付其定額供款以外的供款，而定額供款乃於獲得相關僱員服務的期間內確認為開支。

住房公積金

屬於由中國內地公積金管理中心管理的指定供款住房公積金的供款於產生時於損益扣除。

外幣

本財務報表以人民幣呈列，而人民幣為本公司的功能貨幣。本集團內的實體各自決定其功能貨幣，各實體的財務報表項目均以所定功能貨幣計量。本集團實體入賬的外幣交易初始按交易日通行的有關功能貨幣的匯率入賬。以外幣為計價單位的貨幣資產及負債，按有關功能貨幣於報告期末的匯率進行換算。因結算或換算貨幣項目而產生的差額於損益確認。

2.4 MATERIAL ACCOUNTING POLICY INFORMATION (Continued)

Foreign currencies (Continued)

Differences arising on settlement or translation of monetary items are recognised in the statement of profit or loss with the exception of monetary items that are designated as part of the hedge of the Group's net investment of a foreign operation. These are recognised in other comprehensive income until the net investment is disposed of, at which time the cumulative amount is reclassified to the statement of profit or loss. Tax charges and credits attributable to exchange differences on those monetary items are also recorded in other comprehensive income.

Non-monetary items that are measured in terms of historical cost in a foreign currency are translated using the exchange rates at the dates of the initial transactions. Non-monetary items measured at fair value in a foreign currency are translated using the exchange rates at the date when the fair value was measured. The gain or loss arising on translation of a non-monetary item measured at fair value is treated in line with the recognition of the gain or loss on change in fair value of the item (i.e., translation difference on the item whose fair value gain or loss is recognised in other comprehensive income or profit or loss is also recognised in other comprehensive income or profit or loss, respectively).

For the purpose of the consolidated statement of cash flows, the cash flows of overseas subsidiaries are translated into RMB at the weighted average exchange rates for the year.

The functional currencies of certain overseas subsidiaries are currencies other than RMB. As at the end of the reporting period, the assets and liabilities of these entities are translated into RMB at the exchange rates prevailing at the end of the reporting period and their profit or loss are translated into RMB at the exchange rates that approximate to those prevailing at the dates of the transactions.

The resulting exchange differences are recognised in other comprehensive income and accumulated in the exchange fluctuation reserve. On disposal of a foreign operation, the component of other comprehensive income relating to that particular foreign operation is recognised in profit or loss.

2.4 重要會計政策資料 (續)

外幣 (續)

因結算或換算貨幣項目而產生的差額於損益表確認，惟指定為本集團海外業務投資淨額對沖部分的貨幣項目除外。該等項目於其他全面收益確認，直至該投資淨額被出售為止，屆時累計金額會重新分類至損益表。該等貨幣項目的匯兌差額所產生的稅項支出及抵免亦會記入其他全面收益。

按歷史成本計量、以外幣列賬的非貨幣項目，採納初始交易日期的匯率換算。按公平值計量、以外幣列賬的非貨幣項目，採納計量公平值日期的匯率換算。換算按公平值計量的非貨幣項目而產生的收益或虧損，按確認該項目的公平值變動的收益或虧損一致的方法處理（即公平值收益或虧損於其他全面收益或損益確認的項目的換算差額亦分別於其他全面收益或損益確認）。

就綜合現金流量表而言，海外子公司的現金流按年度加權平均匯率換算為人民幣。

若干海外子公司的功能貨幣為人民幣以外的貨幣。於報告期末，該等實體的資產及負債按報告期末通行的匯率換算為人民幣，而損益則按與交易日期所通行者相若的匯率換算為人民幣。

所產生的匯兌差額於其他全面收益確認並於匯兌波動儲備累計。於海外業務出售時，與該特定海外業務有關的其他全面收益部分於損益確認。

3. SIGNIFICANT ACCOUNTING JUDGEMENTS AND ESTIMATES

The preparation of the Group's consolidated financial statements requires management to make judgements, estimates and assumptions that affect the reported amounts of revenues, expenses, assets and liabilities, and their accompanying disclosures, and the disclosure of contingent liabilities. Uncertainty about these assumptions and estimates could result in outcomes that could require a material adjustment to the carrying amounts of the assets or liabilities affected in the future.

Judgement

Revenue recognition

The Group applies judgements in determining whether it is acting as a principal or agent in the business of trading of steels. The Group concludes that it acts as a principal and recognises revenue in the gross amount as the Group demonstrates control over the goods prior to their transfer to customers, considering the following factors, among others: (i) it exercises control by directing the use of the goods and deriving benefits from them prior to delivery, including managing the delivery process and assuming risks related to goods returns; (ii) it has discretion over pricing decisions; (iii) it assumes primary responsibility for meeting customer specifications; and (iv) it assumes financial and inventory risk by committing to purchase goods from suppliers before transferring control of the goods to customers.

Estimation uncertainty

The key assumptions concerning the future and other key sources of estimation uncertainty at the end of the reporting period, that have a significant risk of causing a material adjustment to the carrying amounts of assets and liabilities within the next financial year, are described below:

(a) Provision for expected credit losses on trade receivables

The Group uses a provision matrix to calculate ECLs for trade receivables. The provision rates are based on days past due for groupings of various customer segments that have similar loss patterns (i.e. by customer type and rating).

3. 重大會計判斷及估計

本集團綜合財務報表的編製需要管理層作出影響收入、開支、資產及負債呈報金額及相關披露以及或有負債的披露的判斷、估計及假設。該等假設及估計固有的不明朗因素可導致未來須對受影響資產或負債的賬面金額進行重大調整。

判斷

收入確認

本集團於釐定於鋼材貿易業務以主事人或代理身份行事時會運用判斷。本集團的結論為，由於考慮到（其中包括）：(i)其藉於交付前指定貨品用途並從貨品賺取利益（包括管理交付過程並承擔退貨風險）行使控制權；(ii)其對定價決定行使酌情權；(iii)其對符合客戶規格承擔主要責任；及(iv)其藉於向客戶轉移貨品控制權前承諾向供應商採購貨品承擔財務及存貨風險，故其展現出對貨品於轉移至客戶前的控制權，因此乃以主事人身份行事，並以總額確認收入。

估計不明朗因素

涉及未來的主要假設及於報告期末估計不明朗因素的其他主要來源（前述因素均擁有導致下個財政年度的資產及負債賬面金額出現大幅調整的重大風險）討論如下：

(a) 應收賬款預期信用損失撥備

本集團利用撥備矩陣計算應收賬款的預期信用損失。撥備率乃基於多個具有類似虧損模式的客戶分部組別（即按客戶類別及評級劃分）的逾期天數釐定。

Notes to the Consolidated Financial Statements

綜合財務報表附註

Year ended 31 December 2025
截至2025年12月31日止年度

3. SIGNIFICANT ACCOUNTING JUDGEMENTS AND ESTIMATES (Continued)

Estimation uncertainty (Continued)

(a) Provision for expected credit losses on trade receivables (Continued)

The provision matrix is initially based on the Group's historical observed default rates. The Group will calibrate the matrix to adjust the historical credit loss experience with forward-looking information. For instance, if forecast economic conditions (i.e. gross domestic product) are expected to deteriorate over the next year which can lead to an increased number of defaults, the historical default rates are adjusted. At each reporting date, the historical observed default rates are updated and changes in the forward-looking estimates are analysed.

The assessment of the correlation among historical observed default rates, forecast economic conditions and ECLs is a significant estimate. The amount of ECLs is sensitive to changes in circumstances and forecast economic conditions. The Group's historical credit loss experience and forecast of economic conditions may also not be representative of a customer's actual default in the future. The information about the ECLs on the Group's trade receivables is disclosed in note 19 to the consolidated financial statements.

(b) PRC corporate income tax ("PRC CIT")

The Group's operating subsidiaries in Chinese Mainland are subject to PRC CIT. As a result of the fact that certain matters relating to PRC CIT have not been confirmed by the relevant local tax authorities, objective estimates based on currently enacted tax laws, regulations and other related policies are required in determining the provision for PRC CIT to be made. Where the final tax outcome of these matters is different from the amounts originally recorded, the differences will impact the income tax expense and tax provision in the period in which the differences realise. The carrying amount of PRC CIT payable as at 31 December 2025 was RMB9,717,000 (2024: RMB8,932,000).

3. 重大會計判斷及估計 (續)

估計不明朗因素 (續)

(a) 應收賬款預期信用損失撥備 (續)

撥備矩陣初始以本集團觀察所得的歷史違約率為基礎。本集團將校準矩陣，以利用前瞻性資料調整歷史信用損失經驗。舉例而言，倘預測經濟狀況（即國內生產總值）預期於來年轉差，導致違約宗數上升，則會調整歷史違約率。於各報告日期，本集團會更新其觀察所得的歷史違約率，並分析前瞻性估計的變動。

對觀察所得的歷史違約率、預測經濟狀況及預期信用損失三者之相互關係的評估屬重大估計。預期信用損失的金額易受狀況變動及預測經濟狀況影響。本集團的歷史信用損失經驗及對經濟狀況的預測亦未必能反映客戶日後的實際違約情況。有關預期信用損失對本集團應收賬款的資料於綜合財務報表附註19披露。

(b) 中國企業所得稅

本集團的中國內地營運子公司須繳納中國企業所得稅。由於當地相關稅務機構尚未確認有關中國企業所得稅的若干事件，故需要基於對目前制定的稅務法律、法規及其他相關政策的客觀估計釐定中國企業所得稅撥備。倘該等事件的最後稅項不同於最初記錄的金額，則差額將影響於差額實現期間的所得稅開支及稅項撥備。於2025年12月31日，應付中國企業所得稅的賬面金額為人民幣9,717,000元（2024年：人民幣8,932,000元）。

3. SIGNIFICANT ACCOUNTING JUDGEMENTS AND ESTIMATES (Continued)

Estimation uncertainty (Continued)

(c) Useful lives of property, plant and equipment

The Group estimates useful lives and related depreciation charges for its items of property, plant and equipment, other than mining infrastructure for which the depreciation is calculated on the UOP method. This estimate is based on the historical experience of the actual useful lives of items of property, plant and equipment of similar nature and functions. It could change significantly as a result of technical innovations and actions of its competitors. Management will increase the depreciation charge where useful lives are less than previously estimated, or it will record an impairment provision for technically obsolete assets that have been abandoned.

(d) Mineral reserves

Engineering estimates of the Group's mine reserves are inherently imprecise and represent only approximate amounts because of the significant judgements involved in developing such information. There are authoritative guidelines regarding the engineering criteria that have to be met before estimated mineral reserves can be designated as "proved" and "probable". Proved and probable mine reserve estimates are updated at regular intervals taking into account recent production and technical information about each mine. In addition, as prices and cost levels change from year to year, the estimate of proved and probable mineral reserves also changes. This change is considered a change in estimates for accounting purposes and is reflected on a prospective basis in both depreciation and amortisation rates calculated on the UOP method and the time period for discounting the rehabilitation provision. Changes in the estimate of mineral reserves are also taken into account in impairment assessments of non-current assets.

3. 重大會計判斷及估計 (續)

估計不明朗因素 (續)

(c) 物業、廠房及設備的可使用年期

本集團估計其物業、廠房及設備項目(按生產單位法計算折舊的採礦基建除外)的可使用年期及相關折舊費用。該估計乃基於類似性質及功能的物業、廠房及設備項目的實際可使用年期的過往經驗釐定,並可能因技術創新及產業競爭者間的行為而有重大改變。倘可使用年期少於先前的估計年期,則管理層將增加折舊費用,或將記錄已報廢的過時技術資產減值撥備。

(d) 礦物儲量

鑑於編製本集團礦場儲量的技術估計涉及重要判斷,這些資料存在固有不精確性,並僅屬於相若數額。在估計礦物儲量可確定為「證實」及「概略」儲量之前,本公司需要遵從若干有關技術標準的權威性指引。證實及概略礦場儲量的估計定期更新,並考慮各個礦場最近的生產及技術資料。此外,由於價格及成本水平逐年變更,因此,證實及概略礦物儲量的估計亦會出現變動。就會計目的而言,該等變動視為估計變更,並按未來適用法反映在未來根據生產單位方法計算得出的折舊及攤銷比率及貼現復原撥備的時間中。礦物儲量估計的變動亦計入非流動資產的減值評估。

3. SIGNIFICANT ACCOUNTING JUDGEMENTS AND ESTIMATES (Continued)

Estimation uncertainty (Continued)

(e) Exploration rights and assets

The application of the Group's accounting policy for exploration rights and assets requires estimation in determining whether it is likely that future economic benefits will result either from future exploitation or sale or whether activities have not reached a stage which permits a reasonable assessment of the existence of reserves. The determination of mineral reserves is itself an estimation process with varying degrees of uncertainty depending on sub-classification. Estimates and assumptions made may change if new information becomes available. If, after expenditure is capitalised, information becomes available suggesting that the recovery of expenditure is unlikely, the amount capitalised is written off in profit or loss in the period when the new information becomes available. Further details are given in note 13 to the consolidated financial statements.

(f) Net realisable value of inventories

Net realisable value of inventories is the estimated selling price in the ordinary course of business, less estimated cost to be incurred to completion and disposal. These estimates are based on the current market condition and the historical experience of selling products of a similar nature. It could change significantly as a result of changes in downstream industries that consume the Group's products. Management reassesses these estimates at the end of each reporting period. The carrying amount of inventories as at 31 December 2025 was RMB14,637,000 (2024: RMB20,326,000).

3. 重大會計判斷及估計 (續)

估計不明朗因素 (續)

(e) 勘探權及資產

於對勘探權及資產應用本集團的會計政策時，需要對未來開採或銷售是否可能帶來未來經濟利益，或者活動是否未達到足以對是否存在儲量作出合理評估的階段的活動的決定作出估計。釐定礦物儲量本身即為估計程序，視乎細分類別而涉及不同程度的不明朗因素。倘獲得新資料，則所作出的估計及假設可能改變。倘於開支撥充資本後獲得資料顯示開支不大可能收回，則撥充資本的金額於獲得新資料期內的損益中撇銷。進一步詳情載於綜合財務報表附註13。

(f) 存貨的可變現淨值

存貨的可變現淨值乃於日常業務過程中的估計售價，扣除估計完成成本及出售成本。該等估計乃基於現有市況及銷售同類性質產品的歷史經驗為基準進行，並可因耗用本集團產品的下游行業變動而顯著改變。管理層於各報告期末重新評估有關估計。於2025年12月31日，存貨的賬面金額為人民幣14,637,000元（2024年：人民幣20,326,000元）。

3. SIGNIFICANT ACCOUNTING JUDGEMENTS AND ESTIMATES (Continued)

Estimation uncertainty (Continued)

(g) Provision for rehabilitation

Provision for rehabilitation is based on estimates of future expenditures incurred by management to undertake rehabilitation and restoration work which were discounted to reflect the term and nature of the obligations to their present values. Significant estimates and assumptions are made in determining the provision for rehabilitation as there are numerous factors that will affect the ultimate liability payable. These factors include estimates of the extent and costs of rehabilitation activities, technological changes, regulatory changes, cost increases and changes in the discount rate. Those uncertainties may result in future actual expenditure differing from the amounts currently provided. The provision at the end of the reporting period represents management's best estimate of the present value of the future rehabilitation costs required. Changes to estimated future costs are recognised in the consolidated statement of financial position by adjusting the rehabilitation asset and liability. The carrying amount of provision for rehabilitation as at 31 December 2025 was RMB16,197,000 (2024: RMB15,843,000). Further details are contained in note 26 to the consolidated financial statements.

3. 重大會計判斷及估計 (續)

估計不明朗因素 (續)

(g) 復原撥備

復原撥備乃基於管理層所承擔以進行復原及修復工作產生的未來開支估計，其貼現至現值以反映責任的年期及性質。重大估計及假設乃用以決定復原撥備而作出，因為多項因素均會影響最終應付負債。該等因素包括復原活動的範圍及成本、技術變動、監管變動、成本上升及貼現率變動的估計。該等不明朗因素可能導致將來實際開支與現時的撥備金額有所不同。報告期末的撥備指管理層對未來所需復原成本現值的最佳估計。估計未來成本變動透過調整復原活動的資產及負債而於綜合財務狀況表中確認。於2025年12月31日，復原撥備的賬面金額為人民幣16,197,000元（2024年：人民幣15,843,000元）。進一步詳情載於綜合財務報表附註26。

Notes to the Consolidated Financial Statements

綜合財務報表附註

Year ended 31 December 2025
截至2025年12月31日止年度

3. SIGNIFICANT ACCOUNTING JUDGEMENTS AND ESTIMATES (Continued) Estimation uncertainty (Continued)

(h) *Deferred tax assets*

Deferred tax assets are recognised for all deductible temporary differences and unused tax losses to the extent that it is probable that taxable profit will be available against which the deductible temporary differences and the tax losses can be utilised. Estimates of future taxable income are based on forecast cash flows from operations and the application of existing tax laws in each jurisdiction. To the extent that future cash flows and taxable income differ significantly from estimates, the ability of the Group to realise the deferred tax assets recorded at the end of the reporting period could be impacted. The gross amount of deferred tax assets recognised as at 31 December 2025 was RMB14,515,000 (2024: RMB12,631,000). Further details are contained in note 17 to the consolidated financial statements.

Additionally, future changes in tax laws and regulations in the jurisdictions in which the Group operates could limit the ability of the Group to obtain tax deductions on taxable income in future periods.

3. 重大會計判斷及估計 (續)

估計不明朗因素 (續)

(h) *遞延稅項資產*

本集團就所有可扣稅暫時差額及未動用稅項虧損確認遞延稅項資產，但須以將有應課稅利潤以動用可扣稅暫時差額及稅項虧損以作對銷為限。未來應課稅收入的估計乃基於營運的預測現金流量及各司法權區的現有稅法應用作出。如未來現金流量及應課稅收入與估計有重大差異，則本集團變現於報告期末錄得的遞延稅項資產的能力會受到影響。於2025年12月31日，已確認遞延稅項資產總額為人民幣14,515,000元（2024年：人民幣12,631,000元）。進一步詳情載於綜合財務報表附註17。

此外，本集團營運所在的司法權區的稅務法律及規例的未來變動可限制本集團於未來期間就應課稅收入獲得稅項減免的能力。

3. SIGNIFICANT ACCOUNTING JUDGEMENTS AND ESTIMATES (Continued)

Estimation uncertainty (Continued)

(i) Impairment of non-financial assets (other than goodwill)

The Group assesses whether there are any indicators of impairment for all non-financial assets at the end of each reporting period. Definite life non-financial assets are tested for impairment when there are indicators that the carrying amounts may not be recoverable. Based on the existing market conditions, impairment indicators were identified for the Group's main mining cash-generating units, other pre-development stage mining rights, and exploration rights and assets. An impairment exists when the carrying value of an asset or a cash-generating unit exceeds its recoverable amount, which is the higher of its fair value less costs of disposal and its VIU. The calculation of the fair value less costs of disposal is based on available data from binding sales transactions in an arm's length transaction of similar assets or observable market prices less incremental costs for disposing of the asset. When VIU calculations are undertaken, management must estimate the expected future cash flows from the asset or cash-generating unit and choose a suitable discount rate in order to calculate the present value of those cash flows. Further details are contained in notes 12 and 13 to the consolidated financial statements.

(j) Leases – Estimating the IBR

The Group cannot readily determine the interest rate implicit in a lease, and therefore, it uses an IBR to measure lease liabilities. The IBR is the rate of interest that the Group would have to pay to borrow over a similar term, and with a similar security, the funds necessary to obtain an asset of a similar value to the right-of-use asset in a similar economic environment. The IBR therefore reflects what the Group "would have to pay", which requires estimation when no observable rates are available (such as for subsidiaries that do not enter into financing transactions) or when it needs to be adjusted to reflect the terms and conditions of the lease (for example, when leases are not in the subsidiary's functional currency). The Group estimates the IBR using observable inputs (such as market interest rates) when available and is required to make certain entity-specific estimates (such as the subsidiary's stand-alone credit rating).

3. 重大會計判斷及估計 (續)

估計不明朗因素 (續)

(i) 非金融資產 (商譽除外) 的減值

本集團會於各報告期末評估所有非金融資產是否有任何減值跡象。具有有限年期的非金融資產於有跡象表明其賬面金額可能無法收回時進行減值測試。基於現行市況，本集團的主要採礦現金產生單位、其他尚未開發的採礦權以及勘探權及資產存在減值跡象。當資產或現金產生單位的賬面值超過其可收回金額時則存在減值，可收回金額為其公平值減出售成本及其使用價值的較高者。公平值減出售成本乃基於類似資產的公平交易的有約束力銷售交易或可觀察市價減出售資產的增量成本的可用數據計算。於計算使用價值時，管理層須估計資產或現金產生單位的預期未來現金流量，並選用合適的貼現率，以計算現金流量的現值。進一步詳情載於綜合財務報表附註12及13。

(j) 租賃 – 估計遞增借貸利率

本集團不能可靠地釐定租賃內含利率，因此使用遞增借貸利率計量租賃負債。遞增借貸利率乃本集團於相類經濟環境下，為取得與使用權資產價值相若的資產，按相若條款及擔保借入必要資金應支付的利率。因此，遞增借貸利率反映本集團「應支付」的內容；當並無可供觀察的利率（例如就並無訂立融資交易的子公司而言）時，或有需要為反映租賃條款及條件而作出調整時（例如當租賃並非按子公司的功能貨幣計算時），須作出估計。本集團使用可觀察輸入值（例如市場利率）（如有）估計遞增借貸利率，並須作出若干實體特定估計（例如子公司的獨立信貸評級）。

Notes to the Consolidated Financial Statements

綜合財務報表附註

Year ended 31 December 2025
截至2025年12月31日止年度

4. SEGMENT INFORMATION

For management purposes, the Group is organised into business units based on their services and products and has four (2024: four) reportable segments as follows:

- (a) the High-Fe mining operation segment comprises the operation of sale of self-produced high-grade iron concentrates within the range of 65% TFe to 72% TFe;
- (b) the trading segment comprises the operation of sale of traded products;
- (c) the facility management segment comprises the provision of facilities management services for mining related industry; and
- (d) the corporate and others segment comprises the non-operating activities that support the Group, including central functions such as the functional costs that have not been allocated to the other segments.

The executive directors of the Company monitor the results of the Group's reporting segments separately for the purpose of making decisions about resource allocation and performance assessment. Segment performance is evaluated based on reportable segment profit/loss, which is a measure of adjusted profit/loss before tax. The adjusted profit/loss before tax is measured consistently with the Group's profit/loss before tax except that other income and gains, other expenses and non-lease-related finance costs are excluded from such measurement.

Segment assets exclude interest in joint ventures, deferred tax assets, pledged deposits and cash and cash equivalents as these assets are managed on a group basis.

Segment liabilities exclude interest-bearing bank and other borrowings and tax payable as these liabilities are managed on a group basis.

4. 分部資料

為便於管理，本集團基於業務單位的服務及產品劃分為多個單位，並有如下四個（2024年：四個）可呈報分部：

- (a) 高品位鐵礦場業務分部包括銷售TFe含量介乎65%至72%的自產高品位鐵精礦業務；
- (b) 貿易分部包括銷售貿易產品業務；
- (c) 設施管理分部包括為採礦相關行業提供設施管理服務；及
- (d) 企業及其他分部包括支援本集團的非經營活動，當中包括總部功能（例如未有分配至其他分部的功能性成本）。

本公司執行董事分開監察本集團各呈報分部的業績，以就資源分配及表現評估作出決策。分部表現基於可呈報分部利潤／虧損評估，而可呈報分部利潤／虧損乃計量經調整稅前利潤／虧損的基準。除於計量時剔除其他收入及收益、其他開支以及非租賃相關財務成本外，經調整稅前利潤／虧損的計量方式與本集團稅前利潤／虧損的計量方式一致。

由於於合營企業的權益、遞延稅項資產、已質押存款以及現金及現金等價物按集團基準管理，故分部資產不包括該等資產。

由於計息銀行及其他借貸以及應付稅款按集團基準管理，故分部負債不包括該等負債。

4. SEGMENT INFORMATION (Continued)

Year ended 31 December 2025

4. 分部資料

截至2025年12月31日止年度

		High-Fe mining operation 高品位 鐵礦場業務 RMB'000 人民幣千元	Trading 貿易 RMB'000 人民幣千元	Facility management 設施管理 RMB'000 人民幣千元	Corporate and others 企業及其他 RMB'000 人民幣千元	Total 合計 RMB'000 人民幣千元
Segment revenue	分部收入					
Sales to external customers	向外部客戶作出的銷售	67,734	470,464	19,687	–	557,885
Intersegment sales	分部間銷售	–	–	1,391	–	1,391
Revenue	收入	<u>67,734</u>	<u>470,464</u>	<u>21,078</u>	<u>–</u>	<u>559,276</u>
Segment results	分部業績	(3,653)	3,513	1,402	(8,467)	(7,205)
<i>Reconciliation:</i>	<i>對賬：</i>					
Other income and gains	其他收入及收益					17,388
Other expenses	其他開支					(5,220)
Finance costs (other than interest on lease liabilities and provision for rehabilitation)	財務成本(不包括租賃負債的利息及復原撥備)					(4,284)
Share of results of joint ventures	分佔合營企業業績					833
Profit before tax	稅前利潤					<u>1,512</u>
Segment assets	分部資產	504,700	196,280	22,765	768,607	1,492,352
<i>Reconciliation:</i>	<i>對賬：</i>					
Elimination of intersegment receivables	抵銷分部間應收款項					(206,994)
Interest in joint ventures	於合營企業的權益					5,013
Deferred tax assets	遞延稅項資產					14,515
Cash and cash equivalents	現金及現金等價物					9,238
Pledged deposits	已質押存款					25
Total assets	資產總值					<u>1,314,149</u>

Notes to the Consolidated Financial Statements

綜合財務報表附註

Year ended 31 December 2025
截至2025年12月31日止年度

4. SEGMENT INFORMATION (Continued)

Year ended 31 December 2025 (Continued)

Segment liabilities	分部負債	
<i>Reconciliation:</i>	<i>對賬：</i>	
Elimination of intersegment payables	抵銷分部間應付款項	
Interest-bearing bank and other borrowings	計息銀行及其他借貸	
Tax payable	應付稅款	
Total liabilities	負債總額	
Other segment information	其他分部資料	
Depreciation and amortisation	折舊及攤銷	
Capital expenditure*	資本開支*	
Write-off of trade and other payables	撇銷應付賬款及其他應付款項	
Write-off of property, plant and equipment	撇銷物業、廠房及設備	

* Capital expenditure consists of additions to property, plant and equipment.

4. 分部資料 (續)

截至2025年12月31日止年度 (續)

High-Fe mining operation 高品位鐵礦場業務 RMB'000 人民幣千元	Trading 貿易 RMB'000 人民幣千元	Facility management 設施管理 RMB'000 人民幣千元	Corporate and others 企業及其他 RMB'000 人民幣千元	Total 合計 RMB'000 人民幣千元
259,027	150,266	9,199	88,930	507,422
				(206,994)
				82,010
				9,717
				<u>392,155</u>
11,773	1	-	724	12,498
26,906	-	-	-	26,906
-	-	-	(5,678)	(5,678)
783	-	-	-	<u>783</u>

* 資本開支包括添置物業、廠房及設備。

Notes to the Consolidated Financial Statements

綜合財務報表附註

Year ended 31 December 2025

截至2025年12月31日止年度

4. SEGMENT INFORMATION (Continued)

Year ended 31 December 2024

4. 分部資料 (續)

截至2024年12月31日止年度

		High-Fe mining operation 高品位 鐵礦場業務 RMB'000 人民幣千元	Trading 貿易 RMB'000 人民幣千元	Facility management 設施管理 RMB'000 人民幣千元	Corporate and others 企業及其他 RMB'000 人民幣千元	Total 合計 RMB'000 人民幣千元
Segment revenue	分部收入					
Sales to external customers	向外部客戶作出的銷售	67,121	454,879	20,490	–	542,490
Intersegment sales	分部間銷售	–	–	1,247	–	1,247
Revenue	收入	<u>67,121</u>	<u>454,879</u>	<u>21,737</u>	<u>–</u>	<u>543,737</u>
Segment results	分部業績	(17,716)	3,129	717	(8,946)	(22,816)
<i>Reconciliation:</i>	<i>對賬:</i>					
Other income and gain	其他收入及收益					12,402
Other expenses	其他開支					(9,976)
Finance costs (other than interest on lease liabilities and provision for rehabilitation)	財務成本 (不包括租賃 負債的利息及復原撥備)					(5,881)
Share of results of joint ventures	分佔合營企業業績					<u>1,680</u>
Profit before tax	稅前利潤					<u>(24,591)</u>
Segment assets	分部資產	486,297	184,436	11,406	751,093	1,433,232
<i>Reconciliation:</i>	<i>對賬:</i>					
Elimination of intersegment receivables	抵銷分部間應收款項					(179,640)
Interest in joint ventures	於合營企業的權益					4,180
Deferred tax assets	遞延稅項資產					12,631
Cash and cash equivalents	現金及現金等價物					11,881
Pledged deposits	已質押存款					<u>25</u>
Total assets	資產總值					<u>1,282,309</u>

Notes to the Consolidated Financial Statements

綜合財務報表附註

Year ended 31 December 2025
截至2025年12月31日止年度

4. SEGMENT INFORMATION (Continued)

Year ended 31 December 2024 (Continued)

		High-Fe mining operation 高品位 鐵礦場業務 RMB'000 人民幣千元	Trading 貿易 RMB'000 人民幣千元	Facility management 設施管理 RMB'000 人民幣千元	Corporate and others 企業及其他 RMB'000 人民幣千元	Total 合計 RMB'000 人民幣千元
Segment liabilities	分部負債	218,998	140,104	5,220	77,043	441,365
<i>Reconciliation:</i>	<i>對賬：</i>					
Elimination of intersegment payables	抵銷分部間應付款項					(179,640)
Interest-bearing bank and other borrowings	計息銀行及其他借貸					91,444
Tax payable	應付稅款					8,932
Total liabilities	負債總額					<u>362,101</u>
Other segment information	其他分部資料					
Reversal of impairment losses on other receivables	其他應收款項減值虧損撥回	-	-	-	(371)	(371)
Impairment losses on property, plant and equipment	物業、廠房及設備減值虧損	4,947	-	-	-	4,947
Impairment losses on intangible assets	無形資產減值虧損	4,152	-	-	-	4,152
Loss on disposal of property, plant and equipment	出售物業、廠房及設備的虧損	197	-	-	-	197
Depreciation and amortisation	折舊及攤銷	13,090	1	-	704	13,795
Capital expenditure*	資本開支*	16,170	-	-	-	16,170
Write-down of inventories	存貨撇減	4,691	-	-	-	4,691
Write-off of trade and other payables	撇銷應付賬款及其他應付款項	-	-	-	(1,882)	(1,882)
Write-off of property, plant and equipment	撇銷物業、廠房及設備	1,494	-	-	-	1,494

* Capital expenditure consists of additions to property, plant and equipment and intangible assets.

4. 分部資料 (續)

截至2024年12月31日止年度 (續)

* 資本開支包括添置物業、廠房及設備以及無形資產。

4. SEGMENT INFORMATION (Continued)**Entity-wide disclosures****Geographical information***(a) Revenue from external customers*

The following table sets out information about the geographical locations of the Group's revenue from external customers during the reporting period. The geographical locations of customers are determined based on the locations designated by the customers at which the goods were delivered or services were rendered.

Chinese Mainland	中國內地
------------------	------

(b) Non-current assets

Chinese Mainland	中國內地
Singapore	新加坡

The non-current asset information above is based on the locations of the assets and excludes interests in joint ventures, prepayments, other receivables and other assets and deferred tax assets.

4. 分部資料 (續)**實體整體披露****地域資料***(a) 來自外部客戶的收入*

下表載列報告期內本集團來自外部客戶收入的地域資料。客戶的地域乃基於客戶指定交付貨品或提供服務的地點釐定。

2025	2024
2025年	2024年
RMB'000	RMB'000
人民幣千元	人民幣千元
557,885	542,490

(b) 非流動資產

2025	2024
2025年	2024年
RMB'000	RMB'000
人民幣千元	人民幣千元
1,062,104	1,045,530
259	553
1,062,363	1,046,083

上述非流動資產資料以資產的所在地為基礎，且不包括於合營企業的權益、預付款項、其他應收款項及其他資產以及遞延稅項資產。

Notes to the Consolidated Financial Statements

綜合財務報表附註

Year ended 31 December 2025
截至2025年12月31日止年度

4. SEGMENT INFORMATION (Continued)

Entity-wide disclosures (Continued)

Information about major customers

Revenue from each of major customers, which amounted to 10% or more of the total revenue, is set out below:

Trading	貿易
Customer A	客戶甲
Customer B	客戶乙
Customer C	客戶丙

4. 分部資料 (續)

實體整體披露 (續)

主要客戶資料

來自佔總收入10%或以上的各名主要客戶的收入載列如下：

2025 2025年 RMB'000 人民幣千元	2024 2024年 RMB'000 人民幣千元
–	80,989
83,156	151,396
387,308	222,494

5. REVENUE, OTHER INCOME AND GAINS

An analysis of revenue is as follows:

5. 收入、其他收入及收益

收入分析如下：

	2025 2025年		2024 2024年	
	RMB'000 人民幣千元	%	RMB'000 人民幣千元	%
Revenue from contracts with customers	客戶合約收入			
Sale of industrial products:	銷售工業產品：			
High-grade iron concentrates	67,734	12.2	67,121	12.4
Steels	470,464	84.3	454,879	83.9
Rendering of facility management services	19,687	3.5	20,490	3.7
	557,885	100.0	542,490	100.0

5. REVENUE, OTHER INCOME AND GAINS

(Continued)

Revenue from contracts with customers

(a) Disaggregated revenue information

For the year ended 31 December 2025

5. 收入、其他收入及收益 (續)

客戶合約收入

(a) 已拆分收入資料

截至2025年12月31日止年度

Segments	分部	High-Fe mining operation 高品位 鐵礦場業務 RMB'000 人民幣千元	Trading 貿易 RMB'000 人民幣千元	Facility management 設施管理 RMB'000 人民幣千元	Total 合計 RMB'000 人民幣千元
Types of goods or services	貨品或服務類別				
High-grade iron concentrates	高品位鐵精礦	67,734	–	–	67,734
Trading of steels	鋼鐵貿易	–	470,464	–	470,464
Facility management services	設施管理服務	–	–	19,687	19,687
		<u>67,734</u>	<u>470,464</u>	<u>19,687</u>	<u>557,885</u>
Geographical market	地域市場				
Chinese Mainland	中國內地	<u>67,734</u>	<u>470,464</u>	<u>19,687</u>	<u>557,885</u>
Timing of revenue recognition	收入確認時間				
Goods transferred at a point in time	於某一時間點轉讓的貨品	67,734	470,464	–	538,198
Services transferred over time	隨時間轉讓的服務	–	–	19,687	19,687
		<u>67,734</u>	<u>470,464</u>	<u>19,687</u>	<u>557,885</u>

Notes to the Consolidated Financial Statements

綜合財務報表附註

Year ended 31 December 2025
截至2025年12月31日止年度

5. REVENUE, OTHER INCOME AND GAINS

(Continued)

Revenue from contracts with customers

(Continued)

(a) Disaggregated revenue information (Continued)

For the year ended 31 December 2024

Segments	分部	High-Fe mining operation 高品位 鐵礦場業務 RMB'000 人民幣千元	Trading 貿易 RMB'000 人民幣千元	Facility management 設施管理 RMB'000 人民幣千元	Total 合計 RMB'000 人民幣千元
Types of goods or services	貨品或服務類別				
High-grade iron concentrates	高品位鐵精礦	67,121	-	-	67,121
Trading of steels	鋼鐵貿易	-	454,879	-	454,879
Facility management services	設施管理服務	-	-	20,490	20,490
		<u>67,121</u>	<u>454,879</u>	<u>20,490</u>	<u>542,490</u>
Geographical market	地域市場				
Chinese Mainland	中國內地	<u>67,121</u>	<u>454,879</u>	<u>20,490</u>	<u>542,490</u>
Timing of revenue recognition	收入確認時間				
Goods transferred at a point in time	於某一時間點轉讓的貨品	67,121	454,879	-	522,000
Services transferred over time	隨時間轉讓的服務	-	-	20,490	20,490
		<u>67,121</u>	<u>454,879</u>	<u>20,490</u>	<u>542,490</u>

5. 收入、其他收入及收益 (續)

客戶合約收入 (續)

(a) 已拆分收入資料 (續)

截至2024年12月31日止年度

High-Fe mining operation 高品位 鐵礦場業務 RMB'000 人民幣千元	Trading 貿易 RMB'000 人民幣千元	Facility management 設施管理 RMB'000 人民幣千元	Total 合計 RMB'000 人民幣千元
67,121	-	-	67,121
-	454,879	-	454,879
-	-	20,490	20,490
<u>67,121</u>	<u>454,879</u>	<u>20,490</u>	<u>542,490</u>
<u>67,121</u>	<u>454,879</u>	<u>20,490</u>	<u>542,490</u>
67,121	454,879	-	522,000
-	-	20,490	20,490
<u>67,121</u>	<u>454,879</u>	<u>20,490</u>	<u>542,490</u>

Notes to the Consolidated Financial Statements

綜合財務報表附註

Year ended 31 December 2025

截至2025年12月31日止年度

5. REVENUE, OTHER INCOME AND GAINS

(Continued)

Revenue from contracts with customers

(Continued)

(b) Performance obligations

Information about the Group's performance obligations is summarised below:

Sale of industrial products

The performance obligation is satisfied upon delivery of the industrial products and payment is generally due within 120 days from delivery.

Facility management services

The performance obligation is satisfied over time as services are rendered. Consultancy and management service contracts are for periods of one year and subject to renewable on annual basis, and are billed based on the time incurred.

5. 收入、其他收入及收益 (續)

客戶合約收入 (續)

(b) 履約責任

有關本集團履約責任的資料概述如下：

銷售工業產品

於交付工業產品後即達成履約責任，款項一般於由交付起計120天內到期。

設施管理服務

履約責任隨着服務提供隨時間達成，顧問及管理服務合約為期一年，可每年續期，並根據發生時間開具發票。

5. REVENUE, OTHER INCOME AND GAINS

(Continued)

An analysis of other income and gains is as follows:

Other income	其他收入
Bank interest income	銀行利息收入
Government grants	政府補助
Sale of raw materials	原材料銷售
Guarantee fee (note 32)	擔保費(附註32)
Miscellaneous	其他
Gains	收益
Write-off of trade and other payables	撇銷應付賬款及 其他應付款項
Exchange gains, net	匯兌收益淨額
Total other income and gains	其他收入及收益總額

Note:

- (a) There were no unfulfilled conditions or contingencies relating to these government grants.

5. 收入、其他收入及收益 (續)

其他收入及收益分析如下：

Note 附註	2025 2025年 RMB'000 人民幣千元	2024 2024年 RMB'000 人民幣千元
	1	4
(a)	994	753
	240	650
	9,898	8,649
	468	464
	11,601	10,520
	5,678	1,882
	109	-
	5,787	1,882
	17,388	12,402

附註：

- (a) 概無有關該等政府補助的未達成條件或非預期事項。

Notes to the Consolidated Financial Statements

綜合財務報表附註

Year ended 31 December 2025

截至2025年12月31日止年度

6. FINANCE COSTS

An analysis of finance costs is as follows:

Interest on bank and other borrowings (note 31(a))	銀行及其他借貸的利息 (附註31(a))
Interest on mining right payable (note 24)	應付採礦權的利息 (附註24)
Interest on lease liabilities (notes 14(c), 31(a))	租賃負債的利息 (附註14(c)、31(a))
Unwinding of discount on provision (note 26)	撥備貼現值撥回(附註26)

6. 財務成本

財務成本分析如下：

2025 2025年 RMB'000 人民幣千元	2024 2024年 RMB'000 人民幣千元
2,507	3,895
1,777	1,986
1,076	1,091
495	778
5,855	7,750

Notes to the Consolidated Financial Statements

綜合財務報表附註

Year ended 31 December 2025

截至2025年12月31日止年度

7. PROFIT/(LOSS) BEFORE TAX

The Group's profit/(loss) before tax was arrived at after charging (crediting):

7. 稅前利潤／（虧損）

本集團的稅前利潤／（虧損）乃於扣除（計入）下列各項後達致：

		Notes 附註	2025 2025年 RMB'000 人民幣千元	2024 2024年 RMB'000 人民幣千元
Cost of inventories sold	已售出存貨成本		523,407	512,031
Cost of services provided	已提供服務成本		17,282	16,256
			<u>540,689</u>	<u>528,287</u>
Cost of sales	銷售成本			
Employee benefit expenses (including Directors' and chief executive's remunerations (note 8)):	僱員福利開支（包括董事及 最高行政人員薪酬 （附註8））：			
Wages and salaries	工資及薪金		24,955	23,164
Welfare and other benefits	福利及其他利益		2,091	2,232
Defined contribution fund	界定供款基金			
– Pension scheme contributions	– 退休金計劃供款		5,621	6,244
– Housing fund	– 住房公積金		525	635
Total employee benefit expenses	僱員福利開支總額		<u>33,192</u>	<u>32,275</u>
Depreciation of property, plant and equipment	物業、廠房及設備折舊	12	8,081	9,063
Depreciation of right-of-use assets	使用權資產折舊	14(a)	2,645	2,240
Amortisation of intangible assets (included in cost of sales)	無形資產攤銷（計入銷售成本）	13	1,772	2,492
Depreciation and amortisation expenses	折舊及攤銷開支		<u>12,498</u>	<u>13,795</u>
Auditor's remuneration	核數師酬金			
– Audit services	– 審計服務		1,400	1,400
– Non-audit services	– 非審計服務		400	400
Expenses relating to short-term leases (included in administrative expenses)	與短期租賃有關的開支 （計入行政開支）	14(c)	172	144
Loss on disposal of property, plant and equipment	出售物業、廠房及設備的虧損		–	197
Write-off of property, plant and equipment	撇銷物業、廠房及設備		783	1,494
Write-off of trade and other payables	撇銷應付賬款及其他應付款項		(5,678)	(1,882)

Notes to the Consolidated Financial Statements

綜合財務報表附註

Year ended 31 December 2025
截至2025年12月31日止年度

8. DIRECTORS' AND CHIEF EXECUTIVE'S REMUNERATION AND FIVE HIGHEST PAID EMPLOYEES

Directors' and chief executive's remuneration for the year, disclosed pursuant to the Rules Governing the Listing of Securities on The Stock Exchange of Hong Kong Limited ("Hong Kong Stock Exchange"), section 383(1)(a), (b), (c) and (f) of the Companies Ordinance and Part 2 of the Companies (Disclosure of Information about Benefits of Directors) Regulation, is as follows:

Fees	袍金
Other emoluments:	其他酬金：
Salaries, allowances and benefits in kind	薪金、津貼及實物利益
Defined contribution fund – Pension scheme contributions	界定供款基金 — 退休金計劃供款

8. 董事及最高行政人員薪酬以及最高薪酬的五名僱員

根據香港聯合交易所有限公司（「香港聯交所」）證券上市規則、公司條例第383(1)(a)、(b)、(c)及(f)條以及公司（披露董事利益資料）規例第2部披露本年度董事及最高行政人員的薪酬如下：

2025 2025年 RMB'000 人民幣千元	2024 2024年 RMB'000 人民幣千元
2,227	2,147
395	271
41	40
436	311
2,663	2,458

8. DIRECTORS' AND CHIEF EXECUTIVE'S REMUNERATION AND FIVE HIGHEST PAID EMPLOYEES (Continued)

Notes:

(a) Independent non-executive directors

The fees paid to independent non-executive directors during the year were as follows:

Mr. Yu Haizong	余海宗先生
Mr. Liu Yi	劉毅先生
Mr. Wu Wen	吳文先生
Mdm. Tang Guoqiong	唐國瓊女士

There were no other emoluments payable to the independent non-executive directors during the year (2024: Nil).

8. 董事及最高行政人員薪酬以及最高薪酬的五名僱員 (續)

附註：

(a) 獨立非執行董事

年內已付獨立非執行董事的袍金如下：

2025 2025年 RMB'000 人民幣千元	2024 2024年 RMB'000 人民幣千元
150	150
150	150
150	150
150	—
<u>600</u>	<u>450</u>

年內並無應付獨立非執行董事的其他酬金(2024年：無)。

Notes to the Consolidated Financial Statements

綜合財務報表附註

Year ended 31 December 2025

截至2025年12月31日止年度

8. DIRECTORS' AND CHIEF EXECUTIVE'S REMUNERATION AND FIVE HIGHEST PAID EMPLOYEES (Continued)

Notes: (Continued)

(b) Executive directors, non-executive director and the chief executive

8. 董事及最高行政人員薪酬以及最高薪酬的五名僱員 (續)

附註：(續)

(b) 執行董事、非執行董事及最高行政人員

2025	2025年	Fees 袍金 RMB'000 人民幣千元	Salaries, allowances and benefits in kind 薪金、津貼及 實物利益 RMB'000 人民幣千元	Pension Scheme contributions 退休金計劃供款 RMB'000 人民幣千元	Total 合計 RMB'000 人民幣千元
Executive directors	執行董事				
Mr. Hao Xiemin	郝謝敏先生	150	226	20	396
Mr. Wang Hu	王虎先生	150	169	21	340
		<u>300</u>	<u>395</u>	<u>41</u>	<u>736</u>
Non-executive director	非執行董事				
Mr. Teh Wing Kwan	鄭永權先生	1,327	–	–	1,327
		<u>1,627</u>	<u>395</u>	<u>41</u>	<u>2,063</u>

8. DIRECTORS' AND CHIEF EXECUTIVE'S REMUNERATION AND FIVE HIGHEST PAID EMPLOYEES (Continued)

Notes: (Continued)

(b) Executive directors, non-executive director and the chief executive (Continued)

2024	2024年	Fees	Salaries, allowances and benefits in kind 薪金、津貼及實物利益	Pension Scheme contributions 退休金計劃供款	Total
		RMB'000 人民幣千元	RMB'000 人民幣千元	RMB'000 人民幣千元	RMB'000 人民幣千元
Executive directors 執行董事					
Mr. Hao Xiemin	郝謝敏先生	150	139	20	309
Mr. Wang Hu	王虎先生	150	132	20	302
		<u>300</u>	<u>271</u>	<u>40</u>	<u>611</u>
Non-executive director 非執行董事					
Mr. Teh Wing Kwan	鄭永權先生	1,397	–	–	1,397
		<u>1,697</u>	<u>271</u>	<u>40</u>	<u>2,008</u>

8. 董事及最高行政人員薪酬以及最高薪酬的五名僱員 (續)

附註：(續)

(b) 執行董事、非執行董事及最高行政人員 (續)

Fees	Salaries, allowances and benefits in kind 薪金、津貼及實物利益	Pension Scheme contributions 退休金計劃供款	Total
RMB'000 人民幣千元	RMB'000 人民幣千元	RMB'000 人民幣千元	RMB'000 人民幣千元

執行董事 執行董事					
Mr. Hao Xiemin	郝謝敏先生	150	139	20	309
Mr. Wang Hu	王虎先生	150	132	20	302
		<u>300</u>	<u>271</u>	<u>40</u>	<u>611</u>
Non-executive director 非執行董事					
Mr. Teh Wing Kwan	鄭永權先生	1,397	–	–	1,397
		<u>1,697</u>	<u>271</u>	<u>40</u>	<u>2,008</u>

Notes to the Consolidated Financial Statements

綜合財務報表附註

Year ended 31 December 2025
截至2025年12月31日止年度

8. DIRECTORS' AND CHIEF EXECUTIVE'S REMUNERATION AND FIVE HIGHEST PAID EMPLOYEES (Continued)

Notes: (Continued)

(c) Five highest paid individuals

The five highest paid individuals during the year include three directors (2024: three). Details of directors' remuneration are set out above. Details of the remuneration for the year of the remaining two (2024: two) highest paid individuals who are neither directors nor chief executives of the Company are as follows:

Salaries, allowances and benefits in kind	薪金、津貼及實物利益
Defined contribution fund – Pension scheme contributions	界定供款基金 — 退休金計劃供款

The number of non-director and non-chief executive highest paid individuals whose remuneration fell within the following bands is as follows:

Nil to HKD1,000,000	0至1,000,000港元
---------------------	---------------

8. 董事及最高行政人員薪酬以及最高薪酬的五名僱員 (續)

附註：(續)

(c) 最高薪酬的五名人士

年內最高薪酬的五名人士包括三名（2024年：三名）董事。董事的薪酬詳情載列於上文。本年度餘下兩名（2024年：兩名）既非董事亦非本公司最高行政人員的最高薪酬人士的薪酬詳情如下：

2025 2025年 RMB'000 人民幣千元	2024 2024年 RMB'000 人民幣千元
403	680
36	70
439	750

薪酬在以下範圍內的最髙薪酬人士（非董事及非最高行政人員）的數目如下：

Number of employees 僱員數目	
2025 2025年	2024 2024年
2	2

9. INCOME TAX CREDIT

Pursuant to the rules and regulations of the Cayman Islands and the BVI, the Group was not subject to any income tax in the Cayman Islands and the BVI during the years ended 31 December 2025 and 2024.

No provision for Hong Kong profits tax has been made as the Group had no assessable profits derived from or earned in Hong Kong during the years ended 31 December 2025 and 2024.

The provision for the PRC CIT is based on the respective PRC CIT rates applicable to the subsidiaries located in Chinese Mainland as determined in accordance with the relevant income tax rules and regulations of Chinese Mainland for the year. In general, all these subsidiaries are subject to the PRC CIT rate of 25% during the year ended 31 December 2025, except for subsidiaries in the PRC which are qualified as Small Low-profit Enterprise and thus entitled to a preferential income tax rate of 20%.

Pursuant to the income tax rules and regulations in Singapore, the Group's subsidiary located in Singapore is liable to Singapore corporate income tax at a rate of 17% on the assessable profits generated for the year.

The major components of income tax (credit)/charge are as follows:

Current tax charge for the year	年內即期稅項支出
– Chinese Mainland	– 中國內地
– Singapore	– 新加坡
– Under (over) provision in prior year	– 過往年度撥備不足(超額撥備)
Deferred tax (note 17)	遞延稅項(附註17)
Total tax credit for the year	年內稅項抵免總額

9. 所得稅抵免

根據開曼群島及英屬處女群島的規則及規例，本集團在截至2025年及2024年12月31日止年度內無須繳納開曼群島及英屬處女群島任何所得稅。

本集團於截至2025年及2024年12月31日止年度並無產生自香港或於香港賺取的應課稅利潤，故並無計提香港利得稅撥備。

就中國企業所得稅作出的撥備乃基於按照本年度中國內地的相關所得稅規則及規例所釐定適用於中國內地子公司的各別中國企業所得稅稅率。總體而言，所有該等子公司在截至2025年12月31日止年度內須按25%的中國企業所得稅稅率納稅，惟中國若干子公司符合小微企業資格，因而享有20%的優惠所得稅率。

根據新加坡的所得稅規則及規例，本集團位於新加坡的子公司須就年內產生的應課稅利潤按17%的稅率繳納新加坡企業所得稅。

所得稅(抵免) / 支出的主要組成部分如下：

2025 2025年 RMB'000 人民幣千元	2024 2024年 RMB'000 人民幣千元
1,445	1,582
–	(6)
180	(666)
(1,884)	(5,412)
(259)	(4,502)

Notes to the Consolidated Financial Statements

綜合財務報表附註

Year ended 31 December 2025
截至2025年12月31日止年度

9. INCOME TAX CREDIT (Continued)

A reconciliation of the tax credit applicable to profit/(loss) before tax at the applicable tax rate for the companies within the Group to the tax charge at the effective tax rate is as follows:

		2025 2025年 RMB'000 人民幣千元	2024 2024年 RMB'000 人民幣千元
Profit/(Loss) before tax	稅前利潤／(虧損)	1,512	(24,591)
Tax at the respective statutory tax rates:	按各別法定稅率計算的稅款：		
– Chinese Mainland subsidiaries, at 25%	– 中國內地子公司，25%	(1,334)	(6,368)
– the Company and its Hong Kong subsidiaries, at 16.5%	– 本公司及其香港子公司，16.5%	313	562
– Singapore subsidiary, at 17%	– 新加坡子公司，17%	9	15
Lower tax rates enacted by local authorities	當地機關頒佈的較低稅率	(1,283)	(1,101)
Expenses not deductible for tax	不可扣稅開支	999	493
Income not subject to tax	毋須課稅收入	(363)	(98)
Tax effect of tax losses not recognised	未確認稅項虧損的稅務影響	1,225	552
Adjustments of previous periods reflected in current tax	於即期稅項反映的過往期間調整	180	(666)
Utilisation of previously unrecognised tax losses	動用過往未確認稅項虧損	(5)	–
Write-down of deferred tax assets	撥減遞延稅項資產	–	2,109
Tax credit at the Group's effective tax rate	按本集團實際稅率計算的稅項抵免	(259)	(4,502)

Note:

- (a) Expenses not deductible for tax for the years ended 31 December 2025 and 2024 mainly consist of administrative expenses incurred which are not expected to be deductible for tax.

9. 所得稅抵免 (續)

按適用於本集團旗下公司的稅前利潤／(虧損)的適用稅率計算的稅項抵免與按實際稅率計算的稅項支出對賬如下：

	2025 2025年 RMB'000 人民幣千元	2024 2024年 RMB'000 人民幣千元
Profit/(Loss) before tax	1,512	(24,591)
Tax at the respective statutory tax rates:		
– Chinese Mainland subsidiaries, at 25%	(1,334)	(6,368)
– the Company and its Hong Kong subsidiaries, at 16.5%	313	562
– Singapore subsidiary, at 17%	9	15
Lower tax rates enacted by local authorities	(1,283)	(1,101)
Expenses not deductible for tax	999	493
Income not subject to tax	(363)	(98)
Tax effect of tax losses not recognised	1,225	552
Adjustments of previous periods reflected in current tax	180	(666)
Utilisation of previously unrecognised tax losses	(5)	–
Write-down of deferred tax assets	–	2,109
Tax credit at the Group's effective tax rate	(259)	(4,502)

附註：

- (a) 截至2025年及2024年12月31日止年度的不可扣稅開支主要包括產生的預期不可扣稅行政開支。

10. DIVIDEND

During meeting of the Board held on 27 March 2026, the directors did not recommend a final dividend for the year ended 31 December 2025 (2024: Nil).

11. LOSS PER SHARE ATTRIBUTABLE TO OWNERS OF THE COMPANY

The calculation of basic loss per share is based on the loss for the year attributable to owners of the Company, and the weighted average number of ordinary shares of 2,249,015,410 (2024: 2,249,015,410) in issue during the year ended 31 December 2025.

During the year ended 31 December 2025, there were no potential dilutive ordinary shares in issue, and therefore, the diluted loss per share is the same as the basic loss per share during the current year. During the year ended 31 December 2024, no adjustment has been made to the basic loss per share amounts presented in respect of a dilution as the exercise prices of the Company's outstanding share options were higher than the average market prices for the Company's shares.

12. PROPERTY, PLANT AND EQUIPMENT

31 December 2025	2025年12月31日
Cost:	成本：
At 1 January 2025	於2025年1月1日
Additions	添置
Transferred from CIP	轉自在建工程
Write-off	撤銷
At 31 December 2025	於2025年12月31日
Accumulated depreciation and impairment:	累計折舊及減值：
At 1 January 2025	於2025年1月1日
Provided for the year (note 7)	年內撥備 (附註7)
Write-off	撤銷
At 31 December 2025	於2025年12月31日
Net carrying amount:	賬面淨額：
At 1 January 2025	於2025年1月1日
At 31 December 2025	於2025年12月31日

Buildings 樓宇 RMB'000 人民幣千元	Plant and machinery 廠房及機器 RMB'000 人民幣千元	Office equipment 辦公室設備 RMB'000 人民幣千元	Motor vehicles 機動車輛 RMB'000 人民幣千元	Mining infrastructure 採礦基建 RMB'000 人民幣千元	Construction in progress ("CIP") 在建工程 RMB'000 人民幣千元	Total 合計 RMB'000 人民幣千元
44,218	35,915	575	2,660	202,471	49,927	335,766
385	797	10	245	1,489	23,980	26,906
15,119	(37)	-	-	-	(15,082)	-
(721)	(531)	-	-	-	-	(1,252)
<u>59,001</u>	<u>36,144</u>	<u>585</u>	<u>2,905</u>	<u>203,960</u>	<u>58,825</u>	<u>361,420</u>
26,096	20,647	413	1,623	74,785	2,446	126,010
2,455	1,667	26	423	3,510	-	8,081
(220)	(249)	-	-	-	-	(469)
<u>28,331</u>	<u>22,065</u>	<u>439</u>	<u>2,046</u>	<u>78,295</u>	<u>2,446</u>	<u>133,622</u>
<u>18,122</u>	<u>15,268</u>	<u>162</u>	<u>1,037</u>	<u>127,686</u>	<u>47,481</u>	<u>209,756</u>
<u>30,670</u>	<u>14,079</u>	<u>146</u>	<u>859</u>	<u>125,665</u>	<u>56,379</u>	<u>227,798</u>

10. 股息

於2026年3月27日舉行的董事會會議上，董事不建議派付截至2025年12月31日止年度的末期股息（2024年：無）。

11. 歸屬於本公司擁有人的每股虧損

每股基本虧損乃基於歸屬於本公司擁有人的年內虧損及於截至2025年12月31日止年度內已發行普通股加權平均數2,249,015,410股（2024年：2,249,015,410股）計算。

於截至2025年12月31日止年度，並無具攤薄影響的潛在已發行普通股，故於本年度，每股攤薄虧損與每股基本虧損相同。於截至2024年12月31日止年度，由於尚未行使的本公司股份期權的行使價高於本公司股份的平均市價，故並無對已呈列的每股基本虧損金額作出任何攤薄調整。

12. 物業、廠房及設備

Notes to the Consolidated Financial Statements

綜合財務報表附註

Year ended 31 December 2025
截至2025年12月31日止年度

12. PROPERTY, PLANT AND EQUIPMENT (Continued)

12. 物業、廠房及設備 (續)

		Buildings 樓宇 RMB'000 人民幣千元	Plant and machinery 廠房及機器 RMB'000 人民幣千元	Office equipment 辦公室設備 RMB'000 人民幣千元	Motor vehicles 機動車輛 RMB'000 人民幣千元	Mining infrastructure 採礦基建 RMB'000 人民幣千元	Construction in progress ("CIP") 在建工程 RMB'000 人民幣千元	Total 合計 RMB'000 人民幣千元
31 December 2024	2024年12月31日							
Cost:	成本：							
At 1 January 2024	於2024年1月1日	43,441	35,080	575	2,660	205,425	43,258	330,439
Additions	添置	-	1,771	-	-	1,755	12,568	16,094
Transferred from CIP	轉自在建工程	4,378	1,521	-	-	-	(5,899)	-
Disposal	出售	-	(2,457)	-	-	(4,709)	-	(7,166)
Write-off	撇銷	(3,601)	-	-	-	-	-	(3,601)
		<u>44,218</u>	<u>35,915</u>	<u>575</u>	<u>2,660</u>	<u>202,471</u>	<u>49,927</u>	<u>335,766</u>
At 31 December 2024	於2024年12月31日							
Accumulated depreciation and impairment:	累計折舊及減值：							
At 1 January 2024	於2024年1月1日	25,784	21,130	381	1,134	70,826	1,488	120,743
Provided for the year (note 7)	年內撥備 (附註7)	1,983	1,386	31	415	5,248	-	9,063
Impairment loss	減值虧損	436	297	1	74	3,181	958	4,947
Disposal	出售	-	(2,166)	-	-	(4,470)	-	(6,636)
Write-off	撇銷	(2,107)	-	-	-	-	-	(2,107)
		<u>26,096</u>	<u>20,647</u>	<u>413</u>	<u>1,623</u>	<u>74,785</u>	<u>2,446</u>	<u>126,010</u>
At 31 December 2024	於2024年12月31日							
Net carrying amount:	賬面淨額：							
At 1 January 2024	於2024年1月1日	<u>17,657</u>	<u>13,950</u>	<u>194</u>	<u>1,526</u>	<u>134,599</u>	<u>41,770</u>	<u>209,696</u>
At 31 December 2024	於2024年12月31日	<u>18,122</u>	<u>15,268</u>	<u>162</u>	<u>1,037</u>	<u>127,686</u>	<u>47,481</u>	<u>209,756</u>

In accordance with the Group's accounting policies, each asset or CGU is evaluated annually at 31 December or biannually to determine whether there are any indications of impairment. If any such indications of impairment exist, a formal estimate of the recoverable amount is made.

本集團按照其會計政策每年於12月31日或每半年評估各資產或現金產生單位，以釐定是否有任何減值跡象。倘出現任何有關減值跡象，則作出可收回金額的正式估計。

12. PROPERTY, PLANT AND EQUIPMENT*(Continued)*

In assessing whether an impairment is required, the carrying value of each asset or CGU is compared with its recoverable amount. The recoverable amount is the higher of the CGU's fair value less costs of disposal and VIU. Management has performed impairment assessment on all of the carrying amounts of the Group's property, plant and equipment, intangible assets and right-of-use assets with an indication of impairment identified. For the purpose of impairment assessment, the High-Fe Mining CGU (comprising the property, plant and equipment, the intangible assets and the right-of-use assets of Aba Mining) and the Shigou Gypsum Mine CGU (comprising the property, plant and equipment, and the intangible assets) are treated as separate CGU. The recoverable amounts of High-Fe Mining CGU and Shigou Gypsum Mine CGU were estimated based on its VIU determined by discounting the future cash flows to be generated from the continuing use of these assets. The VIUs calculation use cash flow projections based on a 5-year financial budget approved by the management of the Group as well as factors such as the remaining life of the mines, production plan of the mines, long term growth rate ranging from 2% and 2.5% (2024: between 2% and 2.5%), and pre-tax discount rates ranging between 11.37% and 13.88% (2024: between 11.92% and 16.12%) depending on the nature of each CGU.

In determining some of the key assumptions, Management considered both internal and external sources of information where appropriate. Management considers the estimates applied in this impairment assessment are reasonable. However, such estimates are subject to significant uncertainties and judgements.

Other key assumptions used in the estimation of VIU are as follows:

Resources – These represent one of the key factors the management has considered during the impairment testing, which comprise resources (measured, indicated and inferred) estimated, on the basis of appropriate geological evidence and sampling, with reference to the resources statements prepared by appropriate competent persons.

12. 物業、廠房及設備 (續)

於評估是否須作出減值時，本集團會比較各資產或現金產生單位的賬面值與可收回金額。可收回金額為現金產生單位的公平值減出售成本與使用價值兩者的較高者。管理層已對已識別減值跡象的本集團物業、廠房及設備、無形資產以及使用權資產的所有賬面金額進行減值評估。為評估減值，高品位鐵礦場現金產生單位（包括阿壩礦業的物業、廠房及設備、無形資產以及使用權資產）及石溝石膏礦現金產生單位（包括物業、廠房及設備以及無形資產）被視為獨立的現金產生單位處理。高品位鐵礦場現金產生單位及石溝石膏礦現金產生單位的可收回金額基於其使用價值（透過貼現持續使用此等資產所產生的未來現金流釐定）估計。使用價值基於經本集團管理層批准的5年期財務預算，以及礦場剩餘年期、礦場生產計劃、長期增長率介乎2%至2.5%（2024年：介乎2%至2.5%）及稅前貼現率介乎11.37%至13.88%（2024年：介乎11.92%至16.12%）（視乎每個現金產生單位的性質而定）等因素，使用現金流量預測計算。

於釐定部分主要假設時，管理層已按適用情況考慮內部及外部資料來源。管理層認為，本減值評估所用的估計屬合理。然而，該等估計涉及重大不確定性及判斷。

估計使用價值時使用的其他主要假設如下：

資源量 – 乃管理層於減值測試時已考慮的關鍵因素之一，包括參考適當合資格人士所編製的資源量報表，基於適當地質證據及採樣而得出的估計資源量（探明、控制及推斷）。

Notes to the Consolidated Financial Statements

綜合財務報表附註

Year ended 31 December 2025
截至2025年12月31日止年度

12. PROPERTY, PLANT AND EQUIPMENT

(Continued)

Commodity prices – Forecast commodity prices are based on management's estimates and are derived from forward price curves and long-term views of domestic supply and demand, building on past experience of the industry and consistent with external sources. These prices were adjusted to arrive at appropriate consistent price assumptions for the different qualities and type of commodities, or, where appropriate, contracted prices were applied. These prices are reviewed at least annually.

Budgeted gross margins – The basis used to determine the value assigned to the budgeted gross margins is the average gross margin achieved in the recent years for High-Fe Mining CGUs and Shigou Gypsum Mine CGUs, adjusted for management's expectations for possible changes in the production costs and estimated market prices.

Production volumes – Estimated production volumes are based on the detailed life of mine plans and take into account development plans of the mine agreed by management as part of the long-term planning process.

Discount rate – The discount rates used are pre-tax and reflect specific risks relating to the relevant units.

Capital requirements – The determination of estimated capital requirements is based on the expertise of both internal and external technical specialists, after considering, among others, the overall mine design and planning, mining and processing technologies, operational efficiency etc, as applicable.

The values assigned to key assumptions are consistent with external information sources.

12. 物業、廠房及設備 (續)

商品價格—預測商品價格的基準為管理層按過往期間經驗作出的估計，以遠期價格曲線及對境內供需的長遠預測得出，與外界資料一致。該等價格已作調整，以就不同質量及類型的商品達致適當而一致的價格假設或在適當情況下應用訂約價。該等價格至少每年檢討。

預算毛利率—用於釐定給予預算毛利率的價值的基準為高品位鐵礦場現金產生單位及石溝石膏礦現金產生單位近年達到的平均毛利率，並就管理層對生產成本及估計市價的可能變動的預期作出調整。

產量—估計產量建基於礦場計劃的具體年期，並考慮管理層於長期規劃過程中同意的礦場發展計劃。

貼現率—所採用的貼現率未扣除稅項，並反映與有關單位相關的特定風險。

資本要求—基於內外部技術專業人員的專業知識釐定估計資本要求，當中因應適用情況已考慮（其中包括）總體礦場設計及規劃、開採及洗選技術、營運效率等。

給予主要假設的價值與外部資料來源一致。

12. PROPERTY, PLANT AND EQUIPMENT

(Continued)

Based on the assessment performed as at 31 December 2024, the recoverable amount of the High-Fe Mining CGU was determined to be lower than its carrying amount. Accordingly, an impairment loss of approximately RMB4,947,000 was recognised in profit or loss and allocated to property, plant and equipment within the CGU. Following the recognition of the impairment loss, the carrying amount of the High-Fe Mining CGU was reduced by approximately RMB4,947,000 as at 31 December 2024.

Based on the impairment assessments performed as at 31 December 2025, the recoverable amounts of the High-Fe Mining CGU and the Shigou Gypsum Mine CGU exceeded their respective carrying amounts, no additional impairment loss was recognised for the year ended 31 December 2025.

12. 物業、廠房及設備 (續)

基於在2024年12月31日進行的評估，高品位鐵礦場現金產生單位的可收回金額被釐定為低於其賬面金額。因此，減值虧損約人民幣4,947,000元已於損益確認，並分配至該現金產生單位內的物業、廠房及設備。於確認減值虧損後，於2024年12月31日，高品位鐵礦場現金產生單位的賬面金額已扣減約人民幣4,947,000元。

基於在2025年12月31日進行的減值評估，高品位鐵礦場現金產生單位及石溝石膏礦現金產生單位的可收回金額超出其各自的賬面金額，故截至2025年12月31日止年度並無確認額外減值虧損。

Notes to the Consolidated Financial Statements

綜合財務報表附註

Year ended 31 December 2025
截至2025年12月31日止年度

13. INTANGIBLE ASSETS

13. 無形資產

31 December 2025

2025年12月31日

Cost:

At 1 January 2025 and
31 December 2025

成本：

於2025年1月1日及2025年
12月31日

**Accumulated amortisation and
impairment:**

At 1 January 2025
Amortisation provided
during the year (note 7)

累計攤銷及減值：

於2025年1月1日
年內計提的攤銷撥備
(附註7)

At 31 December 2025

於2025年12月31日

Net carrying amount:

At 1 January 2025

賬面淨額：

於2025年1月1日

At 31 December 2025

於2025年12月31日

Mining rights 採礦權 RMB'000 人民幣千元	Exploration rights and assets 勘探權及資產 RMB'000 人民幣千元	Software 軟件 RMB'000 人民幣千元	Total 合計 RMB'000 人民幣千元
<u>956,776</u>	<u>76</u>	<u>237</u>	<u>957,089</u>
<u>141,462</u>	<u>–</u>	<u>60</u>	<u>141,522</u>
<u>1,749</u>	<u>–</u>	<u>23</u>	<u>1,772</u>
<u>143,211</u>	<u>–</u>	<u>83</u>	<u>143,294</u>
<u>815,314</u>	<u>76</u>	<u>177</u>	<u>815,567</u>
<u>813,565</u>	<u>76</u>	<u>154</u>	<u>813,795</u>

13. INTANGIBLE ASSETS (Continued)

13. 無形資產 (續)

		Mining rights 採礦權 RMB'000 人民幣千元	Exploration rights and assets 勘探權及資產 RMB'000 人民幣千元	Software 軟件 RMB'000 人民幣千元	Total 合計 RMB'000 人民幣千元
31 December 2024	2024年12月31日				
Cost:	成本：				
At 1 January 2024	於2024年1月1日	956,776	–	237	957,013
Additions	添置	–	76	–	76
At 31 December 2024	於2024年12月31日	956,776	76	237	957,089
Accumulated amortisation and impairment:	累計攤銷及減值：				
At 1 January 2024	於2024年1月1日	134,842	–	36	134,878
Amortisation provided during the year (note 7)	年內計提的攤銷撥備 (附註7)	2,468	–	24	2,492
Impairment loss	減值虧損	4,152	–	–	4,152
At 31 December 2024	於2024年12月31日	141,462	–	60	141,522
Net carrying amount:	賬面淨額：				
At 1 January 2024	於2024年1月1日	821,934	–	201	822,135
At 31 December 2024	於2024年12月31日	815,314	76	177	815,567

As at 31 December 2025, the mining rights of Maoling-Yanglongshan Mine with a net carrying amount of RMB163,857,000 (2024: RMB165,606,000) were pledged to secure the Group's bank loans (note 25(a)).

An impairment assessment of the mining rights was performed together with the related property, plant and equipment (as disclosed in note 12), as these assets form part of the High-Fe Mining CGU.

於2025年12月31日，賬面淨額為人民幣163,857,000元（2024年：人民幣165,606,000元）的毛嶺—羊龍山鐵礦採礦權已作質押，作為本集團銀行貸款的擔保（附註25(a)）。

由於採礦權及相關物業、廠房及設備構成高品位鐵礦場現金產生單位，故採礦權已連同相關物業、廠房及設備（如附註12所披露）進行減值評估。

Notes to the Consolidated Financial Statements

綜合財務報表附註

Year ended 31 December 2025

截至2025年12月31日止年度

13. INTANGIBLE ASSETS (Continued)

Based on the assessment performed for the year ended 31 December 2024, the recoverable amount of the High-Fe Mining CGU was determined to be lower than its carrying amount. Accordingly, an impairment loss of approximately RMB4,152,000 was recognised in profit or loss and allocated to the mining rights within the CGU. Following the recognition of the impairment loss, the carrying amount of the mining rights was reduced by approximately RMB4,152,000 as at 31 December 2024.

Based on the impairment assessment performed as at 31 December 2025, the recoverable amount of the High-Fe Mining CGU exceeded its carrying amount. Accordingly, no additional impairment loss was recognised in respect of the mining rights for the year ended 31 December 2025.

14. LEASES

The Group as a lessee

The Group has lease contracts for office premises and various items of plant and machinery used in its operations. During the reporting period, the Group entered into certain long-term lease contracts for items of plant and machinery. Leases of office premises have lease term within 3 years. Leases of plant and machinery generally have lease term between 1 and 20 years. Generally, the Group is restricted from assigning and subleasing the leased assets outside the Group.

13. 無形資產 (續)

基於在截至2024年12月31日止年度進行的評估，高品位鐵礦場現金產生單位的可收回金額被釐定低於其賬面金額。因此，減值虧損約人民幣4,152,000元已於損益確認，並分配至該現金產生單位內的採礦權。於確認減值虧損後，於2024年12月31日，採礦權的賬面金額已扣減約人民幣4,152,000元。

基於在2025年12月31日進行的減值評估，高品位鐵礦場現金產生單位的可收回金額超出其賬面金額。因此，截至2025年12月31日止年度並無就採礦權確認額外減值虧損。

14. 租賃

本集團作為承租人

本集團就業務所用多個辦公室物業以及不同廠房及機器項目訂立租賃合約。於報告期內，本集團就廠房及機器項目訂立若干長期租賃合約。辦公室物業租賃的租期為3年內。廠房及機器租賃的租期一般為1至20年。一般而言，本集團不可將租賃資產轉讓及分租予本集團以外人士。

14. LEASES (Continued)**The Group as a lessee (Continued)****(a) Right-of-use assets**

The carrying amounts of the Group's right-of-use assets and the movements during the year are as follows:

As at 1 January 2025	於2025年1月1日
Addition	添置
Depreciation charge (note 7)	折舊支出(附註7)
Exchange realignment	匯兌調整
As at 31 December 2025	於2025年12月31日

14. 租賃(續)**本集團作為承租人(續)****(a) 使用權資產**

本集團使用權資產的賬面金額及年內變動如下：

Office premises 辦公室物業 RMB'000 人民幣千元	Plant and machinery 廠房及機器 RMB'000 人民幣千元	Total 合計 RMB'000 人民幣千元
554	20,206	20,760
–	2,640	2,640
(310)	(2,335)	(2,645)
15	–	15
259	20,511	20,770

Office premises 辦公室物業 RMB'000 人民幣千元	Plant and machinery 廠房及機器 RMB'000 人民幣千元	Total 合計 RMB'000 人民幣千元
864	22,144	23,008
(302)	(1,938)	(2,240)
(8)	–	(8)
554	20,206	20,760

Notes to the Consolidated Financial Statements

綜合財務報表附註

Year ended 31 December 2025
截至2025年12月31日止年度

14. LEASES (Continued)

The Group as a lessee (Continued)

(b) Lease liabilities

The carrying amount of lease liabilities and the movements during the year are as follows:

Carrying amount at 1 January	於1月1日的賬面金額
New lease (note 31(a))	新租賃(附註31(a))
Accretion of interest recognised during the year (note 6)	年內確認的應計利息(附註6)
Payments	付款
Exchange realignment	匯兌調整
Carrying amount at 31 December	於12月31日的賬面金額
Analysed into:	分析為:
Current portion	流動部分
Non-current portion	非流動部分

The maturity analysis of lease liabilities is disclosed in note 37 to the consolidated financial statements.

14. 租賃(續)

本集團作為承租人(續)

(b) 租賃負債

租賃負債的賬面金額及年內變動如下:

2025 2025年 RMB'000 人民幣千元	2024 2024年 RMB'000 人民幣千元
21,083	23,213
2,640	-
1,076	1,091
(3,667)	(3,213)
15	(8)
21,147	21,083
2,019	2,226
19,128	18,857

租賃負債的到期狀況分析於綜合財務報表附註37披露。

14. LEASES (Continued)**The Group as a lessee (Continued)**

(c) The amounts recognised in profit or loss in relation to leases are as follows:

Interest on lease liabilities (note 6)	租賃負債的利息 (附註6)
Depreciation charge of right-of-use assets (note 14(a))	使用權資產的折舊支出 (附註14(a))
Expense relating to short-term leases (included in administrative expenses) (notes 7 and 31(b))	與短期租賃有關的開支 (計入行政開支) (附註7及31(b))
Total amount recognised in profit or loss	於損益確認的總額

(d) The total cash outflow for leases is disclosed in note 31(b) to the consolidated financial statements.

15. INTERESTS IN JOINT VENTURES

Carrying amount at 1 January	於1月1日的賬面金額
Investments, at cost	投資 (按成本)
Share of profit and total comprehensive income of joint ventures	分佔合營企業的利潤及全面收益總額
Carrying amount at 31 December	於12月31日的賬面金額

14. 租賃 (續)**本集團作為承租人 (續)**

(c) 就租賃於損益確認的金額如下：

2025 2025年 RMB'000 人民幣千元	2024 2024年 RMB'000 人民幣千元
1,076	1,091
2,645	2,240
172	144
3,893	3,475

(d) 租賃的現金流出總額於綜合財務報表附註31(b)披露。

15. 於合營企業的權益

2025 2025年 RMB'000 人民幣千元	2024 2024年 RMB'000 人民幣千元
4,180	–
–	2,500
833	1,680
5,013	4,180

Notes to the Consolidated Financial Statements

綜合財務報表附註

Year ended 31 December 2025
截至2025年12月31日止年度

15. INTERESTS IN JOINT VENTURES (Continued)

As at 31 December 2025, the Group had interests in the following joint ventures:

Name of joint ventures	Place of incorporation/ registration and business 註冊成立/ 登記及營業地點	Registered share capital 註冊股本	Percentage of equity interests attributable to the Company 歸屬於本公司的 股本權益百分比	Principal activities 主要業務
Sichuan Shengjiawei Property Service Co., Ltd.* ("Sichuan Shengjiawei") 四川省盛佳威物業服務有限公司 (「四川盛佳威」)	PRC 中國	RMB5,000,000 人民幣 5,000,000元	50% ^(a)	Facility management services 設施管理服務
Sichuan Yufengwei Property Service Co., Ltd.* ("Sichuan Yufengwei") 四川省宇豐威物業服務有限公司 (「四川宇豐威」)	PRC 中國	RMB5,000,000 人民幣 5,000,000元	50% ^(b)	Facility management services 設施管理服務

* English name is for identification purpose only.

Notes:

- (a) On 7 December 2024, an indirectly wholly-owned subsidiary of the Company, Sichuan Lingwei, has entered into a capital contribution agreement with an independent third party (the "JV partner 1") to incorporate a joint venture company, namely Sichuan Shengjiawei, with nil identifiable assets, pursuant to which the Group and the JV partner 1, an independent third party, held as to 50% and 50%, respectively. Pursuant to the capital contribution agreement, each of Sichuan Lingwei and the JV partner 1 is entitled to appoint 2 out of 4 board members of Sichuan Shengjiawei and the key strategic financial and operating decisions in relation to Sichuan Shengjiawei's operation require the unanimous consent of all board members. In the opinion of the Directors, these key decisions are related to the activities that significantly affect the returns of Sichuan Shengjiawei. Accordingly, neither Sichuan Lingwei nor the JV partner 1 has the ability to control Sichuan Shengjiawei unilaterally and Sichuan Shengjiawei is therefore considered as jointly controlled by Sichuan Lingwei and the JV partner 1. As the Group has rights to the net assets of the joint arrangement, Sichuan Shengjiawei is accounted for as a joint venture of the Group.

15. 於合營企業的權益 (續)

於2025年12月31日，本集團於以下合營企業擁有權益：

Name of joint ventures	Place of incorporation/ registration and business 註冊成立/ 登記及營業地點	Registered share capital 註冊股本	Percentage of equity interests attributable to the Company 歸屬於本公司的 股本權益百分比	Principal activities 主要業務
Sichuan Shengjiawei Property Service Co., Ltd.* ("Sichuan Shengjiawei") 四川省盛佳威物業服務有限公司 (「四川盛佳威」)	PRC 中國	RMB5,000,000 人民幣 5,000,000元	50% ^(a)	Facility management services 設施管理服務
Sichuan Yufengwei Property Service Co., Ltd.* ("Sichuan Yufengwei") 四川省宇豐威物業服務有限公司 (「四川宇豐威」)	PRC 中國	RMB5,000,000 人民幣 5,000,000元	50% ^(b)	Facility management services 設施管理服務

* 英文名稱僅供識別

附註：

- (a) 於2024年12月7日，本公司的間接全資子公司四川凌威與一名獨立第三方（「合營企業夥伴甲」）訂立一份出資協議，以註冊成立一間合營企業四川盛佳威，並無可識別資產，據此，本集團與獨立第三方合營企業夥伴甲分別持有50%及50%權益。根據出資協議，在四川盛佳威董事會4名成員中，四川凌威與合營企業夥伴甲各自有權委任2名，而有關四川盛佳威業務的關鍵戰略性財務及營運決定均須經全體董事會成員一致同意。董事認為，該等關鍵決定與顯著影響四川盛佳威回報的活動有關。因此，四川凌威與合營企業夥伴甲均無能力單方面控制四川盛佳威，故四川盛佳威被視為受四川凌威與合營企業夥伴甲共同控制。由於本集團享有合營安排淨資產，故四川盛佳威入賬列作本集團的合營企業。

15. INTERESTS IN JOINT VENTURES (Continued)

Notes: (Continued)

- (b) On 7 December 2024, an indirectly wholly-owned subsidiary of the Company, Sichuan Lingwei, has entered into a capital contribution agreement with an independent third party (the "JV partner 2") to incorporate a joint venture company, namely Sichuan Yufengwei, with nil identifiable assets, pursuant to which the Group and the JV partner 2, an independent third party, held as to 50% and 50%, respectively. Pursuant to the capital contribution agreement, each of Sichuan Lingwei and the JV partner 2 is entitled to appoint 2 out of 4 board members of Sichuan Yufengwei and the key strategic financial and operating decisions in relation to Sichuan Yufengwei's operation require the unanimous consent of all board members. In the opinion of the Directors, these key decisions are related to the activities that significantly affect the returns of Sichuan Yufengwei. Accordingly, neither the Sichuan Lingwei nor the JV partner 2 has the ability to control Sichuan Yufengwei unilaterally and Sichuan Yufengwei is therefore considered as jointly controlled by Sichuan Lingwei and the JV partner 2. As the Group has rights to the net assets of the joint arrangement, Sichuan Yufengwei is accounted for as a joint venture of the Group.

15. 於合營企業的權益 (續)

附註：(續)

- (b) 於2024年12月7日，本公司的間接全資子公司四川凌威與一名獨立第三方（「合營企業夥伴乙」）訂立一份出資協議，以註冊成立一間合營企業四川宇豐威，並無可識別資產，據此，本集團與獨立第三方合營企業夥伴乙分別持有50%及50%權益。根據出資協議，在四川宇豐威董事會4名成員中，四川凌威與合營企業夥伴乙各自有權委任2名，而有關四川宇豐威業務的關鍵戰略性財務及營運決定均須經全體董事會成員一致同意。董事認為，該等關鍵決定與顯著影響四川宇豐威回報的活動有關。因此，四川凌威與合營企業夥伴乙均無能力單方面控制四川宇豐威，故四川宇豐威被視為受四川凌威與合營企業夥伴乙共同控制。由於本集團享有合營安排淨資產，故四川宇豐威入賬列作本集團的合營企業。

Notes to the Consolidated Financial Statements

綜合財務報表附註

Year ended 31 December 2025
截至2025年12月31日止年度

15. INTERESTS IN JOINT VENTURES (Continued)

Relationship with joint ventures

Sichuan Shengjiawei and Sichuan Yufengwei are engaged in the provision of facility management services in PRC, which could allow the Group to leverage the facilities management expertise of other joint venturers to expand the Group's facility management business.

Fair value of investments

Sichuan Shengjiawei and Sichuan Yufengwei are not listed and there is no quoted market price available for the investments.

Financial information of joint ventures

The table below shows, in aggregate, the carrying amount and the Group's share of results of joint ventures that are not individually material and accounted for using the equity method.

Carrying amount of interests	權益賬面金額
Group's share of profit and total comprehensive income for the year	本集團分佔年內利潤及全面收益總額

15. 於合營企業的權益 (續)

與合營企業的關係

四川盛佳威及四川宇豐威於中國從事提供設施管理服務，可讓本集團借助其他合營企業的設施管理專業知識拓展本集團的設施管理業務。

投資公平值

四川盛佳威及四川宇豐威並無上市，該等投資並無市場報價。

合營企業的財務資料

下表列示個別並不重大及使用權益法入賬的合營企業按彙集計算的賬面金額及本集團分佔該等合營企業的業績。

2025 2025年 RMB'000 人民幣千元	2024 2024年 RMB'000 人民幣千元
<u>5,013</u>	<u>4,180</u>
Year ended 31 December 2025 截至2025年 12月31日止年度 RMB'000 人民幣千元	Year ended 31 December 2024 截至2024年 12月31日止年度 RMB'000 人民幣千元
<u>833</u>	<u>1,680</u>

16. PREPAYMENTS, OTHER RECEIVABLES AND OTHER ASSETS

16. 預付款項、其他應收款項及其他資產

		Notes 附註	2025 2025年 RMB'000 人民幣千元	2024 2024年 RMB'000 人民幣千元
<i>Current portion:</i>				
<i>流動部分：</i>				
Prepayments consisting of:	預付款項包括：			
Purchase of raw materials	購買原材料	(a)	39,485	103,187
Utilities	公用服務		121	167
Other prepayments	其他預付款項		908	863
Other receivables consisting of:	其他應收款項包括：			
Deductible value-added tax input	可扣減進項增值稅		1,252	887
Other receivables	其他應收款項		3,717	3,310
			45,483	108,414
Impairment allowance	減值備抵	(b)	(235)	(235)
			45,248	108,179
<i>Non-current portion:</i>				
<i>非流動部分：</i>				
Prepayment for the maintenance of a road	道路維護預付款項		323	373
			45,571	108,552

Notes to the Consolidated Financial Statements

綜合財務報表附註

Year ended 31 December 2025

截至2025年12月31日止年度

16. PREPAYMENTS, OTHER RECEIVABLES AND OTHER ASSETS (Continued)

Notes:

- (a) The balance represents prepayment for purchase of steels for trading business to suppliers, independent third parties in accordance with the terms of contract.
- (b) The movements in the loss allowance for impairment of financial assets included in prepayments, other receivables and other assets are as follows:

At beginning of year	於年初
Reversal of impairment loss	減值虧損撥回
At end of year	於年終

Where applicable, impairment analysis is performed at each reporting date by considering expected credit losses, which are estimated by applying a loss rate approach with reference to the historical loss record of the Group. The loss rate is adjusted to reflect the current conditions and forecasts of future economic conditions, as appropriate.

16. 預付款項、其他應收款項及其他資產 (續)

附註：

- (a) 該結餘指就貿易業務購買鋼材而按照合約條款向多名獨立第三方供應商預付的款項。
- (b) 計入預付款項、其他應收款項及其他資產的金融資產的減值虧損備抵變動如下：

2025 2025年 RMB'000 人民幣千元	2024 2024年 RMB'000 人民幣千元
235	606
—	(371)
235	235

在適用情況下，本集團會於各報告日期透過考慮預期信用損失進行減值分析，而預期信用損失乃參照本集團的歷史虧損紀錄應用虧損率方法估計。本集團會調整虧損率，以反映當前狀況及對未來經濟狀況的預測（如適用）。

17. DEFERRED TAX

The movements in deferred tax assets during the year are as follows:

		Losses available for offsetting against taxable profits	Excess tax depreciation over book value of fixed assets	Provision for rehabilitation	Provision for impairment	Others	Total
		可供抵 銷應課稅 利潤的虧損	稅項折舊 超出賬面值 的差額	復原撥備	減值撥備	其他	合計
		RMB'000 人民幣千元	RMB'000 人民幣千元	RMB'000 人民幣千元	RMB'000 人民幣千元	RMB'000 人民幣千元	RMB'000 人民幣千元
At 1 January 2024	於2024年1月1日	2,109	2,772	783	765	790	7,219
Deferred tax credited/(charged) to profit or loss during the year (note 9)	年內在損益入賬/(扣除) 的遞延稅項(附註9)	(398)	2,084	252	3,449	25	5,412
Deferred tax assets at 31 December 2024	於2024年12月31日的 遞延稅項資產	1,711	4,856	1,035	4,214	815	12,631
At 1 January 2025	於2025年1月1日	1,711	4,856	1,035	4,214	815	12,631
Deferred tax credited/ (charged) to profit or loss during the year (note 9)	年內在損益入賬/(扣除) 的遞延稅項(附註9)	6,068	(3,219)	195	(1,173)	13	1,884
Deferred tax assets at 31 December 2025	於2025年12月31日的 遞延稅項資產	7,779	1,637	1,230	3,041	828	14,515

For the purpose of presentation in the consolidated financial statements, the following is the analysis of the deferred taxation:

為於綜合財務報表呈列而對遞延稅項作出的分析如下：

		2025 2025年 RMB'000 人民幣千元	2024 2024年 RMB'000 人民幣千元
Deferred tax assets	遞延稅項資產	18,810	13,111
Deferred tax liabilities	遞延稅項負債	(4,295)	(480)
		14,515	12,631

Notes to the Consolidated Financial Statements

綜合財務報表附註

Year ended 31 December 2025
截至2025年12月31日止年度

17. DEFERRED TAX (Continued)

As at 31 December 2025, the Group has tax losses arising from Chinese Mainland of RMB13,940,000 (2024: RMB409,915,000) that would expire in one to five years and other deductible temporary differences of RMB112,153,000 (2024: RMB112,153,000) that were available for offsetting against future taxable profits. Deferred tax assets have not been recognised in respect of these losses and deductible temporary differences as it is not considered probable that taxable profits will be available against which they can be utilised.

Deferred tax assets related to the PRC subsidiaries have been provided at the enacted corporate income tax rate of 25%.

Pursuant to the income tax rules and regulations of the PRC, a 10% withholding tax is levied on dividends declared to foreign investors from the foreign investment enterprises established in Chinese Mainland. The requirement has been effective from 1 January 2008 and applied to earnings after 31 December 2007. A lower withholding tax rate may be applied if there is a tax treaty between Chinese Mainland and the jurisdiction of the foreign investors. The withholding tax rate for the Group is 10%.

As at 31 December 2025, no deferred tax liability has been recognised for withholding taxes that would be payable on the unremitted earnings that are subject to withholding taxes of the Group's subsidiaries established in Chinese Mainland. In the opinion of the Directors, it is not probable that these subsidiaries will distribute such earnings in the foreseeable future.

17. 遞延稅項 (續)

於2025年12月31日，本集團有源自中國內地、將於一至五年內到期的稅項虧損人民幣13,940,000元（2024年：人民幣409,915,000元）及其他可扣減暫時差額人民幣112,153,000元（2024年：人民幣112,153,000元），可用以抵銷未來應課稅利潤。由於本集團認為不大可能有應課稅利潤可用以抵銷稅項虧損及可扣減暫時差額，故並無就上述虧損及可扣減暫時差額確認遞延稅項資產。

與中國子公司有關的遞延稅項資產已按25%的已頒佈企業所得稅稅率計提。

根據中國的所得稅規則及規例，對向在中國內地成立的外資企業中的外國投資者宣派的股息徵收10%的預扣稅。該規定已由2008年1月1日起生效，並適用於2007年12月31日後的盈利。倘若中國內地與外國投資者所在司法權區之間存在稅務協定，則可能會應用較低的預扣稅率。對本集團而言，預扣稅率為10%。

於2025年12月31日，就本集團於中國內地成立的子公司須繳納預扣稅的未匯款盈利而言，概無確認與該等應付預扣稅有關的遞延稅項負債。董事認為，該等子公司不大可能於可見將來分派該等盈利。

18. INVENTORIES

Raw materials	原材料
Spare parts and consumables	後備配件及消耗品
Finished goods	成品
Costs to fulfil contracts	履行合約的成本
Less: Write-down of inventories	減：存貨撇減

18. 存貨

2025 2025年 RMB'000 人民幣千元	2024 2024年 RMB'000 人民幣千元
6,928	10,848
6,284	5,713
1,253	5,266
172	3,190
14,637	25,017
–	(4,691)
14,637	20,326

19. TRADE AND BILLS RECEIVABLES

Trade receivables	應收賬款
Bills receivable	應收票據

19. 應收賬款及票據

2025 2025年 RMB'000 人民幣千元	2024 2024年 RMB'000 人民幣千元
161,621	75,494
319	–
161,940	75,494

The Group's trading terms with its customers are mainly on credit. During the year, the Group granted credit terms ranging from one month to four months (2024: one month to four months) to its customers. Trade receivables are non-interest-bearing and unsecured.

本集團與客戶的貿易條款主要為賒賬形式。年內，本集團給予客戶一至四個月（2024年：一至四個月）的信用期。應收賬款為不計息及無抵押。

Notes to the Consolidated Financial Statements

綜合財務報表附註

Year ended 31 December 2025
截至2025年12月31日止年度

19. TRADE AND BILLS RECEIVABLES (Continued)

An ageing analysis of the trade receivables as at the end of each reporting period, based on the date of revenue recognised, is as follows:

Within 3 months	3個月內
3 to 6 months	3至6個月
6 to 9 months	6至9個月
9 to 12 months	9至12個月
Over 1 year	超過1年

An impairment analysis is performed at each reporting date using a provision matrix to measure expected credit losses. The provision rates are based on days past due for groupings of various customer segments with similar loss patterns (i.e. by customer type and rating). The calculation reflects the probability-weighted outcome and reasonable and supportable information that is available at the reporting date about past events, current conditions and forecasts of future economic conditions. Generally, trade receivables are written off if past due and are not subject to enforcement activity.

19. 應收賬款及票據 (續)

於各報告期末，應收賬款基於收入確認日期的賬齡分析如下：

2025 2025年 RMB'000 人民幣千元	2024 2024年 RMB'000 人民幣千元
99,266	74,779
60,896	705
477	10
858	–
124	–
161,621	75,494

於各報告日期，本集團利用撥備矩陣計量預期信用損失，以進行減值分析。撥備率乃基於多個具有類似虧損模式的客戶分部組別（即按客戶類別及評級劃分）的逾期天數釐定。計算方法反映概率加權結果及於報告日期可獲得有關過往事件、當前狀況及未來經濟狀況預測的合理而具理據支持的資料。一般而言，應收賬款如逾期及不受強制執行活動所限，則會撇銷。

19. TRADE AND BILLS RECEIVABLES (Continued)

Set out below is the information about the credit risk exposure on the Group's trade receivables using a provision matrix:

As at 31 December 2025

Expected credit loss rate	預期信用損失率
Gross carrying amount (RMB'000)	賬面總額 (人民幣千元)
Expected credit losses (RMB'000)	預期信用損失 (人民幣千元)

As at 31 December 2024

Expected credit loss rate	預期信用損失率
Gross carrying amount (RMB'000)	賬面總額 (人民幣千元)
Expected credit losses (RMB'000)	預期信用損失 (人民幣千元)

Transfers of financial assets that are not derecognised in their entirety

The Group endorsed bank acceptance bills to its suppliers for settling trade payables of the same amounts on a full recourse basis. All bank acceptance bills had a maturity term from one to six months at the end of the reporting period. The bank acceptance bills with a total carrying amount of RMB319,000 (2024: Nil) endorsed by the Group to its suppliers as at 31 December 2025 to settle trade payables of the same amounts, were not derecognised. In the opinion of the Directors, the Group retained substantially all risks and rewards of these bank acceptance bills, and accordingly, it continued to recognise the full carrying amounts of these bills receivable and the associated liabilities.

19. 應收賬款及票據 (續)

下文載列利用撥備矩陣得出本集團應收賬款所面對信貸風險的資料：

於2025年12月31日

Current 即期	Past due 逾期	Total 總計
-	-	-
99,266	62,355	161,621
<u>-</u>	<u>-</u>	<u>-</u>

於2024年12月31日

Current 即期	Past due 逾期	Total 總計
-	-	-
74,779	715	75,494
<u>-</u>	<u>-</u>	<u>-</u>

轉讓不會全數終止確認的金融資產

本集團按全數追討基準向供應商批註銀行承兌票據，以清償相同金額的應付賬款。於報告期末，所有銀行承兌票據為期一至六個月。於2025年12月31日，並無終止確認本集團為清償賬面總額人民幣319,000元的應付賬款而向供應商批註的同額銀行承兌票據（2024年：無）。董事認為，本集團保留該等銀行承兌票據的絕大部分風險及回報，因此繼續全數確認該等應收票據的賬面金額及相關負債。

Notes to the Consolidated Financial Statements

綜合財務報表附註

Year ended 31 December 2025

截至2025年12月31日止年度

20. BALANCES WITH RELATED PARTIES

20. 與關聯方的結餘

	Notes 附註	2025 2025年 RMB'000 人民幣千元	2024 2024年 RMB'000 人民幣千元
<i>Due from related parties:</i>			
Trade receivables			
– Huili Caitong Iron and Titanium Co., Ltd. (“Huili Caitong”)	(a)	286	713
– Huili Xiushuihe Mining Co., Ltd. (“Xiushuihe Mining”)	(a)	–	815
– Yanyuan Xigang Cleaned Coal Co., Ltd. (“Yanyuan Xigang”)	(a)	8	1,378
Non-trade in nature			
– Huili Caitong	(b)	553	231
		847	3,137
<i>Due to related parties:</i>			
Trade payables			
– Huili Caitong	(f)	996	403
– Xiushuihe Mining	(f)	4,173	3,393
– Yanyuan Xigang	(f)	376	162
Non-trade in nature			
– Sichuan Chuanwei Group Co., Ltd. (“Chuan Wei”)	(c)	190	1,496
– Trisonic International	(d)	5,573	4,690
– Huili Caitong	(e)	3,882	2,286
		15,190	12,430
<i>Analysed into:</i>			
Current portion		5,617	3,958
Non-current portion		9,573	8,472

20. BALANCES WITH RELATED PARTIES**(Continued)**

Notes:

- (a) The balance due from Huili Caitong, Xiushuihe Mining and Yanyuan Xigang as at 31 December 2025 and 2024 represents trade receivables arising from facility management services rendered by the Group.
- (b) Pertains to guarantee fee income arising from the CVT Guarantees based on 1.25% of the maximum guaranteed amount. For further details, please refer to note 32(a).
- (c) Chuan Wei is ultimately controlled by the same beneficial owners of the Company. The balance due to Chuan Wei as at 31 December 2025 and 2024 mainly comprises goods purchased paid by Chuan Wei on behalf of the Group. The balance is unsecured, interest-free and not repayable within 12 months.
- (d) The balance due to Trisonic International as at 31 December 2025 and 2024 mainly represents loan granted by Trisonic International. The balance is unsecured, interest-free and not repayable within 12 months.
- (e) The balance due to Huili Caitong as at 31 December 2025 and 2024 represents goods purchased and expenses paid by Huili Caitong on behalf of the Group. The balance is unsecured, interest-free and not repayable within next 12 months.
- (f) The balances due to Huili Caitong, Xiushuihe Mining and Yanyuan Xigang as at 31 December 2025 and 2024 represent the purchase of raw materials by the Group. These balances are unsecured, interest-free and repayable on demand.

20. 與關聯方的結餘 (續)

附註：

- (a) 於2025年及2024年12月31日應收會理財通、秀水河礦業及鹽源西鋼結餘指本集團提供設施管理服務所產生的應收賬款
- (b) 與中國鐵鈦擔保所產生按最高擔保額1.25%計算的擔保費收入有關。進一步詳情請參閱附註32(a)。
- (c) 川威由相同的本公司實益擁有人最終控制。於2025年及2024年12月31日應付川威結餘主要包括川威代表本集團購貨的付款。該結餘為無抵押、免息及無須於12個月內償還。
- (d) 於2025年及2024年12月31日應付合創國際結餘主要指合創國際提供的貸款。該結餘為無抵押、免息及無須於12個月內償還。
- (e) 於2025年及2024年12月31日應付會理財通結餘指會理財通代表本集團購貨及開支的付款。該結餘為無抵押、免息及無須於未來12個月內償還。
- (f) 於2025年及2024年12月31日應付會理財通、秀水河礦業及鹽源西鋼結餘指本集團購買原材料。該等結餘為無抵押、免息及須應要求償還。

Notes to the Consolidated Financial Statements

綜合財務報表附註

Year ended 31 December 2025

截至2025年12月31日止年度

21. CASH AND CASH EQUIVALENTS AND PLEDGED DEPOSITS

Cash and bank balances	現金及銀行結餘
Less: pledged time deposits for issue of bills payable	減：就發行應付票據質押的 有期存款
Cash and cash equivalents	現金及現金等價物

The Group's cash and bank balances are denominated in RMB at the end of each reporting period, except for the following:

Cash and bank balances denominated in:	以下列貨幣計值的現金及銀行結餘：
HKD	港元
SGD	新加坡元

The RMB is not freely convertible into other currencies, however, under the PRC's Foreign Exchange Control Regulations and Administration of Settlement, Sale and Payment of Foreign Exchange Regulations, the Group is permitted to exchange RMB for other currencies through banks authorised to conduct foreign exchange business.

Cash at banks earns interest at floating rates based on daily bank deposit rates. The bank balances and time deposits are deposited with creditworthy banks with no recent history of default.

21. 現金及現金等價物以及已質押存款

2025 2025年 RMB'000 人民幣千元	2024 2024年 RMB'000 人民幣千元
9,263	11,906
(25)	(25)
9,238	11,881

本集團的現金及銀行結餘於各報告期末以人民幣計值，惟下列款項除外：

2025 2025年 RMB'000 人民幣千元	2024 2024年 RMB'000 人民幣千元
78	769
70	273

人民幣不可自由兌換為其他貨幣，然而，根據中國外匯管理條例及結匯、售匯及付匯管理規定，本集團獲准透過獲授權進行外匯業務的銀行將人民幣兌換為其他貨幣。

銀行現金按基於每日銀行存款利率計算的浮動利率計息。銀行結餘及有期存款存放於近期並無違約紀錄且信譽可靠的銀行。

22. TRADE PAYABLES

An ageing analysis of the trade payables of the Group as at the end of the reporting period, based on the invoice date or issuance date, where appropriate, is as follows:

Within 180 days	180天內
181 to 365 days	181至365天
1 to 2 years	1至2年
2 to 3 years	2至3年
Over 3 years	超過3年

Trade payables of the Group are non-interest-bearing and are normally settled within 180 days.

23. CONTRACT LIABILITIES

Advances received from customers	已收客戶墊款
Sale of self-produced high-grade iron concentrates	銷售自產高品位鐵精礦

The movement of contract liabilities for the years ended 31 December 2025 and 2024 was mainly due to the increase in advances received from customers in relation to the sale of self-produced high-grade iron concentrate at the end of the year.

22. 應付賬款

於報告期末，本集團應付賬款基於發票日期或發出日期（如適用）的賬齡分析如下：

2025 2025年 RMB'000 人民幣千元	2024 2024年 RMB'000 人民幣千元
34,357	22,878
13,351	32,567
11,277	2,663
1,638	1,451
4,078	4,026
64,701	63,585

本集團的應付賬款為不計息，通常於180天內結算。

23. 合約負債

2025 2025年 RMB'000 人民幣千元	2024 2024年 RMB'000 人民幣千元
34,773	22,097

截至2025年及2024年12月31日止年度的合約負債變動主要是由於年末就銷售自產高品位鐵精礦已收客戶的墊款增加所致。

Notes to the Consolidated Financial Statements

綜合財務報表附註

Year ended 31 December 2025
截至2025年12月31日止年度

23. CONTRACT LIABILITIES (Continued)

Changes in contract liabilities during the reporting periods are as follows:

		2025 2025年 RMB'000 人民幣千元	2024 2024年 RMB'000 人民幣千元
At 1 January	於1月1日	22,097	28,883
Revenue recognised that was included in the contract liabilities at the beginning of year	計入年初合約負債的已確認收入	(1,831)	(4,648)
Increase due to cash received, excluding amounts recognised as revenue during the year	因年內已收現金而增加，不包括確認為收入的款項	14,576	1,905
Decrease due to cash refunded during the year	因年內已退還現金而減少	(69)	(4,043)
At 31 December	於12月31日	<u>34,773</u>	<u>22,097</u>
Analysed into:	分析為：		
Current portion	流動部分	4,773	2,097
Non-current portion	非流動部分	<u>30,000</u>	<u>20,000</u>

Contract liabilities, that are not expected to be settled within the Group's normal operating cycle, are classified as non-current based on the Group's earliest obligation to transfer goods or services to the customers.

23. 合約負債 (續)

合約負債於報告期內的變動如下：

		2025 2025年 RMB'000 人民幣千元	2024 2024年 RMB'000 人民幣千元
At 1 January	於1月1日	22,097	28,883
Revenue recognised that was included in the contract liabilities at the beginning of year	計入年初合約負債的已確認收入	(1,831)	(4,648)
Increase due to cash received, excluding amounts recognised as revenue during the year	因年內已收現金而增加，不包括確認為收入的款項	14,576	1,905
Decrease due to cash refunded during the year	因年內已退還現金而減少	(69)	(4,043)
At 31 December	於12月31日	<u>34,773</u>	<u>22,097</u>
Analysed into:	分析為：		
Current portion	流動部分	4,773	2,097
Non-current portion	非流動部分	<u>30,000</u>	<u>20,000</u>

預期不會於本集團正常營運週期中結算的合約負債按本集團向客戶轉移貨品或服務的責任的最早時間分類為非流動。

24. OTHER PAYABLES AND ACCRUALS

24. 其他應付款項及應計款項

			2025	2024
			2025年	2024年
		Note	RMB'000	RMB'000
		附註	人民幣千元	人民幣千元
<i>Current portion:</i>	<i>流動部分：</i>			
Payables related to:	關於下列項目的應付款項：			
Construction in progress	在建工程		25,255	13,832
Taxes other than income tax	除所得稅外的稅項		5,577	1,907
Exploration and evaluation assets	探礦及評估資產		4,007	9,121
Payroll and welfare payable	應付薪資及福利		18,544	14,529
Consultancy and professional services fees	諮詢及專業服務費		1,319	1,174
Mining right payable	應付採礦權	(a)	4,692	4,473
Deposits received	已收押金		453	668
Accrued government surcharges	應計政府附加費		4,529	4,529
Accrued interest expenses	應計利息開支		147	2
Other payables	其他應付款項		39,496	13,346
			104,019	63,581
<i>Non-current portion:</i>	<i>非流動部分：</i>			
Mining right payable	應付採礦權	(a)	27,095	31,787
Other payable	其他應付款項		17,306	30,680
Accrued interest expenses	應計利息開支		-	639
			44,401	63,106
			148,420	126,687

Note:

- (a) The balance of mining right payable as at 31 December 2025 represented the remaining balance of mining right payable of approximately RMB37,450,000 (equivalents to a present value of approximately RMB31,787,000) (2024: RMB43,700,000 (equivalents to a present value of approximately RMB36,260,000) for resource integration process of mining rights to the relevant PRC government authority, which the remaining balance is scheduled to be paid over six annual instalments up to 31 December 2031.

附註：

- (a) 於2025年12月31日的應付採礦權結餘指就採礦權資源整合程序應付相關中國政府機關的餘下採礦權結餘約人民幣37,450,000元(相等於現值約人民幣31,787,000元)(2024年：人民幣43,700,000元(相等於現值約人民幣36,260,000元))，該餘下結餘預定於2031年12月31日前分六年期分期支付。

Notes to the Consolidated Financial Statements

綜合財務報表附註

Year ended 31 December 2025

截至2025年12月31日止年度

25. INTEREST-BEARING BANK AND OTHER BORROWINGS

25. 計息銀行及其他借貸

		Notes 附註	2025 2025年 RMB'000 人民幣千元	2024 2024年 RMB'000 人民幣千元
Bank loans – Secured	銀行貸款—有抵押	(a)	68,100	69,600
Bank loans – Unsecured	銀行貸款—無抵押	(b)	3,000	2,800
Other borrowings – Unsecured	其他借貸—無抵押	(c)	10,910	19,044
			82,010	91,444
Analysed into:	分析為：			
<i>Bank loans repayable:</i>	<i>應於下列期間償還的 銀行貸款：</i>			
Within one year	一年內		4,000	72,400
In the second year	第二年		67,100	–
			71,100	72,400
<i>Other borrowings repayable:</i>	<i>應於下列期間償還的 其他借貸：</i>			
Within one year	一年內		–	–
In the second year	第二年		10,910	19,044
			10,910	19,044
Total bank and other borrowings	銀行及其他借貸總額		82,010	91,444
Balances classified as current liabilities	分類為流動負債的結餘		(4,000)	(72,400)
Balances classified as non-current liabilities	分類為非流動負債的結餘		78,010	19,044
			2025 2025年	2024 2024年
			<i>(Effective interest rate)</i> (實際利率)	
Bank loans	銀行貸款		3.00%-3.23%	3.35%-3.55%
Other borrowings	其他借貸		4.00%	4.00%

25. INTEREST-BEARING BANK AND OTHER BORROWINGS (Continued)

Notes:

- (a) As at 31 December 2025, the Group's bank loan of RMB68,100,000 (2024: RMB69,600,000) are secured by:
- (i) Mining rights of Maoling-Yanglongshan Mine with a net carrying amount of RMB163,857,000 (2024: RMB165,606,000) (note 13); and
- (ii) 100% equity of Aba Mining held by Sichuan Lingyu.
- (b) The balance as at 31 December 2025 represented one year loans granted by financial institutions to Sichuan Lingwei at the annual interest rate of 3.23% (2024:3.55%). These loans were unsecured with repayment terms of one year.
- (c) The balance as at 31 December 2025 represented long-term loans granted by an independent third party to Aba Mining at the annual interest rates of 4.00% (2024: 4.00%). These loans were unsecured with repayment terms of two years (2024: repayment terms of two years).

26. PROVISION FOR REHABILITATION

At beginning of year	於年初
Unwinding of discount (note 6)	貼現回撥 (附註6)
Utilisation during the year	年內動用
At end of year	於年終

25. 計息銀行及其他借貸 (續)

附註：

- (a) 於2025年12月31日，本集團人民幣68,100,000元（2024年：人民幣69,600,000元）的銀行貸款以下列項目作抵押：
- (i) 賬面淨額為人民幣163,857,000元（2024年：人民幣165,606,000元）的毛嶺一羊龍山鐵礦採礦權（附註13）；及
- (ii) 四川凌御所持阿壩礦業100%股權。
- (b) 於2025年12月31日的結餘指由金融機構向四川凌威授出的一年期貸款，年利率為3.23%（2024年：3.55%）。該等貸款為無抵押，還款期為一年。
- (c) 於2025年12月31日的結餘指由一名獨立第三方向阿壩礦業授出的長期貸款，年利率為4.00%（2024年：4.00%）。該等貸款為無抵押，還款期為兩年（2024年：還款期為兩年）。

26. 復原撥備

2025 2025年 RMB'000 人民幣千元	2024 2024年 RMB'000 人民幣千元
15,843	15,303
495	778
(141)	(238)
16,197	15,843

Notes to the Consolidated Financial Statements

綜合財務報表附註

Year ended 31 December 2025
截至2025年12月31日止年度

27. SHARE CAPITAL

Number of ordinary shares

Authorised ordinary shares of HKD0.1
Issued and fully paid ordinary shares of
HKD0.1

普通股數目

面值0.1港元的法定普通股
面值0.1港元的已發行及
繳足普通股

Amounts

Issued and fully paid ordinary shares of
HKD0.1

金額

面值0.1港元的已發行及
繳足普通股

A summary of movements in the Company's share capital is as follows:

At 1 January 2025 and
31 December 2025

於2025年1月1日及
2025年12月31日

27. 股本

2025 2025年	2024 2024年
10,000,000,000	10,000,000,000
<u>2,249,015,410</u>	<u>2,249,015,410</u>

2025 2025年 RMB'000 人民幣千元	2024 2024年 RMB'000 人民幣千元
<u>197,889</u>	<u>197,889</u>

本公司股本變動概要如下：

Number of shares in issue 已發行股份數目	Issued capital 已發行股本 RMB'000 人民幣千元
<u>2,249,015,410</u>	<u>197,889</u>

28. SHARE OPTION SCHEMES

2010 Option Scheme

On 15 April 2010, the Company adopted a share option scheme (the "2010 Option Scheme"). Eligible participants of the 2010 Option Scheme include Directors, chief executives, substantial shareholders or employees (whether full time or part time) of any member of the Group and any persons whom the Board considers, in its sole discretion, have contributed or will contribute to the development and growth of the Group. The 2010 Option Scheme remained in force for 10 years from its adoption date, and expired on 14 April 2020, no option may be granted thereafter. All 9,600,000 outstanding share options granted under the 2010 Share Option Scheme lapsed on 14 April 2024. Following the lapse of these share options, there are no longer outstanding share options under the 2010 Option Scheme.

2020 Option Scheme

On 16 June 2020, the Company adopted a share option scheme (the "2020 Option Scheme"). Eligible participants of the 2020 Option Scheme include Directors, chief executives, substantial shareholders or employees (whether full time or part time) of any member of the Group and any persons whom the Board considers, in its sole discretion, have contributed or will contribute to the development and growth of the Group. The number of share options available for grant under the scheme mandate of the 2020 Option Scheme as at 1 January 2025 and 31 December 2025, respectively, is 224,901,541 which represented 10% of the total number of shares of the Company in issue on the adoption date of the 2020 Option Scheme. The exercise price of share options is determinable by the Board, but may not be less than the highest of (i) the nominal value of shares of the Company; (ii) the average closing price of the Company's shares for the five trading days immediately preceding the date of grant of the share options; and (iii) the Hong Kong Stock Exchange closing price of the Company's shares on the date of grant of the share options. The offer of a grant of share options may be accepted upon payment of a nominal consideration of HKD1 in total by the grantee. The exercise period of the share options granted is determinable by the Directors provided that no option may be exercised more than 10 years from the date of grant. The 2020 Option Scheme will remain in force for 10 years from its adoption date, and shall expire on 15 June 2030, unless otherwise cancelled or amended.

As at 31 December 2025, no share options have been granted to any eligible participants since the adoption of the 2020 Option Scheme.

28. 股份期權計劃

2010年期權計劃

於2010年4月15日，本公司採納一項股份期權計劃（「2010年期權計劃」）。2010年期權計劃的合資格參與人士包括本集團任何成員公司的董事、最高行政人員、主要股東或全職或兼職僱員，以及董事會全權酌情認為曾經或將會對本集團的發展及增長作出貢獻的任何人士。2010年期權計劃於由採納日期起計10年內一直有效，於2020年4月14日到期屆滿，隨後不得授出期權。全部9,600,000份根據2010年期權計劃授出而尚未行使的股份期權已於2024年4月14日失效。於該等股份期權失效後，概無股份期權根據2010年期權計劃尚未行使。

2020年期權計劃

於2020年6月16日，本公司採納一項股份期權計劃（「2020年期權計劃」）。2020年期權計劃的合資格參與人士包括本集團任何成員公司的董事、最高行政人員、主要股東或全職或兼職僱員，以及董事會全權酌情認為曾經或將會對本集團的發展及增長作出貢獻的任何人士。於2025年1月1日及2025年12月31日，根據2020年期權計劃的計劃授權可予授出的股份期權數目分別為224,901,541份，相當於2020年期權計劃採納日期本公司已發行股份總數的10%。股份期權的行使價由董事會釐定，惟不得低於下列各項中的最高者：(i)本公司股份面值；(ii)本公司股份於緊接授出股份期權日期前五個交易日的平均收市價；及(iii)本公司股份於授出股份期權日期的香港聯交所收市價。授出股份期權的要約可於承授人支付合共1港元的象徵式代價時接納。所授出股份期權的行使期由董事釐定，惟期權概不得於授出日期滿10年後行使。除非另行註銷或修訂，否則2020年期權計劃由採納日期起計10年內一直有效，並將於2030年6月15日到期屆滿。

於2025年12月31日，自採納2020年期權計劃以來，概無向任何合資格參與人士授出任何股份期權。

Notes to the Consolidated Financial Statements

綜合財務報表附註

Year ended 31 December 2025
截至2025年12月31日止年度

29. RESERVES

The amounts of the Group's reserves and the movements therein for the current and prior years are presented in the consolidated statement of changes in equity in the consolidated financial statements.

(a) Share premium account

The application of the share premium account is governed by the Companies Act of the Cayman Islands. Under the constitutional documents and the Companies Act of the Cayman Islands, the share premium is distributable as dividend on the condition that the Company is able to pay its debts when they fall due in the ordinary course of business at the time the proposed dividend is to be paid.

(b) Statutory reserve

In accordance with the Company Law of the PRC and the respective articles of association of the PRC subsidiaries, each of the PRC subsidiaries other than Sichuan Lingyu is required to allocate 10% of its profits after tax, as determined in accordance with the PRC Generally Accepted Accounting Principles ("PRC GAAP"), to the statutory surplus reserve (the "SSR") until such reserve reaches 50% of its registered capital.

As Sichuan Lingyu is a wholly-foreign-owned enterprise, according to the Rules for the Implementation of Foreign-funded Enterprise Law of the PRC and the articles of association of Sichuan Lingyu, Sichuan Lingyu is required to allocate 10% of its profit after tax in accordance with PRC GAAP to the statutory reserve fund (the "SRF") until such reserve reaches 50% of its registered capital.

The SSR and the SRF are non-distributable except in the event of liquidation and subject to certain restrictions set out in the relevant PRC regulations. They can be used to offset accumulated losses or capitalised as paid-up capital.

29. 儲備

本集團於本年度及過往年度的儲備金額及其變動於綜合財務報表的綜合股權變動表呈列。

(a) 股份溢價賬

股份溢價賬的應用受開曼群島公司法監管。根據組織章程文件及開曼群島公司法，在派付擬派股息時，本公司能夠於其於日常業務過程中的債項到期時支付該等債項的情況下，股份溢價可作為股息分派。

(b) 法定公積金

按照中國公司法及中國子公司各自的公司章程細則，各中國子公司（四川凌御除外）須分配其按照中國公認會計原則釐定的稅後利潤的10%至法定盈餘公積金，直至該公積金達至其註冊資本的50%為止。

由於四川凌御為一間外商獨資企業，根據中國外資企業法實施細則及四川凌御的公司章程細則，四川凌御須按照中國公認會計原則分配其10%稅後利潤至法定公積金，直至該公積金達至其註冊資本的50%為止。

除清盤外，法定盈餘公積金及法定公積金均不可用作分派，並受到若干相關中國法規所限制。法定盈餘公積金及法定公積金可用作抵銷累計虧損或被資本化為繳足資本。

29. RESERVES (Continued)**(c) Contributed surplus**

The contributed surplus represented the difference between the nominal value of the Company's shares issued in exchange of or consideration paid for subsidiaries acquired and the aggregate amount of the nominal value for the paid-up capital of these subsidiaries attributable to the owners of the Company for business combinations under common control.

(d) Safety fund surplus reserve

Pursuant to a Notice regarding Safety Production Expenditure jointly issued by the Ministry of Finance and the State Administration of Work Safety of the PRC in February 2012, the Group is required to establish a safety fund surplus reserve based on the volume of mineral ore extracted. The safety fund can only be transferred to retained earnings to offset safety related expenses as and when they are incurred, including expenses related to safety protection facilities and equipment improvement and maintenance as well as safety production inspection, appraisal, consultation and training.

(e) Share option reserve

The share option reserve comprises the fair value of share options granted which are yet to be exercised, as further explained in the accounting policy for share-based payments in note 2.4 to the consolidated financial statements. The amount will either be transferred to the share premium account when the related options are exercised, or be transferred to retained earnings/accumulated losses when the related options expire. As at 31 December 2024, all share options were lapsed and the corresponding share option reserve was transferred to accumulated losses.

(f) Capital reserve

The capital reserve represented the Group's capital injection to subsidiaries by way of transfer from retained profits in 2012.

29. 儲備 (續)**(c) 繳入盈餘**

繳入盈餘指本公司用以交換所收購子公司或為此支付代價而發行的本公司股份面值與就共同控制下的業務合併而言歸屬於本公司擁有人的該等子公司的繳足資本面值總金額之間的差額。

(d) 安全基金專項儲備

根據中國財政部及國家安全生產監督管理總局於2012年2月聯合頒佈的一則關於安全生產費的通知，本集團須基於所開採礦量成立安全基金專項儲備。安全基金只可當及於安全相關開支產生時轉撥至留存盈利以抵銷相關開支，包括與保安設施及設備提升及維護以及安全生產檢查、評估、諮詢及培訓有關的開支。

(e) 股份期權儲備

股份期權儲備包括已授出但尚未行使的股份期權的公平值，進一步闡述見綜合財務報表附註2.4有關以股份為基礎的付款的會計政策。該款項將於相關期權獲行使時轉撥至股份溢價賬，或於相關期權屆滿時轉撥至留存盈利／累計虧損。於2024年12月31日，所有股份期權均已失效，相應的股份期權儲備已轉撥至累計虧損。

(f) 資本公積

資本公積指本集團於2012年透過從留存利潤轉撥而向子公司作出的注資。

Notes to the Consolidated Financial Statements

綜合財務報表附註

Year ended 31 December 2025
截至2025年12月31日止年度

30. PARTLY-OWNED SUBSIDIARY WITH MATERIAL NON-CONTROLLING INTERESTS

Details of the Group's subsidiary that has material non-controlling interests are set out below:

Percentage of equity interest held by non-controlling interests: Sichuan Haoyuan	非控股權益所持股本權益的百分比： 四川浩遠
---	--------------------------

Total comprehensive income for the year allocated to non-controlling interests: Sichuan Haoyuan	分配至非控股權益的年內全面收益總額： 四川浩遠
--	----------------------------

Accumulated balances of non-controlling interests at the reporting date: Sichuan Haoyuan	於報告日期的非控股權益累計結餘： 四川浩遠
---	--------------------------

The following tables illustrate the summarised financial information of the above subsidiary.

Other income and gains	其他收入及收益
Other expenses	其他開支
Income tax expenses	所得稅支出

Total comprehensive income for the year	年內全面收益總額
---	----------

Current assets	流動資產
Non-current assets	非流動資產
Current liabilities	流動負債
Non-current liabilities	非流動負債

Net changes in cash and cash equivalents	現金及現金等價物變動淨額
--	--------------

30. 擁有重大非控股權益的非全資子公司

擁有重大非控股權益的本集團子公司的詳情載列如下：

2025 2025年	2024 2024年
49%	49%
2025 2025年 RMB'000 人民幣千元	2024 2024年 RMB'000 人民幣千元
1,913	573
296,500	294,587

下表說明以上子公司的概要財務資料。

2025 2025年 RMB'000 人民幣千元	2024 2024年 RMB'000 人民幣千元
4,850	1,617
(437)	(370)
(508)	(78)
3,905	1,169
784	766
659,980	660,057
(43,854)	(47,818)
(11,806)	(11,806)
-	-

31. NOTES TO THE CONSOLIDATED STATEMENT OF CASH FLOWS

(a) Changes in liabilities arising from financing activities

Year ended 31 December 2025

At 1 January 2025	於2025年1月1日
Changes from financing cash flows	融資現金流量變動
New lease (note 14(b))	新租賃(附註14(b))
Interest expense (note 6)	利息開支(附註6)
Exchange realignment	匯兌調整
At 31 December 2025	於2025年12月31日

Year ended 31 December 2024

At 1 January 2024	於2024年1月1日
Changes from financing cash flows	融資現金流量變動
New lease (note 14(b))	新租賃(附註14(b))
Interest expense (note 6)	利息開支(附註6)
Exchange realignment	匯兌調整
Others	其他
At 31 December 2024	於2024年12月31日

31. 綜合現金流量表附註

(a) 融資活動所產生負債的變動

截至2025年12月31日止年度

Bank and other borrowings	Interest payable	Amounts due to related parties	Lease liabilities
銀行及其他借貸	應付利息	應付關聯方款項	租賃負債
RMB'000	RMB'000	RMB'000	RMB'000
人民幣千元	人民幣千元	人民幣千元	人民幣千元
91,444	641	8,472	21,083
(9,434)	(3,001)	1,101	(3,667)
-	-	-	2,640
-	2,507	-	1,076
-	-	-	15
<u>82,010</u>	<u>147</u>	<u>9,573</u>	<u>21,147</u>

截至2024年12月31日止年度

Bank and other borrowings	Interest payable	Amounts due to related parties	Lease liabilities
銀行及其他借貸	應付利息	應付關聯方款項	租賃負債
RMB'000	RMB'000	RMB'000	RMB'000
人民幣千元	人民幣千元	人民幣千元	人民幣千元
82,594	609	4,889	23,213
8,850	(3,863)	3,669	(3,213)
-	-	-	-
-	3,895	-	1,091
-	-	-	(8)
-	-	(86)	-
<u>91,444</u>	<u>641</u>	<u>8,472</u>	<u>21,083</u>

Notes to the Consolidated Financial Statements

綜合財務報表附註

Year ended 31 December 2025
截至2025年12月31日止年度

31. NOTES TO THE CONSOLIDATED STATEMENT OF CASH FLOWS (Continued)

(b) Total cash outflow for leases

The total cash outflow for leases included in the statement of cash flows is as follows:

Within operating activities (note 14(c))	於經營活動內 (附註14(c))
Within financing activities	於融資活動內

31. 綜合現金流量表附註 (續)

(b) 租賃的現金流出總額

計入現金流量表的租賃現金流出總額如下：

2025 2025年 RMB'000 人民幣千元	2024 2024年 RMB'000 人民幣千元
172	144
<u>3,667</u>	<u>3,213</u>
<u>3,839</u>	<u>3,357</u>

32. FINANCIAL GUARANTEE CONTRACT

(a) Financial guarantees to former subsidiaries

As disclosed in the Company's annual consolidated financial statements for the year ended 31 December 2019, the Company entered into a sales and purchase agreement with Chengyu Vanadium Titano on 29 January 2019 in respect of the disposal of the Caitong Group with the consideration of RMB550,000,000. Upon the completion of the disposal on 30 July 2019, the Caitong Group (i) has ceased to be the subsidiaries of the Company; and (ii) has become subsidiaries of Chengyu Vanadium Titano.

32. 財務擔保合約

(a) 向前子公司提供的財務擔保

誠如本公司截至2019年12月31日止年度的全年綜合財務報表所披露，本公司於2019年1月29日與成渝鈦鈦訂立一份買賣協議，內容有關出售財通集團，代價為人民幣550,000,000元。於2019年7月30日出售完成後，財通集團(i)不再為本公司的子公司；及(ii)成為成渝鈦鈦的子公司。

32. FINANCIAL GUARANTEE CONTRACT*(Continued)***(a) Financial guarantees to former subsidiaries (Continued)**

Prior to the disposal of the Caitong Group, the Company had provided the CVT Guarantees. The indebtedness has not been repaid and the CVT Guarantees continued as at 31 December 2025. The Company's obligations under the CVT Guarantees have been counter-indemnified by Chengyu Vanadium Titano. Details about the CVT Guarantees and the counter-indemnity are included in notes 34(b)(i) and (ii) to the consolidated financial statements respectively. As at 31 December 2025, the maximum amount of the CVT Guarantees amounted to RMB690,000,000 (2024: RMB690,000,000).

The CVT Guarantees are measured at the higher of the ECL allowance and the amount initially recognised less the cumulative amount of income recognised. The ECL allowance is measured by estimating the cash shortfalls, which are based on the expected payments to reimburse certain banks and an asset management and financial services institution for a credit loss that it incurs less any amounts that the Group expects to receive from Caitong Group. The amount initially recognised representing the fair value at initial recognition of CVT Guarantees was not significant.

The credit exposure of CVT Guarantees is classified as stage 1. During the year, there were no transfers between stages (2024: Nil).

32. 財務擔保合約 (續)**(a) 向前子公司提供的財務擔保 (續)**

於出售財通集團前，本公司已提供中國鐵鈦擔保。於2025年12月31日，該等債務仍未償還，而中國鐵鈦擔保仍然有效。本公司於中國鐵鈦擔保下的義務由成渝鈦鈦作反彌償保證。有關中國鐵鈦擔保及反彌償保證的詳情分別載於綜合財務報表附註34(b)(i)及(ii)。於2025年12月31日，中國鐵鈦擔保的最高金額為人民幣690,000,000元（2024年：人民幣690,000,000元）。

中國鐵鈦擔保按預期信用損失備抵與初始確認金額減所確認收入累積金額兩者的較高者計量。預期信用損失備抵乃藉估計現金不足之數計量，而估計現金不足之數乃基於為付還若干銀行以及一間資產管理及金融服務機構產生的信用損失預期支付的款項減本集團預期從財通集團收取的任何金額。初始確認的金額（相當於初始確認中國鐵鈦擔保時的公平值）並不重大。

中國鐵鈦擔保的信貨風險分類為階段1。年內並無於階段之間轉撥（2024年：無）。

32. FINANCIAL GUARANTEE CONTRACT

(Continued)

(a) Financial guarantees to former subsidiaries (Continued)

Further to the above and with reference to the Company's announcements dated 28 March 2024, 19 June 2024, 19 August 2024, 21 August 2024, 15 November 2024 and 23 December 2024, (i) CCB and ICBC had each taken legal actions against Huili Caitong and Xiushuihe Mining, respectively, in relation to the indebtedness amount, respectively owed to, by CCB and ICBC (collectively, the "Litigations"); and (ii) Cinda had issued a legal demand letter to Huili Caitong in relation to the Total Indebtedness Amounts, on which the Company had previously provided corporate guarantees prior to the disposal of Caitong Group in 2019, details of which have been disclosed in the Company's circulars dated 10 June 2019 and 8 June 2022. Under the CVT Guarantees, the Company shall fulfil its corporate guarantee obligations in relation to the Total Indebtedness Amounts.

As a result of the above and following the expiry of the 2022 Master Guarantee Agreement, the Independent Shareholders approved, at the EGM held on 26 May 2025, the entry into the 2025 Master Guarantee Agreement and 2025 Counter Indemnity by the Company with the Borrowers and Chengyu Vanadium, pursuant to which:

- the Company shall continue to provide the CVT Guarantees in favour of the Financial Institutions for a term commencing from 1 January 2025 to 31 December 2027, subject to a maximum aggregate guaranteed amount of RMB930.0 million. The CVT Guarantees shall cover the indebtedness owed by Huili Caitong and Xiushuihe Mining to the Financial Institutions under the CVT Guarantees and any related rolled-over loans approved by the Financial Institutions;

32. 財務擔保合約 (續)

(a) 向前子公司提供的財務擔保 (續)

繼上文所述以及參照本公司日期為2024年3月28日、2024年6月19日、2024年8月19日、2024年8月21日、2024年11月15日及2024年12月23日的公告，(i)建行及工商銀行已分別就結欠建行及工商銀行的貸款金額分別對會理財通及秀水河礦業採取法律行動(統稱「該等訴訟」)；及(ii)信達已就貸款金額總額向會理財通發出法律索求函件，而於2019年出售財通集團前，本公司早前已就此提供公司擔保，詳情於本公司日期為2019年6月10日及2022年6月8日的通函中披露。根據中國鐵鈦擔保，本公司須就貸款金額總額履行公司擔保責任。

基於上文所述及於2022年主擔保協議屆滿後，獨立股東在於2025年5月26日舉行的股東特別大會上批准本公司與該等借款人及成渝鈦訂立2025年主擔保協議及2025年反彌償保證，據此：

- 本公司應繼續以金融機構為受益人提供中國鐵鈦擔保，年期由2025年1月1日起至2027年12月31日止，惟不得超過最高擔保額合共人民幣930.0百萬元。中國鐵鈦擔保應涵蓋根據中國鐵鈦擔保會理財通及秀水河礦業結欠金融機構的貸款及金融機構批准的任何相關展期貸款；

32. FINANCIAL GUARANTEE CONTRACT*(Continued)***(a) Financial guarantees to former subsidiaries *(Continued)***

- Chengyu Vanadium Titano shall provide counter-indemnity in favour of the Company under the 2025 Counter Indemnity by (i) pledging inventories (mainly comprising industrial materials), and any other assets (mainly comprising machinery and equipment) as approved by the Company, the market value of which shall not be less than 1.25 times of the maximum guaranteed amount in accordance with the terms thereunder; (ii) providing a joint liability guarantee which allows the Company to claim against Chengyu Vanadium Titano directly for any payments, losses and expenses incurred as a result of the CVT Guarantees; and (iii) continue to fulfil its obligations under the 2025 Master Guarantee Agreement and 2025 Counter Indemnity until the Company's obligations under the CVT Guarantees are fully released and officially discharged by the respective Financial Institutions or until Huili Caitong, Xiushuihe Mining and/or the Company, as applicable, reach a new replacement agreement in writing; and
- Huili Caitong and Xiushuihe Mining shall pay an annual guarantee fee to the Company in accordance with the terms thereunder.

For further details, please refer to the Company's announcements dated 11 February 2025, 4 March 2025, 9 May 2025 and 10 July 2025.

32. 財務擔保合約 (續)**(a) 向前子公司提供的財務擔保 (續)**

- 成渝鈦鈷將根據2025年反彌償保證以本公司為受益人提供反彌償保證，方式為(i)質押存貨(主要包括工業材料)及本公司批准的任何其他資產(主要包括機器及設備)，而按照其條款，該等已質押資產的市值不得少於最高擔保額的1.25倍；及(ii)提供連帶責任保證，以便本公司直接向成渝鈦鈷申索因中國鐵鈦擔保而招致的任何付款、損失及費用；及(iii)繼續履行其於2025年主擔保協議及2025年反彌償保證下的責任，直至本公司於中國鐵鈦擔保下的責任獲各別金融機構全面解除及正式免除或會理財通、秀水河礦業及／或本公司(視適用情況而定)以書面達成新替換協議為止；及
- 會理財通及秀水河礦業將按照其項下的條款向本公司支付年度擔保費。

有關進一步詳情，請參閱本公司日期為2025年2月11日、2025年3月4日、2025年5月9日及2025年7月10日的公告。

32. FINANCIAL GUARANTEE CONTRACT

(Continued)

(a) Financial guarantees to former subsidiaries *(Continued)*

In addition, as at the date of this report, Huili Caitong has informed the Group that (i) Huili Caitong has since disposed of its assets to a third party (the “Huili Caitong Assets Disposal”) and that the proceeds of which have been escrowed for settlement of the CCB-Caitong Indebtedness Amount; and (ii) following the Huili Caitong Assets Disposal, both Huili Caitong and CCB are in the process of completing the procedural requirements and requisite formalities in order to confirm the final settlement amounts of the CCB-Caitong Indebtedness Amount. Management has further assessed that the total escrowed proceeds from the Huili Caitong Assets Disposal is expected to account for approximately 95% of the final settlement amounts of the CCB-Caitong Indebtedness Amount, as estimated at the date of these consolidated financial statements. Consequently, the CCB-Caitong Indebtedness Amount, net of total escrowed proceeds from the Huili Caitong Assets Disposal, is expected to fall substantially. Huili Caitong Parties have been and will continue to engage in discussions with the Financial Institutions, with a view to progressing mutually acceptable settlement and/or debt restructuring solutions.

Having considered:

- (i) the total assets of both Huili Caitong and Xiushuihe Mining as at 31 December 2025;
- (ii) the total escrowed proceeds from the Huili Caitong Assets Disposal;

32. 財務擔保合約 (續)

(a) 向前子公司提供的財務擔保 (續)

此外，截至本報告日期，會理財通已告知本集團，(i)會理財通自此已將資產處置予一名第三方（「會理財通資產出售事項」），而相關處置所得款項已存入託管帳戶，用以償付建行一財通貸款金額；及(ii)於完成會理財通資產出售事項後，會理財通與建行現正辦理所需的相關程序及必要手續，以確認建行一財通貸款金額的最終結算金額。管理層進一步評估認為，按照截至本綜合財務報表之日的估計，會理財通資產出售事項所得的託管款項總額預期將佔建行一財通貸款金額最終結算金額約95%。因此，建行一財通貸款金額扣減會理財通資產出售事項的受託管所得款項總額後預期將大幅下降。會理財通各方一直並將會繼續與金融機構商討，以達致雙方可接納的清償及／或債務重組方案。

經考慮：

- (i) 會理財通及秀水河礦業截至2025年12月31日的資產總值；
- (ii) 會理財通資產出售事項的受託管所得款項總額；

32. FINANCIAL GUARANTEE CONTRACT*(Continued)***(a) Financial guarantees to former subsidiaries (Continued)**

- (iii) the adequacy of the transaction contemplated under the 2025 Master Guarantee Agreement and the 2025 Counter Indemnity, including the indicative value of assets pledged in favour of the Company, which remained 1.25 times higher than the maximum guaranteed amount estimated under the Hypothetical Scenario as at 31 December 2025 as assessed in accordance with the terms as contemplated under the 2025 Master Guarantee Agreement and the 2025 Counter Indemnity;
- (iv) the opinion of the PRC legal counsel that the underlying risks arising from the CCB-Caitong Indebtedness Amount have been substantially mitigated in view of the total escrowed proceeds from the Huili Caitong Assets Disposal, pending completion of the procedural requirements and requisite formalities in confirming the final settlement amounts of the CCB-Caitong Indebtedness Amount;
- (v) that, as a consequence thereof, the corresponding financial exposure in relation to CCB-Caitong Indebtedness Amount has been adequately covered and contained in material respects; and
- (vi) other currently available information to the Group,

the Group does not expect that the above matters to have material impact on its business operations and financial position as at the date of this consolidated financial statements save for the additional administrative expenses (including legal and other professional fees) as may be incurred by the Company.

32. 財務擔保合約 (續)**(a) 向前子公司提供的財務擔保 (續)**

- (iii) 根據2025年主擔保協議及2025年反彌償保證擬進行的交易是否充分(包括以本公司為受益人質押的資產的指標性價值仍然高於按照2025年主擔保協議及2025年反彌償保證擬訂的條款所評估2025年12月31日根據假設情況估計的最高擔保額的1.25倍);
- (iv) 中國法律顧問認為,基於會理財通資產出售事項的受託管所得款項總額,建行一財通貸款金額所產生的相關風險已大幅減少,惟有待完成辦理確認建行一財通貸款金額最終清償額程序規定及必要手續;
- (v) 承上,與建行一財通貸款金額有關的相應財務敞口在各重要方面已得到充分保障及涵蓋;及
- (vi) 本集團現時可得的其他資料,

本集團預期除本公司可能產生的額外行政開支(包括法律及其他專業費用)外,上述事宜不會對其截至本綜合財務報表之日的業務營運及財務狀況造成重大影響。

Notes to the Consolidated Financial Statements

綜合財務報表附註

Year ended 31 December 2025

截至2025年12月31日止年度

32. FINANCIAL GUARANTEE CONTRACT

(Continued)

(b) Financial guarantees to a joint venture

During the year ended 31 December 2024, Sichuan Shengjiawei secured a two-year working capital loan of RMB4.9 million at an interest rate of 7.5% per annum from a financial institution in the PRC (the "JV Loan"). Sichuan Lingwei and the JV partner 1, have in accordance with their respective shareholding in Sichuan Shengjiawei, effectively guaranteed the full repayment of the JV Loan (including interest and related charges) when it falls due. The JV Loan is further supported and secured by a guarantee from a state-backed financing guarantee company.

The principal amount of the JV Loan, as effectively guaranteed by Sichuan Lingwei based on its shareholding in Sichuan Shengjiawei, represents approximately 0.24% (31 December 2024: 0.27%) of the Group's net assets as at 31 December 2025.

Having considered the financial and operating status of Sichuan Shengjiawei as at 31 December 2025, there were no contingent liabilities and financial guarantees being recorded in relation to the abovementioned guarantee provided by Sichuan Lingwei as at 31 December 2025.

33. CAPITAL COMMITMENTS

The Group had the following capital commitments at the end of the reporting period:

Contracted, but not provided for:	已訂約，但未撥備：
– Acquisition of property, plant and equipment	– 收購物業、廠房及設備
– Capital injection into joint ventures	– 向合營企業注資

32. 財務擔保合約 (續)

(b) 向一間合營企業提供的財務擔保

於截至2024年12月31日止年度，四川盛佳威從中國一間金融機構獲得一筆為期兩年的人民幣4.9百萬元營運資金貸款，年利率為7.5%（「合營企業貸款」）。四川凌威及合營企業夥伴甲已按照彼等各自於四川盛佳威的持股權益實際擔保合營企業貸款（包括利息及相關費用）到期時的全數還款，有關合營企業貸款亦獲得由國家支持的融資擔保公司提供擔保支持。

四川凌威按其於四川盛佳威持股權益比例實際擔保的合營企業貸款本金額約佔本集團於2025年12月31日的淨資產0.24%（2024年12月31日：0.27%）。

經考慮四川盛佳威於2025年12月31日的財務及運營狀況，本集團於2025年12月31日並無就上述由四川凌威提供的擔保錄得任何或有負債及財務擔保。

33. 資本承擔

本集團於報告期末有以下資本承擔：

2025 2025年 RMB'000 人民幣千元	2024 2024年 RMB'000 人民幣千元
14,708	12,226
2,500	2,500

34. RELATED PARTY TRANSACTIONS

(a) In addition to the transactions detailed elsewhere in these consolidated financial statements, the Group had the following transactions with related parties during the year:

Revenue generated from the rendering of facility management services:	向以下公司提供設施管理服務所產生的收入：	
– to Yanyuan Xigang	— 鹽源西鋼	(i)
– to Xiushuihe Mining	— 秀水河礦業	
– to Huili Caitong	— 會理財通	
Other income generated from providing financial guarantee:	向以下公司提供財務擔保所產生的其他收入：	(ii)
– to Xiushuihe Mining	— 秀水河礦業	
– to Huili Caitong	— 會理財通	
Purchase of raw materials:	購買原材料：	
– Huili Caitong	— 會理財通	
– Xiushuihe Mining	— 秀水河礦業	
– Yanyuan Xigang	— 鹽源西鋼	

Notes:

- (i) Yanyuan Xigang, Xiushuihe Mining, Huili Caitong and the Group are ultimately controlled by the same beneficial owners. The Group has entered into facility management services contracts for provision of a wide range of facility management services from 1 January 2024 to 31 December 2025, with Yanyuan Xigang, Xiushuihe Mining and Huili Caitong, respectively.

With respect of the facility management services, the Group entered into individual separate agreement for each project in relation to detailed service scopes and fees with Yanyuan Xigang, Xiushuihe Mining and Huili Caitong, respectively. The above service fees under the facility management services contracts were arrived after arm's length negotiation between the Group and each of the above related parties, with reference to (i) the scope of services required; (ii) the types, locations and conditions of the facilities; (iii) the number of labours involved; and (iv) cost-plus pricing model.

34. 關聯方交易

(a) 除本綜合財務報表其他部分已詳列的交易外，本集團亦於年內與關聯方進行以下交易：

Notes 附註	2025 2025年 RMB'000 人民幣千元	2024 2024年 RMB'000 人民幣千元
	83	1,737
	10,050	9,984
	6,354	8,490
	262	251
	9,636	8,398
	333	2,886
	–	354
	216	32

附註：

- (i) 鹽源西鋼、秀水河礦業、會理財通及本集團由同一批實益擁有人最終控制。本集團分別與鹽源西鋼、秀水河礦業及會理財通訂立設施管理服務合約，內容有關於2024年1月1日至2025年12月31日提供不同種類的設施管理服務。

就設施管理服務而言，本集團已就詳細服務範圍及費用與鹽源西鋼、秀水河礦業及會理財通另行訂立各個別項目的協議。上述根據設施管理服務合約收取的服務費用乃經本集團與上述各關聯方公平磋商後釐定，當中已參考(i)所需服務範圍；(ii)設施類型、位置及狀況；(iii)涉及的勞工人數；及(iv)成本加成定價模型。

Notes to the Consolidated Financial Statements

綜合財務報表附註

Year ended 31 December 2025
截至2025年12月31日止年度

34. RELATED PARTY TRANSACTIONS (Continued)

(a) (Continued)

Notes: (Continued)

- (ii) As mentioned in note 32(a) and 34(b), the Group provides financial guarantees to Caitong Group prior to 2019 Disposal and charged a pro-rata guarantee fee in accordance with the terms as set out in 2022 Master Guarantee Agreement and 2025 Master Guarantee Agreement, as applicable.

(b) Other transactions with related parties

- (i) Prior to the completion of the disposal of Caitong Group, the Company provided the CVT Guarantees in favour of the Caitong Group, which was with the aggregate maximum guaranteed amount RMB690,000,000 as at 31 December 2025. The principal terms of the CVT Guarantees are set out as follows:

Borrower 借款人	Lender and beneficiary of the guarantee 貸款人及擔保受益人	Guarantor 擔保人	Maximum guaranteed amount 最高擔保額 RMB'000 人民幣千元
Huili Caitong 會理財通	China Cinda Asset Management Co., Ltd, Sichuan Branch 中國信達資產管理股份有限公司 四川分公司	the Company 本公司	200,000
Huili Caitong 會理財通	Industrial and Commercial Bank of China Limited, Liangshan Branch 中國工商銀行股份有限公司 涼山分行	the Company 本公司	70,000
Xiushuihe Mining 秀水河礦業	Industrial and Commercial Bank of China Limited, Liangshan Branch 中國工商銀行股份有限公司 涼山分行	the Company 本公司	20,000
Huili Caitong 會理財通	China Construction Bank Corporation, Liangshan Branch ("CCB") 中國建設銀行股份有限公司 涼山分行 (「建行」)	the Company 本公司	400,000 ^(a)
			690,000

34. 關聯方交易 (續)

(a) (續)

附註：(續)

- (ii) 誠如附註32(a)及34(b)所述，本集團於進行2019年出售事項前向財通集團提供財務擔保，並按照2022年主擔保協議及2025年主擔保協議(視適用情況而定)所載的條款收取按比例的擔保費。

(b) 與關聯方的其他交易

- (i) 於完成出售財通集團前，本公司以財通集團為受益人作出中國鐵鈦擔保，於2025年12月31日的最高擔保總額為人民幣690,000,000元。中國鐵鈦擔保的主要條款載列如下：

34. RELATED PARTY TRANSACTIONS (Continued)**(b) Other transactions with related parties (Continued)**

(i) (Continued)

Note:

(a) Prior to 31 December 2025, Huili Caitong has informed the Group that (i) it has since disposed of its assets to a third party (the "Huili Caitong Assets Disposal") and that the proceeds of which have been escrowed for settlement of the CCB-Caitong Indebtedness Amount; and (ii) following the Huili Caitong Assets Disposal, both Huili Caitong and CCB are in the process of completing the procedural requirements and requisite formalities in order to confirm the final settlement amounts of the CCB-Caitong Indebtedness Amount. As at the date of these consolidated financial statements, management has further assessed that the available escrowed proceeds from the Huili Caitong Assets Disposal is expected to account for approximately 95% of the principal amount involved in the CCB-Caitong Indebtedness Amount.

(ii) Chengyu Vanadium Titano and Trisonic International are ultimately controlled by the same beneficial owners as the Company. A counter-indemnity has been entered into between Chengyu Vanadium Titano and the Company for the period from 30 July 2019 to the date of release of the CVT Guarantees.

34. 關聯方交易 (續)**(b) 與關聯方的其他交易 (續)**

(i) (續)

附註：

(a) 於2025年12月31日前，會理財通已通知本集團，(i)其自此已將資產處置予一名第三方（「會理財通資產出售事項」），而相關處置所得款項已存入託管帳戶，用以償付建行一財通貸款金額；及(ii)於完成會理財通資產出售事項後，會理財通與建行現正辦理所需的相關程序及必要手續，以確認建行一財通貸款金額的最終結算金額。截至本綜合財務報表之日，管理層進一步評估認為，會理財通資產出售事項所得的可動用託管款項預期將佔建行一財通貸款金額所涉本金額約95%。

(ii) 成渝鈦及合創國際由與本公司相同的實益擁有人最終控制。成渝鈦已與本公司訂立反彌償保證，年期由2019年7月30日起至中國鐵鈦擔保解除當日為止。

34. RELATED PARTY TRANSACTIONS (Continued)

(b) Other transactions with related parties (Continued)

(ii) (Continued)

As at 31 December 2025, taking into consideration the available proceeds from the Huili Caitong Assets Disposal, which have been placed in escrow for the settlement of the CCB-Caitong Indebtedness Amount, and considerations as disclosed in notes 32(a) and 34(b)(i) to the consolidated financial statements, the Company has proportionally released the pledged assets in accordance with the terms of the 2025 Master Guarantee Agreement and the 2025 Counter Indemnity. As such, Chengyu Vanadium Titano has pledged its assets, mainly comprising machinery and equipment, with an aggregate value of approximately RMB638,514,300 (2024: RMB925,559,000, mainly comprising industrial materials, machinery and equipment), as security for the counter-indemnity.

(c) Outstanding balances with related parties

Details of the Group's balances with its related parties as at the end of the reporting period are disclosed in note 20 to the consolidated financial statements.

(d) Compensation of key management personnel of the Group

Details of Directors' and the chief executive's emoluments, including compensation of key management personnel, are set out in note 8 to the consolidated financial statements.

34. 關聯方交易 (續)

(b) 與關聯方的其他交易 (續)

(ii) (續)

於2025年12月31日，考慮到會理財通資產出售事項的可動用所得款項（已存置於託管賬戶用於清償建行一財通貸款金額），以及綜合財務報表附註32(a)及34(b)(i)所披露的代價，本公司已按照2025年主擔保協議及2025年反彌償保證的條款按比例解除已質押資產。因此，成渝鈦已質押其總值約人民幣638,514,300元、主要包括機器及設備（2024年：人民幣925,559,000元、主要包括工業材料、機器及設備）的資產，作為該反彌償保證的擔保。

(c) 與關聯方的尚未收回結餘

於報告期末本集團與關聯方結餘的詳情於綜合財務報表附註20披露。

(d) 本集團主要管理人員的補償

有關董事及最高行政人員酬金（包括主要管理人員的補償）的詳情載於綜合財務報表附註8。

35. FINANCIAL INSTRUMENTS BY CATEGORY

The carrying amounts of each of the categories of financial instruments as at the end of the reporting period are as follows:

Financial assets

<i>Financial assets at amortised cost</i>	按攤銷成本計量的金融資產
Trade receivables	應收賬款
Financial assets included in prepayments, deposits and other receivables	計入預付款項、押金及其他應收款項的金融資產
Due from related parties	應收關聯方款項
Pledged deposits	已質押存款
Cash and cash equivalents	現金及現金等價物
<i>Financial assets at fair value through other comprehensive income</i>	按公平值計量而其變動計入其他全面收益的金融資產
Bills receivable	應收票據

Financial liabilities

<i>Financial liabilities at amortised cost</i>	按攤銷成本計量的金融負債
Trade payables	應付賬款
Other payables and accruals	其他應付款項及應計款項
Due to related parties	應付關聯方款項
Interest-bearing bank and other borrowings	計息銀行及其他借貸
Lease liabilities	租賃負債

35. 按類別劃分的金融工具

各類金融工具於報告期末的賬面金額如下：

金融資產

2025 2025年 RMB'000 人民幣千元	2024 2024年 RMB'000 人民幣千元
161,621	75,494
3,482	3,075
847	3,137
25	25
9,238	11,881
175,213	93,612
319	—
175,532	93,612

金融負債

2025 2025年 RMB'000 人民幣千元	2024 2024年 RMB'000 人民幣千元
64,701	63,585
119,770	105,722
15,190	12,430
82,010	91,444
21,147	21,083
302,818	294,264

Notes to the Consolidated Financial Statements

綜合財務報表附註

Year ended 31 December 2025
截至2025年12月31日止年度

36. FAIR VALUE AND FAIR VALUE HIERARCHY OF FINANCIAL INSTRUMENTS

The carrying amounts of the Group's financial instruments reasonably approximate to fair values are as explained below:

Management has assessed that the fair values of cash and cash equivalents, pledged deposits, trade and bills receivables, financial assets included in prepayments, other receivables and other assets, amounts due from related parties, trade payables, financial liabilities included in other payables, interest-bearing bank and other borrowings and amounts due to related parties approximate to their carrying amounts largely due to the short-term maturities of these instruments.

The finance department led by the Company's executive directors is responsible for determining the policies and procedures for the fair value measurement of financial instruments. The corporate finance team reports directly to the chief executive officer and the audit committee. At each reporting date, the corporate finance team analyses the movements in the fair values of financial instruments and determines the major inputs applied in the valuation. The valuation is reviewed and approved by the financial controller. The valuation process and results are discussed with the audit committee twice a year for interim and annual financial reporting.

The fair values of the financial assets and liabilities are included at the amount at which the instrument could be exchanged in a current transaction between willing parties, other than in a forced or liquidation sale.

36. 金融工具公平值及公平值架構

本集團金融工具的賬面金額與公平值合理地相若，闡述如下：

管理層評定現金及現金等價物、已質押存款、應收賬款及票據、計入預付款項、其他應收款項及其他資產的金融資產、應收關聯方款項、應付賬款、計入其他應付款項的金融負債、計息銀行及其他借貸以及應付關聯方款項的公平值主要因短期到期而與賬面金額相若。

由本公司執行董事領導的財務部負責制定金融工具公平值計量的政策及程序。公司財務團隊直接向首席執行官及審核委員會匯報。公司財務團隊於各報告日期分析金融工具公平值變動，並決定估值所使用的主要輸入值。估值經財務總監審閱及批准。公司財務團隊與審核委員會就中期及年度財務匯報每年兩次討論估值過程及結果。

金融資產及負債的公平值按工具於自願交易雙方的現行交易（而非強逼或清盤銷售）中可交換的金額入賬。

37. FINANCIAL RISK MANAGEMENT OBJECTIVES AND POLICIES

The financial assets of the Group mainly include cash and bank balances, pledged deposits, trade and bills receivables, financial assets included in prepayments, other receivables and other assets and amounts due from related parties, which arise directly from its operations. Financial liabilities of the Group mainly include financial liabilities included in other payables and accruals, trade payables, amounts due to related parties and interest-bearing bank and other borrowings.

Risk management is carried out by the finance department which is led by the Company's executive directors. The Group's finance department identifies and evaluates financial risks in close co-operation with the Group's operating units. The main risks arising from the Group's financial instruments are liquidity risk, interest rate risk, credit risk and foreign currency risk.

The Group's financial risk management policy is to ensure that adequate resources are available to manage the above risks and to create value for its shareholders. The Directors regularly review these risks and they are summarised below.

Liquidity risk

The Group monitors its exposure to a shortage of funds by considering the maturity of both its financial liabilities and financial assets and projected cash flows from operations.

The liquidity of the Group is primarily dependent on its ability to maintain adequate cash flows from operations and successfully renew its interest-bearing bank and other borrowings to meet its debt obligations as they fall due.

37. 財務風險管理目標及政策

本集團的金融資產主要包括經營業務直接產生的現金及銀行結餘、已質押存款、應收賬款及票據、計入預付款項、其他應收款項及其他資產的金融資產以及應收關聯方款項。本集團的金融負債主要包括計入其他應付款項及應計款項的金融負債、應付賬款、應付關聯方款項以及計息銀行及其他借貸。

財務部在本公司執行董事的領導下進行風險管理。本集團財務部與本集團營運部門緊密合作，負責識別及評估財務風險。本集團金融工具所產生的主要風險包括流動性風險、利率風險、信貸風險及外幣風險。

本集團的財務風險管理政策旨在確保有足夠資源管理上述風險，並為股東創造價值。董事定期檢討該等風險，現概述如下。

流動性風險

本集團透過考慮其金融負債及金融資產的期限和預期經營所得現金流量，監察其須面對的資金短缺風險。

本集團的流動性主要取決於其能否從業務營運中維持足夠的現金流，以及能否成功續新其計息銀行及其他借貸以履行其到期債務責任。

Notes to the Consolidated Financial Statements

綜合財務報表附註

Year ended 31 December 2025

截至2025年12月31日止年度

37. FINANCIAL RISK MANAGEMENT OBJECTIVES AND POLICIES (Continued) Liquidity risk (Continued)

The maturity profile of the Group's financial liabilities at the end of the reporting period, based on the contractual undiscounted payments, is as follows:

		2025 2025年						
	On demand	Less than 3 months	3 to 12 months	1 to 2 years	2 to 5 years	Over 5 years	Total	
	按要求	少於3個月	3至12個月	1至2年	2至5年	超過5年	合計	
	RMB'000	RMB'000	RMB'000	RMB'000	RMB'000	RMB'000	RMB'000	
	人民幣千元	人民幣千元	人民幣千元	人民幣千元	人民幣千元	人民幣千元	人民幣千元	
Interest-bearing bank and other borrowings	計息銀行及其他借貸	-	3,097	-	11,781	76,272	-	91,150
Trade payables	應付賬款	64,701	-	-	-	-	-	64,701
Other payables and accruals	其他應付款項及應計款項	70,678	-	6,250	8,880	33,425	6,200	125,433
Lease liabilities	租賃負債	-	383	2,621	2,476	6,581	17,184	29,245
Due to related parties	應付關聯方款項	15,190	-	-	-	-	-	15,190
		<u>150,569</u>	<u>3,480</u>	<u>8,871</u>	<u>23,137</u>	<u>116,278</u>	<u>23,384</u>	<u>325,719</u>

		2024 2024年						
	On demand	Less than 3 months	3 to 12 months	1 to 2 years	2 to 5 years	Over 5 years	Total	
	按要求	少於3個月	3至12個月	1至2年	2至5年	超過5年	合計	
	RMB'000	RMB'000	RMB'000	RMB'000	RMB'000	RMB'000	RMB'000	
	人民幣千元	人民幣千元	人民幣千元	人民幣千元	人民幣千元	人民幣千元	人民幣千元	
Interest-bearing bank and other borrowings	計息銀行及其他借貸	-	-	73,625	19,672	-	-	93,297
Trade payables	應付賬款	63,585	-	-	-	-	-	63,585
Other payables and accruals	其他應付款項及應計款項	38,145	-	6,250	22,149	34,168	12,450	113,162
Lease liabilities	租賃負債	-	301	2,889	2,397	5,376	18,932	29,895
Due to related parties	應付關聯方款項	12,430	-	-	-	-	-	12,430
		<u>114,160</u>	<u>301</u>	<u>82,764</u>	<u>44,218</u>	<u>39,544</u>	<u>31,382</u>	<u>312,369</u>

37. 財務風險管理目標及政策 (續)

流動性風險(續)

於報告期末，本集團金融負債基於合約未貼現付款的期限如下：

37. FINANCIAL RISK MANAGEMENT OBJECTIVES AND POLICIES (Continued) Interest rate risk

The Group's exposure to interest rate risk relates primarily to the Group's bank deposits and interest-bearing bank and other borrowings. The interest rates and terms of repayment of interest-bearing bank and other borrowings are disclosed in note 25 to the consolidated financial statements.

The Group manages its cash flow interest rate risk exposure arising from all of its interest-bearing loans through the use of fixed rates. In addition, the Group has not used any interest rate swaps to hedge against interest rate risk.

Credit risk

Substantial amounts of the Group's cash and cash equivalents and pledged deposits are held in major reputable financial institutions located in Chinese Mainland and Hong Kong, which management believes are of high credit quality. The credit risk of the Group's other financial assets, which comprise trade and bills receivables, other receivables and amounts due from related parties, arises from default of the counterparty, with a maximum exposure equal to the carrying amounts of these instruments. The Group has no other financial assets which carry significant exposure to credit risk.

37. 財務風險管理目標及政策 (續) 利率風險

本集團面對的利率風險主要與本集團銀行存款以及計息銀行及其他借貸有關。計息銀行及其他借貸的利率及還款條款於綜合財務報表附註25披露。

本集團利用固定利率管理全部計息貸款所產生的現金流量利率風險。此外，本集團並無利用任何利率掉期對沖利率風險。

信貸風險

本集團絕大部分的現金及現金等價物及已質押存款存放於中國內地及香港聲譽良好的主要金融機構。管理層相信該等機構擁有良好的信貸質素。本集團其他金融資產(包括應收賬款及票據、其他應收款項及應收關聯方款項)的信貸風險由於交易對手拖欠款項而產生，而所面對的最高風險相等於該等工具的賬面金額。本集團並無其他金融資產須面對重大信貸風險。

37. FINANCIAL RISK MANAGEMENT OBJECTIVES AND POLICIES *(Continued)* Credit risk *(Continued)*

As disclosed in note 4 to the consolidated financial statements, the Group sells most of the products to a small number of customers. As a result, it faces a high level of concentration of credit risk. At the end of the reporting period, the Group had a concentration of credit risk as 58% (2024: 57%) and 100% (2024: 100%) of the total trade receivables was due from the Group's largest customer and the five largest customers respectively. The Group manages this risk by offering credit terms ranged from one month to four months to its customers for the sale of self-produced products and its trading customers because market conditions remained weak. The Group maintains strict control over its outstanding receivables and senior management regularly reviews the overdue balances. In addition, the Group's exposure to credit risk is also influenced by the individual characteristics of each customer and default risk of the industry in which customers operate.

37. 財務風險管理目標及政策 *(續)* 信貸風險 *(續)*

誠如綜合財務報表附註4所披露，本集團向少數客戶銷售大部分產品，故信貸風險甚為集中。於報告期末，由於應收賬款總額的58%（2024年：57%）及100%（2024年：100%）分別來自本集團最大及五大客戶，故本集團面對集中信貸風險。鑑於市況持續低迷，為管理此風險，本集團為銷售自產產品的客戶及貿易客戶提供介乎一個月至四個月的信用期。本集團維持對尚未收回應收款項的嚴格控制，並由高級管理層定期審閱逾期餘款。此外，本集團須承受的信貸風險亦受每名客戶的個別特性及客戶經營行業的違約風險所影響。

37. FINANCIAL RISK MANAGEMENT OBJECTIVES AND POLICIES (Continued) Credit risk (Continued)

Maximum exposure and year-end staging

The tables below show the credit quality and the maximum exposure to credit risk based on the Group's credit policy, which is mainly based on past due information unless other information is available without undue cost or effort, and year-end staging classification as at 31 December. The amounts presented are gross carrying amounts for financial assets.

As at 31 December 2025

37. 財務風險管理目標及政策 (續) 信貸風險 (續)

最高風險及年結階段

下表顯示基於本集團信貸政策的信貸質素及最高信貸風險，主要基於逾期資料（除非其他資料可在無須花費過多成本或精力的情況下獲得），以及於12月31日的年結階段分類。所呈列金額為金融資產賬面總額。

於2025年12月31日

	12-month ECLs 12個月預期 信用損失	Lifetime ECLs 全期預期信用損失			Total 總計 RMB'000 人民幣千元	
		Stage 1 階段1 RMB'000 人民幣千元	Stage 2 階段2 RMB'000 人民幣千元	Stage 3 階段3 RMB'000 人民幣千元		Simplified approach 簡化方法 RMB'000 人民幣千元
Trade and bills receivables ^(a)	應收賬款及票據 ^(a)	-	-	-	161,940	161,940
Financial assets included in prepayments, other receivables and other assets	計入預付款項、其他應收 款項及其他資產的 金融資產					
- Normal ^(b)	- 正常 ^(b)	3,482	-	-	-	3,482
- Doubtful ^(b)	- 成疑 ^(b)	-	-	235	-	235
Due from related parties	應收關聯方款項	847	-	-	-	847
Cash and cash equivalents	現金及現金等價物	9,238	-	-	-	9,238
Pledged deposits	已質押存款	25	-	-	-	25
		13,592	-	235	161,940	175,767

Notes to the Consolidated Financial Statements

綜合財務報表附註

Year ended 31 December 2025

截至2025年12月31日止年度

37. FINANCIAL RISK MANAGEMENT OBJECTIVES AND POLICIES (Continued) Credit risk (Continued)

Maximum exposure and year-end staging (Continued)

As at 31 December 2024

		12-month	Lifetime ECLs			Total
		ECLs	Simplified			
		12個月預期	全期預期信用損失			總計
		信用損失	Stage 1	Stage 2	Stage 3	approach
			階段1	階段2	階段3	簡化方法
		RMB'000	RMB'000	RMB'000	RMB'000	RMB'000
		人民幣千元	人民幣千元	人民幣千元	人民幣千元	人民幣千元
Trade and bills receivables ^(a)	應收賬款及票據 ^(a)	-	-	-	-	75,494
Financial assets included in prepayments, other receivables and other assets	計入預付款項、其他應收款項及其他資產的金融資產					
- Normal ^(b)	- 正常 ^(b)	3,075	-	-	-	3,075
- Doubtful ^(b)	- 成疑 ^(b)	-	-	235	-	235
Due from related parties	應收關聯方款項	3,137	-	-	-	3,137
Cash and cash equivalents	現金及現金等價物	11,881	-	-	-	11,881
Pledged deposits	已質押存款	25	-	-	-	25
		<u>18,118</u>	<u>-</u>	<u>235</u>	<u>75,494</u>	<u>93,847</u>

(a) For trade and bill receivables to which the Group applies the simplified approach for impairment, information based on the provision matrix is disclosed in note 19 to the consolidated financial statements.

(b) The credit quality of the financial assets included in prepayments, other receivables and other assets is considered to be "normal" when they are not past due and there is no information indicating that the financial assets had a significant increase in credit risk since initial recognition. Otherwise, the credit quality of the financial assets is considered to be "doubtful".

37. 財務風險管理目標及政策 (續)

信貸風險 (續)

最高風險及年結階段 (續)

於2024年12月31日

(a) 就本集團應用減值簡化方法的應收賬款及票據而言，基於撥備矩陣的資料於綜合財務報表附註19披露。

(b) 當計入預付款項、其他應收款項及其他資產的金融資產未逾期，且並無資料顯示金融資產的信貸風險自初始確認以來大幅增加時，金融資產的信貸質素被視為「正常」；否則金融資產的信貸質素被視為「成疑」。

37. FINANCIAL RISK MANAGEMENT OBJECTIVES AND POLICIES (Continued) Foreign currency risk

The Group's foreign currency exposures arise primarily from the exchange rate movement of foreign currencies, namely HKD, USD and SGD, against the functional currencies of the respective entities within the Group.

The Group does not enter into any hedging transactions to manage the potential fluctuation in foreign currencies. Management monitors the Group's foreign currency exposure and will consider hedging significant foreign currency exposure when the needs arise.

The following table demonstrates the sensitivity to a 5.0% change in RMB against HKD, USD and SGD, respectively. The 5.0% is the rate used when reporting currency risk internally to key management personnel and represents management's assessment of the reasonably possible change in the foreign currency rates. The sensitivity analyses of the Group's exposure to foreign currency risk at the end of each reporting period have been determined based on the adjustment of translation of the monetary assets and liabilities at the end of each reporting period for a 5.0% change in RMB against HKD, USD and SGD, respectively, with all other variables held constant, of the Group's profit before tax for the year ended 31 December 2025 (due to changes in the fair value of cash and cash equivalents and financial assets at fair value through profit or loss denominated in HKD, USD and SGD):

Changes in (loss)/profit before tax	稅前(虧損)/利潤變動
If RMB strengthens against HKD, USD and SGD	倘人民幣兌港元、美元及新加坡元轉強
If RMB weakens against HKD, USD and SGD	倘人民幣兌港元、美元及新加坡元轉弱

37. 財務風險管理目標及政策 (續) 外幣風險

本集團的外幣風險主要來自外幣(即港元、美元及新加坡元)兌本集團旗下相關實體的功能貨幣的匯率變動。

本集團並無進行任何對沖交易以管理潛在的外幣波動。管理層監察本集團的外幣風險，並將於有需要時考慮對沖重大的外幣風險。

下表說明對人民幣分別兌港元、美元及新加坡元出現5.0%變動的敏感度。5.0%乃內部向主要管理人員匯報貨幣風險時採納的比率，並為管理層對外幣匯率合理可能變動的評估。對本集團於各報告期末的外幣風險的敏感度分析，乃基於在所有其他變數維持不變下，就於各報告期末換算貨幣資產及負債，對本集團截至2025年12月31日止年度的稅前利潤作出人民幣分別兌港元、美元及新加坡元出現5.0%變動的調整(源於按港元、美元及新加坡元計值的現金及現金等價物以及按公平值計量而其變動計入損益的金融資產的公平值變動)得出：

2025 2025年 RMB'000 人民幣千元	2024 2024年 RMB'000 人民幣千元
(7)	(52)
<u>7</u>	<u>52</u>

37. FINANCIAL RISK MANAGEMENT OBJECTIVES AND POLICIES (Continued) Foreign currency risk (Continued)

The Group does not consider that it has any significant exposure to the risk of fluctuation in the exchange rates between HKD/USD/SGD and RMB as a reasonable possible change of 5% in RMB against HKD/USD/SGD would have no significant financial impact on the Group's profit or loss.

Capital management

The primary objectives of the Group's capital management are to safeguard the Group's ability to continue as a going concern and to maintain healthy capital ratios in order to support its business and maximise shareholders' value.

The Group manages its capital structure and makes adjustments to it in light of changes in economic conditions. To maintain or adjust the capital structure, the Group may adjust the dividend payment to shareholders or raise new capital from its investors. No changes were made in the objectives, policies or processes for managing financial risk during the year.

The Group will minimise the capital expenditure and renew or extend its short-term loans as part of capital management. The Group monitors capital using a gearing ratio, which is net debt divided by total equity plus net debt. The Group's policy is to keep the gearing ratio between 20% and 40% over the long term. Net debt is defined as interest-bearing bank and other borrowings and lease liabilities, net of cash and cash equivalents and it excludes liabilities incurred for working capital purposes. Equity includes equity attributable to the owners of the Company and non-controlling interest. As at 31 December 2025, the gearing ratio was 9.2% (2024: 9.9%).

37. 財務風險管理目標及政策 (續) 外幣風險(續)

由於人民幣兌港元／美元／新加坡元的合理可能變動5%將不會對本集團的損益有任何重大財務影響，故本集團認為其並無面臨港元／美元／新加坡元兌人民幣的重大匯率波動風險。

資本管理

本集團資本管理的主要目的為保障本集團持續經營的能力及維持良好的資本比率，以支持其業務及盡量提高股東價值。

本集團管理並因應經濟狀況變化調整資本架構。為維持或調整資本架構，本集團或會調整向股東派付的股息或向投資者募集新資本。年內並無對管理財務風險的目標、政策或程序作出任何變動。

本集團將盡量減少資本開支並重續或延長短期貸款作為資本管理一部分。本集團以借貸比率監控資本，該比率為債務淨額除以權益總額再加債務淨額。本集團的政策為將借貸比率長期維持於20%至40%之間。債務淨額被界定為計息銀行及其他借貸以及租賃負債，扣除現金及現金等價物，且並不包括就營運資金用途而產生的負債。權益包括歸屬於本公司擁有人的權益及非控股權益。於2025年12月31日，借貸比率為9.2%（2024年：9.9%）。

38. STATEMENT OF FINANCIAL POSITION OF THE COMPANY

Information about the statement of financial position of the Company at the end of the reporting period is as follows:

38. 本公司的財務狀況表

於報告期末本公司財務狀況表的資料如下：

		2025 2025年 RMB'000 人民幣千元	2024 2024年 RMB'000 人民幣千元
NON-CURRENT ASSETS	非流動資產		
Investments in subsidiaries	於子公司的投資	526,684	534,825
Total non-current assets	非流動資產總值	526,684	534,825
CURRENT ASSETS	流動資產		
Dividend receivable	應收股息	17,156	17,156
Due from subsidiaries	應收子公司款項	144,676	146,459
Prepayments, other receivables and other assets	預付款項、其他應收款項及其他資產	218	218
Cash and cash equivalents	現金及現金等價物	72	739
Total current assets	流動資產總值	162,122	164,572
CURRENT LIABILITIES	流動負債		
Due to subsidiaries	應付子公司款項	39,764	49,223
Due to the related parties	應付關聯方款項	5,574	6,863
Other payables and accruals	其他應付款項及應計款項	17,974	17,690
Total current liabilities	流動負債總額	63,312	73,776
NET CURRENT ASSETS	流動資產淨值	98,810	90,796
Net assets	資產淨值	625,494	625,621
EQUITY	權益		
Issued capital	已發行股本	197,889	197,889
Reserves	儲備	427,605	427,732
Total equity	權益總額	625,494	625,621

Notes to the Consolidated Financial Statements

綜合財務報表附註

Year ended 31 December 2025
截至2025年12月31日止年度

38. STATEMENT OF FINANCIAL POSITION OF THE COMPANY (Continued)

Note:

The movements of the Company's reserves are as follows:

		Share premium account 股份溢價賬 RMB'000 人民幣千元	Share option reserve 股份期權儲備 RMB'000 人民幣千元	Accumulated losses 累計虧損 RMB'000 人民幣千元	Total 合計 RMB'000 人民幣千元
At 1 January 2024	於2024年1月1日	1,877,488	9,121	(1,438,210)	448,399
Transfer of share option reserve upon the expiry of share options	於股份期權屆滿時轉撥股份期權儲備	-	(9,121)	9,121	-
Total comprehensive loss for the year	年內全面虧損總額	-	-	(20,667)	(20,667)
At 31 December 2024 and 1 January 2025	於2024年12月31日及2025年1月1日	1,877,488	-	(1,449,756)	427,732
Total comprehensive loss for the year	年內全面虧損總額	-	-	(127)	(127)
At 31 December 2025	於2025年12月31日	1,877,488	-	(1,449,883)	427,605

The share option reserve comprises the fair value of share options granted which are yet to be exercised, as further explained in the accounting policy for share-based payments in note 2.4 to the consolidated financial statements. The amount will either be transferred to the share premium account when the related options are exercised, or be transferred to retained profits should the related options expire.

39. EVENT AFTER THE END OF REPORTING PERIOD

Save as disclosed elsewhere in the consolidated financial statements, since 31 December 2025 up to the date of this report, no significant events affecting the Group have taken place.

40. APPROVAL OF THE CONSOLIDATED FINANCIAL STATEMENTS

The consolidated financial statements were approved and authorised for issue by the board on 27 March 2026.

38. 本公司的財務狀況表 (續)

附註：

本公司儲備的變動如下：

		Share premium account 股份溢價賬 RMB'000 人民幣千元	Share option reserve 股份期權儲備 RMB'000 人民幣千元	Accumulated losses 累計虧損 RMB'000 人民幣千元	Total 合計 RMB'000 人民幣千元
At 1 January 2024	於2024年1月1日	1,877,488	9,121	(1,438,210)	448,399
Transfer of share option reserve upon the expiry of share options	於股份期權屆滿時轉撥股份期權儲備	-	(9,121)	9,121	-
Total comprehensive loss for the year	年內全面虧損總額	-	-	(20,667)	(20,667)
At 31 December 2024 and 1 January 2025	於2024年12月31日及2025年1月1日	1,877,488	-	(1,449,756)	427,732
Total comprehensive loss for the year	年內全面虧損總額	-	-	(127)	(127)
At 31 December 2025	於2025年12月31日	1,877,488	-	(1,449,883)	427,605

股份期權儲備包括已授出但尚未行使的股份期權的公平值，進一步闡述見綜合財務報表附註2.4有關以股份為基礎的付款的會計政策。該款項將於相關期權獲行使時轉撥至股份溢價賬，或在相關期權屆滿的情況下轉撥至留存利潤。

39. 報告期末後事項

除綜合財務報表其他部分所披露者外，自2025年12月31日起及截至本報告之日止，概無發生影響本集團的重大事項。

40. 批准綜合財務報表

董事會於2026年3月27日批准及授權刊發綜合財務報表。

Five-Year Financial Summary

五年財務摘要

SUMMARY OF FINANCIAL INFORMATION

A summary of the results, assets, liabilities and non-controlling interests of the Group for the last five financial years, as extracted from the published audited financial statements, is set out below.

Results

財務資料摘要

下文載列本集團過去五個財政年度的業績、資產、負債及非控股權益摘要，乃摘錄自己公佈的經審核財務報表。

業績

For the year ended 31 December

截至12月31日止年度

		2025 2025年 RMB'000 人民幣千元	2024 2024年 RMB'000 人民幣千元	2023 2023年 RMB'000 人民幣千元	2022 2022年 RMB'000 人民幣千元	2021 2021年 RMB'000 人民幣千元
CONTINUING OPERATIONS	持續經營業務					
REVENUE	收入	557,885	542,490	784,951	725,869	714,760
Cost of sales	銷售成本	(540,689)	(528,287)	(748,417)	(700,591)	(690,098)
Gross profit	毛利	17,196	14,203	36,534	25,278	24,662
Other income and gain	其他收入及收益	17,388	12,402	17,244	8,371	3,888
Selling and distribution expenses	銷售及分銷開支	(4,916)	(2,667)	(2,254)	(904)	(373)
Administrative expenses	行政開支	(17,914)	(19,064)	(21,783)	(21,592)	(19,003)
Other expenses	其他開支	(5,220)	(9,976)	(9,980)	(4,198)	(2,288)
Reversal of impairment losses on trade receivables, net	應收賬款減值虧損撥回淨額	-	-	2,674	4,530	4,130
Reversal/(provision) of impairment losses on other receivables	其他應收款項減值虧損撥回/撥備	-	371	-	(2)	-
Write-down of inventories	存貨撇減	-	(4,691)	-	-	-
Impairment losses on property, plant and equipment	物業、廠房及設備減值虧損	-	(4,947)	-	-	-
Impairment losses on intangible assets	無形資產減值虧損	-	(4,152)	-	-	-
Finance costs	融資成本	(5,855)	(7,750)	(8,323)	(5,965)	(5,393)
Share of results of joint ventures	應佔合營企業業績	833	1,680	-	-	-
(LOSS)/PROFIT BEFORE TAX FROM CONTINUING OPERATIONS	持續經營業務稅前(虧損)/利潤	1,512	(24,591)	14,112	5,518	5,623
Income tax credit/(expense)	所得稅抵免/(開支)	259	4,502	(5,032)	(4,480)	(4,641)
(LOSS)/PROFIT FOR THE YEAR FROM CONTINUING OPERATIONS	持續經營業務年內(虧損)/利潤	1,771	(20,089)	9,080	1,038	982
DISCONTINUED OPERATIONS	已終止經營業務					
Loss for the year from discontinued operations	已終止經營業務年內虧損	-	-	-	-	(4,107)
Gain on disposal of discontinued operations	出售已終止經營業務的收益	-	-	-	-	10,723
(LOSS)/PROFIT FOR THE YEAR	年內(虧損)/利潤	1,771	(20,089)	9,080	1,038	7,598

Five-Year Financial Summary

五年財務摘要

		For the year ended 31 December				
		截至12月31日止年度				
		2025	2024	2023	2022	2021
		2025年	2024年	2023年	2022年	2021年
		RMB'000	RMB'000	RMB'000	RMB'000	RMB'000
		人民幣千元	人民幣千元	人民幣千元	人民幣千元	人民幣千元
OTHER COMPREHENSIVE (LOSS)/INCOME:	其他全面(虧損)/收益:					
Other comprehensive (loss)/income that may be reclassified to profit or loss in subsequent periods:	可於往後期間重新分類至損益的其他全面(虧損)/收益:					
Exchange differences on translation of foreign operations	換算海外業務產生的匯兌差額	15	(5)	16	31	840
TOTAL COMPREHENSIVE (LOSS)/PROFIT FOR THE YEAR	年內全面(虧損)/利潤總額	1,786	(20,094)	9,096	1,069	8,438
(Loss)/Profit attributable to:	(虧損)/利潤歸屬於:					
Owners of the Company	本公司擁有人	(142)	(20,662)	9,697	1,304	8,311
Non-controlling interests	非控股權益	1,913	573	(617)	(266)	(713)
		1,771	(20,089)	9,080	1,038	7,598
Total comprehensive (loss)/income attributable to:	全面(虧損)/收益總額歸屬於:					
Owners of the Company	本公司擁有人	(127)	(20,667)	9,713	1,335	8,989
Non-controlling interests	非控股權益	1,913	573	(617)	(266)	(551)
		1,786	(20,094)	9,096	1,069	8,438
Basic and diluted (loss)/earnings per Share attributable to ordinary equity holders of the Company: (RMB cents)	歸屬於本公司普通股股權持有人的每股股份基本及攤薄(虧損)/盈利:					
- continuing operations	(人民幣分)	(0.01)	(0.92)	0.43	0.06	0.04
- discontinued operations	— 持續經營業務	-	-	-	-	0.33
	— 已終止經營業務					
Total	總計	(0.01)	(0.92)	0.43	0.06	0.37

Five-Year Financial Summary 五年財務摘要

Assets, Liabilities and Non-controlling Interests

資產、負債及非控股權益

		As at 31 December				
		於12月31日				
		2025	2024	2023	2022	2021
		2025年	2024年	2023年	2022年	2021年
		RMB'000	RMB'000	RMB'000	RMB'000	RMB'000
		人民幣千元	人民幣千元	人民幣千元	人民幣千元	人民幣千元
Non-current assets	非流動資產	1,082,214	1,063,267	1,062,481	961,450	915,436
Current assets	流動資產	231,935	219,042	244,853	237,140	246,178
Non-current liabilities	非流動負債	(197,309)	(145,322)	(125,400)	(35,453)	(97,915)
Current liabilities	流動負債	(194,846)	(216,779)	(241,632)	(231,931)	(133,562)
Total equity	權益總額	921,994	920,208	940,302	931,206	930,137
Non-controlling interests	非控股權益	(296,500)	(294,587)	(294,014)	(294,631)	(294,897)
Equity attributable to owners of the Company	歸屬於本公司持有人的權益	625,494	625,621	646,288	636,575	635,240

Glossary

詞彙

Unless otherwise specified in this annual report or the context otherwise requires, the following capitalised terms shall have the following meanings:

除非本年報另有指明或文義另有所指，否則下列專有詞彙具有下列涵義：

“2019 Counter Indemnity”		a moveable asset pledge contract entered into between Chengyu Vanadium Titano and the Company on 30 July 2019 for the provision of counter-indemnity by Chengyu Vanadium Titano in favour of the Company in respect of the Company’s liabilities and claims under the CVT Guarantees (if any), and the pledge of the Chengyu Vanadium Titano’s inventories (including but not limited to structural steels, coals etc) as security for such counter indemnity
「2019年反彌償保證」	指	成渝鈮鈦與本公司於2019年7月30日訂立的動產質押合同，內容有關成渝鈮鈦以本公司為受益人就本公司於中國鐵鈮鈦擔保下的負債及申索（如有）提供反彌償保證，以及質押成渝鈮鈦的存貨（包括但不限於建築用鋼材、煤炭等）作為該反彌償保證的擔保
“2019 Disposal”		the sale transaction of the Caitong Group from Sichuan Lingyu to Chengyu Vanadium Titano which was entered into on 29 January 2019 and completed on 30 July 2019
「2019年出售事項」	指	於2019年1月29日訂立並於2019年7月30日完成由四川凌御向成渝鈮鈦出售財通集團的交易
“2020 AGM”		the Shareholders’ annual general meeting held on 16 June 2020
「2020年股東週年大會」	指	於2020年6月16日舉行的股東週年大會
“2022 Counter Indemnity”		the counter indemnity agreement entered into between Chengyu Vanadium Titano and the Company on 16 May 2022 for the provision of counter-indemnity by Chengyu Vanadium Titano in favour of the Company in respect of the Company’s contingent liabilities and potential claims covered under the 2022 Master Guarantee Agreement (if any), and the pledge of Chengyu Vanadium Titano’s inventories (comprising structural steels and iron ores, or any other assets approved by the Company) as security for such counter-indemnity
「2022年反彌償保證」	指	成渝鈮鈦與本公司於2022年5月16日訂立的反彌償保證協議，內容有關成渝鈮鈦以本公司為受益人就本公司於2022年主擔保協議下涵蓋的或有負債及潛在申索（如有）提供反彌償保證，以及質押成渝鈮鈦的存貨（包括建築用鋼材及鐵礦石或本公司批准的任何其他資產）作為該反彌償保證的擔保
“2022 EGM”		the extraordinary general meeting of the Company on 29 June 2022 to approve the 2022 Master Guarantee Agreement (together with the Existing Guarantee Annual Cap(s)) and the transactions contemplated thereunder
「2022年股東特別大會」	指	本公司於2022年6月29日為批准2022年主擔保協議（連同現有擔保年度上限）及據此擬進行的交易而舉行的股東特別大會

<p>“2022 Master Guarantee Agreement”</p> <p>「2022年主擔保協議」</p>	<p>指</p>	<p>the master guarantee agreement entered into between the Company, Huili Caitong, Xiushuihe Mining and Chengyu Vanadium Titano on 16 May 2022 under which the Company agreed to continue to provide the CVT Guarantees on the terms set out therein</p> <p>本公司、會理財通、秀水河礦業及成渝鈦於2022年5月16日訂立的主擔保協議，據此，本公司同意繼續按當中所載條款提供中國鐵鈦擔保</p>
<p>“2023 FM Framework Agreements”</p> <p>「2023年設施管理服務框架協議」</p>	<p>指</p>	<p>the 2023 Huili FM Agreement and the 2023 Yanyuan FM Agreement</p> <p>2023年會理設施管理服務協議及2023年鹽源設施管理服務協議</p>
<p>“2023 Huili FM Agreement”</p> <p>「2023年會理設施管理服務協議」</p>	<p>指</p>	<p>the facility management services framework agreement entered into between Huili Caitong and Xiushuihe Mining and Sichuan Lingwei on 13 December 2022 in relation to the provision of FM Services by Sichuan Lingwei to Huili Caitong and Xiushuihe Mining</p> <p>會理財通及秀水河礦業與四川凌威於2022年12月13日就四川凌威向會理財通及秀水河礦業提供設施管理服務訂立的設施管理服務框架協議</p>
<p>“2023 Yanyuan FM Agreement”</p> <p>「2023年鹽源設施管理服務協議」</p>	<p>指</p>	<p>the facility management services framework agreement entered into between Yanyuan Xigang and Sichuan Lingwei on 13 December 2022 in relation to the provision of FM Services by Sichuan Lingwei to Yanyuan Xigang</p> <p>鹽源西鋼與四川凌威於2022年12月13日就四川凌威向鹽源西鋼提供設施管理服務訂立的設施管理服務框架協議</p>
<p>“2026 AGM”</p> <p>「2026年股東週年大會」</p>	<p>指</p>	<p>the Shareholders’ annual general meeting to be held on 22 May 2026</p> <p>將於2026年5月22日舉行的股東週年大會</p>
<p>“2025 Counter Indemnity”</p> <p>「2025年反彌償保證」</p>	<p>指</p>	<p>the counter-indemnity agreement entered into between Chengyu Vanadium and the Company on 11 February 2025 for the provision of counter-indemnity by Chengyu Vanadium in favour of the Company in respect of the Company’s contingent liabilities and potential claims covered under the 2025 Master Guarantee Agreement (if any), and the pledge of inventories (mainly comprising industrial materials) and any other assets (mainly comprising machinery and equipment) as approved by the Company as security for such counter-indemnity</p> <p>成渝鈦與本公司於2025年2月11日訂立的反彌償保證協議，內容有關成渝鈦以本公司為受益人就本公司於2025年主擔保協議下涵蓋的或有負債及潛在申索（如有）提供反彌償保證，以及質押存貨（主要包括工業材料）及本公司批准的任何其他資產（主要包括機器及設備）作為該反彌償保證的擔保</p>
<p>“2025 Master Guarantee Agreement”</p> <p>「2025年主擔保協議」</p>	<p>指</p>	<p>the master guarantee agreement entered into between the Company, the Borrowers and Chengyu Vanadium on 11 February 2025 (after trading hours), pursuant to which the Company agreed to continue to provide the CVT Guarantees on the terms set out therein</p> <p>本公司、該等借款人及成渝鈦於2025年2月11日（交易時段後）訂立的主擔保協議，據此，本公司同意繼續按當中所載條款提供中國鐵鈦擔保</p>

Glossary

詞彙

“2026 FM Framework Agreement” 「2026年設施管理服務框架協議」	指	the 2026 Huili FM Agreement and the 2026 Yanyuan FM Agreement 2026年會理設施管理服務協議及2026年鹽源設施管理服務協議
“2026 Huili FM Agreement” 「2026年會理設施管理服務協議」	指	the facility management services framework agreement entered into between Huili Caitong, Xiushuihe Mining and Sichuan Lingwei on 7 November 2025 in relation to the provision of FM Services by Sichuan Lingwei to Huili Caitong and Xiushuihe Mining 會理財通及秀水河礦業與四川凌威於2025年11月7日就四川凌威向會理財通及秀水河礦業提供設施管理服務訂立的設施管理服務框架協議
“2026 Yanyuan FM Agreement” 「2026年鹽源設施管理服務協議」	指	the facility management services framework agreement entered into between Yanyuan Xigang and Sichuan Lingwei on 7 November 2025 in relation to the provision of FM Services by Sichuan Lingwei to Yanyuan Xigang 鹽源西鋼與四川凌威於2025年11月7日就四川凌威向鹽源西鋼提供設施管理服務訂立的設施管理服務框架協議
“Aba Mining” 「阿壩礦業」	指	Aba Mining Co., Ltd.*, a limited liability company established in the PRC on 27 February 2004 and an indirect wholly-owned subsidiary of the Company 阿壩礦業有限公司，一間於2004年2月27日在中國成立的有限責任公司，為本公司的間接全資子公司
“Akuang Trading” 「阿礦貿易」	指	Huili Akuang Trading Co., Ltd.*, a limited liability company established in the PRC on 13 June 2012 and an indirect wholly-owned subsidiary of the Company 會理阿礦貿易有限公司，一間於2012年6月13日在中國成立的有限責任公司，為本公司的間接全資子公司
“Articles” 「細則」	指	the articles of association of the Company, adopted on 4 September 2009 and as amended from time to time 本公司於2009年9月4日採納並經不時修訂的組織章程細則
“Board” 「董事會」	指	the board of Directors of the Company 本公司董事會
“Borrowers” 「該等借款人」	指	Huili Caitong and Xiushuihe Mining 會理財通及秀水河礦業
“Caitong Group” 「財通集團」	指	Huili Caitong and its subsidiaries, namely Xiushuihe Mining and Panzhihua Yixingda Industrial Trading Co., Ltd.*, which engage in sale of self-produced low-grade iron concentrates within the range of 53% TFe to 55% TFe and have been disposed of by the Group on 30 July 2019 於2019年7月30日被本集團出售的會理財通及其子公司（即秀水河礦業及攀枝花易興達工貿有限責任公司），從事銷售TFe含量介乎53%至55%的自產低品位鐵精礦的業務
“CCB” 「建行」	指	China Construction Bank Corporation, Liangshan Branch* 中國建設銀行股份有限公司涼山分行

<p>“CCB-Caitong Indebtedness Amount”</p> <p>「建行－財通貸款金額」</p>	<p>指</p>	<p>among others, principal indebtedness of RMB276.9 million, accumulated interest thereof and other applicable charges and costs involved up to the actual date of settlement as may be adjudicated by the court(s), owing by a former subsidiary</p> <p>由一間前子公司結欠的（其中包括）貸款本金人民幣276.9百萬元、其累計利息以及法院可能判定直至實際清償日為止涉及的其他適用費用及成本</p>
<p>“CG Code”</p> <p>「企管守則」</p>	<p>指</p>	<p>the Corporate Governance Code set out in Appendix C1 to the Listing Rules that is applicable to the Corporate Governance Report for the Reporting Period, unless otherwise specified</p> <p>上市規則附錄C1所載適用於報告期的企業管治報告的企業管治守則，惟另有指明者除外</p>
<p>“Chengyu Vanadium Titano”</p> <p>「成渝鈦鈦」</p>	<p>指</p>	<p>Chengyu Vanadium Titano Technology Ltd.*, formerly known as Weiyuan Steel Co., Ltd.*, a sino-foreign equity joint venture established in the PRC on 3 April 2001 and a connected person of the Company</p> <p>成渝鈦鈦科技有限公司（前稱威遠鋼鐵有限公司），一間於2001年4月3日在中國成立的中外合資經營企業，為本公司的關連人士</p>
<p>“Chuan Wei”</p> <p>「川威」</p>	<p>指</p>	<p>Sichuan Chuanwei Group Co., Ltd.*, a limited liability company established in the PRC on 29 March 1998 and a connected person of the Company</p> <p>四川省川威集團有限公司，一間於1998年3月29日在中國成立的有限責任公司，為本公司的關連人士</p>
<p>“Cinda”</p> <p>「信達」</p>	<p>指</p>	<p>China Cinda Asset Management Co., Ltd, Sichuan Branch*</p> <p>中國信達資產管理股份有限公司四川省分公司</p>
<p>“Cinda-Caitong Indebtedness Amount”</p> <p>「信達－財通貸款金額」</p>	<p>指</p>	<p>among others, the principal indebtedness of RMB141.0 million and accumulated interest thereof owing by Huili Caitong under loan facilities originally extended by CMB on which the Company had previously provided a corporate guarantee in September 2014, prior to the assignment of such indebtedness by CMB to Cinda in 2017 and prior to the 2019 Disposal</p> <p>（其中包括）會理財通根據原先由招商銀行提供的貸款融資所結欠的貸款本金人民幣141.0百萬元及其累計利息，而於2017年招商銀行將該等貸款轉讓予信達前，以及於2019年出售事項前，本公司曾於2014年9月就該等貸款提供公司擔保</p>
<p>“close associates”</p> <p>「緊密聯繫人」</p>	<p>指</p>	<p>has the meaning ascribed thereto in the Listing Rules</p> <p>具上市規則所賦予的涵義</p>
<p>“CMB”</p> <p>「招商銀行」</p>	<p>指</p>	<p>China Merchant Bank Co., Ltd, Chengdu Branch*</p> <p>中國招商銀行股份有限公司成都分行</p>
<p>“Company”, “our”, or “we”</p> <p>「本公司」、「我們的」或「我們」</p>	<p>指</p>	<p>China Vanadium Titano-Magnetite Mining Company Limited, a limited liability company incorporated in the Cayman Islands on 28 April 2008</p> <p>中國鈦鈦磁鐵礦業有限公司，一間於2008年4月28日在開曼群島註冊成立的有限公司</p>

Glossary

詞彙

“Companies Act” 「公司法」	指	the Companies Act, Cap. 22 (Act 3 of 1961, as consolidated and revised) of the Cayman Islands 開曼群島法律第22章公司法（1961年法例3，經綜合及修訂）
“connected person(s)” 「關連人士」	指	has the meaning ascribed thereto in the Listing Rules 具上市規則所賦予的涵義
“Controlling Shareholder(s)” 「控股股東」	指	has the meaning ascribed thereto in the Listing Rules and refers to Trisonic International, Kingston Grand, Messrs. Wang Jin, Shi Yinjun, Yang Xianlu, Wu Wendong, Zhang Yuangui and Li Hesheng 具上市規則所賦予的涵義，並指合創國際、Kingston Grand、王勁先生、石銀君先生、楊先露先生、吳文東先生、張遠貴先生及李和勝先生
“CVT Guarantees” 「中國鐵鈦擔保」	指	guarantees given by the Company in favour of the Caitong Group guaranteeing, inter alia, the indebtedness owing by any company(ies) in the Caitong Group to the Financial Institutions with an original maximum guaranteed amount of RMB730.0 million, and as at 31 December 2025, RMB690.0 million 本公司以財通集團為受益人作出的擔保，擔保（其中包括）財通集團內任何公司結欠金融機構的債務，原最高擔保額為人民幣730.0百萬元，於2025年12月31日則為人民幣690.0百萬元
“Director(s)” 「董事」	指	director(s) of the Company or any one of them 本公司任何一名或多名董事
“DNRSP” 「四川資源廳」	指	Department of Natural Resources of Sichuan Province* 四川省自然資源廳
“Existing Guarantee Annual Cap(s)” 「現有擔保年度上限」	指	the proposed annual caps for the three years ending 31 December 2024 as set out in the circular of the Company dated 8 June 2022, which were subsequently approved by the Independent Shareholders at the 2022 EGM 本公司日期為2022年6月8日的通函所載，截至2024年12月31日止三個年度的建議年度上限，其後於2022年股東特別大會上獲獨立股東批准
“Exploration Results” 「勘查結果」	指	exploration results include data and information generated by mineral exploration programmes that might be of use to investors but which do not form part of a declaration of mineral resources or ore reserves 勘查結果包括勘探工作中產生的、可供投資者使用但不作為礦產資源量或礦石儲量正式報告部分的數據和信息
“EGM” 「股東特別大會」	指	extraordinary general meeting 股東特別大會

“Financial Institutions”		certain banks and an asset management and financial services institution in the PRC in favour of which the Company entered into the CVT Guarantees with an original maximum guaranteed amount of RMB730.0 million (the maximum amount guaranteed under the CVT Guarantees as at 31 December 2025 was RMB690.0 million) as security in relation to credit facilities granted to Huili Caitong and Xiushuihe Mining, respectively
「金融機構」	指	中國若干銀行以及一間資產管理及金融服務機構，本公司以該等銀行及機構為受益人訂立中國鐵鈦擔保，原最高擔保額為人民幣730.0百萬元（於2025年12月31日中國鐵鈦擔保的最高擔保額為人民幣690.0百萬元），作為有關授予會理財通及秀水河礦業的信貸融通的擔保
“FY2024” 「2024財政年度」	指	financial year ended and/or as at 31 December 2024, as applicable 截至2024年12月31日止財政年度及／或於2024年12月31日（如適用）
“FY2025” 「2025財政年度」	指	financial year ended and/or as at 31 December 2025, as applicable 截至2025年12月31日止財政年度及／或於2025年12月31日（如適用）
“Group” 「本集團」	指	the Company and its subsidiaries 本公司及其子公司
“High-Fe Mining Operations” 「高品位鐵礦場業務」	指	operations of the sale of self-produced high-grade iron concentrates within the range of 65% TFe to 72% TFe 銷售TFe含量介乎65%至72%的自產高品位鐵精礦的業務
“Hong Kong Stock Exchange” 「香港聯交所」	指	The Stock Exchange of Hong Kong Limited 香港聯合交易所有限公司
“Huili Caitong” 「會理財通」	指	Huili Caitong Iron and Titanium Co., Ltd.*, established in the PRC on 7 July 1998 and has been a foreign equity joint venture in the PRC since 29 December 2010, an indirect wholly-owned subsidiary of the Company till 30 July 2019 會理市財通鐵鈦有限責任公司，於1998年7月7日在中國成立，自2010年12月29日起成為中國的外商合資經營企業，直至2019年7月30日為止為本公司的間接全資子公司
“Huili Caitong Parties” 「會理財通各方」	指	Huili Caitong, Xiushuihe Mining and/or Chengyu Vanadium Titano, as applicable 會理財通、秀水河礦業及／或成渝鈦鈦（視適用情況而定）

Glossary

詞彙

“Hypothetical Scenario”		the scenario based on hypothetical assumptions which may or may not materialise, including that there will be no settlement, repayment and/or reduction in the principal amount of the Total Indebtedness Amounts for the three financial years ending 31 December 2027. Under such circumstances, the total maximum guaranteed amount comprising (i) the principal amount of the Total Indebtedness Amounts; and (ii) the accumulated interests, penalties and other incidental expenses
「假設情況」	指	基於可能或可能不會實現的假設所假定的情況，包括於截至2027年12月31日止三個財政年度將不會結清、償還及／或減少貸款金額總額的本金額。在此等情況下，包括(i)貸款金額總額的本金；及(ii)累計利息、罰款及其他附帶開支的最高保證總額
“ICBC”		Industrial and Commercial Bank of China Limited, Liangshan Branch*
「工商銀行」	指	中國工商銀行股份有限公司涼山分行
“ICBC-Caitong Indebtedness Amount”		among others, principal indebtedness of RMB69.7 million, accumulated interest thereof and other applicable charges and costs involved up to the actual date of settlement as may be adjudicated by the court(s), owing by a former subsidiary
「工商銀行－財通貸款金額」	指	由一間前子公司結欠的（其中包括）貸款本金人民幣69.7百萬元、其累計利息以及法院可能判定直至實際清償日為止涉及的其他適用費用及成本
“ICBC-Xiushuihe Indebtedness Amount”		among others, principal indebtedness of RMB19.0 million, accumulated interest thereof and other applicable charges and costs involved up to the actual date of settlement as may be adjudicated by the court(s), owing by a former subsidiary
「工商銀行－秀水河貸款金額」	指	由一間前子公司結欠的（其中包括）貸款本金人民幣19.0百萬元、其累計利息以及法院可能判定直至實際清償日為止涉及的其他適用費用及成本
“IFRS”		International Financial Reporting Standards, which comprise standards and interpretations approved by the International Accounting Standards Board and the International Accounting Standards and Standing Interpretations Committee interpretations approved by the International Accounting Standards Committee that remain in effect
「國際財務報告準則」	指	國際財務報告準則，包括仍然生效由國際會計準則理事會批准的準則及詮釋，以及由國際會計準則委員會批准的國際會計準則及常務詮釋委員會詮釋
“Indebtedness Claims” or “Total Indebtedness Amounts”		collectively the CCB-Caitong Indebtedness Amount, the ICBC-Caitong Indebtedness Amount, the ICBC-Xiushuihe Indebtedness Amount and the Cinda-Caitong Indebtedness Amount
「貸款申索」或「貸款金額總額」	指	建行－財通貸款金額、工商銀行－財通貸款金額、工商銀行－秀水河貸款金額及信達－財通貸款金額的統稱
“Independent Shareholders”		Shareholders, other than the Relevant CVT Substantial Shareholders and their respective close associates which are required to abstain from voting at the EGM pursuant to the Listing Rules
「獨立股東」	指	相關中國鐵鈦主要股東及彼等各自的緊密聯繫人以外的股東，須根據上市規則於股東特別大會上放棄表決權

“Indicated”		part of a mineral resource for which quantity, grade (or quality), densities, shape and physical characteristics are estimated with sufficient confidence to allow the application of modifying factors in sufficient detail to support mine planning and evaluation of the economic viability of the deposit
「控制」	指	礦產資源中有關份量、品位（或質量）、密度、形狀及實體特性均能準確估量的部分，以便運用具充足詳情的修訂因素，支持礦場的生產規劃及進行礦床經濟可行性評估
“Inferred”		part of a mineral resource for which quantity and grade (or quality) are estimated on the basis of limited geological evidence and sampling. Geological evidence is sufficient to imply but not verify geological and grade (or quality) continuity. It is based on exploration, sampling and testing information gathered through appropriate techniques from locations such as outcrops, trenches, pits, workings and drill holes
「推斷」	指	礦產資源中有關份量及品位（或質量）可根據有限度的地質證據和採樣估量的部分。地質證據足以假設（但非核實）地質及品位（或質量）的連續性。該估量是根據在露頭、槽探、礦坑、礦內巷道及鑽孔等地點以適當技術收集的勘探、採樣及測試信息作出
“JORC Code (2012 Edition)”		the Australasian Code for Reporting of Exploration Results, Mineral Resources and Ore Reserves, prepared by the Joint Ore Reserves Committee of the Australasian Institute of Mining and Metallurgy, Australian Institute of Geoscientists and Minerals Council of Australia in 1989 and revised and updated in 1992, 1996, 1999, 2004 and 2012, that sets out minimum standards, recommendations and guidelines for public reporting
「聯合可採儲量委員會規則（2012年版）」	指	由澳大利西亞礦冶學會、澳洲地質學家協會及澳洲礦物委員會所組成的聯合可採儲量委員會於1989年編製，並於1992年、1996年、1999年、2004年及2012年修訂及更新的澳大利西亞礦產勘查結果、礦產資源量及可採儲量的報告規則，載列就向公眾申報而言的最低標準、建議及指引
“Kingston Grand”		Kingston Grand Limited, a company incorporated in the British Virgin Islands on 20 February 2007, holder of 40% of the issued share capital of Trisonic International
「Kingston Grand」	指	Kingston Grand Limited，一間於2007年2月20日在英屬處女群島註冊成立的公司，持有合創國際40%的已發行股本
“Listing Rules”		the Rules Governing the Listing of Securities on the Hong Kong Stock Exchange
「上市規則」	指	香港聯交所證券上市規則

Glossary

詞彙

“Maoling Processing Plant”		the ore processing plant located near the Maoling-Yanglongshan Mine and operated by Aba Mining
「毛嶺洗選廠」	指	位於毛嶺—羊龍山鐵礦附近的礦石洗選廠，由阿壩礦業經營
“Maoling-Yanglongshan Mine”		an ordinary magnetite mine located in Wenchuan County, Sichuan, with a mining area of 2.7366 sq.km as operated by Aba Mining and integrated under the mining licence issued by the DNRSP on 6 May 2023
「毛嶺—羊龍山鐵礦」	指	一個位於四川汶川縣的普通磁鐵礦，採礦面積為2.7366平方公里，由阿壩礦業經營，並根據由四川資源廳於2023年5月6日發出的採礦許可證整合
“Measured”		part of a mineral resource for which quantity, grade (or quality), densities, shape, and physical characteristics are estimated with confidence sufficient to allow the application of modifying factors to support detailed mine planning and final evaluation of the economic viability of the deposit
「探明」	指	礦產資源中有關份量、品位（或質量）、密度、形狀及實體特性均能準確估量的部分，以便運用修訂因素，支持礦場的詳盡礦區規劃及進行礦床最終經濟可行性評估
“Model Code”		Model Code for Securities Transactions by Directors of Listed Issuers as set out in Appendix C3 to the Listing Rules
「標準守則」	指	上市規則附錄C3所載的上市發行人董事進行證券交易的標準守則
“Neijiang Shengchuan”		Neijiang Shengchuan Property Management Co., Ltd.*, a limited liability company established in the PRC on 22 June 2021, an independent third party
「內江盛川」	指	內江盛川物業管理有限公司，一間於2021年6月22日在中國成立的有限責任公司，為獨立第三方
“Net Loss”		total comprehensive loss attributable to owners of the Company
「虧損淨額」	指	歸屬於本公司擁有人的全面虧損總額
“Relevant CVT Substantial Shareholders”		Mr. Wang Jin, Mr. Shi Yinjun, Mr. Zhang Yuangui, Mr. Li Hesheng, and Mr. Wu Wendong, are parties acting in concert and some of the substantial Shareholders through their ownership in Trisonic International
「相關中國鐵鈦主要股東」	指	王勁先生、石銀君先生、張遠貴先生、李和勝先生及吳文東先生，為一致行動的人士，以及透過彼等於合創國際的擁有權為部分主要股東
“Reporting Period”		the year ended 31 December 2025
「報告期」	指	截至2025年12月31日止年度
“SFO”		the Securities and Futures Ordinance (Chapter 571 of the Laws of Hong Kong) as amended, supplemented or otherwise modified from time to time
「證券及期貨條例」	指	香港法例第571章證券及期貨條例（經不時修訂、增補或以其他方式修改）
“SGX-ST”		Singapore Exchange and Securities Trading Limited
「新交所」	指	新加坡證券交易所有限公司

“Share(s)”		ordinary share(s) in the share capital of the Company, with a nominal value of HKD0.1 each
「股份」	指	本公司股本中的普通股，每股面值0.1港元
“Shareholder(s)”		holder(s) of the Share(s)
「股東」	指	股份持有人
“Shigou Gypsum Mine”		Shigou gypsum mine located at Hanyuan County, Ya’an City, Sichuan Province, with a mining area of 0.1228 sq.km.
「石溝石膏礦」	指	位於四川省雅安市漢源縣的石溝石膏礦，採礦面積為0.1228平方公里
“Sichuan Lingwei”		Sichuan Lingwei Property Service Co., Ltd.*, a limited liability company established in the PRC on 7 July 2021 and an indirect wholly-owned subsidiary of the Company
「四川凌威」	指	四川省凌威物業服務有限公司，一間於2021年7月7日在中國成立的有限責任公司，為本公司的間接全資子公司
“Sichuan Lingyu”		Sichuan Lingyu Investment Group Co., Ltd.*, a limited liability company established in the PRC on 9 June 2010 and an indirect wholly-owned subsidiary of the Company
「四川凌御」	指	四川省凌御投資集團有限公司，一間於2010年6月9日在中國成立的有限責任公司，為本公司的間接全資子公司
“Sichuan Shengjiawei”		Sichuan Shengjiawei Property Service Co., Ltd.*, a joint venture established in the PRC on 15 December 2023, in which the Company indirectly owns 50% equity interest
「四川盛佳威」	指	四川省盛佳威物業服務有限公司，一間於2023年12月15日在中國成立的合營企業，由本公司間接擁有50%股本權益
“Sichuan Yufengwei”		Sichuan Yufengwei Property Service Co., Ltd.*, a joint venture established in the PRC on 19 December 2023, in which the Company indirectly owns 50% equity interest
「四川宇豐威」	指	四川省宇豐威物業服務有限公司，一間於2023年12月19日在中國成立的合營企業，由本公司間接擁有50%股本權益
“Status Updates”		the update on the status of each Indebtedness Claims as at the date of this annual report
「最新狀況」	指	各項貸款申索於截至本年報之日的最新狀況
“SSE”		Shanghai Stock Exchange
「上交所」	指	上海證券交易所
“SZSE”		Shenzhen Stock Exchange
「深交所」	指	深圳證券交易所

Glossary

詞彙

“Trisonic International”		Trisonic International Limited, a company incorporated in Hong Kong on 19 July 2006 and a Controlling Shareholder
「合創國際」	指	合創國際有限公司，一間於2006年7月19日在香港註冊成立的公司，為控股股東
“Type 331”		measured intrinsic economic resources (Type 331) as defined in the Classification for Resources/Reserves of Solid Fuels and Mineral Commodities
「種類331」	指	《固體礦產資源／儲量分類》所界定的探明的內蘊經濟資源量（種類331）
“Type 333”		inferred intrinsic economic resources (Type 333) as defined in the Classification for Resources/Reserves of Solid Fuels and Mineral Commodities
「種類333」	指	《固體礦產資源／儲量分類》所界定的推斷的內蘊經濟資源量（種類333）
“Weixi Guangfa”		Weixi Guangfa Iron Ore Development Company Limited*, a limited liability company established in the PRC on 10 June 2005
「維西廣發」	指	維西廣發鐵礦開發有限公司，一間於2005年6月10日在中國成立的有限責任公司
“Xinjin Mining”		Hanyuan County Xinjin Mining Co., Ltd.*, a limited liability company established in the PRC on 29 September 2010 and a subsidiary of the Company, in which the Company indirectly owns 51% equity interest
「鑫金礦業」	指	漢源縣鑫金礦業有限公司，一間於2010年9月29日在中國成立的有限責任公司，為本公司的子公司，由本公司間接擁有51%股本權益
“Xiushuihe Mining”		Huili Xiushuihe Mining Co., Ltd.*, a limited liability company established in the PRC on 26 June 2007, an indirect subsidiary of the Company which owned 95.0% equity interest through Huili Caitong till 30 July 2019
「秀水河礦業」	指	會理秀水河礦業有限公司，一間於2007年6月26日在中國成立的有限責任公司，直至2019年7月30日為止為本公司透過會理財通擁有95.0%股本權益的間接子公司
“Yanyuan Xigang”		Yanyuan Xigang Clean Coal Co., Ltd.*, a limited liability company established in the PRC
「鹽源西鋼」	指	鹽源西鋼精煤有限責任公司，一間於中國成立的有限責任公司
“Yanyuan Xiwei”		Yanyuan County Xiwei Mining Company Limited*, a limited liability company established in the PRC on 7 December 2007
「鹽源西威」	指	鹽源縣西威礦業有限責任公司，一間於2007年12月7日在中國成立的有限責任公司

ABBREVIATIONS, PLACES, CURRENCIES, UNITS AND OTHERS

簡稱、地點、貨幣、單位及其他

“Anhydrite” 「無水石膏」	指	an anhydrous sulfate mineral with the chemical formula CaSO_4 一種無水硫酸鹽礦物，化學式為 CaSO_4
“BVI” 「英屬處女群島」	指	the British Virgin Islands 英屬處女群島
“China”, “Chinese Mainland” or “PRC” 「中國」或「中國內地」	指	the People’s Republic of China excluding, for the purpose of this annual report, Hong Kong, the Macau Special Administrative Region of the PRC and Taiwan 中華人民共和國，就本年報而言，不包括香港、中國澳門特別行政區及台灣
“Fe” 「Fe」	指	chemical symbol of iron element 鐵元素的化學符號
“gypsum” 「石膏」	指	a soft hydrous sulfate mineral with the chemical formula $\text{CaSO}_4 \cdot 2\text{H}_2\text{O}$ 一種軟質含水硫酸鹽礦物，化學式為 $\text{CaSO}_4 \cdot 2\text{H}_2\text{O}$
“HKD” 「港元」	指	the lawful currency of Hong Kong 香港法定貨幣
“Hong Kong” 「香港」	指	the Hong Kong Special Administrative Region of the PRC 中國香港特別行政區
“km.” 「公里」	指	kilometre(s), a metric unit measure of distance 公里，量度距離的十進制單位
“Kt” 「千噸」	指	thousand tonnes 千噸
“Ktpa” 「千噸／年」	指	thousand tonnes per annum 每年千噸
“Mt” 「百萬噸」	指	million tonnes 百萬噸

Glossary

詞彙

“N/A” 「不適用」	指	not applicable 不適用
“RMB” 「人民幣」	指	the lawful currency of the PRC 中國法定貨幣
“SGD” 「新加坡元」	指	the lawful currency of the Republic of Singapore 新加坡共和國法定貨幣
“sq.km.” 「平方公里」	指	square kilometres 平方公里
“TFe” 「TFe」	指	the symbol for denoting total iron 表示全鐵的符號
“USD” 「美元」	指	the lawful currency of the United States of America 美利堅合眾國法定貨幣

* For identification purpose only

* 僅供識別



CHINA VANADIUM
TITANO-MAGNETITE MINING
COMPANY LIMITED
中國鈇鈦磁鐵礦業有限公司

www.chinavtmmining.com