




REDSUN SERVICES GROUP LIMITED

弘陽服務集團有限公司

(incorporated in the Cayman Islands with limited liability)

(於開曼群島註冊成立的有限公司)

Stock Code 股份代號：1971



ANNUAL REPORT  
年報 2025



## ABOUT US 關於我們



Established in Nanjing in 2003, the Group is a well-recognized comprehensive community service provider in Jiangsu province, China, with region-leading and balanced property management abilities in the management of residential and commercial properties. Through our continued development over the years, we have established our regional leading position in the property management market of Jiangsu province and are well-recognized nationwide as we kept expanding our business in the rest of the country. With a vision of “making lives warmer”, the Group has been pursuing the service philosophy of “provide customers with high-quality services with sincerity”, and has developed the “Property Service + Life Service” model to serve property owners and customers.

集團於2003年在南京成立，是中國江蘇省廣受認可的綜合社區服務商，在住宅及商業物業的管理方面擁有區域領先且均衡的物業管理能力。經過多年的不斷發展，我們已在江蘇省物業管理市場建立區域領先地位，並在全國範圍內不斷拓展，已得到廣泛認可。集團以實現「讓生活更有溫度」為願景，奉行「以誠待客，卓越服務」的服務理念，發展「物業服務+生活服務」模式，服務業主和客戶。



# CONTENTS 目錄

004	Corporate Information 公司資料	115	Independent Auditor's Report 獨立核數師報告
009	Chairman's Statement 主席報告	123	Consolidated Statement of Profit or Loss and Other Comprehensive Income 綜合損益及其他全面收入表
017	Management Discussion and Analysis 管理層討論與分析	125	Consolidated Statement of Financial Position 綜合財務狀況表
043	Directors and Senior Management 董事及高級管理層	127	Consolidated Statement of Changes in Equity 綜合權益變動表
051	Directors' Report 董事會報告	128	Consolidated Statement of Cash Flows 綜合現金流量表
087	Corporate Governance Report 企業管治報告	131	Notes to the Consolidated Financial Statements 綜合財務報表附註
		244	Financial Summary 財務概要



# CORPORATE INFORMATION

## 公司資料

### BOARD OF DIRECTORS

#### Non-executive Director

Mr. Zeng Junkai (Chairman, resigned on 14 January 2026)

#### Executive Directors

Mr. Jia Hongbo (Chairman, appointed on 14 January 2026)

Mr. Chen Yichun

#### Independent Non-executive Directors

Ms. Wang Fen

Mr. Li Xiaohang

Mr. Zhao Xianbo

### AUDIT COMMITTEE

Mr. Zhao Xianbo (Chairman)

Mr. Zeng Junkai (resigned on 14 January 2026)

Ms. Wang Fen

Mr. Li Xiaohang

### NOMINATION COMMITTEE

Mr. Jia Hongbo (Chairman, appointed on 14 January 2026)

Mr. Zeng Junkai (Chairman, resigned on 14 January 2026)

Ms. Wang Fen

Mr. Li Xiaohang

Mr. Zhao Xianbo

### REMUNERATION COMMITTEE

Ms. Wang Fen (Chairman)

Mr. Chen Yichun

Mr. Li Xiaohang

Mr. Zhao Xianbo

### 董事會

#### 非執行董事

曾俊凱先生(主席，於2026年1月14日辭任)

#### 執行董事

賈洪波先生(主席，於2026年1月14日獲委任)

陳義純先生

#### 獨立非執行董事

王奮女士

李曉航先生

趙現波先生

### 審核委員會

趙現波先生(主席)

曾俊凱先生(於2026年1月14日辭任)

王奮女士

李曉航先生

### 提名委員會

賈洪波先生(主席，於2026年1月14日獲委任)

曾俊凱先生(主席，於2026年1月14日辭任)

王奮女士

李曉航先生

趙現波先生

### 薪酬委員會

王奮女士(主席)

陳義純先生

李曉航先生

趙現波先生

## AUDITOR

CCTH CPA Limited  
Unit 1510-1517, 15/F., Tower 2  
Kowloon Commerce Centre  
No. 51 Kwai Cheong Road  
Kwai Chung, New Territories  
Hong Kong

## LEGAL ADVISERS

### As to Hong Kong law:

Paul Hastings (Hong Kong) LLP  
22/F, Bank of China Tower  
1 Garden Road  
Hong Kong

### As to Cayman Islands law:

Walkers (Hong Kong)  
15/F, Alexandra House  
18 Chater Road  
Central  
Hong Kong

## CAYMAN ISLANDS PRINCIPAL SHARE REGISTRAR AND TRANSFER OFFICE

Walkers Corporate Limited  
190 Elgin Avenue  
George Town  
Grand Cayman KY1-9008  
Cayman Islands

## 核數師

中正天恆會計師有限公司  
香港  
新界葵涌  
葵昌路51號  
九龍貿易中心  
2座15樓1510-1517室

## 法律顧問

### 有關香港法律：

普衡律師事務所(香港)有限法律責任合夥  
香港  
花園道1號  
中銀大廈22樓

### 有關開曼群島法律：

Walkers (Hong Kong)  
香港  
中環  
遮打道18號  
歷山大廈15樓

## 開曼群島主要股份過戶登記處

Walkers Corporate Limited  
190 Elgin Avenue  
George Town  
Grand Cayman KY1-9008  
Cayman Islands

## CORPORATE INFORMATION 公司資料

### HONG KONG BRANCH SHARE REGISTRAR

Computershare Hong Kong Investor Services Limited  
Shops 1712-1716, 17th Floor  
Hopewell Centre  
183 Queen's Road East  
Wanchai  
Hong Kong

### REGISTERED OFFICE

Walkers Corporate Limited  
190 Elgin Avenue  
George Town  
Grand Cayman KY1-9008  
Cayman Islands

### PRINCIPAL PLACE OF BUSINESS AND HEAD OFFICE IN THE PRC

25th Floor  
Hong Yang Building  
No. 9 Daqiao North Road  
Nanjing  
Jiangsu Province  
The PRC

### PRINCIPAL PLACE OF BUSINESS IN HONG KONG

Room 2612, 26th Floor  
China Merchants Tower  
Shun Tak Centre  
Sheung Wan  
Hong Kong

### 香港股份過戶登記分處

香港中央證券登記有限公司  
香港  
灣仔  
皇后大道東183號  
合和中心  
17樓1712-1716號舖

### 註冊辦事處

Walkers Corporate Limited  
190 Elgin Avenue  
George Town  
Grand Cayman KY1-9008  
Cayman Islands

### 中國主要營業地點及總部

中國  
江蘇省  
南京市  
大橋北路9號  
弘陽大廈  
25樓

### 香港主要營業地點

香港  
上環  
信德中心  
招商局大廈  
26樓2612室

### JOINT COMPANY SECRETARIES

Mr. Jia Hongbo  
Ms. Chan Charmayne

### AUTHORIZED REPRESENTATIVES

Mr. Jia Hongbo  
Mr. Zeng Junkai (resigned on 14 January 2026)  
Ms. Chan Charmayne

### PRINCIPAL BANKS

Agricultural Bank of China Limited  
Nanjing Qiaobei Branch  
No. 48 Daqiao North Road  
Pukou District, Nanjing  
The PRC

Industrial and Commercial Bank of China Limited  
Nanjing Qiaobei Branch  
No. 48 Daqiao North Road  
Pukou District, Nanjing  
The PRC

### WEBSITE

[www.rsunservice.hk](http://www.rsunservice.hk)

### STOCK CODE

HKEX: 1971

### 聯席公司秘書

賈洪波先生  
陳焯嫻女士

### 授權代表

賈洪波先生  
曾俊凱先生(於2026年1月14日辭任)  
陳焯嫻女士

### 主要往來銀行

中國農業銀行股份有限公司  
南京橋北支行  
中國  
南京市浦口區  
大橋北路48號

中國工商銀行股份有限公司  
南京橋北支行  
中國  
南京市浦口區  
大橋北路48號

### 網站

[www.rsunservice.hk](http://www.rsunservice.hk)

### 股份代號

港交所：1971



# CHAIRMAN'S STATEMENT 主席報告

弘陽服務

物業管理服務

Redsun Services  
Property management services



# CHAIRMAN'S STATEMENT

## 主席報告

Dear shareholders,

On behalf of the board of directors, I hereby present to you the annual results of the Group for the year ended 31 December 2025.

In 2025, against the backdrop of an overall slowdown in industry growth, with clear strategic guidance and solid execution capability, the Group achieved continuous optimization of its revenue structure and maintained profitability at industry-leading levels, demonstrating strong development resilience and core competitiveness. Facing new opportunities and challenges in industry development, the Group has always adhered to the core development philosophy of "customer-centered and quality-based", led high-quality development through strategic upgrades, and achieved simultaneous improvement in operating structure and development quality.

### (I) DEEP CULTIVATION IN CORE MARKETS AND SCALE OPTIMIZATION

The Group remained focused on deep cultivation of the existing market in core regions, taking service transparency and quality upgrading as key drivers, continuously consolidating customer stickiness and market competitiveness, and achieving efficient integration and value mining of quality resources in the existing market. Actively responding to policy initiatives such as urban renewal and the renovation of ageing residential communities, the Group innovated service models and enriched service offerings, promoted quality upgrades and sustainable operations of services for ageing communities. These efforts have been widely recognised by the market and customers, with owner satisfaction consistently maintained at a high level.

尊敬的各位股東：

本人謹代表董事會，提呈本集團截至2025年12月31日止之年度業績。

2025年，在行業增速放緩的整體背景下，集團憑藉清晰的戰略導向與紮實的執行能力，實現營收結構持續優化，盈利能力保持行業領先水平，展現出強勁的發展韌性與核心競爭力。面對行業發展的新機遇與新挑戰，本集團始終堅守「以客戶為中心、以質量為根基」的核心發展理念，以戰略升級引領高質量發展，實現經營結構與發展質量的同步提升。

### (一) 核心市場深耕與規模優化

集團聚焦核心區域存量市場深耕，以服務透明化與品質升級為抓手，持續鞏固客戶黏性與市場競爭力，在存量市場中實現優質資源的高效整合與價值挖掘。積極響應城市更新與老舊小區改造等政策導向，創新服務模式、豐富服務內容，推動老舊小區服務的品質升級與可持續運營，獲得市場與客戶的廣泛認可，業主滿意度持續保持高位水平。

## (II) DIFFERENTIATED EXPANSION OF THE SECOND DEVELOPMENT TRACK

The Group, based on industry development trends, precisely deployed into high-potential service segments and built a diversified business development pattern. In the field of public services, we deepened the expansion of urban service scenarios, extending from community services to full-area services; in the field of asset services, we focused on asset value enhancement, creating professional and intelligent asset service solutions; in the field of community services, relying on the policy orientation of convenient services, we promoted deep integration of community services and life services, achieving scaled and quality development of value-added services, thus injecting new momentum into the Group's growth.

## (III) DEEP INTEGRATION AND APPLICATION OF SMART TECHNOLOGIES

The Group, with digital transformation as the core, comprehensively promoted the deep integration of smart technologies and service scenarios, building a digital and intelligent service system. Through the introduction of cutting-edge technologies and innovative applications, we optimized service processes and improved service efficiency, achieving digital reconstruction of service models; at the same time, we empowered cost control and quality improvement through technology and promoted the transformation of services from "passive response" to "proactive prediction", continuously improving service accuracy and customer experience.

As at 31 December 2025, the Group had contracted GFA of approximately 47.5 million sq.m., which included 318 projects under management and GFA under management of approximately 43.7 million sq.m., representing a decrease of approximately 11.3% as compared with 31 December 2024.

## (二) 第二賽道的差異化拓展

集團立足行業發展趨勢，精準佈局高潛力服務賽道，構建多元化業務發展格局。在公共服務領域，深化城市服務場景拓展，從社區服務向全域服務的延伸；在資產服務領域，聚焦資產價值提升，打造專業化、智能化的資產服務解決方案；在社區服務領域，依託便民服務政策導向，推動社區服務與生活服務的深度融合，實現增值服務的規模化、品質化發展，為集團增長注入新動力。

## (三) 智慧科技的深度融合應用

集團以數字化轉型為核心，全面推進智慧科技與服務場景的深度融合，構建數字化、智能化的服務體系。通過引入前沿技術與創新應用，優化服務流程、提升服務效率，實現服務模式的數字化重構；同時，以技術賦能成本管控與品質提升，推動服務從「被動響應」向「主動預判」轉型，持續提升服務的精準度與客戶體驗。

於2025年12月31日，本集團簽約建築面積約為47.5百萬平方米，其中在管項目數量為318個，在管建築面積約為43.7百萬平方米，在管建築面積較2024年12月31日下降約11.3%。

## 2025 RESULTS ANNOUNCEMENT

During the Reporting Period, the Group steadily advanced various tasks around strategic objectives, achieved significant breakthroughs in market layout, business expansion, service quality, organizational efficiency and digital transformation, realizing dual improvements in scale and quality.

### I. Remarkable Results in Market Deployment and Investment Strategy

We deepened the “residential + commercial” dual-driven model, and accelerated the expansion of the second development track with deep cultivation of the non-residential business as the core, promoting non-residential projects to leap from “wide coverage” to “high quality”.

The effectiveness of the focused development strategy became increasingly evident: The contribution of the “Ten Strategic Cities (戰略十城)” was prominent, with the contracted amount of the ten strategic cities accounting for as high as 71%, achieving maximization of resource allocation and output benefits.

Multi-business portfolio strategy continued to deepen: Entering high-potential emerging tracks such as schools and cultural and tourism scenic areas, newly developing Nanjing Jiang Bei Xincheng Senior High School (南京市江北新城高級中學) (school project), No.9 Storm Cultural Tourism (九號風暴文旅) (cultural and tourism project), Nanguo Hongdou Building (南國紅豆大廈) (commercial office project), Zhongyuan Consumer Finance Wuhan Operation Center (中原消費金融武漢運營中心) (financial office project), China Mobile Sichuan Cloud Computing Center (中國移動四川雲計算中心) (telecommunications high-net-value carrier project), etc., further expanding business boundaries; at the same time consolidating subdivided fields such as hotels, hospitals and super high-rise office buildings, enriching the non-residential business portfolio service matrix.

Building moats in high-net-value business portfolios: Deeply cultivating high-net-value carriers such as telecommunications operators, financial institutions and Grade-A office buildings, building differentiated competitive barriers, laying a solid foundation for long-term steady development.

## 2025年業績公告

報告期內，本集團圍繞戰略目標穩步推進各項工作，在市場佈局、業務拓展、服務品質、組織效能與數字化轉型等領域均取得顯著突破，實現了規模與品質的雙重提升。

### 一、市場佈局與投資戰略成效顯著

我們深化「住宅+商業」雙輪驅動模式，並以非住宅業態深耕為核心加速拓展第二賽道，推動非住項目從「廣覆蓋」向「高品質」跨越。

聚焦深耕戰略成效卓著：「戰略十城」貢獻度凸顯，十大戰略城市簽約額佔比高達71%，實現資源投放與產出效益最大化。

多業態組合戰略持續深化：進軍學校、文旅景區等高潛力新興賽道，新拓南京市江北新城高級中學(學校項目)、九號風暴文旅(文旅項目)、南國紅豆大廈(商業辦公項目)、中原消費金融武漢運營中心(金融辦公項目)、中國移動四川雲計算中心(通信高淨值載體項目)等，進一步拓寬業務邊界；同時鞏固酒店、醫院、超高層辦公樓等細分領域，豐富非住宅業態服務矩陣。

高淨值業態護城河築基：深耕通信運營商、金融機構、甲級寫字樓等高淨值載體，築牢差異化競爭壁壘，為長期穩健發展奠定堅實基礎。

## II. Business Model Upgrade and Value-Added Service Expansion

With the Group's solid service, operation and brand capabilities, we continuously promoted market-oriented expansion, achieving growth in both the number and scale of third-party tender projects.

While consolidating basic property services, we accelerated the upgrade of the "Property Service + Life Service" model, deepened mature value-added businesses such as property decoration, housing rental and sales, and added new business portfolios such as community elderly care, convenient group purchase and space operation, upgrading to a high-quality and multi-scenario service ecosystem.

## III. Service Quality and Customer Reputation Reaching New Highs

We adhered to the "customer-centered" service philosophy, prioritized quality, upgraded full life cycle service standards, and launched a dual system of "refined services + personalized response", continuously improving service accuracy and customer experience.

Outstanding satisfaction indicators: In 2025, the overall customer satisfaction of the Group reached a new high, among which the satisfaction rate for non-residential business portfolio property services maintained a steady and positive trend, with customer loyalty and brand reputation further strengthened.

Deepening of quality management system: During the Reporting Period, the Group adhered to long-term deep cultivation of quality management, holding 2 Group-level quality conferences throughout the year, unifying national service standards, identifying service pain points, and accumulating best practices; at the same time, continuously building benchmark quality bases, implementing 10 quality demonstration projects nationwide, following the principle of "model guidance and standard output", forming a quality transmission mechanism of "base radiation and full-area improvement", promoting the unification and refinement of service standards.

## 二、業務模式升級與增值服務擴張

憑藉穩固的服務力、經營力與品牌力，我們持續推進市場化外拓，第三方招標項目數量與規模實現雙增長。

在夯實基礎物業服務的同時，加速升級「物業服務+生活服務」模式，深化美居、房屋租售等成熟增值業務，並新增社區養老、便民團購、空間運營等新業態，向高品質、多場景的服務生態升級。

## 三、服務品質與客戶口碑再創新高

我們堅守「以客戶為中心」的服務理念，以品質為先，升級全生命週期服務標準，推出「精細化服務+個性化響應」雙重體系，持續提升服務精準度與客戶體驗。

滿意度指標亮眼：2025年，本集團整體客戶滿意度再創新高，其中非住業態物業服務滿意度保持穩健向好態勢，客戶忠誠度與品牌口碑進一步強化。

品質管理體系深化：報告期內，集團堅持品質管理長效深耕，全年舉辦2次集團級品質大會，統一全國服務標準、盤點服務痛點、沉澱最佳實踐；同時持續打造標桿品質基地，在全國範圍內落地10個品質示範項目，以「樣板引路、標準輸出」為原則，形成「基地輻射、全域提升」的品質傳導機制，推動服務標準的統一化與精細化。

Quality control closed-loop implementation: Relying on digital systems to achieve a full-process closed loop of quality control, from standard formulation and plan execution to quality inspection and satisfaction follow-up visits, ensuring quality requirements penetrate every service detail, making high-quality service the core competitiveness of the Group.

#### IV. Organizational Efficiency and Quality and Efficiency Enhancement of Talent Development

We adhered to the original vision of “creating value for customers”, deepened the “satisfying + pleasantly surprising” service system, continuously optimized the streamlined and efficient organizational model, and strengthened organizational agility to match rapid business development needs.

The “Hong Elite”, “Redsun Housekeeper”, “Hong Master” and “Hong Guard” talent systems were comprehensively enhanced, upgrading the lecturer and course program systems, strengthening knowledge accumulation and team cultivation, and enhancing team resilience and adaptability, with remarkable results in organizational quality and efficiency enhancement.

#### V. Community Operation and Heartwarming Service Upgrade

The Group, starting from “building communities with warmth”, upgraded the “Five Good Services” system, focusing on customers’ full-scenario experience, combining solar terms and community needs to conduct distinctive community cultural activities such as “Four Seasons Heartwarming Actions” and “Neighborhood Co-construction Plans”, and added substantial heartwarming measures such as age-friendly renovation and convenient service points, making community services warmer and more cohesive.

品質管控閉環落地：依託數字化系統實現品質管控全流程閉環，從標準制定、計劃執行到品檢檢查、滿意度回訪，確保品質要求穿透至每一項服務細節，讓高品質服務成為集團核心競爭力。

#### 四、組織效能與人才建設提質增效

我們秉承「為客戶創造價值」的初心，深化「滿意+驚喜」服務體系，持續優化精簡高效的組織模式，強化組織敏捷性以匹配業務快速發展需求。

「弘精英」「弘管家」「弘師傅」「弘衛士」人才體系全面深化，升級講師與課程體系，強化知識沉澱與梯隊培養，夯實團隊腰部力量，組織提質增效成果顯著。

#### 五、社區運營與暖心服務升級

本集團以「打造有溫度的社區」為出發點，升級「五好服務」體系，圍繞客戶全場景體驗，結合節氣與社群需求開展「四季暖心行動」「鄰里共建計劃」等特色社區文化活動，並新增適老化改造、便民服務點等實質性暖心舉措，讓社區服務更具溫度與凝聚力。

## VI. Digital Transformation and System Upgrade to Achieve Full-Chain Leap

We deepened digital transformation, completed the iterative upgrade of the new generation intelligent service platform, and achieved a full-chain efficiency leap based on a new system blueprint:

System construction value demonstrated: Focused on four core objectives of “revenue centralization and data standardization, online fee collection and automatic reconciliation, financial automation and business-finance accounting, and management digitalization and revenue analysis”, building a more supportive digital foundation. Achieving the unified collection of multi-business portfolio fees, four-in-one online fee collection, full-process financial automation, and building a multi-level data report system, providing real-time and accurate support for decision-making.

Full-scenario system blueprint implementation: Creating a closed-loop architecture from front-end business to back-end control, connecting front-end modules such as property owner management, billing management and parking revenue, linking revenue centers such as accounts receivable, actual receipts and invoices, interfacing with external systems such as tax control, finance and payment; at the same time, covering multi-perspective functional matrices of property owners, services, project operations and group control, realizing seamless data flow and refined management.

During the Reporting Period, through strategic focus, business upgrade, organizational optimization and digital empowerment, the Group achieved steady development. In the future, we will continue to adhere to the original vision of “making lives warmer”, promoting high-quality growth with firmer steps, creating greater value for customers, shareholders and employees.

## 六、數字化轉型與系統升級實現全鏈路躍升

我們深化數字化轉型，完成新一代智慧服務平台迭代升級，基於全新系統藍圖實現全鏈路效能躍升：

系統建設價值顯現：聚焦「收入集中化與數據標準化、收費線上化與自動對賬、財務自動化與業財核算、管理數據化與收入分析」四大核心目標，構建更具支撐力的數字化底座。實現多業態收費統一歸集、線上收費四合一、財務全流程自動化，並搭建多層級數據報表體系，為決策提供實時精準支撐。

全場景系統藍圖落地：打造從前端業務到後端管控的閉環架構，打通業戶管理、計費管理、車場收入等前端模塊，連接應收、實收、票據等收入中心，對接稅控、財務、支付等外部系統；同時覆蓋業主、服務、項目運營、集團管控多視角功能矩陣，實現數據無縫流轉與管理精細化。

報告期內，本集團通過戰略聚焦、業務升級、組織優化與數字賦能，實現了穩健發展。未來，我們將繼續秉承「讓生活更有溫度」的初心，以更堅定的步伐推動高品質增長，為客戶、股東與員工創造更大價值。

## CHAIRMAN'S STATEMENT 主席報告

Looking forward to 2026, the Group will continue to anchor the core principle of “quality matching price”, deepen the construction of “service + technology + operation” three-dimensional core capabilities, focus on key areas such as urban renewal, intelligent asset services and all-age community services, continuously expanding service boundaries and enhancing service value, promoting the enterprise’s transformation from “community service provider” to “comprehensive value creator”, committed to achieving sustainable high-quality development and creating greater value for customers, shareholders and society.

Finally, on behalf of the board of directors again, I would like to extend my sincere compliment to property owners and all customers for their continuous support, and my wholehearted gratitude to all shareholders and partners for their unfailing support and to all employees for being dedicated to overcoming challenging times together with the Company!

**Redsun Services Group Limited**

**Jia Hongbo**

*Chairman*

Hong Kong, 24 March 2026

展望2026，集團將持續錨定「質價相符」核心原則，深化「服務+科技+運營」三維核心能力建設，聚焦城市更新、智慧資產服務、全齡社區服務等關鍵領域，不斷拓展服務邊界、提升服務價值，推動企業從「社區服務商」向「綜合價值創造者」轉型，致力於實現可持續的高質量發展，為客戶、股東與社會創造更大價值。

最後，本人再次代表董事會向一直支持本集團的業主和全體客戶，致以最真誠的敬意，向全體股東、合作夥伴以及與公司休戚與共、共克時艱的全體員工，致以衷心的感謝！

**弘陽服務集團有限公司**

**賈洪波**

*主席*

香港，2026年3月24日



# MANAGEMENT DISCUSSION AND ANALYSIS

## 管理層討論與分析

弘陽服務

非業主增值服務

Redsun Services  
Value-added services to  
non-property owners



# MANAGEMENT DISCUSSION AND ANALYSIS

## 管理層討論與分析



### MANAGEMENT DISCUSSION AND ANALYSIS

#### REVIEW FOR 2025

In 2025, the property management industry entered a critical stage of intensive development within a stock-driven market, with further intensification of industry differentiation. On the one hand, policies relating to urban renewal, renovation of aged residential communities and city services continued to unlock real benefits driving rapid growth in value-added service segments. On the other hand, the industry shifted from a focus on “scale expansion” to “value enhancement” as a whole, with enterprises placing greater emphasis on service quality optimisation, enhancement of customer loyalty and digital empowerment, thereby achieving simultaneous improvement in quality and efficiency amid a slowdown in industry growth.

### 管理層討論與分析

#### 2025年回顧

2025年，物業管理行業進入存量市場深耕的關鍵階段，行業分化進一步加劇：一方面，城市更新、舊小區改造與城市服務政策持續釋放紅利，帶動增值服務賽道快速升溫；另一方面，行業整體從「規模擴張」轉向「價值提升」，企業更聚焦服務品質優化、客戶黏性強化與數字化賦能，在行業增速放緩的背景下實現質效雙升。



In terms of strategic deployment, the Group continued to deepen its core strategy of “penetrating the Greater Jiangsu Region (做透大江蘇)” in 2025, strengthening its service network in Suzhou, Wuxi, Changzhou and other cities with Nanjing as the core, and reinforcing its regional leading strength through revitalisation of existing projects and expansion of city service scenarios. Meanwhile, the Group accelerated its cross-regional strategy of “expanding into core cities (做強中心城)”, increasing resource investment in strong second-tier cities in central and western China such as Hefei, Wuhan and Chengdu while consolidating its presence in core Yangtze River Delta cities. Through mergers and acquisitions as well as strategic cooperation, the Group expanded into new segments including commercial property and industrial park services, thereby building a more resilient nationwide business footprint.

在佈局策略上，本集團2025年持續深化「做透大江蘇」核心戰略，以南京為核心加密蘇州、無錫、常州等城市的服務網點，通過盤活存量項目、拓展城市服務場景強化區域領先優勢；同時加速推進「做強中心城」跨地域佈局，在鞏固長三角核心城市的基礎上，加大對合肥、武漢、成都等中西部強二線城市的資源投入，通過收併購與戰略合作拓展商業物業、產業園服務等新賽道，構建更具韌性的全國化業務版圖。

## MANAGEMENT DISCUSSION AND ANALYSIS

### 管理層討論與分析

Leveraging its sound operating quality and efficiency, innovative service models and outstanding brand influence, the Group received multiple authoritative industry awards in 2025, including “Top 100 China Property Management Companies in 2025 (2025中國物業服務百強企業)”, “Top 100 China Property Service Enterprises – Satisfaction Leadership in 2025 (2025中國物業服務百強滿意度領先企業)”, “Outstanding China Red Property Service Enterprise in 2025 (2025中國紅色物業服務優秀企業)”, and was recognised as a “China Quality-Leading Brand of Property Services in 2025”. The Group’s comprehensive strength and brand reputation continued to lead the industry.

The Group’s business covers a wide range of property types, including residential properties and non-residential properties such as commercial properties, schools and public construction, as well as other specialised high-quality consulting services, achieving balanced development through residential – commercial synergy. As at 31 December 2025, the Group had presences in 43 cities nationwide, with 318 projects under management. The contracted GFA amounted to 47.5 million sq.m., representing a decrease of 12.4% compared with 2024, while the total GFA under management was 43.7 million sq.m., representing a decrease of 11.3% compared with 2024.

### BUSINESS REVIEW

#### Our Business Model

The Group adheres to the strategic layout of “fully penetrating Greater Jiangsu Region, strengthening foothold in the Yangtze River Delta and expanding into core cities (做透大江蘇，深耕長三角，做強中心城)”, and, guided by a “customer-centered” service philosophy, continues to deepen the Redsun Mode. The Group is committed to providing warm and high-quality services to property owners, continuously intensifying its presence in key cities through refined and in-depth operations to effectively optimise resource allocation. We provide a wide range of property management services to property owners, residents and tenants, value-added services to non-property owners (primarily property developers) and other property management companies, and community value-added services to residential property owners and residents.

本集團2025年憑藉穩健的經營質效、創新的服務模式與卓越的品牌影響力，斬獲多項行業權威榮譽：榮膺「2025中國物業服務百強企業」「2025中國物業服務百強滿意度領先企業」「2025中國紅色物業服務優秀企業」，並獲評「2025中國物業服務品質領先品牌」，綜合實力與品牌口碑持續領跑行業。

本集團業務涵蓋多種物業類型，包括住宅物業、非住宅物業(商業、學校及公建等)及其他專項優質的諮詢類服務，住商聯動，均衡發展。截至2025年12月31日，已佈局全國43座城市，在管項目318個，合約面積規模47.5百萬平方米，較2024年下降12.4%，在管總建築面積43.7百萬平方米，較2024年下降11.3%。

### 業務回顧

#### 我們的業務模式

我們秉持「做透大江蘇，深耕長三角，做強中心城」的戰略佈局，圍繞「以客戶為中心」的服務理念，持續深化弘陽模式，致力於為業主提供有溫度的優質服務，在重點城市持續加大深耕力度，做好精耕深拓，有效實現資源的優化。我們向業主、住戶及租戶提供廣泛的物業管理服務，亦向非業主(主要為房地產開發商)及其他物業管理公司提供增值服務，並為住宅物業業主及住戶提供社區增值服務。

**Property Management Services:** The Group provides comprehensive property management services to property owners, residents and tenants, including order maintenance, cleaning, landscaping, facilities management, customer services and repair and maintenance services. The properties under management cover a broad range of types, including residential, commercial and other types of properties. The scope of services for non-residential properties continues to expand, covering not only commercial properties such as shopping malls, operators' service halls, home furnishing and building materials malls, hotels and theme parks, but also extending to diversified property scenarios such as office buildings, industrial parks and schools.

**Value-added Services for Non-property Owners:** Value-added Services to Non-property Owners: We also provide value-added services to non-property owners, including (i) consulting services to other property management companies; (ii) preliminary planning and design consultancy services to property developers for property development projects; (iii) sales assistance services to property developers to assist with their sales and marketing activities at property sales venues and display units, including visitor reception, cleaning, security inspection and maintenance; and (iv) inspection services to property developers; and (v) other value-added services to property developers such as repair and maintenance services of buildings.

**Community Value-added Services:** The Group provides community value-added services to owners and residents of residential properties with the aim of enhancing their living experience and supporting property value preservation and appreciation. Such services mainly comprise eight categories: (i) property brokerage services; (ii) property decoration services; (iii) community convenience services; (iv) common area value-added services; (v) intelligent services; (vi) retail services; (vii) asset management services; and (viii) home decoration services.

**物業管理服務：**我們為業主、住戶及租戶提供涵蓋秩序維護、清潔保潔、綠化養護、設施管理、客戶服務及維修保養等在內的全方位物業管理服務。在管物業類型廣泛，包括住宅、商業及其他業態；其中，非住宅業態的服務範疇持續拓展，不僅覆蓋購物中心、運營商營業大廳、家居建材商城、酒店及主題公園等商業物業，也延伸至寫字樓、產業園、學校等多元物業場景。

**非業主增值服務：**我們亦向非業主提供增值服務，包括(i)向其他物業管理公司提供的顧問服務；(ii)向房地產開發商提供的房地產開發項目的前期規劃及設計諮詢服務；(iii)向房地產開發商提供的協銷服務，以協助其物業銷售場地及展廳的銷售及營銷活動，包括訪客接待、清潔、安保檢查及維護；(iv)向房地產開發商提供的驗收服務；及(v)向房地產開發商提供的房修服務等其他增值服務。

**社區增值服務：**我們為住宅物業的業主及住戶提供社區增值服務，旨在提升其居住體驗、助力物業保值增值。具體服務包括八大類：(i)房產中介服務；(ii)美居服務；(iii)社區便民服務；(iv)公區增值服務；(v)智能化服務；(vi)零售服務；(vii)資產管理服務；及(viii)家裝服務等。

## MANAGEMENT DISCUSSION AND ANALYSIS

### 管理層討論與分析

The table below sets forth a breakdown of the Group's total revenue by business lines during the Reporting Period and the corresponding period in 2024:

下表載列本集團於報告期內及2024年同期按照業務線劃分的總收入明細：

		As of 31 December 2025 截至2025年12月31日		As of 31 December 2024 截至2024年12月31日	
		Revenue 收入 (RMB'000) (人民幣千元)	Percentage 佔比 (%) (%)	Revenue 收入 (RMB'000) (人民幣千元)	Percentage 佔比 (%) (%)
Property management services	物業管理服務	756,598	79.5	822,738	80.1
Value-added services to non-property owners	非業主增值服務	17,198	1.8	42,697	4.2
Community value-added services	社區增值服務	176,733	18.6	161,243	15.7
Other services	其他服務	908	0.1	-	-
Total	總計	951,437	100.0	1,026,678	100.0

The table below sets forth the Group's total revenue from property management services, GFA under management and number of projects during the Reporting Period and the corresponding period in 2024:

下表載列本集團於報告期內及2024年同期物業管理服務收入總額、在管理建築面積及項目數量：

		As of 31 December 2025 截至2025年12月31日			As of 31 December 2024 截至2024年12月31日		
		Revenue 收入 (RMB'000) (人民幣千元)	Number of projects 項目數量	GFA under management ('000 sq.m.) (千平方米)	Revenue 收入 (RMB'000) (人民幣千元)	Number of projects 項目數量	GFA under management ('000 sq.m.) (千平方米)
Redsun Properties Group <sup>(1)</sup>	弘陽地產集團 <sup>(1)</sup>	425,812	148	22,842.9	438,324	117	19,234.6
Third-party property developers	第三方房地產開發商	330,786	170	20,866.7	358,052	203	28,994.2
Third party developers <sup>(2)</sup>	第三方開發商 <sup>(2)</sup>	267,794	109	12,978.5	296,943	151	21,248.6
Joint ventures and associates of Redsun Properties Group <sup>(3)</sup>	弘陽地產集團的合資企業及聯營公司 <sup>(3)</sup>	62,992	61	7,888.2	61,109	52	7,745.6
Other associates of our Controlling Shareholders <sup>(4)</sup>	控股股東的其他聯繫人 <sup>(4)</sup>	-	-	-	26,362	2	1,031.6
Total	總計	756,598	318	43,709.6	822,738	322	49,260.4

Notes:

- (1) Includes projects solely developed by Redsun Properties Group Limited (the shares of which are listed on The Stock Exchange of Hong Kong Limited (the “**Stock Exchange**”) (Stock Code: 1996)) and its subsidiaries (collectively, “**Redsun Properties Group**”) and properties that Redsun Properties Group jointly developed with other property developers for which properties Redsun Properties Group holds a controlling interest.
- (2) Includes properties developed by third-party property developers independent from Redsun Properties Group.
- (3) Includes properties developed by property developers which are joint ventures and associates of Redsun Properties Group in which Redsun Properties Group does not hold a controlling interest.
- (4) Includes properties owned by Jiangsu Redsun Industrial Raw Materials City Co., Ltd. (“**Redsun Materials City**”) together with its subsidiaries, which are associates of our controlling shareholders. Redsun Materials City is owned as to 99% by Mr. Zeng Huansha, the founder and controlling shareholder of the Group (“**Mr. Zeng**”).

註：

- (1) 包括弘陽地產集團有限公司(其股份於香港聯合交易所有限公司(「聯交所」)上市，股份代號：1996)及其附屬公司(合稱「弘陽地產集團」)單獨開發的項目及弘陽地產集團與其他房地產開發商共同開發的物業(弘陽地產集團持有該等物業的控制權益)。
- (2) 包括獨立於弘陽地產集團的第三方房地產開發商開發的物業。
- (3) 包括為弘陽地產集團於其中並無控制權益的合資企業及聯營公司的房地產開發商開發的物業。
- (4) 包括控股股東的聯繫人江蘇紅太陽工業原料城有限公司(「紅太陽工業原料城」)及其附屬公司擁有的物業。紅太陽工業原料城由曾煥沙先生(本集團的創始人及控股股東「曾先生」)擁有99%。

By types of properties we manage:

The table below sets forth the Group’s total revenue from property management services, GFA under management and number of projects during the Reporting Period and the corresponding period in 2024:

We manage residential and non-residential properties. Our non-residential properties under management include office buildings, malls and schools, etc. Although the revenue from residential properties still accounts for a substantial proportion of our revenue, we endeavor to diversify our service offerings, so as to cover other types of properties.

按照管理物業類型劃分：

下表載列本集團於報告期內及2024年同期物業管理服務收入總額、在管建築面積及項目數量：

我們管理住宅及非住宅物業。我們的在管非住宅物業包括辦公大樓、商場及學校等。雖然住宅物業收入仍然繼續佔據我們收入較大部分，但我們正努力使我們的服務供應多樣化，以涵蓋其他類型的物業。

		As of 31 December 2025 截至2025年12月31日			As of 31 December 2024 截至2024年12月31日		
		Revenue 收入 (RMB'000) (人民幣千元)	Number of projects 項目數量	GFA under management 在管建築面積 ('000 sq.m.) (千平方米)	Revenue 收入 (RMB'000) (人民幣千元)	Number of projects 項目數量	GFA under management 在管建築面積 ('000 sq.m.) (千平方米)
Residential properties	住宅物業	636,633	251	39,758.9	729,633	258	44,165.5
Non-residential properties	非住宅物業	119,965	67	3,950.7	93,105	64	5,094.9
Total	總計	756,598	318	43,709.6	822,738	322	49,260.4

## MANAGEMENT DISCUSSION AND ANALYSIS

### 管理層討論與分析

By types of geographic presence:

The table below sets forth the Group's total revenue from property management services, GFA under management and number of projects during the Reporting Period and the corresponding period in 2024:

Since the inception of the Group, we have expanded our geographic presence from Nanjing to 43 cities in China as of 31 December 2025.

按照地理分佈類型劃分：

下表載列本集團於報告期內及2024年同期物業管理服務收入總額、在管建築面積及項目數量：

自本集團成立以來，截至2025年12月31日，我們的地理分佈已從南京拓展至中國43座城市。

		As of 31 December 2025 截至2025年12月31日			As of 31 December 2024 截至2024年12月31日		
		Revenue	Number of projects	GFA under management	Revenue	Number of projects	GFA under management
		收入	項目數量	在管建築面積	收入	項目數量	在管建築面積
		(RMB'000)		('000 sq.m.)	(RMB'000)		('000 sq.m.)
		(人民幣千元)		(千平方米)	(人民幣千元)		(千平方米)
Nanjing	南京	213,360	97	12,814.9	289,496	96	14,429.00
Jiangsu (excluding Nanjing)	江蘇(除南京外)	186,701	84	12,895.5	181,969	79	15,525.00
Shanghai	上海	8,978	1	601.0	15,849	1	601
Anhui	安徽	83,713	35	6,355.5	98,935	42	7,224.50
Shandong	山東	3,458	2	161.8	5,329	3	264
Hunan	湖南	15,614	9	980.4	12,493	8	1,147.50
Hebei	河北	-	-	-	861	1	51.9
Henan	河南	4,235	2	242.7	5,996	2	312.5
Zhejiang	浙江	25,219	7	895.9	25,748	13	1,635.00
Hubei	湖北	130,291	47	5,119.0	118,890	35	4,409.50
Chongqing	重慶	23,342	8	1,143.5	21,989	8	1,101.50
Jiangxi	江西	7,880	3	280.4	5,966	4	601.1
Guangdong	廣東	13,669	6	687.7	11,924	5	454.5
Sichuan	四川	37,457	16	1,445.1	24,617	17	1,777.10
Shaanxi	陝西	2,681	1	86.4	2,676	8	86.3
Total	總計	756,598	318	43,709.6	822,738	322	49,260.40

## FINANCIAL REVIEW

### Revenue

During the Reporting Period, the Group's revenue amounted to RMB951.4 million, representing a decrease of 7.3% from RMB1,026.7 million for the corresponding period in 2024. The decrease was mainly attributable to the decrease in the Group's revenue from providing property management services and value-added services to non-property owners.

### Property management services

During the Reporting Period, the Group's revenue from providing property management services amounted to RMB756.6 million, representing a decrease of 8.0% from RMB822.7 million for the corresponding period in 2024. This was mainly attributable to the decrease in revenue from services as a result of the Group's withdrawal from certain projects with operating losses and commercial property management projects.

### Value-added services to non-property owners

During the Reporting Period, the Group's revenue from value-added services to non-property owners amounted to RMB17.2 million, representing a decrease of 59.7% from RMB42.7 million for the corresponding period in 2024. The decrease in revenue from value-added services to non-property owners was mainly attributable to the decrease of sales venue projects caused by the real estate projects being delivered one after another.

### Community value-added services

During the Reporting Period, the Group's revenue from community value-added services achieved significant growth amounting to RMB176.7 million, representing an increase of 9.6% from RMB161.2 million for the corresponding period in 2024. During the Reporting Period, the increase in revenue from community value-added services was mainly attributable to the increase in revenue from community merchandise retail and smart equipment such as charging poles.

### Cost of sales and services

During the Reporting Period, the Group's cost of sales and services amounted to RMB741.6 million, representing a decrease of approximately 10.3% from RMB827.1 million for the corresponding period in 2024. This was mainly attributable to the Group's improved project management, which led to decrease in project energy consumption costs and outsourcing costs.

## 財務回顧

### 收入

於報告期內，本集團的收入為人民幣951.4百萬元，較2024年同期收入人民幣1,026.7百萬元下降7.3%。下降主要由於本集團物業管理服務與非業主的增值服務的收入降低所致。

### 物業管理服務

於報告期內，本集團提供物業管理服務取得的人民幣756.6百萬元，較2024年同期收入人民幣822.7百萬元下降8.0%，主要因為本集團退出部分經營利潤為虧損的項目與商業物業管理項目導致服務收入減少。

### 非業主增值服務

於報告期內，本集團的非業主增值服務收入人民幣17.2百萬元，較2024年同期收入人民幣42.7百萬元下降59.7%，非業主增值服務收入的減少主要係地產項目陸續交付，案場項目減少所致。

### 社區增值服務

本集團的社區增值服務在報告期內取得大幅增長，為人民幣176.7百萬元，較2024年同期收入人民幣161.2百萬元增加9.6%。於報告期內，社區增值服務收入增加的主要原因係社區商品零售收入及智能化設備充電樁收入增加所致。

### 銷售及服務成本

報告期內，本集團的銷售及服務成本為人民幣741.6百萬元，較2024年同期人民幣827.1百萬元下降約10.3%，主要由於本集團提升項目管理水平，項目能耗成本及外包成本下降所致。

## MANAGEMENT DISCUSSION AND ANALYSIS

### 管理層討論與分析

#### Gross profit

As a result of the aforementioned key factors, the Group's gross profit increased by approximately 5.1% from RMB199.6 million for the year ended 31 December 2024 to RMB209.8 million for the year ended 31 December 2025. The increase was mainly attributable to a decrease in the cost of property management services.

The Group's gross profit margin by business lines is set forth below:

		For the year ended	
		31 December	
		截至12月31日止年度	
		2025	2024
		2025年	2024年
Property management services	物業管理服務	<b>20.4%</b>	17.8%
Value-added services to non-property owners	非業主增值服務	<b>10.3%</b>	10.9%
Community value-added services	社區增值服務	<b>30.0%</b>	35.1%
Other services	其他服務	<b>38.0%</b>	–
<b>Total</b>	<b>總計</b>	<b>22.1%</b>	19.4%

During the Reporting Period, the Group's gross profit margin was 22.1%, representing an increase of 2.7% from 19.4% for the corresponding period in 2024. This was mainly attributable to the withdrawal from certain projects with operating losses and decrease in project energy consumption costs and outsourcing costs.

The gross profit margin of property management services was 20.4%, representing an increase of 2.6% from 17.8% for the corresponding period in 2024. This was mainly attributable to the withdrawal from certain projects with operating losses and decrease in project energy consumption costs and outsourcing costs.

The gross profit margin of value-added services to non-property owners was 10.3%, representing a decrease of 0.5% from 10.95% for the corresponding period in 2024. This was mainly attributable to the decrease in the gross profit margin of sales assistance services provided to property developers by the Group due to the impact of the real estate industry.

#### 毛利

基於上述主要因素，本集團的毛利由截至2024年12月31日止年度的人民幣199.6百萬元上升約5.1%，至截至2025年12月31日止年度的人民幣209.8百萬元，該增加主要由於物業管理服務的成本下降所致。

本集團按各業務線劃分的毛利率如下：

報告期內，本集團毛利率為22.1%，較2024年同期的19.4%增加2.7%，主要由於退出部份經營虧損的項目和項目能耗成本及外包成本下降所致。

物業管理服務毛利率為20.4%，較2024年同期的17.8%增加2.6%，主要由於報告期內退出部份經營虧損的項目和項目的能耗成本及外包成本下降所致。

非業主增值服務毛利率為10.3%，較2024年同期的10.95%下降0.5%，主要由於本集團受房地產行業影響，向房地產開發商提供的協銷服務毛利率下降所致。

The gross profit margin of community value-added services was 30.0%, representing a decrease of 0.3% from 30.3% for the corresponding period in 2024. This was mainly attributable to a decrease in the average selling price of parking spaces of the Group and an increase in the revenue contribution from lower-margin community retail business during the Reporting Period.

#### Other income and gains and losses

During the Reporting Period, the Group's other income and other net income amounted to RMB0.8 million, as compared to RMB7.2 million for the corresponding period in 2024, mainly attributable to an increase in losses arising from the disposal of subsidiaries in the Reporting Period.

#### Administrative expenses

During the Reporting Period, the Group's administrative expenses amounted to RMB85.0 million, representing a decrease of approximately 18.5% from RMB104.3 million for the corresponding period in 2024. This was mainly attributable to the Group's upgrade of its management system, which resulted in a reduction in headcount.

#### Net impairment losses on financial assets

The Group's net impairment losses on financial assets primarily include the impairment allowance for trade receivables and other receivables in accordance with the accounting policy. During the Reporting Period, the Group's net impairment losses on financial assets amounted to RMB161.9 million, as compared to RMB62.5 million for the corresponding period in 2024, which was mainly attributable to an increase in impairment allowance for amounts due from related parties during the period, and an increase in the overall expected loss rate of trade receivables due to the lengthening of the ageing of certain receivables and the withdrawal from certain projects with operating losses, resulting in an increase in the allowance for impairment.

#### Loss before income tax expense

During the Reporting Period, the Group's loss before income tax expense amounted to RMB59.1 million, representing a decrease of approximately 261.9% from profit of RMB36.5 million for the corresponding period in 2024, which was mainly due to a significant increase in the impairment allowance for financial assets during the period.

社區增值服務毛利率為30.0%，較2024年同期的30.3%下降0.3%，主要由於報告期內本集團車位平均銷售價格下降及低毛利的社區零售業務的收益佔比提升所致。

#### 其他收入及收益及虧損

報告期內，本集團的其他收入及其他淨收入為人民幣0.8百萬元，而2024年同期為人民幣7.2百萬元，主要由於報告期內出售附屬公司的虧損金額增加。

#### 行政開支

報告期內，本集團的行政開支為人民幣85.0百萬元，較2024年同期人民幣104.3百萬元下降約18.5%，主要由於本集團升級管理體系，員工人數減少所致。

#### 金融資產減值虧損淨額

本集團的金融資產減值虧損淨額主要包括根據會計政策計提的貿易應收款項及其他應收款項減值準備。報告期內，本集團的金融資產減值虧損淨額為人民幣161.9百萬元，2024年同期為人民幣62.5百萬元，主要由於本期計提關聯方應收款項減值準備金額增加，以及因部分應收款項的賬齡延長和退出部分虧損項目導致貿易應收款項的整體預期虧損率上升，計提減值準備金額增加所致。

#### 除所得稅開支前虧損

報告期內，本集團除所得稅開支前虧損為人民幣59.1百萬元，較2024年同期人民幣36.5百萬元下降約261.9%，主要由於本期計提的金融資產減值準備金額大幅增加所致。

## MANAGEMENT DISCUSSION AND ANALYSIS

### 管理層討論與分析

#### Liquidity, reserves and capital structure

The Group maintained a solid financial position during the Reporting Period. As at 31 December 2025, the current assets amounted to RMB1,559.1 million, representing an increase of 13.4% as compared to RMB1,375.2 million as at 31 December 2024. The Group's cash and cash equivalents were mainly denominated in RMB and amounted to RMB415.0 million as at 31 December 2025, representing a decrease of 26.0% from RMB560.6 million as at 31 December 2024. The current ratio (current assets divided by current liabilities) of the Group as at 31 December 2025 was 1.70, representing a decrease from 1.91 as at 31 December 2024. The gearing ratio (total liabilities divided by total assets) as at 31 December 2025 was 49.9%, representing an increase of 4.7% from 45.2% as at 31 December 2024.

As at 31 December 2025, the Group's total equity amounted to RMB937.1 million, representing an increase of 3.1% from RMB909.1 million as at 31 December 2024, which was mainly due to an increase in non-controlling interests arising from the acquisition of subsidiaries.

As at 31 December 2025, the Group's interest-bearing bank borrowings amounted to RMB17.3 million, representing a decrease of 44.4% as compared to RMB31.1 million as at 31 December 2024.

The Group's total borrowings were repayable as follows:

		2025	2024
		2025年	2024年
		RMB'000	RMB'000
		人民幣千元	人民幣千元
Bank loans repayable:	須於以下期間償還的銀行貸款：		
Within one year or on demand	一年內或按要求	17,259	13,831
In the second year	於第二年	-	17,235
<b>Total</b>	<b>總計</b>	<b>17,259</b>	<b>31,066</b>

The Group's bank loans are secured by mortgages over 80% equity of Wuhan Huidehang Jingying Property Management Co., Ltd. (an indirectly non-wholly owned subsidiary of the Company) and guaranteed by Nanjing Hong Yang Property Management Co., Ltd. (an indirectly wholly-owned subsidiary of the Company). Save as aforesaid, there are no other charges on assets of the Group.

#### 流動資金、儲備及資本結構

本集團於報告期內維持穩健的財務狀況。於2025年12月31日流動資產為人民幣1,559.1百萬元，較2024年12月31日人民幣1,375.2百萬元增加13.4%。本集團的現金及現金等價物大部份為人民幣，於2025年12月31日達人民幣415.0百萬元，較2024年12月31日人民幣560.6百萬元下降26.0%。本集團於2025年12月31日的流動比率（流動資產除以流動負債）為1.70，較2024年12月31日的1.91有所下降。於2025年12月31日的資產負債比率（總負債除以總資產）為49.9%，較2024年12月31日的45.2%增加4.7%。

本集團於2025年12月31日的權益總額為人民幣937.1百萬元，較2024年12月31日人民幣909.1百萬元增加3.1%，主要由於收購附屬公司形成的非控股權益增加所致。

本集團於2025年12月31日的計息銀行貸款為人民幣17.3百萬元，較2024年12月31日人民幣31.1百萬元減少44.4%。

本集團總借貸償還情況如下：

本集團的銀行貸款乃由武漢匯得行精英物業管理有限公司（本公司的間接非全資附屬公司）逾80%股權作抵押及由南京弘陽物業管理有限公司（本公司的間接全資附屬公司）擔保。除上述情況外，本集團資產並無任何押記。

As at 31 December 2025, all of the Group's bank borrowings bear interest at fixed interest rates.

The Group actively reviews and manages its capital structure on a regular basis to maintain a balance between the relatively high returns to the owners of the Group and possible high level of borrowings and maintains the advantages and security of a sound capital position. The Group also makes adjustments to the capital structure in light of changes in economic conditions.

### Goodwill

The Group's goodwill mainly arises from the acquisitions of its subsidiaries, namely Chuzhou Yurun and Huidehang. As at 31 December 2025, the Group's goodwill amounted to RMB156.0 million, representing a decrease of approximately 10.9% as compared to RMB175.1 million as at 31 December 2024, which was mainly attributable to the recognition of an impairment loss on goodwill during the year based on the recoverable amount of the cash generating unit of Chuzhou Yurun.

### Inventories

The Group's inventories primarily comprise completed properties such as parking space assets and properties held for sale. The Group's inventories as at 31 December 2025 amounted to RMB367.4 million, representing a significant increase from RMB0.3 million as at 31 December 2024, which was mainly attributable to the purchase of certain parking space assets from Redsun Properties Group and the acquisition of certain completed properties such as properties held for sale and parking spaces from our subsidiary Chengdu Hongsheng Heding during the year.

### Trade receivables

The Group's trade receivables primarily include receivables from customers for property management services and community value-added services. As at 31 December 2025, the Group's trade receivables amounted to RMB291.2 million, representing an increase of approximately 0.5% from RMB289.9 million as at 31 December 2024, which was mainly due to a decrease in the overall collection rate of projects under management of the Group.

於2025年12月31日，本集團所有銀行借貸均按固定利率計息。

本集團定期積極審閱及管理資本結構，於維持本集團擁有人較高回報及可能出現之高借貸水準之間取得平衡，並保持穩健資本狀況所享有之優勢和安全，亦因應經濟狀況變動而調整資本結構。

### 商譽

本集團的商譽主要是由收購附屬公司滁州宇潤與匯得行形成。本集團於2025年12月31日的商譽金額為人民幣156.0百萬元，較2024年12月31日的人民幣175.1百萬元下降約10.9%，主要由於本集團根據滁州宇潤現金產生單位的可收回金額，於本年度確認商譽減值虧損所致。

### 存貨

本集團的存貨主要包括停車位資產和持作出售的房產等已完工物業。本集團於2025年12月31日的存貨為人民幣367.4百萬元，較2024年12月31日的人民幣0.3百萬元大幅增加，主要由於本年度購買弘陽地產集團若干車位資產，以及收購附屬公司成都弘勝和鼎的若干持作出售的房產、車位等已完工物業。

### 貿易應收款項

本集團的貿易應收款項主要包括就物業管理服務及社區增值服務來自客戶的應收款項。本集團於2025年12月31日的貿易應收款項為人民幣291.2百萬元，較2024年12月31日的人民幣289.9百萬元增加約0.5%，主要由於本集團在管項目整體收繳率下降所致。

### Prepayments, other receivables and other assets

The Group's prepayments, other receivables and other assets primarily consist of prepayments on behalf of customers to utility suppliers, other deposits, amounts due from third parties and other tax recoverable. As at 31 December 2025, the Group's prepayments, deposits and other receivables amounted to RMB231.9 million, representing an increase of 74.3% from RMB133.0 million as at 31 December 2024, primarily due to the increase in prepayments on behalf of customers to utility suppliers in respect of projects under management and an increase in prepayments for construction costs and other receivables resulting from the acquisition of subsidiaries during the Reporting Period.

### Trade payables

The Group's trade payables mainly comprise amounts due to subcontractors of property management services. As at 31 December 2025, the Group's trade payables amounted to RMB312.5 million, representing an increase of approximately 70.1% from RMB183.8 million as at 31 December 2024, which was mainly due to an increase in amounts payable to suppliers as a result of the acquisition of subsidiaries.

### Contract liabilities

The Group's contract liabilities mainly represent the prepayments made by customers while our underlying services are yet to be provided. As at 31 December 2025, the Group's contract liabilities amounted to RMB281.4 million, representing an increase of approximately 8.8% from RMB258.6 million as at 31 December 2024, which was mainly due to the Group's strengthened management of advance collections of property management fees for projects under management at year-end.

### 預付款項、其他應收款項及其他資產

本集團的預付款項、其他應收款項及其他資產主要包括代表客戶向公用事業供應商支付的預付款項、其他按金、應收第三方款項及其他可收回稅項。本集團於2025年12月31日的預付款項、按金及其他應收款項為人民幣231.9百萬元，較2024年12月31日的人民幣133.0百萬元增加74.3%，主要由於報告期內在管項目代表客戶向公用事業供應商支付的預付款項增加以及因收購附屬公司增加了建設成本的預付款項和其他應收款項。

### 貿易應付款項

本集團的貿易應付款項主要為應付物業管理服務分包商的款項。本集團於2025年12月31日的貿易應付款項為人民幣312.5百萬元，較2024年12月31日的人民幣183.8百萬元增加約70.1%，主要因收購附屬公司導致應付供應商款項增加所致。

### 合同負債

本集團的合同負債主要為客戶在尚未提供相關服務時所作出的預付款項。本集團於2025年12月31日的合同負債為人民幣281.4百萬元，較2024年12月31日的人民幣258.6百萬元增加約8.8%，主要由於本集團年末加強了在管項目物業費的預收管控。

### Other payables and accruals

The Group's other payables and accruals primarily comprise payroll and welfare payable to our employees, receipts on behalf of community residents for utilities, business tax and surcharges, and other payables. As at 31 December 2025, the Group's other payables and accruals amounted to RMB221.5 million, representing an increase of approximately 24.7% from RMB177.7 million as at 31 December 2024, which was mainly due to an increase in taxes payable arising from the acquisition of subsidiaries, as well as an increase in amounts collected on behalf of community residents for utilities in respect of projects under management.

### Contingent liabilities

As at 31 December 2025, the Group did not have material contingent liabilities or guarantees.

## OUTLOOK

In 2026, on the basis of consolidating its core competitive segments, the Group will actively explore emerging business scenarios and further deepen its development logic of "intensive development of strengths and expansion of boundary". The Group will dynamically balance incremental business expansion and in-depth cultivation of existing businesses, strengthening the underlying support for healthy business development from the perspectives of organisational capabilities and process mechanisms, thereby driving more resilient and higher-quality sustainable growth in both business scale and profitability.

### 其他應付款項及應計費用

本集團的其他應付款項及應計費用主要包括應付僱員的工資及福利、就公用事業向社區住戶收取的收款、營業稅及附加費、其他應付款項。本集團於2025年12月31日的其他應付款項及應計費用為人民幣221.5百萬元，較2024年12月31日的人民幣177.7百萬元增加約24.7%，主要由於收購附屬公司應交稅費增加、以及在管項目就公用事業代表社區住戶收取的款項增加所致。

### 或有負債

本集團於2025年12月31日無重大或有負債或者擔保。

### 未來展望

2026年，本集團將在鞏固核心優勢賽道的基礎上，積極探索新興業務場景，深化「精耕優勢、拓展邊界」的發展邏輯，動態平衡業務增量突破與存量深耕的協同關係，從組織能力、流程機制層面夯實業務健康發展的底層支撐，驅動業務規模與利潤實現更具韌性、更有質量的可持續增長。

**Investment-leading Strategy.** The Group has always been committed to the development strategy of “penetrating the Greater Jiangsu Region and strengthening foothold in the Yangtze River Delta Region (做透大江蘇·深耕長三角)”, focusing on the targeted development of other central cities with advantages, seeking new opportunities and new paths in development, constantly expanding the market and gaining customer trust. Through precise external expansion, diversified internal incubation and technological empowerment, the Group aims to achieve quality-driven scale growth and continuous enhancement of its comprehensive service capabilities.

With residential properties as its foundational business, the Company will capture structural growth opportunities from emerging businesses such as commercial and office properties, industrial parks and city services, and actively build a diversified and synergistic full-spectrum service system. By increasing project density and collaborative efficiency within regions, strengthening economies of scale, enhancing operational quality and optimising costs, the Group will deepen customer stickiness and increase value per customer.

**Finance-driven Operation.** The Group will, on the one hand, create new sources of income and cut down on expenses, and, on the other hand, focus on risk prevention and control. In terms of creating new sources of income and cutting down on expenses, we will promote the stable income and increasing income of principal businesses while diversifying the operation of community businesses. We will focus on the customer's living service scene to meet the needs and create demands, and help customers develop consumption habits, lead customers to form new consumption concepts so as to create greater value in the change of concepts. In terms of risk prevention and control, our governance combines rules of law and rules of morals, and the sword of law hangs high, so that employees are awed and know the bottom line. Moral education will be conducted regularly, so that employees are aware of honor and shame with high morality. By taking corporate culture as an effective way to guide employees to practice corporate values, we protect employees' passion for work to create better value for the Company.

**投資牽引戰略。**本集團始終堅持「做透大江蘇·深耕長三角」的發展策略，對其他有優勢領域的中心城進行有針對性的聚焦發展，在發展中尋求新機遇、新路徑，不斷拓寬市場，獲得客戶信任。通過精準的外延式擴張、多元化的內生性孵化及科技賦能，實現規模有品質增長與綜合服務能力的持續提升。

公司以住宅為基本盤，從商寫辦公、產業園區、城市服務等新興業態中捕捉結構性增量，積極構建多元、協同的全產品服務體系。通過提升區域專案密度與協同效率，強化規模效應，實現運營提質與成本優化，深化客戶粘性，提升單位客戶價值。

**財務驅動經營。**本集團將一手抓開源節流，一手抓風險防控。開源節流方面，推進主營業務穩收、增收，同時拓展社區商業多元化經營，圍繞客戶生活服務場景，滿足需求、創造需求，從幫助客戶養成消費習慣，到引領客戶形成新的消費觀念，進而在觀念的變遷中創造更大的價值。風險防控方面，走法治與德治相結合的道路，法律之劍高懸，讓員工有敬畏、知底線。德育教育常推，讓員工知榮辱、尚品格。以企業文化作為引導員工踐行企業價值觀的有效方式，保護好員工的工作熱情，為公司更好的創造價值。

**Enhancing Operational Quality and Efficiency:** The Group consistently regards operational capability as the core pillar of sustainable development. In response to rising cost pressures and intensified competition in the industry, the Group will build a full-chain quality and efficiency enhancement system guided by “governance optimisation, efficiency improvement and scientific decision-making”, injecting endogenous momentum into high-quality development.

**Upgrading Service Systems and Quality Control:** Aligned with changes in the market environment and iterations in business structure, the Group will continue to optimise its service systems, quality standards and institutional frameworks, and establish a full-cycle quality control system suited to industry development and customer needs. Through standardised service processes and dynamic quality supervision mechanisms, the Group will achieve sustained improvements in service quality, embedding the principle of “value for money” across all service scenarios and consolidating customer trust.

**Talent Empowerment and Team Efficiency Enhancement:** The Group will deepen its specialised training systems of “Hong Elite”, “Redsun Housekeeper” and “Hong Master”, focusing on the capability development of three core talent categories, namely management, service and technical personnel. Through scenario-based training, skills competitions and benchmarking empowerment, the Group will comprehensively enhance professional competence and service capabilities. We will drive the optimization of single-project profitability through talent efficiency enhancement, and forming a virtuous cycle of “role – talent alignment and efficiency multiplication”.

**Efficiency Improvement through End-to-end Refined Management:** The Group will implement systematic optimisation across core operational modules, rolling out targeted efficiency enhancement initiatives. On the resource management front, the Group will optimise parking system operations, strengthen the refined management of energy consumption and standardise procurement and tendering processes to maximise resource utilisation efficiency; On the organisational management front, the Group will streamline staffing structures, clarify responsibilities and authorities, and enhance organisational collaboration efficiency; On the process management front, the Group will promote business refinement, process streamlining and clear accountability to reduce redundancy and internal operational friction.

**運營提質增效：**本集團始終將運營能力視為穩固基業的核心支柱，面對行業成本壓力與競爭升級，以「治理優化、效率提升、決策科學」為導向，構建全鏈條提質增效體系，為高質量發展注入內生動力。

**服務體系與質量管控升級：**緊扣市場環境變化與業務結構迭代，持續優化服務體系、質量標準與制度建設，構建適配行業發展與客戶需求的全週期質量管控體系。通過建立標準化服務流程、動態化質量監督機制，實現服務品質的常態化提升，讓「質價相符」理念貫穿服務全場景，夯實客戶信任基礎。

**人才賦能與團隊效能提升：**深化「弘精英」「弘管家」「弘師傅」專項培訓體系，聚焦管理、服務、技術三類核心人才能力建設，通過場景化實訓、技能比武、標桿賦能等多元形式，全面增強團隊專業素養與服務能力。以人才效能提升帶動單項目盈利水平優化，實現「人崗適配、人效倍增」的良性循環。

**全鏈條精細化管控提效：**針對核心運營模塊開展系統性優化，逐一落地專項提效方案：在資源管理端，優化停車場系統運營、強化能源消耗精細化管控、規範成本招採流程，實現資源利用效率最大化；在組織管理端，梳理人員配置結構，明確權責邊界，提升組織協同效率；在流程管理端，推動業務精細化、流程暢通化、權責清晰化，減少冗餘環節，降低運營內耗。

## MANAGEMENT DISCUSSION AND ANALYSIS

### 管理層討論與分析

Technological Empowerment and Operational Model Innovation: Leveraging digital and intelligent transformation as a key driver, the Group will achieve a qualitative leap in operational efficiency. By replacing traditional manual management with smart systems, upgrading traditional operating models through mechanised equipment, and breaking down information silos via digital platforms, the Group will realise “intelligent management, mechanised efficiency enhancement and online collaboration”. Relying on digital intelligence technologies to enable real-time accumulation and analysis of operational data and provide scientific support for decision-making, the Group will shift from “experience-driven” to “data-driven” operations, and comprehensively enhancing overall profitability and risk resilience.

#### Organisational Development for Strategy Leadership

Strategy serves as the core guide for an enterprise’s steady and long-term development. In 2026, the Group will continue to deepen its flat organisational structure, and upgrade towards greater agility on the basis of streamlined efficiency. The Group will reinforce its talent deployment philosophy of “lean headquarters, strong regions and high-quality projects”, deepen dynamic matching mechanisms, enhance cross-functional collaboration and versatility, continue to cultivate four key talent categories, namely, “Hong Elite”, “Redsun Housekeeper”, “Hong Master” and “Hong Guardian”, and establish a systematic talent empowerment and development pathway. Meanwhile, the Group will further stimulate innovation, build an organisational collaboration model of “small front-end, strong back-end and shared ecosystem”, making innovation the core engine for driving continuous organisational evolution, vitality and execution capability.

科技賦能運營模式革新：以數字化、智能化轉型為抓手，推動運營效率質的飛躍。通過智慧化系統替代傳統人工管理，機械化設備升級傳統作業模式，數字化平台打通信息壁壘，實現「智慧化管理、機械化提效、線上化協同」。依託數智技術實現運營數據實時沉澱與分析，為決策提供科學支撐，推動運營從「經驗驅動」向「數據驅動」轉型，全面提升整體盈利能力與抗風險能力。

#### 組織發展戰略引領

戰略是企業行穩致遠的核心指引，2026年，我們將持續深化扁平化的組織架構，在精簡高效的基礎上推動組織模式向敏捷化升級，強化「精總部、強區域、優項目」的人才配置理念並深化動態適配機制，通過提升跨條線分工的協同性與複合性，持續鍛造「弘精英」「弘管家」「弘師傅」和「弘衛士」四類關鍵人才，並搭建體系化的人才賦能與成長通道。同時，我們將進一步激活創新精神，打造「小前端、大後台、共生態」的組織協同模式，讓創新成為驅動組織持續進化、強化活力與戰鬥力的核心引擎。

### Culture Safeguarding Healthy Development and Universal Care

The Group remains committed to its core values of “people-oriented business and integrity for long-term success”, regarding corporate culture development as a key foundation for cultivating competitiveness. Upholding the principle of “being talent-oriented, fighter-oriented and contributor-oriented”, the Group will upgrade its “Hong Elite”, “Redsun Housekeeper” and “Hong Master” training systems, adding modules such as “benchmarking best practices” and “in-depth interpretation of cultural values”, and integrating concepts such as “health, hard work, humanistic love and practicality” into skills assessment and performance evaluation. The Group will establish organisational communication mechanisms for “coordination and facing problems”, translating cultural philosophy into employees’ conscious actions through monthly quality review meetings and cross-departmental collaborative project teams. By uniting teams through culture and driving execution through consensus, corporate culture will become a core support for service quality enhancement and brand value accumulation. Looking ahead, the Group will remain oriented towards the industry’s high-quality development, continuously refines itself through benchmarking and breaking through via innovation. With solid service capabilities to build trust, strong operational capabilities to achieve value growth, and distinctive brand strength to unite development consensus, the Group will steadfastly advance towards its vision of becoming “a respected service operator for a better life”, achieving value symbiosis with customers, employees and society.

## CORPORATE GOVERNANCE/OTHER INFORMATION

### 1. Material Investments, Acquisitions and Disposals

On 17 February 2025, the Company and Redsun Properties Group entered into a parking spaces transfer framework agreement, pursuant to which the Company conditionally agreed to purchase and Redsun Properties Group conditionally agreed to sell the property right or the right of use (as the case may be) of the target parking spaces at a total consideration of approximately RMB230.92 million, subject to the terms and conditions of the Agreement.

### 文化守護健康大愛

堅守「在商言人，誠者致遠」的核心價值觀，將企業文化建設作為競爭力培育的重要根基。強化「以人才為本，以拚搏者、貢獻者為本」的用人原則，升級「弘精英」「弘管家」「弘師傅」培訓體系，新增「對標標桿實踐」「文化理念深度解讀」等課程模塊，將「健康、拚搏、大愛、務實簡單」等理念融入技能考核與績效評價。搭建「交圈協同、直面問題」的組織溝通機制，通過月度品質檢查復盤會、跨部門協作項目組等形式，推動文化理念轉化為員工自覺行動。以文化凝聚團隊共識，以共識驅動執行落地，讓企業文化成為服務品質提升與品牌價值沉澱的核心支撐。未來，集團將始終以行業高質量發展為導向，在對標中精進，在創新中突破，以紮實的服務力築牢信任根基，以強勁的經營力實現價值增長，以鮮明的品牌力凝聚發展共識，堅定不移地向「受人尊敬的美好生活運營服務商」願景邁進，與客戶、員工、社會實現價值共生。

## 企業管治／其他資料

### 1. 重大投資、收購及出售

於2025年2月17日，本公司與弘陽地產集團訂立停車位轉讓框架協議，據此，本公司有條件地同意購買而弘陽地產集團有條件地同意出售目標停車位的產權或使用權（視情況而定），總代價約人民幣230.92百萬元，受限於協議的條款及條件。

## MANAGEMENT DISCUSSION AND ANALYSIS

### 管理層討論與分析

On the same day, Nanjing Hong Life Real Estate Consulting Co., Ltd. (an indirect wholly-owned subsidiary of the Company) and each of Chengdu Hong Yang Jin Xing Real Estate Development Co., Ltd., Xuzhou Hongqi Real Estate Development Co., Ltd. And Nanjing Hong Tai Pu Yang Property Co., Ltd. (all being indirect wholly-owned subsidiaries of Redsun Properties Group) entered into the respective equity transfer agreements, pursuant to which Nanjing Hong Life Real Estate Consulting Co., Ltd. Conditionally agreed to purchase, and each of Chengdu Hong Yang Jin Xing Real Estate Development Co., Ltd., Xuzhou Hongqi Real Estate Development Co., Ltd. and Nanjing Hong Tai Pu Yang Property Co., Ltd. conditionally agreed to sell (a) 70% of the equity interests in the Chengdu Hong Sheng He Ding Real Estate Development Co., Ltd. held by Chengdu Hong Yang Jin Xing Real Estate Development Co., Ltd.; (b) 20% of the equity interests in the Suqian Tong Jin Hong Real Estate Co., Ltd. held by Xuzhou Hongqi Real Estate Development Co., Ltd.; and (c) 19% of the equity interests in Jurong Jin Jia Run Real Estate Development Co., Ltd. held by Nanjing Hong Tai Pu Yang Property Co., Ltd., together with all other assets, liabilities and owners' equity attached to the equity interests abovementioned at a consideration of approximately RMB109.49 million, RMB68.13 million and RMB41.02 million, respectively.

For further details of the above acquisitions, please refer to the Company's announcements dated 17 February 2025 and 21 May 2025 and the circular dated 30 April 2025.

Further to the Company's circular dated 30 April 2025 regarding the very substantial acquisition and connected transaction (the "**Transaction**"), the Group was in the process of finalising the arrangement in accordance with the disclosed terms as at 31 December 2025. The Transaction had not been completed as at 31 December 2025 and remained outstanding as at the approval date of the annual consolidated financial information.

Save as disclosed above, there was no material investment, acquisition and disposal of subsidiaries, associates or joint ventures by the Group during the Reporting Period.

於同日，南京弘生活置業顧問有限公司(本公司間接全資附屬公司)與成都弘陽錦興房地產開發有限公司、徐州弘琪房地產開發有限公司及南京鴻泰浦陽置業有限公司(均為弘陽地產集團間接全資附屬公司)各自訂立各自的股權轉讓協議，據此，南京弘生活置業顧問有限公司有條件地同意購買而成都弘陽錦興房地產開發有限公司、徐州弘琪房地產開發有限公司及南京鴻泰浦陽置業有限公司各自有條件地同意出售(a) 成都弘陽錦興房地產開發有限公司持有的成都弘勝和鼎房地產開發有限公司70%股權；(b) 徐州弘琪房地產開發有限公司持有的宿遷市通金弘置業有限公司20%股權；及(c) 南京鴻泰浦陽置業有限公司持有的句容金嘉潤房地產開發有限公司19%股權，連同上述股權所附帶的所有其他資產、負債及所有者權益，代價分別約為人民幣109.49百萬元、人民幣68.13百萬元及人民幣41.02百萬元。

就上述該等收購事項的進一步詳情，請參閱本公司日期為2025年2月17日及2025年5月21日的公告以及2025年4月30日的通函。

繼本公司於2025年4月30日就非常重大收購事項及關連交易(「**交易**」)發出的通函後，截至2025年12月31日，本集團正根據所披露的條款落實有關安排。於2025年12月31日及本集團年度合併財務資料的批准日，該交易尚未完成。

除上述披露外，於報告期內，本集團並無其他重大投資、收購及出售附屬公司、聯營公司或合營企業。

## 2. Employment and Remuneration Policies

As at 31 December 2025, the Group had 2,911 employees in total, of which 2,219 employees were engaged in property management and related services for residential properties, 669 employees were engaged in property management and related services for non-residential properties and 23 employees were engaged in real estate business.

The emolument of the employees of the Group is mainly determined based on their duties, performance and the prevailing market level in the respective regions. The Group has formulated a systematic and market-competitive employee incentive plan and a comprehensive talent cultivation scheme based on its business to attract and retain talents through offering competitive salary packages, comprehensive talent training strategies, internal promotion system and a caring corporate culture.

In addition, focusing on the entire process of talent cultivation and development, the Group has also formulated the systematic talent cultivation scheme, for enhancing the quality of talents and broadening its pool of talents. The Group has designed three-tier talent team training projects, namely the “Brigadier Scheme (準將計劃)”, “Hongyang Elite Scheme (弘精英計劃)”, and “Hongyang Yao Scheme (弘耀計劃)” for the key talents which focused on individual development and practical courses, and assisted individuals in formulating development plans, and were conducted in conjunction with the “offline training + classes for the front line (線下集訓+送課去一線)” in an orderly manner. At the same time, we cultivated city companies “Hongyang Elite”, “Hongyang Housekeeper” and “Hongyang Master” for enhancing capabilities of the Company’s customer services, in which systematic arrangements are implemented to provide the employees of the Group with clear development path and secure the demand for talents in different business segments and on various levels.

The Group believes that talent cultivation scheme of the Group will enhance team building, improve team capability, and provide talent pipelines for the business development of the Group.

## 2. 僱員及薪酬政策

截至2025年12月31日，本集團共有2,911名員工，其中2,219名員工從事住宅物業的物業管理及相關服務，669名員工從事非住宅物業的物業管理及相關服務以及23名員工從事房地產業務。

本集團員工的薪酬主要根據其職責、工作表現及該地區目前市場水準釐定。本集團基於業務制定了系統的、有市場競爭力的員工激勵計劃和完備的人才培養計劃，通過提供具有競爭力的薪資待遇、完善的人才培養策略、內部晉升制度和關愛的企業文化來吸引和留住人才。

此外，本集團還圍繞人才培養和發展的全流程形成了系統的培養計劃，提高人才質量、增加人才庫；針對關鍵人才設計了「準將計劃」、「弘精英計劃」及「弘耀計劃」三層人才梯隊培養項目，聚焦個人發展和實戰課程，協助個人制定發展計劃，結合「線下集訓+送課去一線」的方式，有序開展。同時為提升公司對客服務能力，培養城市公司「弘精英」、「弘管家」、「弘師傅」，實施體系化的載端，為本集團員工提供了清晰的發展道路，保障了不同業務模塊、不同層級的人才需求。

本集團相信，本集團的人才培養計劃將加強團隊建設，提高團隊能力，並為本集團業務發展提供人才通道。

### 3. Enforcement of Pledged Shares and Appointment of Receivers

Reference is made to (i) the announcements of the Company dated 23 January 2024, 10 May 2024 and 20 August 2024 in relation to, among others, the pledge of a total of 301,994,000 ordinary shares in the issued share capital of the Company (the “**Pledged Shares**”) by Redsun Services Group (Holdings) Limited to GLAS Agency (Hong Kong) Limited (formerly known as Serica Agency Limited) (the “**Pledgee**”) as security for issuance of certain notes by Hong Seng Limited as part of the consummation of the 2024 Proposed Hong Seng Restructuring, which also occurred on 19 August 2024; and (ii) the announcement of the Company dated 23 October 2025 (collectively with the aforesaid announcements, the “**Announcements**”). Unless otherwise defined, capitalised terms used in this section shall have the same meaning defined in the Announcements.

As disclosed in the Announcements, the Board was informed that, on 21 October 2025, the Pledgee has purportedly taken action to enforce the security interest in the Pledged Shares, and appointed Wong Wing Sze Tiffany and Edward Simon Middleton (the “**Receivers**”) as the joint and several receivers and managers over the Pledged Shares (collectively, the “**Receivership**”). As at the date of this report, the Pledged Shares, being 301,994,000 ordinary shares of the Company, represent approximately 72.77% of the total issued share capital of the Company.

While the Company is not in the position, at this stage, to ascertain the validity of the Receivership and the outcome thereof and to announce and provide further information in respect to the aforesaid, the Company has also been informed that, based on the branch register of members of the Company as at 31 December 2025, 285,000,000 ordinary shares in the issued share capital of the Company (which represent approximately 68.67% of the total issued share capital of the Company) were transferred to the Receivers as at 31 December 2025.

### 3. 強制執行質押股份及委任接管人

茲提述(i)本公司日期為2024年1月23日、2024年5月10日及2024年8月20日的公告，內容有關(其中包括)弘陽服務集團(控股)有限公司將本公司已發行股本中合共301,994,000股普通股(「**質押股份**」)質押予GLAS Agency (Hong Kong) Limited(前稱為Serica Agency Limited)(「**承押人**」)作為弘昇有限公司所發行若干票據的抵押，以作為亦於2024年8月19日發生的2024年弘昇重組方案完成的一部分；及(ii)本公司日期為2025年10月23日的公告(與上述公告統稱「**該等公告**」)。除非另有定義，本節所用詞彙與該等公告所界定者具有相同涵義。

誠如該等公告所披露，董事會獲悉，於2025年10月21日，承押人據稱已採取行動強制執行其於質押股份的抵押權益，並就質押股份委任Wong Wing Sze Tiffany及Edward Simon Middleton(「**接管人**」)為共同及各別接管人及管理人(統稱「**接管事項**」)。於本報告日期，質押股份(即本公司的301,994,000股普通股)佔本公司全部已發行股本約72.77%。

儘管本公司現階段無法確定接管事項的有效性及其結果，亦無法就上述事宜公佈及提供進一步資料，但本公司亦獲悉，根據本公司於2025年12月31日的股東名冊分冊，本公司已發行股本的285,000,000股普通股(佔本公司全部已發行股本約68.67%)已於2025年12月31日轉讓予接管人。

The Company is continuously assessing the legal, financial and operational impacts of the actions taken or to be taken by the Receivers. As at the date of this report, there was no indication that the Receivers are actively looking for a potential purchaser for the Pledged Shares nor are already in discussion with a potential purchaser over the Pledged Shares. Enforcement by the Receivers of the Pledged Shares may lead to a change in control of the Company.

The Board will closely monitor the development of such matter and issue further announcement(s) in relation to material updates as and when necessary or appropriate in accordance with the Listing Rules or otherwise when the relevant information becomes available.

The business operation and the management of the Group remain normal as at 31 December 2025 and as at the date of this report.

#### 4. Events after the Reporting Period

As disclosed in the section headed “1. Material Investments, Acquisitions and Disposals” in this report, during the year ended 31 December 2025, the Company entered into a parking spaces transfer framework agreement and a series of equity transfer agreements relating to the acquisition of the equity interests of a subsidiary, an associate and a joint venture. For further details, please refer to the announcement and circular of the Company dated 17 February 2025 and 30 April 2025. The transfer of the parking spaces and the acquisition of the subsidiary were completed during the year. The acquisitions of the associate and the joint venture had not been completed as at the date of this report.

As disclosed in the circular of the Company published on 20 March 2026, on 4 February 2026, the Company and Redsun Properties Group Limited (“Redsun Properties”) entered into a termination agreement, pursuant to which the New Parking Space Sales and Leasing Agency Services Framework Agreement (as defined in the aforesaid circular), originally entered into on 8 December 2025, was terminated with immediate effect. Following such termination, the Group ceased to act as agent for sale of parking spaces of Redsun Properties.

Save as disclosed above, the Group had no other material events after the Reporting Period.

本公司正持續評估接管人已採取或將採取的行動對法律、財務及營運方面的影響。於本報告日期，並無跡象顯示接管人正就質押股份積極尋找潛在買家，亦無跡象顯示接管人已就質押股份與潛在買家進行討論。接管人強制執行質押股份可能會導致本公司控制權發生變動。

董事會將密切監察該事項之進展，並於必要或適當時根據上市規則或在相關資料可供獲得時，就重大更新發佈進一步報告。

於2025年12月31日及於本報告日期，本集團的業務營運及管理維持正常。

#### 4. 本報告期後事項

誠如本報告「1. 重大投資、收購及出售」一節所披露，截至2025年12月31日止年度，本公司訂立一份停車位轉讓框架協議及一系列股權轉讓協議，內容有關收購一間附屬公司、一間聯營公司及一間合營企業的股權。進一步詳情請參閱本公司日期為2025年2月17日的公告及2025年4月30日的通函。停車位轉讓及收購附屬公司已於年內完成。於本報告日期，收購聯營公司及合營企業尚未完成。

正如本公司於2026年3月20日刊報之通函所披露，於2026年2月4日，本公司與弘陽地產集團有限公司（「弘陽地產」）訂立終止協議，據此，原於2025年12月8日訂立的新車位銷售及租賃代理服務框架協議（定義見上述通函）即時終止。於相關終止後，本集團不再代理銷售弘陽地產的車位。

除上述披露外，本集團報告期後無其他重大事項。

5. Final Dividend

The Board does not recommend the payment of a final dividend for the year ended 31 December 2025 (2024: nil).

6. Purchase, Sale or Redemption of the Company's Listed Securities

Neither the Group nor any of its subsidiaries has purchased, sold or redeemed any of the Company's listed securities (including treasury shares, as defined under the Rules Governing the Listing of Securities on the Stock Exchange (the "Listing Rules")) during the Reporting Period.

For the year ended 31 December 2025, the Company did not hold any treasury shares.

7. Exposure to Foreign Exchange Risk

The Group primarily operates in the PRC and the majority of transactions were denominated and settled in RMB. As at the date of this report, the Group has not entered into any hedging transactions to mitigate the exposure to foreign exchange risk. The Group will continue to monitor foreign exchange activities and safeguard the cash value of the Group with its best efforts.

8. Compliance with the Corporate Governance Code

The Group is committed to implementing high standards of corporate governance to safeguard the interests of the shareholders of the Company and enhance the corporate value as well as the responsibility commitments. The Company has adopted the Corporate Governance Code (the "CG Code") as set out in Appendix C1 to the Listing Rules as its corporate governance standards and, to the best knowledge of the Directors, the Company has complied with all applicable code provisions set out in Part 2 of the CG Code during the Reporting Period.

The Directors will use their best endeavors to procure the Company to continue to comply with the CG Code.

5. 末期股息

董事會不建議就截至2025年12月31日止年度派付末期股息(2024年：不派發)。

6. 購買、出售及贖回本公司上市證券

報告期間，本集團及其任何附屬公司概無購買、出售或贖回本公司任何上市證券(包括庫存股份(定義見聯交所證券上市規則(「上市規則」)))。

截至2025年12月31日止年度，本公司並無持有任何庫存股份。

7. 面對的外匯風險

本集團主要在中國經營，大部分交易以人民幣計價和結算。於本報告日期，本集團並無進行任何對沖交易以減輕外匯風險。本集團將繼續監察外匯活動，並盡最大努力保障本集團的現金價值。

8. 遵守企業管治守則

本集團致力於實現高標準企業管治，以保障本公司股東權益及提高企業價值與責任承擔。本公司已採納上市規則附錄C1所載企業管治守則(「企業管治守則」)作為其本身的企業管治準則，且根據董事所知，於報告期間，本公司已遵守企業管治守則第二部分所有適用守則條文。

董事並將盡全力促使本公司繼續遵守企業管治守則。

9. Annual General Meeting

An annual general meeting (the “AGM”) has been scheduled to be convened at 10:00 a.m. on Thursday, 25 June 2026.

10. Closure of Register of Members

For the purpose of determining the rights to attend and vote at the AGM, the register of members of the Company will be closed from Monday, 22 June 2026 to Thursday, 25 June 2026, both days inclusive, during which period no transfer of shares will be registered. All transfer documents of the Company accompanied by the relevant share certificates must be lodged with the branch share registrar of the Company in Hong Kong, Computershare Hong Kong Investor Services Limited at Shops 1712-1716, 17th Floor, Hopewell Centre, 183 Queen’s Road East, Wan Chai, Hong Kong, for registration no later than 4:30 p.m. on Thursday, 18 June 2026. The record date for determining the entitlement of the shareholders of the Company to attend and vote at the AGM will be Thursday, 25 June 2026.

11. Compliance with the Model Code for Securities Transactions by Directors

The Company has adopted the Model Code for Securities Transactions by Directors of Listed Issuers (the “Model Code”) set out in Appendix C3 to the Listing Rules as its code for dealing in securities in the Company by the Directors.

The Directors have confirmed compliance with the required standard set out in the Model Code during the Reporting Period.

9. 股東週年大會

擬定於2026年6月25日(星期四)上午十時正召開股東週年大會(「股東週年大會」)。

10. 暫停辦理股份過戶登記

為確定出席股東週年大會及於會上投票的權利，本公司將於2026年6月22日(星期一)至2026年6月25日(星期四)(包括首尾兩日)暫停辦理本公司的股份過戶登記手續，期間所有股份將暫停過戶。所有本公司過戶文件連同相關股票須於不遲於2026年6月18日(星期四)下午四時三十分送交本公司位於香港證券登記分處香港中央證券登記有限公司，地址為香港灣仔皇后大道東183號合和中心17樓1712-1716號舖，以作登記。就釐定有權出席股東週年大會並於會上投票之本公司股東的記錄日期將為2026年6月25日(星期四)。

11. 董事進行證券交易的標準守則

本公司已採納上市規則附錄C3所載上市發行人董事進行證券交易內的標準守則(「標準守則」)作為董事買賣本公司證券的守則。

董事確認，彼等於報告期間一直遵守標準守則所載規定準則。

## 12. Review of Annual Results by the Audit Committee

The Board has established its audit committee with written terms of reference in compliance with Rules 3.21 and 3.22 of the Listing Rules and code provision D.3 of the CG Code.

The primary duties of the audit committee are to review and supervise the financial reporting process, internal control and risk management system of the Group, oversee the audit process, provide advice and comments to the Board, perform other duties and responsibilities as may be assigned by the Board.

The audit committee consists of three independent non-executive Directors, namely Mr. Zhao Xianbo, Ms. Wang Fen and Mr. Li Xiaohang. The audit committee is chaired by Mr. Zhao Xianbo, an independent non-executive Director who possesses appropriate professional accounting and related financial management expertise as required under Rule 3.10(2) of the Listing Rules.

Our audit committee has reviewed the Company's consolidated financial statements for the year ended 31 December 2025 and confirmed that it has complied with all applicable accounting principles, standards and requirements, and made sufficient disclosures. Our audit committee has also discussed the matters of audit and financial reporting.

## 12. 審核委員會審閱年度業績

董事會已遵照上市規則第3.21條及3.22條及企業管治守則的守則條文第D.3條成立審核委員會，並設定書面職權範圍。

審核委員會的主要職責是審閱和監察本集團的財務報告流程、內部控制和風險管理體系，監督審計流程，向董事會提供建議和意見，並履行董事會可能指派的其他職責和責任。

審核委員會由三名獨立非執行董事趙現波先生、王奮女士和李曉航先生組成。審核委員會由趙現波先生擔任主席，他是一名擁有上市規則第3.10(2)條規定的適當的專業會計和相關財務管理專業知識的獨立非執行董事。

審核委員會已審閱本公司截至2025年12月31日止年度的綜合財務報表，並確認已遵從所有適用的會計原則、準則及規定及已作出足夠披露。審核委員會亦已討論審計及財務報告事宜。

# DIRECTORS AND SENIOR MANAGEMENT

## 董事及高級管理層

### NON-EXECUTIVE DIRECTOR

**Mr. ZENG Junkai (曾俊凱)**, aged 32, has served as the chairman of the Board, a non-executive Director, an Authorized representative, the chairman of the Nomination committee and a member of the Audit committee of the Group from 23 December 2021 to 14 January 2026. He had been an executive director and a vice president of Redsun Properties Group Limited (“Redsun Properties”, together with its subsidiaries, the “Redsun Properties Group”), a company listed on the Stock Exchange of Hong Kong Limited (stock code: 1996), from February 2021 to July 2024, and the general manager of the Nanjing regional companies (南京區域公司總經理) of the Redsun Properties Group from January 2021 to November 2022. He served as the general manager of the Chengdu regional companies (成都區域公司總經理) of the Redsun Properties Group from October 2018 to January 2021 and the assistant president of Hong Yang Group Company Limited, the controlling shareholder of the Company, from May 2016 to October 2018.

Mr. Zeng Junkai graduated from Wharton School of Business, University of Pennsylvania in the United States of America and obtained a bachelor degree in Economics (majoring in Finance) in May 2016. Mr. Zeng Junkai is a committee member of Jiangsu Province’s 13th Committee of the Chinese People’s Political Consultative Conference (江蘇省政協第十三屆委員會), a vice president of Jiangsu Overseas Chinese Chamber of Commerce (江蘇省僑商總會) and the executive vice president of Jiangsu Young Entrepreneurs Federation. Mr. Zeng Junkai is the son of Mr. Zeng Huansha, a controlling shareholder of the Company.

### 非執行董事

曾俊凱先生，32歲，自2021年12月23日起至2026年1月14日期間，擔任本集團董事會主席、非執行董事、授權代表、提名委員會主席及審核委員會成員，於2021年2月至2024年7月一直擔任弘陽地產集團有限公司（「弘陽地產」，一家於香港聯合交易所有限公司上市的公司（股份代號：1996），連同其附屬公司，統稱「弘陽地產集團」）的執行董事及副總裁，彼於2021年1月至2022年11月擔任弘陽地產集團南京區域公司總經理，於2018年10月至2021年1月擔任弘陽地產集團成都區域公司總經理，並於2016年5月至2018年10月擔任本公司控股股東弘陽集團有限公司的助理總裁。

曾俊凱先生於2016年5月畢業於美國賓夕法尼亞大學沃頓商學院，取得經濟學學士學位（主修金融）。曾俊凱先生為江蘇省政協第十三屆委員會委員、江蘇省僑商總會副會長及江蘇省青年企業家聯合會常務副會長。曾俊凱先生為本公司控股股東曾煥沙先生的兒子。

## DIRECTORS AND SENIOR MANAGEMENT

### 董事及高級管理層

#### EXECUTIVE DIRECTORS

**Mr. CHEN Yichun (陳義純)**, aged 47, has served as the Vice President of the Group (presiding over the work) since September 2022. He is currently the Executive President of the Group.

Joining Hong Yang Group Company Limited, the controlling shareholder of the Group, in May 2019, Mr. Chen successively served as the general manager of the customer relations department of Redsun Properties Group Limited and the general manager of the customer relations department of Hong Yang Group Company Limited, and has been the chief operating officer of the Group since June 2022.

Prior to joining Hong Yang Group Company Limited, Mr. Chen successively worked at China Vanke Co., Ltd., a company listed on the Shenzhen Stock Exchange (stock code: 000002), CIFI Holdings (Group) Co. Ltd., a company listed on The Stock Exchange of Hong Kong Limited (stock code: 00884) and Jiangsu Zhongnan Construction Group Co., Ltd., a company listed on the Shenzhen Stock Exchange (stock code: 000961), and engaged in property management, customer relations management, project management, large-scale operation management and regional management.

Mr. Chen graduated from the Northwestern Polytechnical University majoring in civil engineering, and is a national registered first-class constructor.

#### 執行董事

**陳義純先生**，47歲，自2022年9月擔任本集團副總裁（主持工作），現任本集團執行總裁。

陳先生於2019年5月加入本集團控股股東弘陽集團有限公司，先後擔任弘陽地產集團有限公司客戶關係部總經理、弘陽集團有限公司客戶關係部總經理，2022年6月起擔任本集團首席運營官。

在加入弘陽集團有限公司之前，陳先生先後在萬科企業股份有限公司（一間於深圳證券交易所上市的公司，股份代號：000002）、旭輝控股（集團）有限公司（一間於香港聯合交易所有限公司上市的公司，股份代號：00884）、江蘇中南建設集團股份有限公司（一間於深圳證券交易所上市的公司，股份代號：000961）任職並從事物業管理、客戶關係管理、項目管理、大運營管理及區域管理等工作。

陳先生畢業於西北工業大學土木工程專業，彼為國家註冊一級建造師。

**Mr. JIA Hongbo (賈洪波)**, age 43, has served as the chairman of the Board, an executive Director, an authorized representative and the chairman of the Nomination committee of the Group since 14 January 2026. He was appointed as the joint company secretary of the Company on 29 May 2024. Mr. Jia joined Hong Yang Group Company Limited, the controlling shareholder of the Company (“**Hong Yang Group**”), since September 2013 as the business assistant to the chairman of Hong Yang Group, and he has also held various positions of project manager, strategic investment director and operation director of Hong Yang Group. From 2016, Mr. Jia is a senior member of the listing office of Hong Yang Group and has internally assisted the joint company secretary in handling the initial public offering of Redsun Properties Group Limited (Stock Exchange stock code: 1996) and the Company, as well as the listing compliance matters, company secretarial matters and disclosure of information after their listing. Since 29 May 2024, he has been appointed as a joint company secretary of the Company and Redsun Properties Group Limited (Stock Exchange stock code: 1996). Mr. Jia is a senior engineer and registered first-class structure engineer. He obtained a master's degree of engineering from Harbin Institute of Technology in the PRC in July 2006.

Prior to joining the Company, Mr. Jia served as the Director of Structure Department of Jiangsu Huake Construction Engineering Quality Testing Co., LTD. from February 2008 to September 2013, and was the Engineer of Structure Department of Jiangsu Testing Center For Quality Of Construction Engineering Co., LTD. from August 2006 to February 2008.

**賈洪波先生**，43歲，自2026年1月14日起擔任本集團董事會主席、執行董事、授權代表及提名委員會主席，於2024年5月29日獲委任為本公司聯席公司秘書。賈先生自2013年9月加入本公司控股股東弘陽集團有限公司（「**弘陽集團**」），擔任弘陽集團董事長業務助理，彼亦曾擔任弘陽集團項目經理、戰略投資總監及運營總監等多項職務。自2016年起，賈先生為弘陽集團上市辦公室的高級成員，於內部協助聯席公司秘書處理弘陽地產集團有限公司（聯交所股份代號：1996）及本公司的首次公開發售事宜，以及其上市後的上市合規事宜、公司秘書事宜及信息披露事宜。自2024年5月29日起，彼獲委任為本公司及弘陽地產集團有限公司（聯交所股份代號：1996）的聯席公司秘書。賈先生為一名高級工程師及註冊一級結構工程師。彼於2006年7月獲得中國哈爾濱工業大學工程碩士學位。

加入本公司前，賈先生於2008年2月至2013年9月擔任江蘇華科建設工程質量檢測有限公司結構部主任，並於2006年8月至2008年2月擔任江蘇省建築工程質量檢測中心有限公司結構部工程師。

### INDEPENDENT NON-EXECUTIVE DIRECTORS

**Ms. WANG Fen (王奮)**, aged 59, was appointed as an independent non-executive Director on 12 June 2020. She is primarily responsible for providing independent advice on the operations and management of our Group. Ms. Wang Fen was the independent Director of Guirenniao Co., Ltd. (貴人鳥股份有限公司) (Shanghai Stock Exchange stock code: 603555) from May 2017 to December 2020. She was an assistant professor of the School of Management and Economics of Beijing Institute of Technology (北京理工大學) since July 2001. She was also the human resources director and principal of Haidilao University of Sichuan Haidilao Catering Corporation Ltd. (四川海底撈餐飲股份有限公司) from November 2007 to December 2012, where she was mainly responsible for the planning of human resources development and the operational management of Haidilao University. Ms. Wang Fen has been the management consultant of various companies since 2013, including Beijing Jiangnan Green Tea Catering Co., Ltd. (北京江南綠茶餐飲有限公司), Jingruan Beauty Management Co., Ltd. (靜瑤美容管理有限公司) and Beijing Hongying Times Educational Technology Co., Ltd (北京紅纓時代教育科技有限公司). She has many years of experience in business management.

Ms. Wang Fen obtained a bachelor degree in management engineering from Beijing Institute of Technology in the PRC in July 1988. She later obtained a master degree in management engineering from Shanghai Jiao Tong University (上海交通大學) in the PRC in March 1995, and a doctor degree in management science and engineering from Beijing Institute of Technology in the PRC in July 2005.

### 獨立非執行董事

**王奮女士**，59歲，於2020年6月12日獲委任為獨立非執行董事。彼主要負責對本集團的運營及管理提供獨立意見。王奮女士自2017年5月至2020年12月擔任貴人鳥股份有限公司(上海證券交易所股份代號：603555)的獨立董事。彼自2001年7月起擔任北京理工大學管理與經濟學院的副教授。彼亦於2007年11月至2012年12月擔任四川海底撈餐飲股份有限公司的人力資源總監及海底撈大學校長，主要負責人力資源發展計劃及海底撈大學營運管理。自2013年起，王奮女士曾擔任多家企業的管理顧問，包括北京江南綠茶餐飲有限公司、靜瑤美容管理有限公司及北京紅纓時代教育科技有限公司。彼擁有多年的商業管理經驗。

王奮女士於1988年7月獲得中國北京理工大學管理工程學士學位。彼隨後於1995年3月獲得中國上海交通大學管理工程碩士學位，並於2005年7月獲得中國北京理工大學管理科學及工程博士學位。

**Mr. LI Xiaohang (李曉航)**, aged 54, has served as an independent non-executive Director and a member of the nomination committee, the audit committee and the remuneration committee of the Board of the Group respectively since 2 August 2021. He has over 22 years of working experience in engineering, town planning and city management. Mr. Li is a registered urban planner and a senior engineer for urban planning. He holds a master degree in engineering from University of Electronic Science and Technology of China. Mr. Li has served as the chairman of the board of directors of Liaoning Shenhua Holdings Co., Ltd. (formerly known as Shanghai Shenhua Holdings Co., Ltd., “**Shenhua Holdings**”), a company listed on the Shanghai Stock Exchange (the “**SSE**”) (stock code: 600653) from November 2019 to June 2021 and as the secretary of the party committee of Shenhua Holdings from October 2019 to June 2021. He has served as the secretary of the party committee and the chairman of the board of directors of Zhongxing Shenyang Commercial Building Group Co., Ltd., a company listed on the Shenzhen Stock Exchange (stock code: 000715) from August 2014 to January 2018. In addition, Mr. Li has served in various government units, including the Shenyang Planning and Land Resources Bureau, the committee of Liaozhong district, Shenyang (瀋陽市遼中區委) and the district committee of Shenyang Dongling District (Hunnan New District), and has extensive experience in management in government bodies.

**Mr. ZHAO Xianbo (趙現波)**, aged 45, has served as an independent non-executive Director, the chairman of the Audit Committee and a member of the Nomination Committee and the Remuneration Committee of the Group respectively since 23 December 2021. Mr. Zhao is a member of each of the Chinese Institute of Certified Public Accountants (CICPA), the Institute of Public Accountants (IPA), Australia, and the Institute of Financial Accountants (IFA), the United Kingdom. He holds a bachelor's degree in Economics from Qingdao University in Shandong, China. Mr. Zhao has been a partner of ShingWing LLP since November 2019.

Mr. Zhao has also worked at other accounting firms including Ruihua Certified Public Accountants LLP, Grant Thornton LLP and PanChina Certified Public Accountants LLP. He has been an independent director of Shanghai Tongling Automotive Technologies, Inc. (Tongling Technologies) since August 2022, and an independent director of GOLOHO Polymer Materials (Jiangsu) Ltd. since September 2023. Mr. Zhao has approximately 20 years of working experience in the industry of finance and auditing and possesses extensive experience in finance and auditing.

**李曉航先生**，54歲，自2021年8月2日起擔任本集團獨立非執行董事及分別為董事會提名委員會、審核委員會及薪酬委員會成員。彼在工程、城鎮規劃及城市管理方面擁有逾22年工作經驗。李先生為註冊城市規劃師及城市規劃高級工程師。彼持有中國電子科技大學的工程碩士學位。李先生於2019年11月至2021年6月擔任遼寧申華控股股份有限公司(前稱上海申華控股股份有限公司，「**申華控股**」)(上海證券交易所(「**上交所**」))上市公司，股份代號：600653)的董事長以及於2019年10月至2021年6月擔任申華控股的黨委書記。彼於2014年8月至2018年1月擔任中興－瀋陽商業大廈(集團)股份有限公司(深圳證券交易所上市公司，股份代號：000715)的黨委書記及董事長。另外，李先生亦曾在不同的政府單位任職，包括瀋陽市規劃和國土資源局、瀋陽市遼中區委和瀋陽市東陵區(渾南新區)區委等，有豐富的政府管治經驗。

**趙現波先生**，45歲，自2021年12月23日起擔任本集團獨立非執行董事、審核委員會主席以及提名委員會及薪酬委員會成員。趙先生為中國註冊會計師協會會員(CICPA)、澳大利亞公共會計師協會會員(IPA)、英國財務會計師公會會員(IFA)。彼持有位於中國山東的青島大學的經濟學學士學位。趙先生自2019年11月起擔任信永中和會計師事務所(特殊普通合夥)的合夥人。

趙先生亦曾在瑞華會計師事務所(特殊普通合夥)、致同會計師事務所(特殊普通合夥)及天健會計師事務所(特殊普通合夥)等其他會計師事務所任職，彼於2022年8月起擔任上海通領汽車科技股份有限公司(通領科技)獨立董事，於2023年9月起擔任天永誠高分子材料(江蘇)股份有限公司獨立董事。在財務審計行業擁有近20年工作經驗，擁有豐富的財務審計經驗。

## DIRECTORS AND SENIOR MANAGEMENT

### 董事及高級管理層

#### SENIOR MANAGEMENT

**Mr. CHEN Yichun (陳義純)**, Executive President of the Company. Please refer to the subsection headed “Board of Directors” above for details of his biography.

**Mr. CHENG Jian (成健)**, aged 47, has been our vice president since July 2019. He is primarily responsible for the business expansion of our Group. He is currently an executive director of a number of our subsidiaries including Nanjing Hong Yang Property Management and Nanjing Hong Life Property Management. He was the assistant president and general manager of Nanjing Hong Yang Property Management, from August 2016 to July 2019, during which he was mainly responsible for the implementation of strategies and the overall budget management of our Group. From September 2014 to August 2016, Mr. Cheng Jian served as our vice general manager and was mainly responsible for the annual operational and budget planning. He was the vice general manager of the management office of Wuxi Suyuan Tanxiwan Property Co., Ltd. (無錫蘇源檀溪灣置業有限公司), a subsidiary of Nanjing Redsun, from July 2011 to September 2014, during which he was mainly responsible for the overall operational management and the annual operational and budget planning.

Prior to joining Nanjing Redsun, he also served as a vice general manager and project manager of Nanjing City Yincheng Property Services Co., Ltd. (南京銀城物業服務有限公司) from April 2003 to October 2010, an assistant to the manager at Pengji Property Jinshan Mansion (鵬基物業金山大廈) of Shenzhen Pengji Property Management Co., Ltd. (深圳鵬基物業管理有限公司) from January 2002 to March 2003, and an administrative assistant at Nanjing Yadong Xianhe Villa (南京亞東仙鶴山莊) of Nanjing Ya Dong Property Management from 2000 to 2001. He has over 19 years of experience in the property management industry.

Mr. Cheng Jian received a certificate for the completion of the Yincheng Property Senior Manager EMBA course (銀城地產高級經理工商管理碩士(EMBA)課程) at Nanjing University (南京大學) in April 2009. He was qualified as a National Property Management Enterprise Manager (全國物業管理企業經理) by the Human Resources and Education Department of the Ministry of Urban-Rural Development (建設部人事教育司) and the Housing and Real Estate Department of the Ministry of Urban-Rural Development (建設部住宅與房地產業司) of the PRC in June 2002.

#### 高級管理層

**陳義純先生**，本公司執行總裁。有關其履歷詳情，請參閱上文「董事會」分節。

**成健先生**，47歲，自2019年7月起一直擔任本公司的副總裁。彼主要負責本集團的業務拓展。彼目前為南京弘陽物業管理及南京弘生活物業服務管理等若干附屬公司的執行董事。彼於2016年8月至2019年7月擔任南京弘陽物業管理的助理總裁及總經理，期間彼主要負責本集團戰略的實施及整體預算管理。於2014年9月至2016年8月，成健先生擔任我們的副總經理，主要負責年度運營及預算規劃。於2011年7月至2014年9月，彼擔任南京紅太陽的附屬公司無錫蘇源檀溪灣置業有限公司總經理室副總經理，期間主要負責整體運營管理以及年度運營及預算規劃。

於加入南京紅太陽前，彼亦於2003年4月至2010年10月擔任南京銀城物業服務有限公司的副總經理及項目經理，於2002年1月至2003年3月擔任深圳鵬基物業管理有限公司鵬基物業金山大廈的經理助理，及於2000年至2001年擔任南京亞東物業管理南京亞東仙鶴山莊的事務助理。彼擁有逾19年的物業管理行業經驗。

成健先生於2009年4月獲得南京大學銀城地產高級經理工商管理碩士(EMBA)課程結業證書。彼於2002年6月獲得中國建設部人事教育司及建設部住宅與房地產業司的全國物業管理企業經理資格。

**Mr. HU Chunhuang (胡春煌)**, aged 43, from 2 August 2022 to 10 February 2026, served as the Chief Financial Officer of the Group. Mr. Hu joined Hong Yang Group Company Limited, the controlling shareholder of the Group, in April 2019, and successively served as the head of financial operation function at the finance and capital center, the general manager of financial operation and management at the strategic operation center, as well as the general manager of the finance management department at the commercial group. Mr. Hu had been appointed as the Chief Financial Officer of Redsun Properties Group Limited (a company listed on The Stock Exchange of Hong Kong Limited, stock code: 01996) in July 2024. Prior to joining Hong Yang Group Company Limited, Mr. Hu successively held office and engaged in financial and fund management in Yango Group (a company listed on the Shenzhen Stock Exchange, stock code: 000671), Wanda Commercial Properties Company Limited and Jingrui Holdings Limited (a company listed on The Stock Exchange of Hong Kong Limited, stock code: 01862).

Mr. Hu holds a bachelor's degree in management from Fuzhou University, a master's degree in accounting (MPAcc) from Shanghai University of Finance and Economics and Shanghai National Accounting Institute, he is also an associate member of the Chartered Institute of Management Accountants in the United Kingdom (ACMA), a Chartered Global Management Accountant (CGMA), an Australian Certified Practising Accountant (CPA.AU) and an associate member of the CPA Australia.

**Mr. LIU Kesheng (劉克勝)**, aged 49, has been our general manager of the business development department since 15 July 2019. He is primarily responsible for the business development of our Group. He was the vice general manager of our Sunan branch from January 2019 to July 2019 and the person in charge of the general management office of our Changzhou branch from August 2018 to January 2019, during which he was mainly responsible for our operational management. He was also the project manager of our Jiangbei branch from May 2015 to August 2018, during which he was responsible for the management of several projects including Solaris Institution (旭日學府), Great Time at Joy Peak East District (悅峰時光里東區), Great Time at Joy Peak West District (悅峰時光里西區) and Swallow River Residence (時光里花園). He has years of experience in the property management industry.

Mr. Liu Kesheng graduated from the Southwest University (西南大學) in the PRC in July 2019, majoring in administrative management. He also obtained the Nanjing Property Management Practitioner Certificate (南京市物業管理從業人員證) from the Nanjing Real Estate Education Training Centre (南京房地產教育培訓中心) in May 2018.

**胡春煌先生**，43歲，自2022年8月2日至2026年2月10日期間，任本集團首席財務官。胡先生於2019年4月加入本集團控股股東弘陽集團有限公司，先後擔任財務資金中心財務經營職能負責人、戰略經營中心財務經營管理總經理、商業集團財務管理部總經理。胡先生於2024年7月已獲委任為弘陽地產集團有限公司（一家於香港聯合交易所有限公司上市的公司，股份代號：01996）的首席財務官。在加入弘陽集團有限公司之前，胡先生先後在陽光城集團（一間於深圳證券交易所上市的公司，股份代號：000671）、萬達商業地產股份有限公司及景瑞控股有限公司（一間於香港聯合交易所有限公司上市的公司，股份代號：01862）任職及從事財務、資金管理工作。

胡先生為福州大學管理學學士，上海財經大學、上海國家會計學院會計專業碩士(MPAcc)，英國特許管理會計師公會會員(ACMA)、全球特許管理會計師(CGMA)、澳洲註冊會計師(CPA.AU)及澳洲會計師公會會員。

**劉克勝先生**，49歲，自2019年7月15日起一直擔任外拓業務事業部總經理。彼主要負責本集團的業務發展。彼於2019年1月至2019年7月擔任蘇南分公司的副總經理，並於2018年8月至2019年1月擔任常州分公司綜合管理處負責人，期間主要負責營運管理。於2015年5月至2018年8月，彼亦擔任江北分公司的項目負責人，期間負責管理旭日學府、悅峰時光里東區、悅峰時光里西區及時光里花園等多個項目。彼擁有多年的物業管理行業經驗。

劉克勝先生於2019年7月畢業於中國西南大學行政管理專業。彼亦於2018年5月自南京房地產教育培訓中心獲得南京市物業管理從業人員證。

## COMPANY SECRETARY

**Ms. CHAN Charmayne (陳焯嫻)** is a director of Acclime Corporate Services Limited. She has over 18 years of experience in company secretarial field. She had served in law firm and listed companies and had extensive experience in performing full range of company secretarial duties of listed companies (Main and GEM boards) and private companies of major jurisdictions. She is currently the company secretary of PuraPharm Corporation Limited (Stock Exchange stock code: 1498), Fineland Living Services Group Limited (Stock Exchange stock code: 9978), China MeiDong Auto Holdings Limited (Stock Exchange stock code: 1268), Ascentage Pharma Group International (Stock Exchange stock code: 6855) and Xinyuan Property Management Service (Cayman) Limited (Stock Exchange stock code: 1895) and the joint company secretary for each of Redsun Properties Group Limited (Stock Exchange stock code: 1996) and Wise Living Technology Co., Ltd (Stock Exchange stock code: 2481). She has been a Chartered Governance Professional awarded by The Chartered Governance Institute (the "CGI") and The Hong Kong Chartered Governance Institute (the "HKCGI") since March 2019 and an associate member of the HKCGI since January 2014 and an elected associate of the CGI since January 2014. She obtained a master's degree in corporate governance from the Hong Kong Polytechnic University in Hong Kong in October 2013 and a bachelor's degree in business administration and management from the University of Huddersfield in the United Kingdom through distance education in November 2007.

## 公司秘書

**陳焯嫻女士**為凱晉企業服務有限公司的董事。彼於公司秘書領域擁有逾18年的經驗。彼曾在律師事務所及上市公司任職，並在上市公司(主板及GEM)及主要司法管轄區的私人公司履行全面公司秘書職責方面擁有豐富的經驗。彼目前為培力農本方有限公司(聯交所股份代號：1498)、方圓生活服務集團有限公司(聯交所股份代號：9978)、中國美東汽車控股有限公司(聯交所股份代號：1268)、亞盛醫藥集團(聯交所股份代號：6855)及鑫苑物業服務集團有限公司(聯交所股份代號：1895)的公司秘書並且為弘陽地產集團有限公司(聯交所股份代號：1996)及慧居科技有限公司(聯交所股份代號：2481)各自之聯席公司秘書。彼自2019年3月起獲特許公司治理公會及香港公司治理公會認可為公司治理師，自2014年1月起為香港公司治理公會會員及自2014年1月起為特許公司治理公會獲選會士。彼於2013年10月在香港取得香港理工大學的企業管治碩士學位，並於2007年11月透過遠程教育取得英國哈德斯菲爾德大學的工商管理學士學位。

The Board presents the directors' report for the financial year ended 31 December 2025.

### CORPORATE INFORMATION

The Company was incorporated in the Cayman Islands under the Cayman Companies Law, as an exempted company with limited liability on 12 December 2019. The shares of the Company (the "Shares") were listed on the Stock Exchange on 7 July 2020 (the "Listing Date").

### PRINCIPAL OPERATIONS

The Group is a well-recognized comprehensive community service provider in Jiangsu province, China, with region-leading and balanced property management abilities in the management of residential and commercial properties. Through the Group's continued development over the years, it has established its regional leading position in the property management market of Jiangsu province and are well-recognized nationwide as it kept expanding its business in the rest of the country. The Group provides a wide range of property management services to property owners, residents and tenants. It also provides value-added services to non-property owners, primarily property developers and other property management companies and community value-added services to residential property owners and residents.

Details of the principal activities of the principal subsidiaries of the Group are set out in note 39 to the consolidated financial statements of the Group in this annual report. There were no significant changes in the nature of the Group's principal activities during the year ended 31 December 2025. As at the date of this annual report, the Board has no intention to significantly change the principal business of the Group.

### RESULTS

The results of the Group for the year ended 31 December 2025 are set out in the consolidated statement of comprehensive income of the Group in this annual report.

董事會提呈截至2025年12月31日止財政年度的董事會報告。

### 公司資料

本公司於2019年12月12日根據開曼群島公司法在開曼群島註冊成立為獲豁免有限公司。本公司股份(「股份」)於2020年7月7日(「上市日期」)在聯交所上市。

### 主要業務

本集團是中國江蘇省廣受認可的綜合社區服務供應商，在住宅及商業物業的管理方面擁有區域領先且均衡的物業管理能力。經過多年的不斷發展，本集團已在江蘇省物業管理市場建立區域領先地位，並在全國範圍內不斷拓展，已得到廣泛認可。本集團向業主、住戶及租戶提供廣泛的物業管理服務。其亦向非業主(主要為房地產開發商)及其他物業管理公司提供增值服務，並為住宅物業業主及住戶提供社區增值服務。

本集團主要附屬公司的主要業務詳情載於本年報內的本集團綜合財務報表附註39。截至2025年12月31日止年度，本集團的主要業務性質並無發生重大變動。於本年報日期，董事會不擬大幅變更本集團的主要業務。

### 業績

本集團截至2025年12月31日止年度的業績載於本年報內的本集團綜合全面收入表。

## BUSINESS REVIEW

A review of the business of the Group during the year and a discussion on the Group's future business development are set out in the section headed "Management Discussion and Analysis – Outlook". An analysis of the Group's performance during the year using financial key performance indicators is set out in the section headed "Management Discussion and Analysis". Save as disclosed in the subsection headed "4. Events after the Reporting Period" in the "Management Discussion and Analysis" in this annual report, the Group has no significant events after the end of the financial year ended 31 December 2025 and up to the date of this annual report.

## MATERIAL ACQUISITIONS AND DISPOSALS

Save as disclosed in the section headed "Management Discussion and Analysis – Material Acquisitions and Disposals" in this annual report, during the year ended 31 December 2025 and up to the date of this annual report, the Group did not have any material acquisition or disposal of subsidiaries and associated companies.

## PROPERTY, PLANT AND EQUIPMENT

Details of the movements in property, plant and equipment of the Group during the year ended 31 December 2025 are set out in note 14 to the consolidated financial statements of the Group in this annual report.

## RESERVES

Details of movements in the reserves of the Group during the year ended 31 December 2025 are set out in the consolidated statement of changes in equity in this annual report. As at 31 December 2025, the distributable reserve of the Company amounted to approximately RMB298.9 million.

## 業務回顧

對本集團年內的業務回顧及對本集團未來業務發展的討論載於「管理層討論與分析 – 未來展望」一節。使用主要財務業績指標對本集團年內的表現所作的分析載於「管理層討論與分析」一節。除本年報「管理層討論與分析」中「4. 本報告期後事項」分節所披露者外，本集團於截至2025年12月31日止財政年度完結至本年報日期為止並無重大事件發生。

## 重大收購及出售事項

除於本年報「管理層討論與分析 – 重大收購及出售事項」一節所披露者外，於截至2025年12月31日止年度至本年報日期，本集團並無任何有關附屬公司及聯營公司的重大收購或出售事項。

## 物業、廠房及設備

本集團截至2025年12月31日止年度的物業、廠房及設備變動詳情載於本年報內的本集團綜合財務報表附註14。

## 儲備

本集團截至2025年12月31日止年度的儲備變動詳情載於本年報內的綜合權益變動表。於2025年12月31日，本公司的可供分派儲備約為人民幣298.9百萬元。

## DIVIDEND

The Board does not recommend payment of a final dividend for the year ended 31 December 2025.

## MAJOR CUSTOMERS AND SUPPLIERS

### Major Customers

The table below sets forth the types of our major customers for each of our three business lines.

Business line	Major customers
Property management services	Property owners, residents and tenants, property owners' associations and property developers
Value-added services to non-property owners	Property developers and other property management companies
Community value-added services	Property owners and residents

For the year ended 31 December 2025, revenue derived from sales to our five largest customers accounted for approximately 6.8% of the total revenue of the Group and revenue derived from sales of the Group to the single largest customer accounted for approximately 2.6% of the total revenue of the Group during the same period.

Two of our five largest customers of the Group for the year ended 31 December 2025 were connected persons of the Group. Among others, Redsun Materials City Group is an associate of the Controlling Shareholders. Redsun Materials City is owned as to 99% by Mr. Zeng Huansha, a controlling shareholder. As of the Latest Practicable Date, unless otherwise disclosed in this annual report, none of our Directors, their close associates or any Shareholders which, to the knowledge of our Directors, owns more than 5% of the issued share capital of the Company, had any interest in any of the five largest customers of the Group for the year ended 31 December 2025.

## 股息

董事會不建議就截至2025年12月31日止年度派付末期股息。

## 主要客戶及供應商

### 主要客戶

下表載列我們三條業務線各自的主要客戶類型。

業務線	主要客戶
物業管理服務	業主、住戶及租戶、業主委員會及房地產開發商
非業主增值服務	房地產開發商及其他物業管理公司
社區增值服務	業主及住戶

截至2025年12月31日止年度，來自五大客戶的銷售收入佔本集團的總收入約6.8%，於同期，來自本集團單一最大客戶的銷售收入佔本集團的總收入約2.6%。

本集團截至2025年12月31日止年度的五大客戶中的兩個為本集團的關連人士。其中，紅太陽工業原料城集團為控股股東的聯繫人。紅太陽工業原料城由控股股東曾煥沙先生擁有99%。截至最後可行日期，除本年報另有披露者外，截至2025年12月31日止年度，概無任何董事、彼等的緊密聯繫人或就董事所知擁有本公司已發行股本5%以上的任何股東於本集團任何五大客戶中擁有任何權益。

### Major Suppliers

The table below sets forth the types of our major suppliers for each of our three business lines.

Business line	Major suppliers
Property management services	Sub-contractors providing security, cleaning, greening and gardening, and repair and maintenance services
Value-added services to non-property owners	Sub-contractors providing cleaning, greening and gardening, and repair and maintenance services
Community value-added services	Vendors providing resident services

For the year ended 31 December 2025, the five largest suppliers of the Group, which are all independent third parties, accounted for approximately 14.4% of the total purchases of the Group; and purchases from our single largest supplier accounted for approximately 3.5% of the total purchases of the Group during the same period.

As of the Latest Practicable Date, none of the Directors, their close associates or any Shareholders who, to the knowledge of the Directors, owned more than 5% of the issued share capital of the Company, had any interest in any of the five largest suppliers.

### 主要供應商

下表載列我們三條業務線各自的主要供應商類型。

業務線	主要供應商
物業管理服務	提供安保、清潔、綠化及園藝、以及維修及保養服務的分包商
非業主增值服務	提供清潔、綠化及園藝、以及維修及保養服務的分包商
社區增值服務	提供生活服務的商家

截至2025年12月31日止年度，本集團五大供應商(均為獨立第三方)佔本集團的總採購額約14.4%；而於同期，來自本集團單一最大供應商的採購額佔本集團的總採購額約3.5%。

截至最後可行日期，概無董事、其緊密聯繫人或就董事所知擁有本公司5%以上已發行股本的任何股東於任何五大供應商中擁有任何權益。

## RELATIONSHIP WITH STAKEHOLDERS

The Group recognises that the employees, customers and suppliers are keys to corporate sustainability and are keen on developing long-term relationships with stakeholders. The Company places significant emphasis on human capital and strives to foster an environment in which the employee can develop their full potential and to assist their personal and professional growth. The Company provides a fair and safe workplace, promoting diversity to its staff, providing competitive remuneration and benefits and career development opportunities based on their merits and performance. The Group also puts on-going efforts to provide adequate trainings and development resources to the employees so that they can keep abreast of the latest development of the market and the industry and, at the same time, improve their performance and self-fulfillment in their positions. The Company understands that it is important to maintain good relationship with customers. The Group has established procedures in place for handling customers' complaints and customer satisfaction surveys in order to ensure customers' complaints are dealt with in a prompt and timely manner. The Group is also dedicated to develop good relationship with suppliers as long-term business partners to ensure stable supplies of materials. The Group reinforces business partnerships with suppliers and contractors by recurring communication in proactive and effective manner so as to ensure quality and delivery.

## SHARE CAPITAL

As at the date of this annual report, the Company has 415,000,000 Shares in issue.

## 與持份者的關係

本集團認可僱員、客戶及供應商對本公司的持續發展至關重要並熱衷發展與持份者的長期關係。本公司非常注重人力資本並致力營建令僱員可全面開發其潛能並協助彼等實現個人及專業發展的環境。本公司提供公平安全的工作場所，提倡員工多元化發展，並根據其成績及表現提供具競爭力的薪酬及福利以及職業發展機會。本集團亦持續努力為僱員提供完備的培訓及發展資源，令彼等能夠緊跟市場及行業最新發展，同時改善其表現及其在職務上的自我實現。本公司明白保持與客戶的良好關係非常重要。本集團已制定程序處理客戶投訴及進行客戶滿意度調查，以確保客戶投訴得以快速及時處理。本集團亦致力於發展與供應商（為長期業務夥伴）的良好關係，以確保材料的穩定供應。本集團透過不斷與供應商及承包商進行積極有效的溝通加強與彼等的業務合作關係以確保質量及交付。

## 股本

於本年報日期，本公司已發行股份為415,000,000股。

## DIRECTORS AND DIRECTORS' SERVICE CONTRACTS

The Directors during the year ended 31 December 2025 and up to the date of this annual report are:

### Non-executive Director

Mr. Zeng Junkai (Chairman, resigned on 14 January 2026)

### Executive Directors

Mr. Jia Hongbo (Chairman, appointed on 14 January 2026)

Mr. Chen Yichun

### Independent Non-executive Directors

Ms. Wang Fen

Mr. Li Xiaohang

Mr. Zhao Xianbo

### Directors' Service Contracts

Each of Mr. Jia Hongbo and Mr. Chen Yichun, as executive Directors, has entered into a service contract with the Company for a term of three years and shall be subject retirement from office and re-election as and when required under the Articles of Association.

Each of Ms. Wang Fen, Mr. Li Xiaohang and Mr. Zhao Xianbo as the independent non-executive Directors, has entered into a letter of appointment with the Company for a term of three years, respectively, and shall be subject to retirement from office and re-election as and when required under the Articles of Association.

None of the Directors has entered into any service contract with the Company which is not determinable by the Company within one year without payment of compensation (other than statutory compensation).

## 董事及董事服務合約

於截至2025年12月31日止年度及直至本年報日期止之董事為：

### 非執行董事

曾俊凱先生(主席，於2026年1月14日辭任)

### 執行董事

賈洪波先生(主席，於2026年1月14日獲委任)

陳義純先生

### 獨立非執行董事

王奮女士

李曉航先生

趙現波先生

### 董事服務合約

執行董事賈洪波先生及陳義純先生已各自與本公司訂立為期三年的服務合約，惟須根據組織章程細則於必要時退任及膺選連任。

獨立非執行董事王奮女士、李曉航先生及趙現波先生已各自與本公司訂立為期三年的委任函，惟須根據組織章程細則於必要時退任及膺選連任。

概無董事與本公司訂立本公司於一年內倘不支付賠償(法定賠償除外)則不能終止的任何服務合約。

## CONFIRMATION OF INDEPENDENCE OF INDEPENDENT NON-EXECUTIVE DIRECTORS

The Company has received a confirmation of independence from each of the independent non-executive Directors pursuant to Rule 3.13 of the Listing Rules. The Board has assessed their independence and concluded that all the independent non-executive Directors are considered to be independent pursuant to the Listing Rules.

## DIRECTORS' INTERESTS IN COMPETING BUSINESS

As at 31 December 2025, none of the controlling shareholders of the Group or the Directors was engaged or had interest in any business, apart from the business of the Group, which competes or is likely to compete, directly or indirectly, with the Group's business, which would require disclosure under Rule 8.10 of the Listing Rules.

## COMPLIANCE WITH NON-COMPETITION UNDERTAKINGS

### Deed of Non-Competition

The Group's controlling shareholders, namely, Mr. Zeng Huansha, Hong Yang Group (Holdings), Hong Yang International Limited ("Hong Yang International"), Hong Yang Group Company Limited ("Hong Yang Group Company") and Redsun Services Group (Holdings) Limited ("Redsun Services Group (Holdings)") (together, the "Covenantors") entered into a deed of non-competition (the "Deed of Non-Competition") in favor of the Company for ourselves and as trustee for the benefit of each of our subsidiaries on 16 June 2020, pursuant to which each of the Covenantors has, among other things, irrevocably and unconditionally undertaken, jointly and severally, with the Company that, each of the Covenantors shall not, and shall procure that his/its close associates (other than members of our Group) will not, directly or indirectly, carry on, engage in, invest in, participate in, attempt to participate in, render any services to, provide any financial support to or otherwise be involved in or interested in, whether alone or jointly with another person and whether directly or indirectly or on behalf of or to assist or act in concert with any other person, any business or investment activities in the PRC and Hong Kong which are the same as, similar to or in competition with the business carried on or contemplated to be carried on by any member of the Group from time to time (the "Restricted Business").

## 獨立非執行董事的獨立性確認函

本公司已接獲各獨立非執行董事根據上市規則第3.13條就其獨立性而作出的確認函。董事會已根據上市規則評估全體獨立非執行董事的獨立性並確認彼等均被視為獨立人士。

## 董事於競爭性業務的權益

截至2025年12月31日，本集團控股股東或董事概無從事直接或間接與本集團業務構成或可能構成競爭的任何業務(本集團的業務除外)或於其中擁有須根據上市規則第8.10條作出披露的權益。

## 遵守不競爭承諾

### 不競爭契據

本集團控股股東(即曾煥沙先生、弘陽集團(控股)、弘陽國際有限公司(「弘陽國際」)、弘陽集團有限公司(「弘陽集團」)及弘陽服務集團(控股)有限公司(「弘陽服務集團(控股)」))，共同稱為「契諾人」已於2020年6月16日以本公司(為我們本身及作為我們各附屬公司利益的受託人)為受益人訂立不競爭契據(「不競爭契據」)，據此，各契諾人(其中包括)共同及個別不可撤回及無條件地向本公司承諾，各契諾人不得並須促使其緊密聯繫人(本集團成員公司除外)不得直接或間接在中國及香港進行、從事、投資、參與或試圖參與、提供任何服務、提供任何財務資助或以其他方式涉足與本集團任何成員公司不時進行或擬進行的業務相同、類似或存在競爭的任何業務或投資活動(不論單獨或聯同另一人士，亦不論直接或間接或代表或協助任何其他人士或與任何其他人士一致行動)(「受限制業務」)，亦不得於其中擁有權益。

The Deed of Non-Competition shall expire on the earlier of (i) the date when the Covenantors and, as the case may be, any of their close associates, cease to hold, or otherwise be interested in, beneficially in aggregate whether directly or indirectly, 30% or more (or such other percentage of shareholding as stipulated in the Listing Rules to constitute a controlling shareholder) of the issued share capital of the Company; or (ii) the date on which the Shares cease to be listed on the Stock Exchange (except for temporary suspension of the trading of the shares).

### Annual Review

The Covenantors have confirmed that they did not refer, or to procure the referral of, any investment or commercial opportunities relating to the Restricted Business to the Group during the year ended 31 December 2025.

The Company has received a written confirmation from each of the Covenantors in respect of the compliance by them and their close associates with the terms of the Deed of Non-Competition. The independent non-executive Directors have reviewed the Deed of Non-Competition and assessed whether the Covenantors and their close associates have complied with the terms of the Deed of Non-Competition, and were satisfied that each of the Covenantors has complied with its/his undertakings under the Deed of Non-Competition during the year ended 31 December 2025.

不競爭契據於以下較早日期屆滿：(i)契諾人及(視乎情況而定)其任何緊密聯繫人不再直接或間接合共實益持有本公司已發行股本30%或以上(或上市規則訂明構成控股股東的其他持股百分比)或以其他方式於其中擁有實益權益當日；或(ii)股份不再於聯交所上市(股份暫停買賣除外)當日。

### 年度審閱

契諾人已確認，截至2025年12月31日止年度，其並無向本集團轉介或促使向本集團轉介有關受限制業務的任何投資或商機。

本公司已接獲各契諾人就其及其緊密聯繫人遵守不競爭契據的條款而作出的書面確認函。獨立非執行董事已審閱不競爭契據，並評估契諾人及其緊密聯繫人是否遵守不競爭契據的條款，並信納各契諾人於截至2025年12月31日止年度已遵守其於不競爭契據下的承諾。

## CONTINUING CONNECTED TRANSACTIONS

Pursuant to Chapter 14A of the Listing Rules, details of the Company's continuing connected transactions for the year ended 31 December 2025 are as follows:

### 1. Provision of Parking Space Sales and Leasing Agency Services to Redsun Properties and its Associates

On 8 December 2022, Nanjing Hong Yang Property Management (together with its subsidiaries, the **"Nanjing Hong Yang Property Management Group"**), an indirect wholly-owned subsidiary of the Company, entered into a parking space sales and leasing agency services framework agreement with Redsun Properties Group Limited (**"Redsun Properties"**) and its subsidiaries (collectively, the **"Redsun Properties Group"**), pursuant to which we agreed to provide sales and leasing agency services to Redsun Properties and its associates in respect of the unsold parking spaces of Redsun Properties and its associates (the **"Parking Space Sales and Leasing Agency Services Framework Agreement"**). The Parking Space Sales and Leasing Agency Services Framework Agreement took effect on 1 January 2023 and would be valid until 31 December 2025, renewable by mutual agreement of the parties.

Subsequently, on 8 December 2025, the Company entered into a parking space sales and leasing agency services framework agreement with Redsun Properties on substantially the same terms and conditions as the existing Parking Space Sales and Leasing Agency Services Framework Agreement, pursuant to which we agreed to provide sales and leasing agency services to Redsun Properties and its associates in respect of the unsold parking spaces of Redsun Properties and its associates (the **"New Parking Space Sales and Leasing Agency Services Framework Agreement"**). The New Parking Space Sales and Leasing Agency Services Framework Agreement took effect on 1 January 2026 and will be valid until 31 December 2028, renewable by mutual agreement of the parties. For details, please refer to the announcement of the Company dated 8 December 2025 and the circular and the notice of the Company dated 20 March 2026 in relation to an extraordinary general meeting.

## 持續關連交易

根據上市規則第14A章，本公司截至2025年12月31日止年度的持續關連交易詳情如下：

### 1. 向弘陽地產及其聯繫人提供停車位銷售及租賃代理服務

於2022年12月8日，本公司間接全資附屬公司南京弘陽物業管理（連同其附屬公司，「南京弘陽物業管理集團」）與弘陽地產集團有限公司（「弘陽地產」）及其附屬公司（統稱「弘陽地產集團」）訂立停車位銷售及租賃代理服務框架協議，據此，我們同意就弘陽地產及其聯繫人尚未出售的停車位向弘陽地產及其聯繫人提供銷售及租賃代理服務（「停車位銷售及租賃代理服務框架協議」）。車位銷售及租賃代理服務框架協議於2023年1月1日生效，有效期至2025年12月31日，可由雙方相互協商重續。

隨後，於2025年12月8日，本公司與弘陽地產訂立停車位銷售及租賃代理服務框架協議，其條款及條件與現有停車位銷售及租賃代理服務框架協議大致相同，據此，我們同意就弘陽地產及其聯繫人尚未出售的停車位向弘陽地產及其聯繫人提供銷售及租賃代理服務（「新停車位銷售及租賃代理服務框架協議」）。新停車位銷售及租賃代理服務框架協議於2026年1月1日生效，有效期至2028年12月31日，可由雙方相互協商重續。詳情請參考本公司日期為2025年12月8日之公告以及本公司日期均為2026年3月20日之股東特別大會通函及通告。

On 4 February 2026, the Company and Redsun Properties mutually agreed and entered into a termination agreement (the "**Termination Agreement**"), pursuant to which the New Parking Space Sales and Leasing Agency Services Framework Agreement shall terminate (the "**Termination**"), with effect from 4 February 2026. Following the Termination, the Company shall cease to act as an agent for the sale of the parking spaces of Redsun Properties.

On 7 June 2023, the Company and Redsun Properties entered into two supplemental parking space sales and leasing agency services framework agreements (collectively, the "**Supplemental Parking Space Sales and Leasing Agency Services Framework Agreements**"), pursuant to which members of the Group shall pay to members of Redsun Properties Group the refundable deposits in connection with the sales agency services contemplated under the Parking Space Sales and Leasing Agency Services Framework Agreement and the New Parking Space Sales and Leasing Agency Services Framework Agreement, respectively. The term of the Supplemental Parking Space Sales and Leasing Agency Services Framework Agreement 1 was from 20 March 2020 to 31 December 2022 with retrospective effect. The term of the Supplemental Parking Space Sales and Leasing Agency Services Framework Agreement 2 would be from 1 January 2023 to 31 December 2025 with retrospective effect, renewable by mutual agreement of the parties.

On 16 August 2023, the Company and Redsun Properties entered into the supplemental agreement to the Supplemental Parking Space Sales and Leasing Agency Services Framework Agreement 2 (the "**Second Supplemental Parking Space Sales and Leasing Agency Services Framework Agreement 2**") to amend and modify certain terms of the Supplemental Parking Space Sales and Leasing Agency Services Framework Agreement 2. Pursuant to the Second Supplemental Parking Space Sales and Leasing Agency Services Framework Agreement 2, for the parking spaces failed to be sold by the Group, the refundable deposits shall be refunded in full within 30 working days after the expiration of (i) the Supplemental Parking Space Sales and Leasing Agency Services Framework Agreement 1 on 31 December 2022; and (ii) the Supplemental Parking Space Sales and Leasing Agency Services Framework Agreement 2 on 31 December 2025, respectively, or on the date(s) as agreed by parties under the relevant definitive sales agency services agreement(s) (whichever is earlier).

於2026年2月4日，本公司與弘陽地產經雙方同意訂立終止協議（「終止協議」），據此，新停車位銷售及租賃代理服務框架協議應予終止（「終止」），自2026年2月4日起生效。於終止後，本公司不再代理銷售弘陽地產的車位。

於2023年6月7日，本公司與弘陽地產簽訂了兩份補充停車位銷售及租賃代理服務框架協議（統稱「補充停車位銷售及租賃代理服務框架協議」），根據該等協議，本集團成員公司應分別向弘陽地產集團成員公司支付停車位銷售及租賃代理服務框架協議及新停車位銷售及租賃代理服務框架協議下的銷售代理服務可退還保證金。補充停車位銷售及租賃代理服務框架協議1的期限為自2020年3月20日至2022年12月31日並具追溯效力。補充停車位銷售及租賃代理服務框架協議2的期限為自2023年1月1日至2025年12月31日並具追溯效力，倘雙方同意可續簽。

於2023年8月16日，本公司與弘陽地產簽訂了補充停車位銷售及租賃代理服務框架協議2的補充協議（「第二份補充停車位銷售及租賃代理服務框架協議2」），以修訂及修改補充停車位銷售及租賃代理服務框架協議2的若干條款。根據第二份補充停車位銷售及租賃代理服務框架協議2，對於本集團未售出的停車位，可退還保證金將分別在(i)補充停車位銷售及租賃代理服務框架協議1於2022年12月31日期滿；及(ii)補充停車位銷售及租賃代理服務框架協議2於2025年12月31日期滿後30個工作日內或各具體銷售代理服務協議訂約方協定的其他日期（以較早者為準）全額退還。

As one or more of the applicable percentage ratios of the proposed annual caps in respect of the refundable deposits contemplated under the Supplemental Parking Space Sales and Leasing Agency Services Framework Agreement 1 exceed 5% but are less than 25%, such payment of the refundable deposits constitutes a discloseable transaction and continuing connected transactions of the Company and is subject to the reporting, annual review, announcement, circular and Independent Shareholders' approval requirements under Chapter 14 and Chapter 14A of the Listing Rules. Meanwhile, as one or more of the applicable percentage ratios of the proposed annual caps in respect of the refundable deposits contemplated under the Supplemental Parking Space Sales and Leasing Agency Services Framework Agreement 2 exceed 25% but are less than 100%, such payment of the refundable deposits constitutes a major transaction and continuing connected transactions of the Company and is subject to the reporting, annual review, announcement, circular and Independent Shareholders' approval requirements under Chapter 14 and Chapter 14A of the Listing Rules.

由於補充停車位銷售及租賃代理服務框架協議1規定的可退還保證金的建議年度上限的一個或多個適用百分比率超過5%但低於25%，故支付可退還保證金構成本公司的須予披露交易及持續關連交易並須遵守上市規則第14章及第14A章項下的申報、年度審閱、公告、通函及獨立股東批准規定。同時，由於補充停車位銷售及租賃代理服務框架協議2規定的可退還保證金的建議年度上限的一個或多個適用百分比率超過25%但低於100%，故支付可退還保證金構成本公司的主要交易及持續關連交易並須遵守上市規則第14章及第14A章項下的申報、年度審閱、公告、通函及獨立股東批准規定。

### Pricing policy

The agency fees for the provision of Parking Space Sales and Leasing Agency Services in respect of unsold parking spaces shall be calculated based on the following:

Sales/leasing agency fee = contract prices of the sales/leasing of the subject parking spaces x agreed rate of agency fee

The contract prices of the sales/leasing of the subject parking spaces shall be determined with reference to the prevailing market price charged by other independent third party services providers to Redsun Properties and its associates in respect of comparable locations. The rate of the sales/leasing agency fee in respect of the parking spaces of each specific project is subject to the relevant definitive agreements to be entered into between the relevant members of the Group and Redsun Properties and its associates, and shall be determined after arm's length negotiations between the relevant parties with reference to prevailing market price taking into account of prices charged by independent third parties services providers in respect of comparable services and locations.

With respect to the unsold parking spaces, the amount of the refundable deposits shall be equal to total sales reserve price of such unsold parking spaces, which is a unified standard of Redsun Properties applicable to the refundable deposits payable by an independent third party to them in respect of the same services and is in line with the industry practices. The total sales reserve price is calculated according to the formula below:

Total selling/sales reserve price = sales reserve price of each unsold parking space \* number of unsold parking spaces under the relevant definitive sales agency services agreement(s)

The sales reserve price for the unsold parking spaces is determined with reference to (i) the popularity of the unsold parking spaces; (ii) the real estate market condition and the scope of services provided; and (iii) the location of the unsold parking spaces.

### 定價政策

就尚未出售的車位提供銷售及租賃代理服務的代理費應計算如下：

銷售／租賃代理費=銷售／租賃標的停車位的合同價x協定代理費率

銷售／租賃標的停車位的合同價應參考其他獨立第三方服務供應商就相若區域向弘陽地產及其聯繫人收取的現行市價釐定。有關各具體項目停車位的銷售／租賃代理費率須視乎將由本集團有關成員公司與弘陽地產及其聯繫人訂立的有關最終協議而定，並將由有關訂約方經參考現行市價公平磋商後釐定，當中經考慮獨立第三方服務供應商就相若服務及區域收取的價格。

就未售出停車位而言，可退還保證金等於未售出停車位銷售底價總價，為弘陽地產的統一標準，適用於獨立第三方就同一服務向彼等支付的可退還保證金，且符合行業慣例。銷售底價總價按以下公式計算：

銷售／底價總價=各未售出停車位銷售底價\*相關最終銷售代理服務協議項下未售出停車位數目

未售出停車位銷售底價具體參照(i)未售出停車位的受歡迎程度；(ii)房地產市場狀況和提供的服務範圍；及(iii)未售出停車位的位置釐定。

The table below sets forth the annual caps for (i) the expected maximum aggregate agency fees to be charged by the Group to Redsun Properties and its associates; and (ii) the refundable deposits to be paid by the Group to the Redsun Properties Group for the three years ended 31 December 2025 pursuant to the Parking Space Sales and Leasing Agency Services Framework Agreement (as supplemented by the Supplemental Parking Space Sales and Leasing Agency Services Framework Agreement 2):

下表列出了根據停車位銷售及租賃代理服務框架協議(由補充停車位銷售及租賃代理服務框架協議2進行補充)，截至2025年12月31日止三個年度，(i)本集團向弘陽地產及其聯繫人收取的預期最高代理費總額；及(ii)本集團向弘陽地產集團支付的可退還保證金的年度上限：

	For the year ended 31 December 2023 截至2023年 12月31日止年度 RMB'000 (人民幣千元)	For the year ended 31 December 2024 截至2024年 12月31日止年度 RMB'000 (人民幣千元)	For the year ended 31 December 2025 截至2025年 12月31日止年度 RMB'000 (人民幣千元)
Expected maximum aggregate agency fees to be charged by the Group to Redsun Properties and its associates	36,007	36,007	36,007
Maximum daily balance of the refundable deposits	305,949	307,919	307,309

Redsun Properties is owned as to 71.88% by Mr. Zeng Huansha, a controlling shareholder of the Company. Thus, Redsun Properties is an associate of Mr. Zeng Huansha and therefore a connected person of the Company.

弘陽地產由本公司控股股東曾煥沙先生擁有71.88%。因此，弘陽地產為曾煥沙先生的聯繫人，因而為本公司的關連人士。

## 2. Provision of management services by the Group

### (i) Provision of Property Management Services to Redsun Properties and its Associates

The Group has entered into the existing property management services master framework agreement with Redsun Properties on 8 December 2022 with an effective period from 1 January 2023 to 31 December 2025, renewable by mutual agreement of the parties and has subsequently entered into following framework agreement on substantially the same terms and conditions as the Existing Property Management Services Master Framework Agreement to regulate the transactions between the Group and Redsun Properties and its Associates in relation to the provision of a variety of property management services (the "**Property Management Services Master Framework Agreement**"):

Date of agreement:	8 December 2022
Effective period:	From 1 January 2023 to 31 December 2025, renewable by mutual agreement of the parties
Parties:	The Company (as service provider); and Redsun Properties (as service recipient)

## 2. 本集團提供管理服務

### (i) 向弘陽地產及其聯繫人提供物業管理服務

本集團已於2022年12月8日與弘陽地產訂立現有物業管理服務總框架協議，有效期由2023年1月1日至2025年12月31日及可由雙方相互協商重續，並於其後訂立以下框架協議，其條款及條件與現有物業管理服務總框架協議大致相同，以規管本集團與弘陽地產及其聯繫人之間就提供多項物業管理服務而進行的交易（「物業管理服務總框架協議」）：

協議日期：	2022年12月8日
有效期：	2023年1月1日至2025年12月31日，可由雙方相互協商重續
訂約方：	本公司(作為服務供應商)；及 弘陽地產(作為服務接受方)

Scope of services:

**(a) Pre-delivery property management and related services**

Members of the Group shall provide pre-delivery property management and related services to Redsun Properties and its associates, including but not limited to planning and design, equipment selection, inspection for each unit, cleaning, gardening, maintenance of public order and security in the phases of property preparation, general layout as well as construction drawings, execution, completion and delivery period in respect of the property projects of Redsun Properties and its associates.

**(b) Display units and property sales venues management services**

Members of the Group shall provide management and related services to the display units and property sales venues of the property projects during the sales period of the property projects of Redsun Properties and its associates, including but not limited to cleaning, gardening, maintenance of public order and security services to the aforesaid venue.

**(c) Pre-delivery property management services for unsold properties**

Members of the Group shall provide pre-delivery property management services to Redsun Properties and its associates for unsold properties (including car parking spaces), including but not limited to security, cleaning, gardening, repair and maintenance.

服務範圍：

**(a) 交付前物業管理及相關服務**

本集團成員公司應就弘陽地產及其聯繫人的物業項目於物業準備階段、整體佈局階段、施工圖設計階段、施工建設階段、竣工階段及交付期間向弘陽地產及其聯繫人提供交付前物業管理及相關服務，包括但不限於規劃設計、設備選型、一戶一驗、清潔、園藝、公共秩序維護及安保等服務。

**(b) 展廳及物業銷售處管理服務**

本集團成員公司應於弘陽地產及其聯繫人的物業項目銷售期內，向物業項目的展廳及物業銷售處提供管理及相關服務，包括但不限於為上述場所提供清潔、園藝、公共秩序維護及安保服務。

**(c) 就尚未出售物業的交付前物業管理服務**

本集團成員公司應就尚未出售的物業(包括停車位)向弘陽地產及其聯繫人提供交付前物業管理服務，包括但不限於安保、清潔、園藝、維修及保養服務。

**(d) Commercial properties management services**

Members of the Group shall provide management and related services to the commercial properties including office areas, hotels and shopping malls owned or operated by Redsun Properties and its associates and relevant common areas, including but not limited to cleaning, gardening, maintenance of public order and security services to the aforesaid venues.

**(e) Housing repair management services**

Members of the Group shall provide routine maintenance and repair management services to the Properties under warranty sold by Redsun Properties and its associates, including but not limited to housing safety management, housing repair plan management, housing repair quality management, housing repair budget management, housing repair tender management, housing repair cost management, housing repair factor management, housing repair construction management and housing repair construction supervision services.

**(d) 商業物業管理服務**

本集團成員公司應就弘陽地產及其聯繫人自有或運營的辦公區、酒店及購物商場等商業物業以及有關公共區域提供管理及相關服務，包括但不限於為上述場所提供清潔、園藝、公共秩序維護及安保服務。

**(e) 房屋維修管理服務**

本集團成員公司應就弘陽地產及其聯繫人所開發的物業進行質保期內的日常維護、修繕管理服務，包括但不限於房屋安全管理、房屋維修計劃管理、房屋維修質量管理、房屋維修工程預算管理、房屋維修工程招標投標管理、房屋維修成本管理、房屋維修要素管理、房屋維修施工項目管理與房屋維修施工監理服務。

Definitive service agreements will be entered into between the relevant members of the Group and Redsun Properties and its associates for the provision of the property management services. Each definitive agreement will set out the relevant services to be provided by the relevant members of the Group to Redsun Properties and its associates and the service fees. The definitive service agreements may only contain provisions which are in all material respects consistent with the binding principles, guidelines, terms and conditions set out in the Property Management Services Master Framework Agreement.

本集團有關成員公司將與弘陽地產及其聯繫人就提供物業管理服務訂立最終服務協議。各份最終協議將載列本集團有關成員公司將向弘陽地產及其聯繫人提供的有關服務及服務費。最終服務協議或僅載有在所有重大方面與物業管理服務總框架協議所載具有約束力的原則、指引、條款及條件一致的條文。

Pricing policy:

The relevant members of the Group shall, where they are selected following the relevant tender processes and other quotation procedures for selection of services providers, provide management and related services to Redsun Properties and its associates according to the tender and quotation documents and definitive management services agreements to be entered into between relevant members of the Group and Redsun Properties and its associates from time to time.

定價政策：

本集團有關成員公司倘在進行有關招標及其他報價程序等服務供應商甄選程序後獲選，則應根據標書及報價文件及將由本集團有關成員公司與弘陽地產及其聯繫人不時訂立的最終管理服務協議向弘陽地產及其聯繫人提供管理及相關服務。

The management fees payable by Redsun Properties and its associates shall be determined based on arm's length negotiation between Redsun Properties and its associates and members of the Group, with reference to a wide range of factors including but not limited to (i) nature, age, infrastructure features, geographical location and neighborhood profile of the relevant properties; (ii) prevailing market price charged by other independent third party services providers to Redsun Properties and its associates in respect of comparable services; and (iii) any applicable rates recommended by the relevant government authorities.

The transactions contemplated under the Property Management Services Master Framework Agreement shall be on normal commercial terms, on terms no more favorable than those offered to independent third party services providers in respect of comparable services and on terms that are fair and reasonable and in the interests of our Company and our Shareholders as a whole.

The annual caps for the annual service fees paid by Redsun Properties and its associates to the Group in relation to the property management services pursuant to Property Management Services Master Framework Agreement for the three years ended 31 December 2025 is RMB232,919,000, RMB214,734,000 and RMB183,323,000, respectively.

Redsun Properties is owned as to 71.88% by Mr. Zeng Huansha, a controlling shareholder of the Company. Thus, Redsun Properties is an associate of Mr. Zeng Huansha and therefore a connected person of the Company.

弘陽地產及其聯繫人應付管理費將由弘陽地產及其聯繫人與本集團成員公司經公平磋商釐定，當中經參考各項不同因素，包括但不限於(i)相關物業的性質、樓齡、基礎設施狀況、地理位置和鄰里情況；(ii)其他獨立第三方服務供應商就相若服務向弘陽地產及其聯繫人收取的現行市價；及(iii)相關政府部門設定的任何適用指導價。

物業管理服務總框架協議項下擬進行交易應基於一般商業條款，且條款不得優於向獨立第三方服務供應商就相若服務提供者，須屬公平合理，並符合本公司及股東整體利益。

截至2025年12月31日止三個年度，弘陽地產及其聯繫人根據物業管理服務總框架協議就物業管理服務向本集團支付的年度服務費的年度上限分別為人民幣232,919,000元、人民幣214,734,000元及人民幣183,323,000元。

弘陽地產由本公司控股股東曾煥沙先生擁有71.88%。因此，弘陽地產為曾煥沙先生的聯繫人，因而為本公司的關連人士。

(ii) *Provision of management services to the Redsun Materials City Group*

The Company (as service provider) entered into a framework management services agreement with Jiangsu Redsun Industrial Raw Materials City Co., Ltd. (“**Redsun Materials City**”) (as service recipient) (the “**Existing Redsun Materials City Management Services Agreement**”) on 16 June 2020, pursuant to which the Company agreed to provide Redsun Materials City and its subsidiaries (the “**Redsun Materials City Group**”) with management and related services to its specialized home furnishing and construction materials centers and shopping malls, including but not limited to cleaning, gardening, maintenance of public order and security services to the aforesaid venues and has been effective upon the Listing will be valid until 31 December 2022 and the term may be renewed as the parties may mutually agree in accordance with the Listing Rules. Subsequently, the Company entered into a new framework management services agreement with Redsun Materials City (the “**New Redsun Materials City Management Services Agreement**”) on substantially the same terms and conditions as the Existing Redsun Materials City Management Services Agreement. The New Redsun Materials City Management Services Agreement took effect on 1 January 2023 and will be valid until 31 December 2025 and the term may be renewed as the parties may mutually agree, subject to compliance with the requirements under Chapter 14A of the Listing Rules and all other applicable laws and regulations.

(ii) *向紅太陽工業原料城集團提供管理服務*

於2020年6月16日，本公司(作為服務供應商)與江蘇紅太陽工業原料城有限公司(「紅太陽工業原料城」)(作為服務接受方)訂立管理服務框架協議(「現有紅太陽工業原料城管理服務協議」)，據此，本公司同意向紅太陽工業原料城及其附屬公司(「紅太陽工業原料城集團」)的專業家居裝飾及建築材料中心以及購物商場提供管理及相關服務，包括但不限於為上述場所提供清潔、園藝、公共秩序維護及安保服務。該協議已自上市後生效，有效期至2022年12月31日，可由雙方根據上市規則共同協商予以續期。隨後，本公司與紅太陽工業原料城訂立新管理服務框架協議(「新紅太陽工業原料城管理服務協議」)，其條款及條件與現有紅太陽工業原料城管理服務協議大致相同。新紅太陽工業原料城管理服務協議已於2023年1月1日生效，有效期至2025年12月31日，可由雙方共同協商予以續期，惟須遵守上市規則第14A章及所有其他適用法律及法規的規定。

Definitive service agreements will be entered into between the relevant members of the Group and the relevant members of the Redsun Materials City Group for the provision of services under the New Redsun Materials City Management Services Agreement. Each definitive agreement will set out the relevant services to be provided by the relevant members of the Group to the relevant members of the Redsun Materials City Group and the service fees. The definitive service agreements may only contain provisions which are in all material respects consistent with the binding principles, guidelines, terms and conditions set out in the New Redsun Materials City Management Services Agreement.

The service fees to be charged under the New Redsun Materials City Management Services Agreement shall be determined after arm's length negotiations with reference to (i) the anticipated operational costs (including labor costs); and (ii) the prevailing market price for similar services taking into account the size and location of the commercial properties to be managed by our Group, and shall be no more favorable than those offered to independent third parties.

The annual caps for the amounts of service fees payable to us by the Redsun Materials City Group in relation to its commercial properties pursuant to the New Redsun Materials City Management Services Agreement for each of the three years ending 31 December 2025 is RMB53,548,000, RMB56,188,000 and RMB57,783,000, respectively.

Redsun Material City Group is owned as to 99% by Mr. Zeng Huansha, a controlling shareholder of the Company. Thus, Redsun Material City Group is an associate of Mr. Zeng Huansha and therefore a connected person of the Company.

本集團有關成員公司將與紅太陽工業原料城集團有關成員公司就新紅太陽工業原料城管理服務協議提供服務訂立最終服務協議。各份最終協議將載列本集團有關成員公司向紅太陽工業原料城集團有關成員公司提供的有關服務及服務費。最終服務協議或僅載有在所有重大方面與新紅太陽工業原料城管理服務協議所載具有約束力的原則、指引、條款及條件一致的條文。

根據新紅太陽工業原料城管理服務協議將收取的服務費應經公平磋商釐定，並參考(i)預計運營成本(包括勞工成本)；及(ii)類似服務的現行市價，經計及本集團將予管理的商業物業的規模及位置，且不得優於向獨立第三方提供者。

截至2025年12月31日止三個年度各年，紅太陽工業原料城集團就其商業物業而根據新紅太陽工業原料城管理服務協議應付我們的服務費金額的年度上限分別為人民幣53,548,000元、人民幣56,188,000元及人民幣57,783,000元。

紅太陽工業原料城集團由本公司控股股東曾煥沙先生擁有99%。因此，紅太陽工業原料城集團為曾煥沙先生的聯繫人，因而為本公司的關連人士。

(iii) *Provision of management services to Jiangsu Hong Yang Commercial*

The Company (as service provider) entered into a management services agreement with Jiangsu Hong Yang Commercial (Group) Co., Ltd. (“**Jiangsu Hong Yang Commercial**”) (as service recipient) (the “**New Jiangsu Hong Yang Commercial Management Services Agreement**”) on 8 December 2022, pursuant to which we agreed to provide management and related services to the specialized home furnishing and construction materials centers and shopping malls of Jiangsu Hong Yang Commercial and its subsidiaries (“**Jiangsu Hong Yang Commercial Group**”), including but not limited to cleaning, gardening, maintenance of public order and security services to the aforesaid venue. The New Jiangsu Hong Yang Commercial Management Services Agreement took effect on 1 January 2023 and will be valid until 31 December 2025, and the term may be renewed as the parties may mutually agree, subject to compliance with the requirements under Chapter 14A of the Listing Rules and all other applicable laws and regulations.

Definitive service agreements will be entered into between the relevant members of the Group and the relevant members of the Jiangsu Hong Yang Commercial Group for the provision of services under the New Jiangsu Hong Yang Commercial Management Services Agreement. Each definitive agreement will set out the relevant services to be provided by the relevant members of the Group to the relevant members of the Jiangsu Hong Yang Commercial Group and the service fees. The definitive service agreements may only contain provisions which are in all material respects consistent with the binding principles, guidelines, terms and conditions set out in the New Jiangsu Hong Yang Commercial Management Services Agreement.

(iii) *向江蘇弘陽商業提供管理服務*

於2022年12月8日，本公司(作為服務供應商)與江蘇弘陽商業(集團)有限公司(「**江蘇弘陽商業**」)(作為服務接受方)訂立管理服務協議(「**新江蘇弘陽商業管理服務協議**」)，據此，我們同意向江蘇弘陽商業及其附屬公司(「**江蘇弘陽商業集團**」)的專業家居裝飾及建築材料中心以及購物商場提供管理及相關服務，包括但不限於為上述場所提供清潔、園藝、公共秩序維護和安保服務。新江蘇弘陽商業管理服務協議於2023年1月1日生效，有效期至2025年12月31日，可由雙方共同協商予以續期，惟須遵守上市規則第14A章及所有其他適用法律及法規的規定。

本集團有關成員公司將與江蘇弘陽商業集團有關成員公司就新江蘇弘陽商業管理服務協議提供服務訂立最終服務協議。各份最終協議將載列本集團有關成員公司將向江蘇弘陽商業集團有關成員公司提供的有關服務及服務費。最終服務協議或僅載有在所有重大方面與新江蘇弘陽商業管理服務協議所載具有約束力的原則、指引、條款及條件一致的條文。

The service fees to be charged under the New Jiangsu Hong Yang Commercial Management Services Agreement shall be determined after arm's length negotiations with reference to (i) the anticipated operational costs (including labor costs); and (ii) the prevailing market price for similar services taking into account the size and location of the commercial properties to be managed by the Group, and shall be no more favorable than those offered to independent third parties.

The annual caps for the amounts of service fees payable to us by Jiangsu Hong Yang Commercial Group pursuant to the New Jiangsu Hong Yang Commercial Management Services Agreement for each of the three years ending 31 December 2025 is RMB29,478,000, RMB30,515,000 and RMB31,474,000, respectively.

Jiangsu Hong Yang Commercial is indirectly wholly-owned as to 100% by Mr. Zeng Huansha. Thus, Jiangsu Hong Yang Commercial is an associate of Mr. Zeng Huansha and therefore a connected person of the Company.

*(iv) Provision of management services to Shanghai Hong Yang Business*

The Company (as service provider) entered into a management services agreement with Shanghai Hongyanghui Business Management Co., Ltd. ("**Shanghai Hong Yang Business**") (as service recipient) (the "**New Shanghai Hong Yang Business Management Services Agreement**") on 8 December 2022, pursuant to which we agreed to provide management and related services to the specialized home furnishing and construction materials centers and shopping malls of Shanghai Hong Yang Business and its subsidiaries ("**Shanghai Hong Yang Business Group**"), including but not limited to cleaning, gardening, maintenance of public order and security services to the aforesaid venue. The New Shanghai Hong Yang Business Management Services Agreement took effect on 1 January 2023 and will be valid until 31 December 2025, and the term may be renewed as the parties may mutually agree, subject to compliance with the requirements under Chapter 14A of the Listing Rules and all other applicable laws and regulations.

根據新江蘇弘陽商業管理服務協議將收取的服務費應經公平磋商釐定，並參考(i) 預計運營成本(包括勞工成本)；及(ii)類似服務的現行市價，經計及本集團將予管理的商業物業的規模及位置，且不得優於向獨立第三方提供者。

截至2025年12月31日止三個年度各年，江蘇弘陽商業集團根據新江蘇弘陽商業管理服務協議應付予我們的服務費金額的年度上限分別為人民幣29,478,000元、人民幣30,515,000元及人民幣31,474,000元。

江蘇弘陽商業由曾煥沙先生間接全資持有100%權益，因此江蘇弘陽商業為曾煥沙先生的聯繫人，因而為本公司的關連人士。

*(iv) 向上海弘陽匯商業提供管理服務*

於2022年12月8日，本公司(作為服務供應商)與上海弘陽匯商業管理有限公司(「上海弘陽匯商業」)(作為服務接受方)訂立管理服務協議(「新上海弘陽匯商業管理服務協議」)，據此，我們同意向上海弘陽匯商業及其附屬公司(「上海弘陽匯商業集團」)的專業家居裝飾及建築材料中心以及購物商場提供管理及相關服務，包括但不限於為上述場所提供清潔、園藝、公共秩序維護和安保服務。新上海弘陽匯商業管理服務協議於2023年1月1日生效，有效期至2025年12月31日，可由雙方共同協商予以續期，惟須遵守上市規則第14A章及所有其他適用法律及法規的規定。

Definitive service agreements will be entered into between the relevant members of the Group and the relevant members of the Shanghai Hong Yang Business Group for the provision of services under the New Shanghai Hong Yang Business Management Services Agreement. Each definitive agreement will set out the relevant services to be provided by the relevant members of the Group to the relevant members of the Shanghai Hong Yang Business Group and the service fees. The definitive service agreements may only contain provisions which are in all material respects consistent with the binding principles, guidelines, terms and conditions set out in the New Shanghai Hong Yang Business Management Services Agreement.

The service fees to be charged under the New Shanghai Hong Yang Business Management Services Agreement shall be determined after arm's length negotiations with reference to (i) the anticipated operational costs (including labor costs); and (ii) the prevailing market price for similar services taking into account the size and location of the commercial properties to be managed by the Group, and shall be no more favorable than those offered to independent third parties.

The annual caps for the amounts of service fees payable to us by Shanghai Hong Yang Business Group pursuant to the New Shanghai Hong Yang Business Management Services Agreement for each of the three years ending 31 December 2025 is RMB18,436,000, RMB19,249,000 and RMB19,932,000, respectively.

Shanghai Hong Yang Business is indirectly wholly-owned as to 100% by Mr. Zeng Huansha. Thus, Shanghai Hong Yang Business is an associate of Mr. Zeng Huansha and therefore a connected person of the Company.

#### Confirmation from the independent non-executive Directors

The independent non-executive Directors have reviewed the continuing connected transactions mentioned above and confirmed that the transactions have been entered into in the ordinary and usual course of the business of the Group, on normal commercial terms or better, and in accordance with the relevant agreements governing them on terms that are fair and reasonable and in the interests of the shareholders as a whole.

本集團有關成員公司將與上海弘陽匯商業集團有關成員公司就新上海弘陽匯商業管理服務協議提供服務訂立最終服務協議。各份最終協議將載列本集團有關成員公司將向上海弘陽匯商業集團有關成員公司提供的有關服務及服務費。最終服務協議或僅載有在所有重大方面與新上海弘陽匯商業管理服務協議所載具有約束力的原則、指引、條款及條件一致的條文。

根據新上海弘陽匯商業管理服務協議將收取的服務費應經公平磋商釐定，並參考(i)預計運營成本(包括勞工成本)；及(ii)類似服務的現行市價，經計及本集團將予管理的商業物業的規模及位置，且不得優於向獨立第三方提供者。

截至2025年12月31日止三個年度各年，上海弘陽匯商業集團根據新上海弘陽匯商業管理服務協議應付予我們的服務費金額的年度上限分別為人民幣18,436,000元、人民幣19,249,000元及人民幣19,932,000元。

上海弘陽匯商業由曾煥沙先生間接全資持有100%權益，因此上海弘陽匯商業為曾煥沙先生的聯繫人，因而為本公司的關連人士。

#### 獨立非執行董事確認

獨立非執行董事已審閱上述持續關連交易，並確認該等交易乃於本集團一般日常業務中，按一般或更佳商業條款並根據規管該等交易之有關協議進行，且條款均屬公平合理，符合股東整體利益。

### Confirmation from the auditor

The Company's auditor has been engaged to report on the continuing connected transactions in accordance with Hong Kong Standard on Assurance Engagements 3000 (Revised) "Assurance Engagements Other than Audits or Reviews of Historical Financial Information" and with reference to Practice Note 740 (Revised) "Auditor's Letter on Continuing Connected Transactions under the Hong Kong Listing Rules" issued by the Hong Kong Institute of Certified Public Accountants. The Board of Directors has received an unqualified letter from the auditor of the Company in accordance with Rule 14A.56 of the Listing Rules, stating that the auditor has not noticed that any of the above continuing connected transactions:

- (a) have not been approved by the Company's board of directors;
- (b) were not, in all material respects, in accordance with the pricing policies of the Group for transactions involving the provision of goods or services by the Group;
- (c) were not entered into, in all material respects, in accordance with the relevant agreements governing such transactions; and
- (d) have exceeded the annual cap as set by the Company.

### Related party transactions

A summary of the related party transactions entered into by the Group during the year ended 31 December 2025 is contained in note 33 to the consolidated financial statements of the Group in this annual report.

Save as disclosed in item (a) and (c) of note 33 ("**Note 33**") headed "Related Party Transactions" to the consolidated financial statements contained in the Annual Report, none of the related party transactions as disclosed under Note 33, constitute connected transaction or continuing connected transaction that is subject to, among other things, reporting, announcement, annual review and/or independent shareholders' approval requirements under Chapter 14A of the Listing Rules. The Company has complied with the disclosure requirements for connected transactions or continuing connected transactions in accordance with Chapter 14A of the Listing Rules during the year under review.

### 核數師確認

本公司已委聘核數師，根據香港會計師公會頒佈之香港保證委聘準則第3000號(經修訂)「歷史財務資料之審核或審閱以外的保證委聘」，並參考應用指引第740號(經修訂)「根據香港上市規則就持續關連交易發出核數師函件」，就持續關連交易作出匯報。董事會已收到本公司核數師根據上市規則第14A.56條發出的無保留函件，指出核數師並未獲悉上述任何持續關連交易。

- (a) 並未獲本公司董事會批准；
- (b) 就有關本集團提供貨品或服務之交易而言，在各重大方面違反本集團之定價政策；
- (c) 在各重大方面並未根據規管該等交易之相關協議訂立；及
- (d) 已超過本公司所定之年度上限。

### 關聯方交易

本集團截至2025年12月31日止年度進行的關聯方交易概要載於本年報內的本集團綜合財務報表附註33。

除年報所載綜合財務報表中的附註33(「附註33」)「關聯方交易」第(a)及(c)項所披露的內容外，附註33所披露的關聯方交易均不構成需要遵守(其中包括)上市規則第14A章的報告、公告、年度審核及/或獨立股東批准規定的關連交易或持續關連交易。本公司於回顧年內已遵守上市規則第14A章的關連交易或持續關連交易披露規定。

## DIRECTORS' AND CONTROLLING SHAREHOLDERS' INTERESTS IN TRANSACTION, ARRANGEMENT OR CONTRACTS

Other than those transactions disclosed in note 33 to the consolidated financial statements of the Group in this annual report and in the paragraphs headed "Directors' Interests in Competing Business" and "Continuing Connected Transactions" in this section, no Director or controlling shareholder of the Company has any material interest, either directly or indirectly, in any transaction, arrangement or contract of significance to the Group's business to which the Company, any of its subsidiaries, fellow subsidiaries or its parent companies were a party subsisted at the end of the year or at any time during the year ended 31 December 2025.

## PRINCIPAL RISKS AND UNCERTAINTIES

Principal risks and uncertainties facing the Group include, among others:

- (i) We may not be able to grow our property management portfolio as planned, which may have a material adverse effect on our business, financial condition and results of operations. The Group will continue to expand its property management portfolio by proactive market-oriented expansion and strategic acquisition to add to the scale of its properties under management.
- (ii) The Group's historical results may not be indicative of its future prospects and results of operation and its future growth may not materialize as planned, and failure to manage any future growth effectively may have a material adverse effect on our business, financial condition and results of operations. The Group will continue to uplift its operation and management capability and market competitiveness and seize market opportunities for achieving continual growth in operating results.

## 董事及控股股東於交易、安排或合約的權益

除本年報內的本集團綜合財務報表附註33及本節「董事於競爭性業務的權益」以及「持續關連交易」兩段所披露的相關交易外，概無本公司董事或控股股東於對本集團業務屬重大而本公司、其任何附屬公司、同系附屬公司或其母公司為訂約方且於年末或截至2025年12月31日止年度任何時間仍然存續的交易、安排或合約中直接或間接擁有任何重大權益。

## 主要風險及不確定性因素

本集團面臨的主要風險及不確定性因素包括(其中包括)：

- (i) 我們未必能按計劃擴充物業管理組合，可能對我們的業務、財務狀況及經營業績造成重大不利影響。本集團將積極通過市場化拓展和戰略收購的方式，增加在管物業規模，繼續擴展物業管理組合。
- (ii) 本集團的歷史業績未必能反映未來前景及經營業績，且其未必能按計劃實現未來增長，而無法有效管理未來增長，或會對我們的業務、財務狀況及經營業績造成重大不利影響。本集團將持續提升自身運營管理能力和市場競爭力，把握市場機會，實現經營業績持續增長。

- (iii) Termination or non-renewal of the Group's preliminary property management service contracts or property management service contracts could have a material adverse effect on its business, financial condition and results of operations. The Group will continue to enhance quality and uplift service capability, gain customers' recognition, and increase contract renewal rate.
- (iv) A majority of our revenue is generated from property management services the Group provides to projects developed by Redsun Properties Group and properties owned by associates of the controlling shareholders, which the Group does not have control over. The Group will continue to expand its coverage to properties developed by third-party developers and reduce reliance on properties developed by related parties.
- (iii) 本集團的前期物業管理服務合同或物業管理服務合同遭終止或不獲重續可能對其業務、財務狀況及經營業績造成重大不利影響。本集團將持續改進品質並提升服務能力，獲得客戶認可，提高合同續約率。
- (iv) 我們的大部分收入來自於本集團為弘陽地產集團開發的項目及控股股東的聯繫人擁有的物業提供的物業管理服務，而本集團對該等物業概無控制權。本集團將持續拓展其覆蓋範圍至第三方開發商開發的物業，減少對關聯方開發物業的依賴。

## COMPLIANCE WITH LAWS AND REGULATIONS

Compliance procedures are in place to ensure adherence to applicable laws, rules and regulations which have a significant impact to the Group. As at the date of this annual report, except as disclosed in the annual report, the Group complied with, in all material respects, all the relevant and applicable PRC laws and regulations governing the business of property management and the Group has obtained all licenses, permits and certificates for the purpose of operating its business.

As at the date of this annual report, the Company's joint ventures and associated company were not involved in and the Board is not aware of any non-compliance incidents that might adversely affect the value of the Company's interests in them.

## 遵守法律法規

本集團已制定合規程序，以確保遵守對本集團有重大影響的適用法律、規則及法規。於本年報日期，除年報所披露者外，本集團於所有重大方面已遵守所有規管物業管理業務的相關及適用中國法律及法規。本集團已就經營其業務取得所有執照、許可證及證書。

於本年報日期，本公司的合營企業及聯營公司並無涉及且董事會並不知悉任何不合規事件可能會對本公司於其中的權益價值產生不利影響。

## DIRECTORS' AND CHIEF EXECUTIVE'S INTERESTS AND SHORT POSITIONS IN SHARES, UNDERLYING SHARES AND DEBENTURES OF THE COMPANY OR ITS ASSOCIATED CORPORATIONS

As of 31 December 2025, the interests and short positions of the Directors and the chief executives of the Company in the Shares, underlying Shares and debentures of the Company or its associated corporation (within the meaning of Part XV of the Securities and Futures Ordinance (the "SFO"), Chapter 571 of the laws of Hong Kong) which were required to be entered in the register kept by the Company pursuant to section 352 of the SFO, or which were otherwise required, to be notified to the Company and the Stock Exchange pursuant to the Model Code, are set out below:

### Interests in underlying shares of associated corporations

As of 31 December 2025, none of the Directors and chief executives of the Company had any interests or short positions in the Shares, underlying shares and debentures of the Company or its associated corporations, recorded in the register required to be kept under section 352 of the SFO or required to be notified to the Company and the Stock Exchange pursuant to the Model Code.

## 董事及最高行政人員於本公司或其相聯法團的股份、相關股份及債權證中的權益及淡倉

截至2025年12月31日，董事及本公司最高行政人員於本公司或其相聯法團(定義見香港法例第571章《證券及期貨條例》(「證券及期貨條例」)第XV部)的股份、相關股份及債權證中，擁有須於本公司根據證券及期貨條例第352條存置的登記冊中登記或根據標準守則須通知本公司及聯交所的權益及淡倉如下：

### 於相聯法團相關股份的權益

截至2025年12月31日，概無董事及本公司最高行政人員於本公司或其相聯法團的股份、相關股份及債權證中，擁有須於本公司根據證券及期貨條例第352條存置的登記冊中登記或根據標準守則須通知本公司及聯交所的任何權益及淡倉。

**Substantial Shareholders' Interests and Short Positions in the Shares and Underlying Shares of the Company**

**Long positions in the Shares of the Company**

So far as is known to the Company, as at 31 December 2025, as recorded in the register required to be kept by the Company under section 336 of the SFO, the following persons, other than a Director or chief executive of the Company, had an interest of 5% or more in the Shares or underlying Shares:

**主要股東於本公司股份及相關股份的權益及淡倉**

**於本公司股份的好倉**

就本公司所知，截至2025年12月31日，誠如本公司根據證券及期貨條例第336條須存置的登記冊所記錄，除董事或本公司最高行政人員外，下列人士於股份或相關股份中擁有5%或以上權益：

<b>Name of Substantial Shareholder</b> 主要股東姓名／名稱	<b>Nature of Interest</b> 權益性質	<b>Number of shares</b> 股份數目	<b>Approximate percentage</b> 概約百分比
Redsun Services Group (Holdings) <sup>(1)</sup> 弘陽服務集團(控股) <sup>(1)</sup>	Beneficial owner 實益擁有人	301,994,000	72.77%
Hong Yang Group Company <sup>(1)</sup> 弘陽集團 <sup>(1)</sup>	Interest in controlled corporation 受控法團權益	301,994,000	72.77%
Hong Yang International <sup>(1)</sup> 弘陽國際 <sup>(1)</sup>	Interest in controlled corporation 受控法團權益	301,994,000	72.77%
Hong Yang Group (Holdings) <sup>(1)</sup> 弘陽集團(控股) <sup>(1)</sup>	Interest in controlled corporation 受控法團權益	301,994,000	72.77%
Mr. Zeng Huansha <sup>(1)</sup> 曾煥沙先生 <sup>(1)</sup>	Interest in controlled corporation 受控法團權益	301,994,000	72.77%
Ms. Chen Sihong <sup>(2)</sup> 陳思紅女士 <sup>(2)</sup>	Interest of spouse 配偶權益	301,994,000	72.77%
Serica Agency Limited <sup>(3)</sup> Serica Agency Limited <sup>(3)</sup>	Person having a security interest in shares 於股份中擁有擔保權益的人士	301,994,000	72.77%
Ares Holdings L.P. <sup>(4)</sup> Ares Holdings L.P. <sup>(4)</sup>	Person having a security interest in shares 於股份中擁有擔保權益的人士	75,649,496	18.23%
Ares Management Asia Holdings, L.P. <sup>(4)</sup> Ares Management Asia Holdings, L.P. <sup>(4)</sup>	Person having a security interest in shares 於股份中擁有擔保權益的人士	75,649,496	18.23%
Ares Management Corporation <sup>(4)</sup> Ares Management Corporation <sup>(4)</sup>	Person having a security interest in shares 於股份中擁有擔保權益的人士	75,649,496	18.23%
Ares Management GP LLC <sup>(4)</sup> Ares Management GP LLC <sup>(4)</sup>	Person having a security interest in shares 於股份中擁有擔保權益的人士	75,649,496	18.23%
Ares Owners Holdings L.P. <sup>(4)</sup> Ares Owners Holdings L.P. <sup>(4)</sup>	Person having a security interest in shares 於股份中擁有擔保權益的人士	75,649,496	18.23%
Ares Partners Holdco LLC <sup>(4)</sup> Ares Partners Holdco LLC <sup>(4)</sup>	Person having a security interest in shares 於股份中擁有擔保權益的人士	75,649,496	18.23%
AS Holdings GP LLC <sup>(4)</sup> AS Holdings GP LLC <sup>(4)</sup>	Person having a security interest in shares 於股份中擁有擔保權益的人士	75,649,496	18.23%
AS Holdings LP Ltd. <sup>(4)</sup> AS Holdings LP Ltd. <sup>(4)</sup>	Person having a security interest in shares 於股份中擁有擔保權益的人士	75,649,496	18.23%

Name of Substantial Shareholder 主要股東姓名／名稱	Nature of Interest 權益性質	Number of shares 股份數目	Approximate percentage 概約百分比
CP5 Hold Co 2 Limited <sup>(4)</sup>	Person having a security interest in shares 於股份中擁有擔保權益的人士	75,649,496	18.23%
CP5 Hold Co 2 Limited <sup>(4)</sup>	Person having a security interest in shares 於股份中擁有擔保權益的人士	75,649,496	18.23%
Ressler Antony Peter <sup>(4)</sup>	Person having a security interest in shares 於股份中擁有擔保權益的人士	75,649,496	18.23%
Ressler Antony Peter <sup>(4)</sup>	Person having a security interest in shares 於股份中擁有擔保權益的人士	75,649,496	18.23%
SSG Capital Partners V GP, Ltd. <sup>(4)</sup>	Person having a security interest in shares 於股份中擁有擔保權益的人士	75,649,496	18.23%
SSG Capital Partners V GP, Ltd. <sup>(4)</sup>	Person having a security interest in shares 於股份中擁有擔保權益的人士	75,649,496	18.23%
SSG Capital Partners V, L.P. <sup>(4)</sup>	Person having a security interest in shares 於股份中擁有擔保權益的人士	75,649,496	18.23%
SSG Capital Partners V, L.P. <sup>(4)</sup>	Person having a security interest in shares 於股份中擁有擔保權益的人士	75,649,496	18.23%
TJ Capital Investors, LLC <sup>(4)</sup>	Person having a security interest in shares 於股份中擁有擔保權益的人士	75,649,496	18.23%
TJ Capital Investors, LLC <sup>(4)</sup>	Person having a security interest in shares 於股份中擁有擔保權益的人士	75,649,496	18.23%
BFAM Partners (Cayman) Limited <sup>(5)</sup>	Person having a security interest in shares 於股份中擁有擔保權益的人士	65,895,091	15.88%
BFAM Partners (Cayman) Limited <sup>(5)</sup>	Person having a security interest in shares 於股份中擁有擔保權益的人士	65,895,091	15.88%
Fuchs Benjamin Aaron <sup>(5)</sup>	Person having a security interest in shares 於股份中擁有擔保權益的人士	65,895,091	15.88%
Fuchs Benjamin Aaron <sup>(5)</sup>	Person having a security interest in shares 於股份中擁有擔保權益的人士	65,895,091	15.88%
Investment Opportunities V Pte. Limited <sup>(4)</sup>	Person having a security interest in shares 於股份中擁有擔保權益的人士	43,366,338	10.45%
Investment Opportunities V Pte. Limited <sup>(4)</sup>	Person having a security interest in shares 於股份中擁有擔保權益的人士	43,366,338	10.45%
Ares SSG Capital Partners VI GP, Ltd. <sup>(4)</sup>	Person having a security interest in shares 於股份中擁有擔保權益的人士	32,283,158	7.78%
Ares SSG Capital Partners VI GP, Ltd. <sup>(4)</sup>	Person having a security interest in shares 於股份中擁有擔保權益的人士	32,283,158	7.78%
Ares SSG Capital Partners VI, L.P. <sup>(4)</sup>	Person having a security interest in shares 於股份中擁有擔保權益的人士	32,283,158	7.78%
Ares SSG Capital Partners VI, L.P. <sup>(4)</sup>	Person having a security interest in shares 於股份中擁有擔保權益的人士	32,283,158	7.78%
CP6 Hold Co 2 Limited <sup>(4)</sup>	Person having a security interest in shares 於股份中擁有擔保權益的人士	32,283,158	7.78%
CP6 Hold Co 2 Limited <sup>(4)</sup>	Person having a security interest in shares 於股份中擁有擔保權益的人士	32,283,158	7.78%
Union Lead Capital Limited <sup>(4)</sup>	Person having a security interest in shares 於股份中擁有擔保權益的人士	32,283,158	7.78%
Union Lead Capital Limited <sup>(4)</sup>	Person having a security interest in shares 於股份中擁有擔保權益的人士	32,283,158	7.78%

Notes:

附註：

(1) Redsun Services Group (Holdings) is wholly owned by Hong Yang Group Company, which in turn is wholly owned by Hong Yang International, which in turn is owned as to 50% and 50% by Hong Yang Group (Holdings) (a company wholly owned by Mr. Zeng Huansha) and Mr. Zeng Huansha, respectively. Accordingly, each of Hong Yang Group Company, Hong Yang International, Hong Yang Group (Holdings) and Mr. Zeng Huansha is deemed to be interested in the Shares held by Redsun Services Group (Holdings) by virtue of the SFO.

(1) 弘陽服務集團(控股)由弘陽集團全資擁有，而弘陽集團由弘陽國際全資擁有，而弘陽國際由弘陽集團(控股)(由曾煥沙先生全資擁有的公司)及曾煥沙先生分別擁有50%及50%權益。因此，根據證券及期貨條例，弘陽集團、弘陽國際、弘陽集團(控股)及曾煥沙先生各自被視為於弘陽服務集團(控股)持有的股份中擁有權益。

- (2) Ms. Chen Sihong is the spouse of Mr. Zeng Huansha and is therefore deemed to be interested in the Shares in which Mr. Zeng Huansha is interested by virtue of the SFO.
- (3) Pursuant to security agreements dated 19 August 2024, Redsun Services Group (Holdings) Limited, the direct controlling shareholder (as defined in the Listing Rules) of the Company, granted a security over 100% of its shares of the Company, representing approximately 72.77% of the total issued share capital of the Company as at the date of this report, in favour of Serica Agency Limited, acting as common security trustee as credit support for the senior secured notes issued by Hong Seng Limited, wholly owned by Hong Yang Group Company.
- (4) Referring to a disclosure of interests notifications filed by a noteholder, the Company had been informed that Investment Opportunities V Pte. Limited and Union Lead Capital Limited, as noteholders of the senior secured notes issued by Hong Seng Limited, are deemed to have a relevant interest (being security interest) over 75,649,496 Shares in total. Investment Opportunities V Pte. Limited is wholly owned by CP5 Hold Co 2 Limited. Union Lead Capital Limited is owned as to 33.33% and 66.67% by CP5 Hold Co 2 Limited and CP6 Hold Co 2 Limited respectively. CP5 Hold Co 2 Limited is wholly owned by SSG Capital Partners V, L.P. (which is wholly owned by SSG Capital Partners V GP, Ltd.). CP6 Hold Co 2 Limited is wholly owned by Ares SSG Capital Partners VI, L.P. (which is wholly owned by Ares SSG Capital Partners VI GP, Ltd.). SSG Capital Partners V GP, Ltd. and Ares SSG Capital Partners VI GP, Ltd. are wholly owned by Ares Management Asia Holdings, L.P. (owned as to 100% and 0% by AS Holdings LP Ltd. and AS Holdings GP LLC, and AS Holdings GP LLC is wholly owned by AS Holdings LP Ltd.). AS Holdings LP Ltd is wholly owned by Ares Holdings L.P. (owned as to 36.26% and 45.51% by Ares Owners Holdings L.P. and TJ Capital Investors, LLC respectively). TJ Capital Investors, LLC is wholly owned by Ressler Antony Peter.
- (2) 陳思紅女士為曾煥沙先生的配偶，因此，根據證券及期貨條例，被視為於曾煥沙先生擁有權益的股份中擁有權益。
- (3) 根據日期為2024年8月19日的擔保協議，本公司直接控股股東(定義見上市規則)弘陽服務集團(控股)有限公司將其持有的本公司100%股份(佔本公司於本報告日期已發行股本總數約72.77%)作為擔保授出，以Serica Agency Limited為受益人，作為共同擔保受託人為弘陽集團全資擁有的弘昇有限公司發行優先抵押票據提供信貸支持。
- (4) 根據票據持有人提交的權益披露通知，本公司已獲悉Investment Opportunities V Pte. Limited及Union Lead Capital Limited作為弘昇有限公司所發行優先抵押票據的票據持有人，被視為於合共75,649,496股股份中擁有相關權益(即擔保權益)。Investment Opportunities V Pte. Limited由CP5 Hold Co 2 Limited全資擁有。Union Lead Capital Limited分別由CP5 Hold Co 2 Limited及CP6 Hold Co 2 Limited擁有33.33%及66.67%權益。CP5 Hold Co 2 Limited由SSG Capital Partners V, L.P. (由SSG Capital Partners V GP, Ltd.全資擁有)全資擁有。CP6 Hold Co 2 Limited由Ares SSG Capital Partners VI, L.P. (由Ares SSG Capital Partners VI GP, Ltd.全資擁有)全資擁有。SSG Capital Partners V GP, Ltd.及Ares SSG Capital Partners VI GP, Ltd.由Ares Management Asia Holdings, L.P. (AS Holdings LP Ltd.及AS Holdings GP LLC分別擁有100%及0%權益，而AS Holdings GP LLC由AS Holdings LP Ltd.全資擁有)全資擁有。AS Holdings LP Ltd由Ares Holdings L.P. (分別由Ares Owners Holdings L.P.及TJ Capital Investors, LLC擁有36.26%及45.51%)全資擁有。TJ Capital Investors, LLC由Ressler Antony Peter全資擁有。

(5) Referring to a disclosure of interests notifications filed by a noteholder, the Company had been informed that BFAM Partners (Cayman) Limited, as noteholders of the senior secured notes issued by Hong Seng Limited, are deemed to have a relevant interest (being security interest) over 65,895,091 Shares in total. BFAM Partners (Cayman) Limited is wholly owned by Fuchs Benjamin Aaron.

Save as disclosed above, as at 31 December 2025, the Company had not been notified of any persons (other than a Director or chief executive of the Company) who had an interest or short position in the Shares or underlying Shares that were recorded in the register required to be kept under section 336 of the SFO.

### MANAGEMENT CONTRACTS

No contracts concerning the management and administration of the whole or any substantial part of the business of the Company were entered into or subsisted during the year ended 31 December 2025.

### ARRANGEMENTS TO PURCHASE SHARES OR DEBENTURES

During the year ended 31 December 2025, there were no any rights to acquire benefits by means of the acquisition of Shares in or debentures of the Company granted to any Director or their respective spouse or children under 18 years of age, nor were there any such rights exercised by them. Also, there was no arrangement to which the Company, its holding company, or any of its subsidiaries or fellow subsidiaries is a party that would enable the Directors to acquire such rights in any other body corporate.

### PURCHASE, SALE OR REDEMPTION OF LISTING SECURITIES OF THE COMPANY

Neither the Company nor any of its subsidiaries has purchased, sold or redeemed any of the Company's listed securities during the year ended 31 December 2025.

(5) 根據票據持有人提交的權益披露通知，本公司已獲悉BFAM Partners (Cayman) Limited作為弘昇有限公司所發行優先抵押票據的票據持有人，被視為於合共65,895,091股股份中擁有相關權益(即擔保權益)。BFAM Partners (Cayman) Limited由Fuchs Benjamin Aaron全資擁有。

除上文所披露者外，截至2025年12月31日，本公司並無獲通知任何人士(董事或本公司最高行政人員除外)於股份或相關股份中擁有已於根據證券及期貨條例第336條須存置的登記冊中登記的權益或淡倉。

### 管理合約

截至2025年12月31日止年度，概無就本公司整體或任何重大部分業務的管理及行政方面訂立任何合約，亦不存續有關合約。

### 購買股份或債權證的安排

截至2025年12月31日止年度，任何董事或彼等各自的配偶或未滿18歲的子女概無獲授任何權利可透過購入本公司股份或債權證而獲取利益，彼等亦無行使任何該等權利。此外，本公司、其控股公司或其任何附屬公司或同系附屬公司亦無訂立任何安排，致使董事可取得任何其他法人團體的該等權利。

### 購買、出售或贖回本公司之上市證券

截至2025年12月31日止年度，本公司及其任何附屬公司概無購買、出售或贖回本公司任何上市證券。

## PRE-EMPTIVE RIGHTS

There are no provisions for pre-emptive rights under the articles of association of the Company, or the law of Cayman Islands being the jurisdiction in which the Company was incorporated under which would oblige the Company to offer new Shares on a pro-rata basis to existing shareholders.

## CORPORATE GOVERNANCE

Principal corporate governance practices adopted by the Company are set out in the section headed "Corporate Governance Report" in this annual report.

## EMPLOYEE AND REMUNERATION POLICY

As of 31 December 2025, the Group had 2,911 employees in total, of which 2,219 employees were engaged in property management and related services for residential properties and 669 employees were engaged in property management and related services for non-residential properties and 23 employees were engaged in real estate business.

The emolument of the employees of the Group is mainly determined based on their duties, performance and the prevailing market level in the respective regions. The Group has formulated a systematic and market-competitive employee incentive plan and a comprehensive talent cultivation scheme based on its business to attract and retain talents through offering competitive salary packages, comprehensive talent training strategies, internal promotion system and a caring corporate culture.

## 優先購買權

本公司組織章程細則或開曼群島(即本公司註冊成立所在司法權區)法律並無有關優先購買權的任何規定，規限本公司須向現有股東按持股比例發售新股。

## 企業管治

本公司採納的主要企業管治常規載於本年報「企業管治報告」一節。

## 僱員及薪酬政策

截至2025年12月31日，本集團共有2,911名員工，其中2,219名員工從事住宅物業的物業管理及相關服務及669名員工從事非住宅物業的物業管理及相關服務以及23名員工從事房地產業務。

本集團員工的薪酬主要根據其職責、工作表現及相關地區目前市場水平釐定。本集團基於業務制定了系統的、有市場競爭力的員工激勵計劃和完備的人才培養計劃，通過提供具有競爭力的薪資待遇、完善的人才培養策略、內部晉升制度和關愛的企業文化來吸引和留住人才。

In addition, focusing on the entire process of talent cultivation and development, the Group has also formulated the systematic "talent cultivation scheme", for enhancing the quality of talents and broadening its pool of talents. The Group has designed three-tier talent team training projects, namely the "Brigadier Scheme (準將計劃)", "Hongyang Elite Scheme (弘精英計劃)", and "Hongyang Yao Scheme (弘耀計劃)" for the key talents which focused on individual development and practical courses, and assisted individuals in formulating development plans, which were conducted in conjunction with the "offline training + classes for the front line (線下集訓+送課去一線)" in an orderly manner. At the same time, we have cultivated city companies "Hongyang Elite", "Hongyang Housekeeper" and "Hongyang Master" for enhancing capabilities of the Company's customer services, in which systematic arrangements are implemented to provide the employees of the Group with clear development path and secure the demand for talents in different business segments and on various levels.

The Group believes that talent cultivation scheme of the Group will enhance team building, improve team capability, and provide talent pipelines for the business development of the Group.

## ENVIRONMENTAL, SOCIAL AND GOVERNANCE

### Environmental Protection

The Group is subject to PRC laws in relation to environment protection matters. The Group considers the protection of the environment to be important and have implemented measures in the operation of our businesses to ensure its compliance with all applicable requirements. Given the nature of its operations, the Group believes it is not subject to material environmental liability risk or compliance costs.

During the year ended 31 December 2025 and up to the date of this annual report, no fines or penalties for non-compliance of PRC environmental laws had been imposed on the Group, and the Group had not been subject to any material administrative penalties due to violation of environmental laws in the PRC.

此外，本集團還圍繞人才培養和發展的全流程形成了系統的培養計劃，提高人才質量、增加人才庫；針對關鍵人才設計了「準將計劃」、「弘精英計劃」及「弘耀計劃」三層人才梯隊培養項目，聚焦個人發展和實戰課程，協助個人制定發展計劃，結合「線下集訓+送課去一線」的方式，有序開展。同時為提升公司對客服務能力，培養城市公司「弘精英」、「弘管家」、「弘師傅」，實施體系化的載端，為本集團員工提供了清晰的發展道路，保障了不同業務模塊、不同層級的人才需求。

本集團相信，本集團的人才培養計劃將加強團隊建設，提高團隊能力，並為本集團業務發展提供人才通道。

## 環境、社會及管治

### 環境保護

本集團須遵守中國有關環境保護事宜的法律。本集團認為保護環境十分重要，並已於業務營運中採取措施以確保其遵守所有適用規定。鑑於其業務的性質，本集團相信其毋須承擔重大環境責任風險或合規成本。

截至2025年12月31日止年度及截至本年報日期，本集團並無因違反中國環境法律而被處以罰款或處罰，且本集團亦無因違反中國環境法律而受到任何重大行政處罰。

### Social Responsibility

The Group has entered into employment contracts with its employees in accordance with the applicable PRC laws and regulations.

The Group maintains social welfare insurance for its full-time employees in the PRC, including pension insurance, medical insurance, personal injury insurance, unemployment insurance and maternity insurance, in accordance with the relevant PRC laws and regulations.

### Health and Work Safety

The employees' administrative measures adopted by the Group contain policies and procedures regarding work safety and occupational health issues. The Group provides its employees with annual medical checks and safety training, and the construction sites of the Group are equipped with safety equipment including gloves, boots and hats.

The operational management department of the Group is responsible for recording and handling work accidents as well as maintaining health and work safety compliance records.

During the year ended 31 December 2025 and up to the date of this annual report, the Group did not encounter any material safety accident, there were no material claims for personal or property damages and no material compensation was paid to employees in respect of claims for personal or property damages related to safety accident.

### INDEMNITY AND INSURANCE PROVISIONS

The articles of association of the Company provides that the Directors, managing directors, alternate Directors, auditors, secretary and other officers for the time being of the Company and the trustees (if any) for the time being acting in relation to any of the affairs of the Company, and their respective executors or administrators, shall be indemnified and secured harmless out of the assets of the Company from and against all actions, costs, charges, losses, damages and expenses which they or any of them, their or any of their executors or administrators, shall or may incur or sustain by reason of any act done, concurred in or omitted in or about the execution of their duty or supposed duty in their respective offices or trusts. The Company has arranged appropriate directors and officers liability insurance in respect of legal action against Directors.

### 社會責任

本集團已根據適用中國法律及法規與僱員訂立僱傭合同。

本集團根據相關中國法律及法規為中國的全職僱員購買社會福利保險，包括養老保險、醫療保險、個人工傷保險、失業保險及生育保險。

### 健康及工作安全

本集團採用的員工管理辦法載有關於工作安全及職業健康事宜的政策及程序。本集團向僱員提供年度體檢及安全培訓，且本集團的建築工地配有安全設備，包括手套、安全靴及安全帽。

本集團的運營管理部負責記錄及處理工程事故以及保存健康及工作安全合規記錄。

於截至2025年12月31日止年度及直至本年報日期止，本集團並無遭遇任何重大安全事故，亦無有關人身傷害或財產損失的重大申索及並無就有關人身傷害或財產損失的安全意外的申索向僱員支付重大賠償。

### 彌償及保險規定

本公司組織章程細則規定本公司其時的董事、董事總經理、替任董事、核數師、秘書及其他高級人員及其時就本公司任何事務行事的受託人(如有)，以及他們各自的遺囑執行人或遺產管理人，就他們或他們當中任何人、他們或他們的任何遺囑執行人或遺產管理人因執行其各自職務或信託事宜中的職責或假定職責時應會或可能招致或因任何作為、同意或遺漏而蒙受的一切訴訟、成本、收費、損失、損害及開支，應獲得以本公司資產作出的彌償及保障他們免受傷害。本公司已就董事可能面對的法律行動安排適當的董事及主要職員責任保險。

## EQUITY-LINKED AGREEMENTS

No equity-linked agreements were entered into by the Group, or subsisted during the year ended 31 December 2025.

## SUFFICIENCY OF PUBLIC FLOAT

Rule 8.08 of the Listing Rules requires there to be an open market in the securities for which listing is sought and a sufficient public float of an issuer's listed securities to be maintained. This normally means that at least 25% of the issuer's total issued share capital must at all times be held by the public.

Based on the information that is publicly available to the Company and to the knowledge of the Directors as at the latest practicable date prior to the issue of this annual report, the Company has maintained a sufficient public float as required under the Listing Rules.

## CHARITABLE DONATIONS

During the year ended 31 December 2025, the Group made charitable and other donations in a total amount of RMB0.2 million.

## AUDITOR

The consolidated financial statements for the year ended 31 December 2025 have been audited by CCTH CPA Limited. A resolution for the re-appointment of CCTH CPA Limited as the Company's auditor is to be proposed at the AGM. Before this, the Company's predecessor auditor was Ernst & Young who has resigned as the auditor of the Company with effect from 20 November 2024.

## 股票掛鈎協議

截至2025年12月31日止年度，本集團並無訂立股票掛鈎協議，亦無有關協議存續。

## 足夠公眾持股量

上市規則第8.08條規定尋求上市的證券必須有公開市場且發行人的上市證券須維持足夠公眾持股量。該規定通常表示在任何時間發行人的已發行股本總數最少25%必須由公眾持有。

基於本公司所獲公開資料及就董事所知，於刊發本年報前的最後可行日期，本公司已維持上市規則規定的足夠公眾持股量。

## 慈善捐款

截至2025年12月31日止年度，本集團作出慈善及其他捐款共計人民幣0.2百萬元。

## 核數師

中正天恆會計師有限公司已審核截至2025年12月31日止年度的綜合財務報表。有關續聘中正天恆會計師有限公司為本公司核數師的決議案將於股東週年大會上獲提呈。在此之前，本公司前任核數師為安永會計師事務所，其已辭任本公司核數師職務，自2024年11月20日起生效。

### PROFESSIONAL TAX ADVICE RECOMMENDED

If the shareholders are unsure about the taxation implications of purchasing, holding, disposing of, dealing in, or the exercise of any rights in relation to the Shares, they are advised to consult an expert.

For and on behalf of the Board  
**Redsun Services Group Limited**  
**Jia Hongbo**  
Chairman

Hong Kong, 24 March 2026

### 建議諮詢專業稅務意見

股東如對購買、持有、出售、買賣或行使有關股份的任何權利的稅務影響存有任何疑問，建議彼等諮詢其專業顧問。

代表董事會  
弘陽服務集團有限公司  
賈洪波  
主席

香港，2026年3月24日

### CORPORATE GOVERNANCE

The Group is committed to implementing high standards of corporate governance to safeguard the interests of the Shareholders and enhance the corporate value as well as the responsibility commitments. The Company has adopted the Corporate Governance Code (the “CG Code”) as set out in Appendix C1 to the Rules Governing the Listing of Securities on The Stock Exchange of Hong Kong Limited (the “Listing Rules”) as its own code of corporate governance.

Saved as disclosed above, to the best knowledge of the Directors, the Company has complied with all applicable code provisions set out in Part 2 of the CG Code during the year ended 31 December 2025 and up to the date of this annual report (the “Relevant Period”). The directors of the Company (the “Directors”) will use their best endeavors to procure the Company to continue to comply with the CG Code.

### INDUCTION AND CONTINUOUS PROFESSIONAL DEVELOPMENT

Each Director is provided with the necessary induction and information to ensure that he has a proper understanding of the Company’s operations and businesses as well as his responsibilities under relevant statutes, by-laws, laws, rules and regulations. The Company will continue to arrange regular seminars to provide the Directors with updates on the latest developments and changes in the Listing Rules and other relevant legal and regulatory requirements from time to time. The Directors are also provided with regular updates on the Company’s performance, position and prospects to enable the Board as a whole and each Director to discharge his duty.

Mr. Jia Hongbo was appointed as the executive Director with effect from 14 January 2026. Mr. Jia obtained the legal advice referred to in Rule 3.09D of the Listing Rules on the appointment date, and such Director confirmed that he understood his obligation as a director of the Company.

### 企業管治

本集團致力於實現高標準企業管治，以保障股東權益及提高企業價值與責任承擔。本公司已採納香港聯合交易所有限公司證券上市規則（「上市規則」）附錄C1所載企業管治守則（「企業管治守則」）作為其本身的企業管治守則。

除上文所披露者外，據董事所深知，於截至2025年12月31日止年度及直至本年報日期（「相關期間」），本公司已遵守企業管治守則第二部分所載的所有適用守則條文。本公司董事（「董事」）將盡最大努力促使本公司繼續遵守企業管治守則。

### 入職培訓及持續專業發展

各董事將獲提供所需入職培訓及資料，確保彼對本公司營運及業務以及彼根據相關法規、細則、法律、規則及法例承擔的責任有充分了解。本公司將繼續定期安排講座，以不時向董事提供上市規則及其他相關法律及監管規定的最新發展及不時變動。董事亦定期獲提供本公司表現、地位及前景的最新情況，以讓董事會整體及各董事履行彼等的職責。

賈洪波先生於2026年1月14日獲委任為執行董事。賈先生於委任日期取得上市規則第3.09D條所述的法律意見，該董事確認彼明白彼作為本公司董事的責任。

During the Reporting Period, the Company provided training materials to the Directors and the management of the Company regarding the Listing Rules and other applicable regulatory requirements.

於報告期內，本公司向董事及本公司管理層提供有關上市規則及其他適用監管規定的培訓資料。

Name of Director	董事姓名	Types of Continuous Professional Development Training 持續專業發展培訓類型 Reading materials 閱讀材料
<b>Non-executive Director</b>	<b>非執行董事</b>	
Mr. Zeng Junkai (resigned on 14 January 2026)	曾俊凱先生(於2026年1月14日辭任)	✓
<b>Executive Directors</b>	<b>執行董事</b>	
Mr. Jia Hongbo (appointed on 14 January 2026)	賈洪波先生(於2026年1月14日獲委任)	N/A不適用
Mr. Chen Yichun	陳義純先生	✓
<b>Independent Non-executive Directors</b>	<b>獨立非執行董事</b>	
Ms. Wang Fen	王奮女士	✓
Mr. Li Xiaohang	李曉航先生	✓
Mr. Zhao Xianbo	趙現波先生	✓

## THE BOARD

### 1. Responsibilities

The Board assumes the responsibility of leadership and control of the Company, and supervises and approves significant decisions regarding financial performance, strategic development objectives and operations of the Company. The Board delegates to the management authority and responsibility for the Company's daily operations and businesses management according to the Board's instructions. The Board has established three committees, namely, the audit committee, the remuneration committee and the nomination committee of the Board (collectively, the **"Board Committees"**), and has delegated to the Board Committees various duties. All the Board Committees perform their distinct roles in accordance with their respective terms of reference.

All Directors shall at all times ensure that they carry out duties in good faith, in compliance with applicable laws and regulations, and in the interests of the Company and the Shareholders.

### 2. Board Composition

#### Non-executive Director

Mr. Zeng Junkai (resigned on 14 January 2026)

#### Executive Directors

Mr. Jia Hongbo (appointed on 14 January 2026)

Mr. Chen Yichun

#### Independent Non-executive Directors

Ms. Wang Fen

Mr. Li Xiaohang

Mr. Zhao Xianbo

## 董事會

### 1. 職責

董事會負責領導及控制本公司，並監管及審批有關本公司財務表現、策略發展目標及業務的重大決定。董事會向管理層授出根據董事會的指示負責本公司的日常經營及業務管理的權力及責任。董事會已成立三個委員會，即董事會轄下審核委員會、薪酬委員會及提名委員會(統稱為「**董事委員會**」)，並向董事委員會委派多項職責。所有董事委員會均根據其各自的職權範圍履行不同的責任。

全體董事須始終確保其本著真誠、遵守適用法律及法規並符合本公司及股東利益的原則履行職責。

### 2. 董事會組成

#### 非執行董事

曾俊凱先生(於2026年1月14日辭任)

#### 執行董事

賈洪波先生(於2026年1月14日獲委任)

陳義純先生

#### 獨立非執行董事

王奮女士

李曉航先生

趙現波先生

There is no material financial, business, family or other relationship between any members of the Board. The biographies of the Directors are set out under the section headed “Directors and Senior Management” in this annual report. All the Directors, including the independent non-executive Directors, bring a wide spectrum of valuable business experience, knowledge and professionalism to the Board for its efficient and effective functioning. The independent non-executive Directors are invited to serve on the audit committee, remuneration committee and nomination committee of the Company.

The Company has received a confirmation of independence from each of the independent non-executive Directors pursuant to Rule 3.13 of the Listing Rules. The Board has assessed their independence and concluded that all the independent non-executive Directors are considered to be independent pursuant to the Listing Rules.

Each of the independent non-executive Directors has entered into an appointment letter with the Company for a term of three years.

### 3. Chairman and Chief Executive Officer

The roles of the chairman and the chief executive officer of the Company have been separated as required by Code Provision C.2.1 of the CG Code. For the year ended 31 December 2025, Mr. Zeng Junkai served as the Chairman of the Company and Mr. Chen Yichun (appointed on 23 September 2022) served as the Vice President of the Company (presiding over the work) (the “**Vice President**”). He is currently the Executive President of the Company.

董事會任何成員之間概無重大財務、業務、家庭或其他關係。董事履歷載於本年報「董事及高級管理層」一節。全體董事(包括獨立非執行董事)為董事會帶來廣泛而寶貴的業務經驗、知識及專業技巧，以使董事會發揮高效及有效職能。獨立非執行董事受邀於本公司審核委員會、薪酬委員會及提名委員會任職。

本公司已接獲各獨立非執行董事根據上市規則第3.13條的規定就其獨立性發出的確認書。董事會已根據上市規則評估彼等的獨立性並確認所有獨立非執行董事被視作獨立。

各獨立非執行董事已與本公司訂立為期三年的委任函。

### 3. 主席與行政總裁

本公司主席與行政總裁的角色已根據企業管治守則的守則條文第C.2.1條規定予以區分。截至2025年12月31日止年度，曾俊凱先生為本公司的主席，而陳義純先生(於2022年9月23日獲委任)為本公司的副總裁(主持工作)(「**副總裁**」)，現任公司執行總裁。

#### 4. Board Meetings

Code Provision C.5.1 of the CG Code prescribes that at least four regular Board meetings should be held in each year at approximately quarterly intervals with active participation of majority of directors, either in person or through electronic means of communication.

The Company has adopted the practice of holding Board meetings regularly. Notice of not less than 14 days is given of all regular Board meetings to provide all Directors with the opportunity to attend and include matters in the agenda. For other committee meetings, 7 days' notice is given. The agenda and accompanying board papers are despatched to the Directors or committee members at least 3 days before meetings to ensure that they have sufficient time to review these documents and be adequately prepared. When the Directors or committee members are unable to attend a meeting, they are advised of the matters to be discussed and given an opportunity to make their views known to the chairman prior to the meeting.

Minutes of the Board meetings and committee meetings are recorded in detail and include the matters considered by the Board and the committees and the decisions reached, including any concerns raised by the Directors. Draft minutes of each Board meeting and committee meeting are sent to the Directors within a reasonable time after the date on which the meeting is held so that they have an opportunity to request amendments.

The Board has established mechanisms to ensure that independent views and input are available to the Board (i) the Chairman will at least hold one meeting annually with independent non-executive Directors and without the presence of other Directors; and (ii) the independent non-executive Directors participate in board committees (including Audit Committee, Nomination Committee and Remuneration Committee) meetings to bring independent views, advice and judgment on important issues relating to the Company's strategy, policy and financial performance. During the Reporting Period, the Board reviewed the implementation of the abovementioned mechanism and considered the mechanism to be appropriate and effective.

#### 4. 董事會會議

企業管治守則的守則條文第C.5.1條規定，每年至少召開四次定期董事會會議，大約每季一次，且大多數董事須積極參與會議（無論親身或通過電子通訊方式）。

本公司已採納定期召開董事會會議的慣例。本公司就所有定期舉行的董事會會議發出不少於14天的通知，以給予全體董事出席定期會議及將相關事項納入議程的機會。就其他委員會會議而言，將會發出7天通知。議程及隨附的董事會文件會於舉行會議前最少3天寄發予董事或委員會成員，以確保彼等有充足時間審閱該等文件並作充分準備。當董事或委員會成員未能出席會議時，彼等將獲知會有關將予討論的事宜，並有機會在舉行會議前向主席發表意見。

董事會會議及委員會會議的會議記錄會詳盡記錄及包括董事會及委員會所考慮的事宜及所達致的決定，包括董事提出的任何問題。各董事會會議及委員會會議的會議記錄草擬本會於會議舉行日期後的合理時間內發送至董事，使彼等有機會要求作出修訂。

董事會已建立機制以確保董事會能夠獲得獨立意見及建議：(i)主席將至少每年與獨立非執行董事舉行一次會議，無需其他董事出席會議；及(ii)獨立非執行董事參與董事委員會（包括審核委員會、提名委員會及薪酬委員會）會議，就與本公司戰略、政策、財務業績有關的重大事宜提出獨立意見、建議及判斷。於報告期內，董事會已檢討上述機制的實施，並認為該機制屬合適及有效。

The Company has convened one annual general meeting on 25 June 2025 and one extraordinary general meeting on 21 May 2025, and the Board convened 5 Board meetings during the year ended 31 December 2025. The table below sets forth the details of the attendance at these Board meetings:

於截至2025年12月31日止年度，本公司已於2025年6月25日召開一次股東週年大會及於2025年5月21日召開一次股東特別大會，而董事會已舉行5次董事會會議。下表載列該等董事會會議的出席詳情：

Name of Director	董事姓名	Number of meetings attended/ held during the Director's term of office 董事於任期內出席／舉行會議次數		
		Board meetings 董事會會議	Annual general meeting 股東週年大會	Extraordinary general meeting 股東特別大會
<b>Non-executive Director</b>	<b>非執行董事</b>			
Mr. Zeng Junkai	曾俊凱先生	5/5	1/1	1/1
<b>Executive Director</b>	<b>執行董事</b>			
Mr. Chen Yichun	陳義純先生	5/5	1/1	1/1
<b>Independent Non-executive Directors</b>	<b>獨立非執行董事</b>			
Ms. Wang Fen	王奮女士	5/5	1/1	1/1
Mr. Li Xiaohang	李曉航先生	5/5	1/1	1/1
Mr. Zhao Xianbo	趙現波先生	5/5	1/1	1/1

## BOARD COMMITTEES

The Company has established an audit committee, a remuneration committee and a nomination committee. Each of these committees has specific written terms of reference which deal clearly with their authority and duties. The chairmen of these committees will report their findings and recommendations to the Board after each meeting.

### 1. Audit Committee

Our Board has established an audit committee in compliance with Rules 3.21 and 3.22 of the Listing Rules and Code D.3 of the CG Code, and has adopted written terms of reference. The primary duties of our audit committee are to review and monitor the Group's financial reporting process, risk management and internal control system, to oversee the audit process, to provide advice and comments to our Board, and to perform other duties and responsibilities as may be assigned by the Board. Our audit committee currently consists of three independent non-executive Directors, being Ms. Wang Fen, Mr. Li Xiaohang and Mr. Zhao Xianbo. Our audit committee is currently chaired by Mr. Zhao Xianbo, who possesses suitable professional qualifications.

Our audit committee convened 7 meetings during the year ended 31 December 2025. The table below sets forth the details of the attendance at these meetings:

Name of Director	董事姓名	Number of meetings attended/held during the Director's term of office 董事於任期內出席／舉行會議次數
Mr. Zhao Xianbo (Chairman)	趙現波先生(主席)	7/7
Ms. Wang Fen	王奮女士	7/7
Mr. Li Xiaohang	李曉航先生	7/7
Mr. Zeng Junkai	曾俊凱先生	7/7

## 董事委員會

本公司已成立審核委員會、薪酬委員會及提名委員會。各委員會設有特定書面職權範圍，清晰列明其職權及職責。該等委員會的主席於會議後將向董事會報告其發現及推薦建議。

### 1. 審核委員會

董事會已根據上市規則第3.21條及第3.22條及企業管治守則第D.3條設立審核委員會，並已採納書面職權範圍。審核委員會的主要職責為檢討及檢察本集團的財務匯報程序、風險管理及內部監控系統、監督審核過程、向董事會提供建議及意見，並履行董事會可能委派的其他職責及責任。審核委員會目前由三名獨立非執行董事(即王奮女士、李曉航先生及趙現波先生)組成。審核委員會現時由趙現波先生出任主席，其擁有適當專業資格。

於截至2025年12月31日止年度，審核委員會召開7次會議。下表載列該等會議的出席詳情：

Our audit committee has reviewed the Company's audited consolidated financial statements for the years ended 31 December 2024 and 2025 and the Company's interim condensed consolidated statement for the six months ended 30 June 2025, and confirmed that it has complied all applicable accounting principles, standards and requirements, and made sufficient disclosures. The audit committee has also discussed the matters of audit and financial reporting. Our audit committee has also reviewed the significant issues on the financial reporting and compliance procedures, internal control and risk management systems and connected transactions, and have discussed with the auditor of the Company about the tasks they performed.

Our audit committee has reviewed the remuneration of the auditor for the year ended 31 December 2025 and has recommended the Board to re-appoint CETH CPA Limited as the auditor of the Company for the year ending 31 December 2026, subject to approval by the Shareholders at the AGM.

The work performed by our audit committee during the Relevant Period included, among others, the following:

- reviewed the unaudited consolidated financial statements of the Company for the six months ended 30 June 2025;
- reviewed the cash flow projections and monitored the Company's overall financial condition;
- reviewed the audited consolidated financial statements of the Company for the financial years ended 31 December 2024 and 2025;
- made recommendations to the Board on the re-appointment of auditor for the year ending 31 December 2026;
- reviewed the appropriateness and effectiveness of the risk management and internal control systems of the Company and made recommendations to the Board on the improvement of the risk management and internal control systems of the Company;

審核委員會已審閱本公司截至2024年及2025年12月31日止年度的經審核綜合財務報表及本公司截至2025年6月30日止六個月的中期簡明綜合報表，並確認其已遵守所有適用會計原則、準則及規定，並已作出充分披露。審核委員會亦已就審核及財務匯報事宜進行討論。審核委員會亦已審閱有關財務匯報、合規程序、內部監控、風險管理系統及關連交易的重大議題，並與本公司核數師討論其進行的工作。

審核委員會已審閱核數師截至2025年12月31日止年度的薪酬並建議董事會重新委任中正天恆會計師有限公司為本公司截至2026年12月31日止年度的核數師，惟須待股東於股東週年大會上批准後，方可作實。

審核委員會於相關期間進行的工作包括(其中包括)以下各項：

- 審閱本公司截至2025年6月30日止六個月的未經審核綜合財務報表；
- 審閱現金流量預測及監控本公司的整體財務狀況；
- 審閱本公司截至2024年及2025年12月31日止財政年度的經審核綜合財務報表；
- 就截至2026年12月31日止年度重新委任核數師向董事會提供推薦建議；
- 審閱本公司風險管理及內部監控系統的適當性及有效性，並就改進本公司風險管理及內部監控系統向董事會提供推薦建議；

- reviewed the appropriateness and effectiveness of the internal audit function of the Company and made recommendations to the Board on the improvement of the internal audit function of the Company; and
- reviewed the arrangements which employees can raise concerns on possible improprieties in financial reporting, internal control or other matters, and the investigation of these matters for appropriate follow-up actions.

## 2. Remuneration Committee

Our Board has established a remuneration committee in compliance with Rules 3.25 and 3.26 of the Listing Rules and Code E.1 of the CG Code, and has adopted written terms of reference. The primary duties of our remuneration committee are to establish, review and make recommendations to the Directors on our policy and structure concerning remuneration of the Directors and senior management and on the establishment of a formal and transparent procedure for developing policies concerning such remuneration, determine the terms of the specific remuneration package of each executive Director and senior management and review and approve performance-based remuneration by reference to corporate goals and objectives. Our remuneration committee currently consists of one executive Director, being Mr. Chen Yichun, and three independent non-executive Directors, being Ms. Wang Fen, Mr. Li Xiaohang and Mr. Zhao Xianbo. Our remuneration committee is currently chaired by Ms. Wang Fen.

- 審閱本公司內部審核職能的適當性及有效性，並就改善本公司的內部審核職能向董事會提供推薦建議；及
- 檢討僱員就財務匯報、內部監控或其他事宜的潛在不當行為提出疑問的安排，並調查該等事宜及作出適當的跟進行動。

## 2. 薪酬委員會

董事會已根據上市規則第3.25條及第3.26條以及企業管治守則守則第E.1條設立薪酬委員會，並已採納書面職權範圍。薪酬委員會的主要職責為訂立、審閱有關董事及高級管理層的薪酬政策及架構以及設立有關制定薪酬政策的正式及透明程序，並就此向董事提供推薦建議、釐定各執行董事及高級管理層具體薪酬待遇的條款，以及在參照公司目標及宗旨後審閱及批准與表現掛鈎的薪酬。薪酬委員會現時由一名執行董事(即陳義純先生)及三名獨立非執行董事(即王奮女士、李曉航先生及趙現波先生)組成。薪酬委員會現時由王奮女士出任主席。

Our remuneration committee convened 1 meeting during the year ended 31 December 2025. The table below sets forth the details of the attendance at the meeting:

於截至2025年12月31日止年度，薪酬委員會召開1次會議。下表載列該會議的出席詳情：

Name of committee member	委員會成員姓名	Number of meetings attended/held during the Director's term of office 董事於任期內出席／舉行會議次數
Ms. Wang Fen ( <i>Chairman</i> )	王奮女士(主席)	1/1
Mr. Chen Yichun	陳義純先生	1/1
Mr. Zhao Xianbo	趙現波先生	1/1
Mr. Li Xiaohang	李曉航先生	1/1

The major work performed by our remuneration committee during the Relevant Period included, among others, the following:

薪酬委員會於相關期間進行的主要工作包括(其中包括)以下各項：

- reviewed and made recommendations to the Board of the remuneration packages and overall benefits for the Directors and the senior management of the Company;

檢討董事及本公司高級管理層的薪酬待遇及整體福利並就此向董事會提供推薦建議；
- made recommendations to the Board in relation to all consultancy agreements and service contracts or any variations, renewals or modifications thereof, entered into between the Company and the Directors and senior management of the Company or any associate company of any of them;

就本公司與董事及本公司高級管理層或其任何聯屬公司訂立的所有顧問協議及服務合約或其任何更改、重續或修訂向董事會提供推薦建議；

- considered what details of the remuneration/benefits of the Directors should be reported in the Company's corporate governance report in the annual report and how those details should be presented, including determining the policy for the remuneration of Directors, assessing performance of executive Directors and approving the terms of executive Directors' service contracts;
  - made recommendations to the Board on the Company's policy and structure for all Directors' and senior management remuneration and on the establishment of a formal and transparent procedure for formulating remuneration policy; and
  - reviewed and/or approved the matters set out in Chapter 17 of the Listing Rules in relation to share schemes.
- 考慮需於本公司年報的企業管治報告中呈報的薪酬／福利詳情，及該等詳情的呈報方式，包括釐定董事薪酬的政策、評估執行董事的表現及批准執行董事服務合約的條款；
  - 就本公司對全體董事及高級管理層實行的薪酬政策及架構及設立用以制定薪酬政策的正式及透明程序向董事會提供推薦建議；及
  - 審閱及／或批准上市規則第十七章所述有關股份計劃的事宜。

#### Compensation of the Directors and senior management

The Directors and members of our senior management receive compensation from our Company in the form of salaries, bonuses and other benefits in kind such as contributions to pension plans.

The Company incurred expenses in relation to remuneration (including fees, salaries, contributions to pension schemes and social welfare, discretionary bonuses, housing and other allowances and other benefits in kind) for the Directors for the year ended 31 December 2025 was approximately RMB1,836,000.

The Company incurred expenses in relation to remuneration (including fees, salaries, contributions to pension schemes and social welfare, discretionary bonuses, housing and other allowances and other benefits in kind) for our Company's five highest paid individuals (including the Directors) for the year ended 31 December 2025 was approximately RMB3,027,000.

None of the Directors had waived or agreed to waive any remuneration for the year ended 31 December 2025.

#### 董事及高級管理層的薪酬

董事及高級管理層成員向本公司收取酬金，形式為薪金、花紅及其他實物利益(例如養老計劃供款)。

截至2025年12月31日止年度，本公司就董事薪酬(包括袍金、薪金、養老計劃及社會福利供款、酌情花紅、住房及其他津貼以及其他實物利益)產生的開支為約人民幣1,836,000元。

截至2025年12月31日止年度，本公司就五名最高薪人士(包括董事)的薪酬(包括袍金、薪金、養老計劃及社會福利供款、酌情花紅、住房及其他津貼以及其他實物利益)產生的開支為約人民幣3,027,000元。

截至2025年12月31日止年度，概無董事放棄或同意放棄任何薪酬。

Our Board will review and determine the remuneration and compensation packages of the Directors and senior management and will receive recommendation from our remuneration committee which will take into account salaries paid by comparable companies, time commitment and responsibilities of the Directors and performance of our Company.

For additional information on the Directors' remuneration for the year ended 31 December 2025 as well as information on the highest paid individuals, please refer to Notes 9 and 10 of the Notes to Financial Statements.

In addition, pursuant to code provision E.1.5 of the CG Code, the annual remuneration of members of the senior management by band for the year ended 31 December 2025 is set out below:

董事會將審閱及釐定董事及高級管理層的薪金及薪酬待遇，並聽取薪酬委員會的推薦建議。薪酬委員會將考慮可比較公司支付的薪金、董事投入的時間及職責以及本公司的表現。

有關截至2025年12月31日止年度董事薪酬的進一步詳情，以及最高薪人士的資料，請參閱財務報表附註的附註9及附註10。

此外，根據企業管治守則守則條文第E.1.5條，高級管理層成員於截至2025年12月31日止年度的年度薪酬範圍如下：

Remuneration band	薪酬範圍	Number of persons 人數
HK\$1 million to HK\$2 million	100萬港元至200萬港元	1
HK\$500,000 to HK\$1 million	50萬港元至100萬港元	4
HK\$500,000 below	50萬港元以下	1

### 3. Nomination Committee

Our Board has established a nomination committee in compliance with Rule 3.27A of the Listing Rules and Code B.3 of the CG Code, and has adopted written terms of reference. The primary duties of our nomination committee are to review the structure, size and composition of our Board on a regular basis and make recommendations to the Board regarding any proposed changes to the composition of our Board, identify, select or make recommendations to our Board on the selection of individuals nominated for directorship, and ensuring the diversity of our Board members, assess the independence of our independent non-executive Directors and make recommendations to our Board on relevant matters relating to the appointment, re-appointment and removal of the Directors and succession planning for the Directors. Our nomination committee currently consists of one executive director, being Mr. Jia Hongbo, and three independent non-executive Directors, being Ms. Wang Fen, Mr. Li Xiaohang and Mr. Zhao Xianbo. Mr. Zeng Junkai resigned as chairman of the nomination committee on 14 January 2026, and on the same day, Mr. Jia Hongbo assumed the role of chairman of the nomination committee.

Our nomination committee convened 2 meetings during the year ended 31 December 2025. The table below sets forth the details of the attendance at the meetings:

### 3. 提名委員會

董事會已根據上市規則第3.27A條及企業管治守則守則第B.3條成立提名委員會，並採納書面職權範圍。提名委員會的主要職責為定期檢討董事會的架構、規模及組成，並就董事會組成的任何建議變動向董事會提供推薦建議，物色、挑選或就提名董事人選向董事會提供推薦建議，確保董事會成員的多元性、評估獨立非執行董事的獨立性並就有關委任、重新委任或辭任董事及董事繼任計劃的相關事宜向董事會提供推薦建議。提名委員會目前由一名執行董事(即賈洪波先生)以及三名獨立非執行董事(即王奮女士、李曉航先生及趙現波先生)組成。曾俊凱先生於2026年1月14日辭任提名委員會主席，同日，賈洪波先生出任提名委員會主席。

於截至2025年12月31日止年度，提名委員會召開2次會議。下表載列該會議的出席詳情：

Name of committee member	委員會成員姓名	Number of meetings attended/held during the Director's term of office 董事於任期內出席／舉行會議次數
Mr. Zeng Junkai ( <i>Chairman</i> )	曾俊凱先生(主席)	2/2
Ms. Wang Fen	王奮女士	2/2
Mr. Li Xiaohang	李曉航先生	2/2
Mr. Zhao Xianbo	趙現波先生	2/2

The work performed by our nomination committee included, among others, the following:

- reviewed the structure, size, composition and diversity of the Board;
- assessed the independence of the independent non-executive Directors;
- made recommendations to the Board on the re-election of retiring Directors; and
- reviewed and made recommendations to the Board on the nomination policy.

### Nomination Policy

#### (i) Objective

The nomination committee shall nominate suitable candidates to the Board for it to consider and make recommendations to the Shareholders for election as the Directors at general meetings or appoint as Directors to fill casual vacancies.

The nomination committee may, as it considers appropriate, nominate a number of candidates more than the number of Directors to be appointed or re-appointed at a general meeting, or the number of casual vacancies to be filled.

提名委員會進行的工作包括(其中包括)以下各項：

- 審閱董事會的架構、規模、組成及多元性；
- 評估獨立非執行董事的獨立性；
- 就重選退任董事向董事會提供推薦建議；及
- 檢討提名政策並就此向董事會提供推薦建議。

### 提名政策

#### (i) 目的

提名委員會須向董事會提名合適人選，以供其考慮及於股東大會上向股東推薦選舉為董事或委任為董事以填補臨時空缺。

提名委員會可酌情提名多名候選人，可多於將於股東大會上獲委任或重新委任的董事人數或待填補的臨時空缺董事人數。

(ii) *Selection Criteria*

In assessing a proposed candidate for the recommendation of appointment or re-appointment of the members of the Board, the factors would be used as reference by the nomination committee include but not limited to the following:

- (a) integrity;
- (b) accomplishment and experience in the industry of which the Company is a part;
- (c) commitment in respect of available time and relevant interest;
- (d) diversity in all its aspects, including but not limited to gender, age (18 years or above), cultural and educational background, ethnicity, professional experience, skills, knowledge and length of service;
- (e) fulfilment of independence guidelines for the appointment of independent non-executive Directors as set out in Rule 3.13 of the Listing Rules; and
- (f) any factors as the nomination committee or the Board may from time to time consider appropriate.

The nomination committee will ask proposed candidates to submit the necessary personal information in a prescribed form.

The nomination committee may request candidates to provide additional information and documents, if considered necessary.

The appointment of any proposed candidate to the Board or re-appointment of any existing members of the Board shall be made in accordance with the Articles of Association of the Company and other applicable rules and regulations.

(ii) *甄選標準*

提名委員會在評估候選人時考慮的因素包括(但不限於)以下各項，並就委任董事會候選人或重新委任董事會成員作出推薦建議：

- (a) 誠信；
- (b) 在本公司所屬行業的成就及經驗；
- (c) 將投入的時間及相關利益承諾；
- (d) 在各方面的多元性，包括但不限於性別、年齡(18歲或以上)、文化及教育背景、種族、專業經驗、技能、知識及服務年限；
- (e) 符合載列於上市規則第3.13條對委任獨立非執行董事所規定的獨立性準則；及
- (f) 提名委員會或董事會不時認為合適的任何因素。

提名委員會將要求候選人按指定的形式提交必要的個人資料。

倘提名委員會認為屬必要，其可要求候選人提供補充資料及文件。

無論是委任任何董事會候選人或重新委任董事會任何現有成員，均須根據本公司的組織章程細則及其他適用規則和規例進行。

*(iii) Nomination Procedures*

The secretary of the nomination committee shall call a meeting of the nomination committee, and invite nominations of candidates from the members of the Board, if any, for consideration by the nomination committee prior to its meeting. The nomination committee may also put forward candidates for consideration.

In the context of appointment of any proposed candidate to the Board, the nomination committee shall undertake adequate due diligence in respect of such individual candidate and make recommendations for the Board's consideration and approval.

In the context of re-appointment of any existing members of the Board, the Committee shall make recommendations to the Board for its consideration and recommendation, for the proposed candidates to stand for re-election at a general meeting.

Please refer to the "Procedures for Appointment, Election and Removal of Directors", which is available on the Company's website, for procedures for Shareholders' nomination of any proposed candidate for election as a Director.

The Board shall have the final decision on all matters relating to its recommendation of candidates to stand for election at a general meeting.

*(iii) 提名程序*

提名委員會秘書應召集提名委員會會議，並邀請董事會成員於會議前提名候選人(如有)供提名委員會考慮。提名委員會亦可提名候選人供其考慮。

就委任任何董事會候選人而言，提名委員會須就個別候選人進行充分的盡職審查並提供推薦建議，以供董事會考慮及審批。

就重新委任董事會任何現有成員而言，委員會須提交建議供董事會考慮及作出推薦，讓候選人可於股東大會上膺選連任。

有關股東提名任何候選人參選董事的程序，請參閱登載於本公司網站的「委任、選舉及罷免董事的程序」。

對推薦候選人於股東大會上參選的所有事宜，董事會擁有最終決定權。

### Board Diversity Policy

In order to enhance the effectiveness of our Board and to maintain the high standard of corporate governance, the Company has adopted the board diversity policy which sets out the objective and approach to achieve and maintain diversity of our Board. Pursuant to the board diversity policy, the Company seeks to achieve Board diversity through the consideration of a number of factors when selecting the candidates to our Board, including but not limited to gender, skills, age, professional experience, knowledge, cultural, education background, ethnicity and length of service. The ultimate decision of the appointment will be based on merit and the contribution which the selected candidates will bring to our Board.

The Directors have a balanced mix of knowledge and skills, including overall management and strategic development, human resources, information technology, accounting and financial management, risk management and corporate governance. They obtained degrees in various majors including economics, business administration, and accounting studies. The Board has three independent non-executive Directors with different industry backgrounds, representing more than one third of the members of our Board. Furthermore, our Board has two female members, and has a wide range of age, ranging from 31 years old to 58 years old. Taking into account our existing business model and specific needs as well as the different background of the Directors, the composition of our Board satisfies our board diversity policy.

Our nomination committee is responsible for ensuring the diversity of our Board members. Our nomination committee will review the board diversity policy annually to ensure its continued effectiveness and the Company will disclose in its corporate governance report about the implementation of the board diversity policy on an annual basis.

In addition, as at 31 December 2025, the Group had 2,911 employees, of which the number of male and female employees are 1,656 and 1,255, respectively (accounted for 57% and 43% respectively), the overall headcount remained stable.

### 董事會多元化政策

為提高董事會的效率及維持高度企業管治水平，本公司已採納董事會多元化政策，其載列達致及維持董事會多元化的目的及方法。根據董事會多元化政策，本公司透過於甄選董事會人選時考慮多項因素而力求達致董事會多元化，其中包括但不限於性別、技能、年齡、專業經驗、知識、文化、教育背景、種族及服務年期。最終的委任決定將根據有能者居之的原則以及獲選人員將為董事會帶來的貢獻而決定。

董事具備均衡的知識及技能，包括整體管理及策略發展、人力資源、資訊科技、會計及財務管理、風險管理及企業管治。董事取得不同專業的學位，包括經濟學、工商管理及會計學。董事會的三名獨立非執行董事均具有不同的行業背景，人數佔董事會成員的三分之一以上。此外，董事會已有兩名女性董事成員，董事會的年齡跨度廣，介乎31至58歲。經考慮現時的業務模式、具體需要及董事的不同背景，董事會組成符合董事會多元化政策。

提名委員會負責確保董事會成員的多元化。提名委員會將每年檢討董事會多元化政策，以確保其持續有效性，且本公司每年於企業管治報告披露有關董事會多元化政策的落實情況。

此外，截至2025年12月31日，本集團共有2,911名員工，其中男性和女性員工人數分別為1,656和1,255(分別佔57%和43%)，整體人數保持穩定。

#### 4. Corporate Governance Functions

The Board is responsible for performing the functions set out in the Code Provision A.2.1 of the CG Code.

During the year ended 31 December 2025, the Board met 1 time to review the Company's corporate governance policies and practices, training and continuous professional development of the Directors and the senior management of the Company, the Company's policies and practices on compliance with legal and regulatory requirements, the compliance of the Model Code, and the Company's compliance with the CG Code and disclosure in this section headed "Corporate Governance and Other Information".

#### COMPLIANCE WITH THE MODEL CODE FOR SECURITIES TRANSACTIONS BY DIRECTORS OF LISTED ISSUERS

The Company has adopted the Model Code for Securities Transactions by Directors of Listed Issuers (the "Model Code") set out in Appendix C3 to the Listing Rules as its code for dealing in securities in the Company by the Directors. After specific enquiries made to all Directors, the Directors have confirmed compliance with the required standard set out in the Model Code since the listing of the Company on the Listing Date up to the date of this annual report.

#### 4. 企業管治職能

董事會負責履行企業管治守則守則條文第A.2.1條所載的職能。

於截至2025年12月31日止年度，董事會舉行1次會議以檢討本公司的企業管治政策及常規、董事及本公司高級管理層的培訓及持續專業發展、本公司於遵守法律及法規方面的政策及常規、標準守則的合規情況、本公司遵守企業管治守則及其於本節「企業管治及其他資料」的披露資料。

#### 遵守上市發行人董事進行證券交易的標準守則

本公司已採納上市規則附錄C3所載的上市發行人董事進行證券交易的標準守則(「標準守則」)作為董事買賣本公司證券的守則。於向全體董事作出具體查詢後，董事已確認自本公司於上市日期上市起至本年報日期止遵守標準守則所載規定準則。

## CHANGES IN INFORMATION OF DIRECTORS AND CHIEF EXECUTIVE OFFICER

Changes of Directors' information which are required to be disclosed pursuant to Rule 13.51B(1) of the Listing Rules are set out below.

### Mr. Zeng Junkai

- resigned as a non-executive Director of the Company, the chairman of the Board, the chairman of the nomination committee and a member of the audit committee of the Board and has ceased to act as an authorised representative of the Company with effect from 14 January 2026.

### Mr. Jia Hongbo

- appointed as an executive Director, the Chairman of the Board, the chairman of the Nomination Committee and the Authorised Representative with effect from 14 January 2026.

### Mr. Hu Chunhuang

- resigned as the chief financial officer of the Company with effect from 10 February 2026.

## 董事及行政總裁資料的變動

根據上市規則第13.51B(1)條規定須予披露的董事資料變動載列如下。

### 曾俊凱先生

- 已辭任本公司非執行董事、董事會主席、董事會提名委員會主席及審核委員會成員，且不再擔任本公司授權代表，自2026年1月14日起生效。

### 賈洪波先生

- 獲委任為執行董事、董事會主席、提名委員會主席及授權代表，自2026年1月14日起生效。

### 胡春煌先生

- 已辭任本公司首席財務官，自2026年2月10日起生效。

## DIVIDEND POLICY

The Company has adopted a dividend policy (the “**Dividend Policy**”), pursuant to which the Board has absolute discretion in determining whether to pay dividend, subject to the approval of the Shareholders (if applicable). The Dividend Policy aims to enable the Shareholders to participate in the profits of the Company and for the Company to retain adequate liquidity for grasping future growth opportunities. In determining whether to recommend a declaration of dividend and the amount of dividend to be paid, the Board will evaluate the Company’s earnings, cash flow, financial condition, capital requirements, prevailing economic conditions, future prospects and any other factors that the Directors deem relevant. The Board may pay dividend as appeared to the Board to be justified by the profits of the Company. The Board may also from time to time pay interim dividend or special dividend. The Board will review the Dividend Policy from time to time and may make appropriate changes if considered necessary.

## AUDITOR’S REMUNERATION

For the year ended 31 December 2025, the fee paid/payable to the external auditor of the Company in respect of audit services and non-audit services is set out as follows:

## 股息政策

本公司已採納股息政策(「**股息政策**」)，據此，董事會可全權決定是否派付股息，惟須經股東批准(如適用)。股息政策旨在使股東分享本公司溢利，同時保留本公司的流動資金以把握未來增長機遇。在決定是否建議宣派股息及將予派付的股息數額時，董事會將評估本公司的盈利、現金流量、財務狀況、資本需求、當前經濟狀況、未來前景及董事認為相關的任何其他因素。董事會可派付彼等認為就本公司的溢利而言屬合理的股息。董事會亦可不時派付中期股息或特別股息。董事會將不時檢討股息政策並可能於必要時作出適當變動。

## 核數師酬金

截至2025年12月31日止年度，就審核服務及非審核服務向本公司外聘核數師支付／應付的費用載列如下：

	<b>Year ended 31 December 2025 截至2025年 12月31日止年度 RMB million 人民幣百萬元</b>
Audit and related service	0.81
Non-audit service	-

## RESPONSIBILITY STATEMENT OF DIRECTORS ON FINANCIAL REPORTS

The following statement, which sets out the responsibilities of the Directors regarding financial statements, should be read in conjunction with, but understood separately from, the auditor's statement of their responsibilities as set out in the Independent Auditor's Report contained in this annual report.

The Directors acknowledge that they are responsible for preparing financial statements of the Company that truly represent the operating results of the Company for each financial year. To the best knowledge of the directors, there was no material event or condition during the Reporting Period that might have a material adverse effect on the continuing operation of the Company.

The Directors acknowledge their responsibilities for preparing all information and representations contained in the consolidated financial statements of the Company for the year ended 31 December 2025 which give a true and fair view of the state of affairs of the Company and of the results and cash flow for the relevant period. The Directors consider that the consolidated financial statements of the Company for the year ended 31 December 2025 have been prepared in conformity with all applicable accounting standards and requirements and reflect amounts that are based on the best estimates and reasonable, informed and prudent judgment of the Board and the management. The Directors are not aware of any material uncertainties relating to events or conditions which may cast significant doubt upon the Company's ability to continue as a going concern. Accordingly, the Directors have prepared the financial statements of the Company on a going concern basis. The statements of the auditor of the Company about its reporting responsibility on the consolidated financial statements of the Company is set out in the section headed "Independent Auditor's Report" in this annual report.

## 董事關於財務報告的責任聲明

以下所載的董事對財務報表的責任聲明，應與本年報中獨立核數師報告內的審計師責任聲明一併閱讀。兩者的責任聲明應分別獨立理解。

董事確認其有責任為每一財政年度編製能真實反映本公司經營成果的財務報表。就董事所知，於報告期內，並無任何可能對本公司的持續經營產生重大不利影響的重大事件或情況。

董事知悉彼等有責任編製本公司截至2025年12月31日止年度的綜合財務報表所載的所有資料及陳述，當中就本公司於相關期間的狀況、業績及現金流量作出真實公允的意見。董事認為本公司截至2025年12月31日止年度的綜合財務報表已根據所有適用會計準則及規定編製，且金額反映董事會及管理層的最佳估計及合理、知情及謹慎判斷。董事並不知悉有關可能對本公司持續經營能力構成重大疑問的事件或情況的任何重大不確定性。因此，董事已按照持續經營基準編製本公司的財務報表。本公司的核數師對本公司綜合財務報表的匯報責任的聲明載於本年報「獨立核數師報告」一節。

## RISK MANAGEMENT AND INTERNAL CONTROL

### Risk Management

The Board is responsible for the risk management and internal control systems of the Company and for reviewing their effectiveness.

The Company recognizes that risk management is critical to the success of any property management companies in the PRC. Key operational risks that the Company face include changes in general market conditions and the regulatory environment of the PRC property management market, local economic environment, expansion risks relating to entering into new cities or geographic regions, ability to timely complete our projects with sound quality, available financing to support our growth, competition from other property management companies and our ability to promote and serve the property owners in a timely fashion.

In order to meet these challenges, the Company has adopted, a series of internal control policies, procedures and plans that are designed to reasonably assure effective and efficient operations, reliable financial reporting and compliance with applicable laws and regulations.

In order to ensure the effective implementation of such internal control policies, the Company has adopted various on-going measures, including the following:

- The Board is responsible and has general powers over the management and conduct of the business of the Group. Any significant business decision involving material risks are reviewed, analyzed and approved at the Board level to ensure a thorough examination of the associated risks at our highest corporate governance body.
- The Executive President is responsible for the Board regarding the effectiveness of comprehensive risk management, which in turn is accountable to the general meetings of the Company. The Executive President is able to authorize relevant department leaders who take charge of the establishment and daily operation of the risk management systems.

## 風險管理及內部監控

### 風險管理

董事會負責本公司的風險管理及內部監控系統，並檢討其有效性。

本公司深明風險管理對中國的任何物業管理公司的成功至關重要。本公司面臨的主要經營風險包括整體市場情況的變化、中國物業管理市場的監管環境變動、當地經濟環境、進入新城市或地區的擴張風險、及時優質完成我們項目的能力、支持我們發展的可用融資、來自其他物業管理公司的競爭，以及我們推廣和及時服務業主的能力。

為迎接這些挑戰，本公司已經採納一系列內部監控政策、程序及計劃，旨在合理保證有效和高效的經營、可靠的財務報告，並遵守適用的法律法規。

為確保有效落實該等內部監控政策，本公司已持續採納多項措施，其中包括下列各項：

- 董事會對本集團業務的管理和經營負責並擁有一般權力。任何涉及重大風險的重大業務決策，都會在董事會層面進行審議、分析及批准，以確保在本公司最高治理機構對相關風險進行徹底審查。
- 執行總裁就全面風險管理的有效性對董事會負責，而董事會對本公司股東大會負責。執行總裁能夠授權相關部門領導負責風險管理系統的建立和日常運作。

- The risk management department of the Company is responsible for proposing risk management strategies, formulating rules and regulations on risk management, preparing annual risk management assessments and reports, guiding all departments and subsidiaries on relevant tasks, and conducting risk management trainings. It is also in charge of designing a comprehensive risk management evaluation system, and supervising the implementation of risk management measures.
- Each of functional departments and subsidiaries of the Company is in charge of the daily business operations and risk monitoring, and is responsible for the supervision of the respective fields of operations on a daily basis as well as the supervision and approval of any material business decisions of the city and project companies of the Group.
- 本公司的風控部負責起草風險管理戰略，制定有關風險管理的規則和條例，編製年度風險管理評估和報告，指導各部門和附屬公司完成相關任務，並進行風險管理培訓。其亦負責設計全面的風險管理評估體系，監督風險管理措施的實施。
- 本公司各個職能部門和附屬公司負責日常業務操作和風險監控，並負責對各自業務領域的日常監督以及對本市和本集團項目公司的任何重大業務決策的監督和批准。

### Internal Control

The internal control system of the Company is designed to provide reasonable and adequate assurance for effective and efficient operations, reliable financial reporting and compliance with applicable laws and regulations.

Our internal control system covers all major aspects of our operations. To effectively implement such processes, the Company has a set of comprehensive policies and guidelines which set out details regarding the internal control standards, segregation of responsibilities, approval procedures and personnel accountability in each aspect. The Company also carries out regular internal assessments and training to ensure our employees are equipped with sufficient knowledge on such policies and guidelines.

The risk management and internal control system of the Company are designed to manage rather than eliminate the risk of failure to achieve business objectives, and can only provide reasonable and not absolute assurance against material misstatement or loss. The Board is responsible for the risk management and internal control systems and conducts annual review on its effectiveness. After review, the Board considers that the risk management and internal control systems of the Company are effective and adequate.

### 內部監控

本公司的內部監控系統旨在於實現有效及高效經營、可靠財務匯報及遵守適用法律法規方面提供合理適當保證。

內部監控系統涵蓋經營的各個重大方面，為有效落實該等程序，本公司已建立一套全面政策及指引，其中載列有關內部監控準則、職責劃分、審批程序及人員問責的各方面詳情。本公司亦定期進行內部評估及提供培訓，確保僱員充分了解相關政策及指引。

本公司的風險管理及內部監控系統旨在管理而非消除未能達成業務目標的風險，而且只能就不會有重大的失實陳述或損失作出合理而非絕對的保證。董事會對本公司的風險管理及內部監控系統負責，並對其有效性進行了年度審核。經檢討，董事會認為本公司的風險管理和內部監控系統充分有效。

## Anti-Corruption and Whistle-blowing Policy

### Business Ethics

The Company is committed to preventing and creating a corruption-free and transparent working atmosphere. The Group strictly complies with laws and regulations including the Anti-Money Laundering Law of the People's Republic of China, the Anti-Unfair Competition Law of the People's Republic of China and the Interim Regulations Concerning the Prohibition of Commercial Briberies. The Company has devised and implemented anti-corruption policies and systems including the Redsun Group's System of Declaration of Conflict of Interests (弘陽集團利益衝突申報制度) and the List of Prohibited Acts and Behaviors of Corruption (員工禁止舞弊行為列示一覽表), which set out specific procedures for handling declarations of conflicts of interests. The Group has also organized various activities including seminars on anti-corruption laws and case studies to promote and raise staff awareness regarding anti-corruption.

The Group sets up report channels to encourage employees and parties dealing with the Company to raise concerns about suspected misconduct, malpractice or irregularities in confidence. The Group has in place relevant policies and filing channels including Hong Yang's Rules for Administering Complaints and Whistle-blowing (弘陽投訴舉報管理辦法) and its official WeChat account for filing complaints and whistle-blowing, customer service hotline and mailboxes.

The Group will keep the identity of the whistle-blower confidential, and has policies in place to protect whistle-blowers from retaliation.

In terms of procedures for complaining and whistle blowing, whistleblower should first reflect to the management department with the corresponding function or to the risk control centre if the aforementioned reporting channel is not available. Reported cases will be thoroughly investigated and any acts of corruption or mismanagement verified will be duly handled according to the seriousness and the specific situation of the respective cases.

## 反貪污及舉報政策

### 商業道德

本公司致力於打擊貪污並打造廉潔、透明的工作氛圍。本集團嚴格遵守《中華人民共和國反洗錢法》、《中華人民共和國反不正當競爭法》及《關於禁止商業賄賂行為的暫行規定》等法律法規。本公司已制定並實施反貪污政策及系統，包括《弘陽集團利益衝突申報制度》和《員工禁止舞弊行為列示一覽表》，明確利益衝突申報處理方法。本集團亦已舉行多個活動就反貪污進行宣傳並提高員工意識，包括有關反貪污法律的研討會及個案研究。

本集團設立舉報渠道，以鼓勵僱員及與本公司進行交易的各方在保密的情況下就疑似不當行為、瀆職或違規行為提出關注。本集團已制定相關政策及舉報渠道，包括《弘陽投訴舉報管理辦法》和官方投訴舉報微信號、客服熱線及郵箱。

本集團將對舉報人的身份進行保密，並已制定政策以保障舉報人免受打擊報復。

對於投訴舉報流程，舉報人應先向有對應職能的管理部門進行反映或於上述舉報渠道不可用時向風控中心舉報。所報個案將經徹底調查，而對於查實存在舞弊或管理缺失的行為將根據相應個案的情節輕重及具體情況進行嚴肅處理。

### Information Disclosure

The Company discloses information in compliance with the Listing Rules and other applicable laws, and publishes periodic reports and announcements to the public in accordance with relevant laws and regulations. In particular, the Company has put in place a robust framework for the disclosure of inside information in compliance with the SFO. The framework sets out the procedures and internal controls for the handling and dissemination of inside information in a timely manner so as to allow all the stakeholders to apprehend the latest position of the Company. The framework and its effectiveness are subject to review by the Board on a regular basis.

### Internal Audit

The Company has an internal audit function. The primary role of the internal audit function is to help the Board and the senior management of the Company to protect the assets, reputation and sustainability of the Company. The internal audit function provides independent and objective assurance as to whether the design and operational effectiveness of the Company's framework of risk management, control and governance processes, as designed and represented by the Company's management, is adequate. The internal audit function of the Company is independent of the risk management and internal control systems of the Company.

Results of audit work together with an assessment of the overall risk management and control framework are reported to the Audit Committee as appropriate. The internal audit function also reviews the Company's management's action plans in relation to audit findings and verifies the adequacy and effectiveness of the mitigating controls before formally closing the issue.

### 資料披露

本公司按照上市規則及其他適用法律向公眾披露資料及根據相關法律法規定期刊發報告及公告。尤其是，本公司已根據證券及期貨條例就披露內幕消息建立健全框架。該框架載列及時處理及發佈內幕消息的程序及內部監控，以令持份者了解本公司的最新情況。董事會定期檢討該框架及其效用。

### 內部審核

本公司設有內部審核職能。內部審核職能的主要職責為協助董事會及本公司高級管理層保障本公司財產、聲譽及可持續發展。內部審核職能就本公司管理層所制訂及陳述的本公司風險管理、監控及管治程序框架的設計及運行成效是否足夠提供獨立客觀的核證。本公司的內部審核職能獨立於本公司的風險管理及內部監控制度。

審核工作結果及對整體風險管理及監控框架的評估結果在適當情況下向審核委員會呈報。在正式確認審核所發現問題整改完畢之前，內部審核職能亦負責檢討本公司管理層就審核所發現問題提出的整改計劃並核實緩減措施的充足性及有效性。

### Company Secretary

Mr. Jia Hongbo has been appointed as a joint company secretary of the Company with effect from 29 May 2024. The Company has engaged Acclime Corporate Services Limited, external service provider, and Ms. Chan Charmayne has been appointed as the joint company secretary of the Company with effect from 30 September 2024. Her primary contact person at the Company is Mr. Jia Hongbo, a joint company secretary of the Company.

The joint company secretaries of the Company attended sufficient professional training as required under the Listing Rules for the year ended 31 December 2025 to update their skills and knowledge.

### Shareholders

#### *Communication with Shareholders and Investors*

The Company is committed to pursue active dialogue with Shareholders as well as to provide timely disclosure of information concerning the Company's material developments to its Shareholders, investors and other stakeholders.

The Company has adopted a shareholders' communication policy (the "**Shareholders' Communication Policy**") which aims to ensure transparent, accurate and open communication with Shareholders to ensure that Shareholders' views and concerns are properly addressed and will be reviewed annually to ensure its effectiveness. The Board has reviewed the Shareholders' Communication Policy for the year ended 31 December 2025 and is of the view that the Policy is effective and adequately implemented.

### 公司秘書

賈洪波先生已獲委任為本公司一名聯席公司秘書，自2024年5月29日起生效。本公司已委聘凱晉企業服務有限公司為外部服務供應商，而陳焯燊女士已獲委任為本公司的聯席公司秘書，自2024年9月30日起生效。其於本公司的主要聯絡人為本公司一名聯席公司秘書賈洪波先生。

截至2025年12月31日止年度，本公司聯席公司秘書已接受上市規則所規定的充足專業培訓，以增進彼等技能及知識。

### 股東

#### *與股東及投資者的溝通*

本公司致力與股東保持良好溝通，並及時向股東、投資者及其他持份者披露本公司的重大發展情況的資料。

本公司已採納股東通訊政策（「**股東通訊政策**」），旨在確保與股東保持透明、準確及公開溝通以確保妥善處理股東的意見及關注事項，並將每年定期檢討以確保其有效性。董事會已檢討截至2025年12月31日止年度的股東通訊政策，並認為該政策有效並已充分實施。

Annual general meeting of the Company serves as an effective forum for communication between the Shareholders and the Board. Notice of annual general meeting together with the meeting materials will be despatched to all Shareholders not less than 21 days and not less than 20 clear business days before the annual general meeting. As one of the measures to safeguard the Shareholders' interests and rights, separate resolutions will be proposed at general meetings on each substantial issue, including the election of individual Directors, for Shareholders' consideration and voting. In addition, the Company regards annual general meeting as an important event, and all Directors, the chairmen of all Board Committees, senior management and external auditor will attend the annual general meeting of the Company to address Shareholders' inquiries. If the chairmen of the Board or each Board Committee fail to attend the meeting, then other members of each Board Committee will be invited to attend the annual general meeting and answer Shareholders' inquiries thereat. All resolutions proposed at general meetings will be voted by poll. The voting results will be posted on the websites of the Stock Exchange ([www.hkexnews.hk](http://www.hkexnews.hk)) and the Company ([www.rsunservice.hk](http://www.rsunservice.hk)) on the same day of the relevant general meetings.

To promote effective communication, the Company maintains a website ([www.rsunservice.hk](http://www.rsunservice.hk)), where the latest information and updates on its business operation and development, corporate governance practice, contact information of investor relations and other information are published for the public's access.

#### *Procedures for Shareholders to Convene an Extraordinary General Meeting*

In accordance with article 64 of the articles of association of the Company, any one or more Shareholders holding at the date of deposit of the requisition not less than one-tenth of the paid up capital of the Company carrying the right of voting at the general meetings of the Company shall at all times have the rights, by written requisition to the Board or the company secretary of the Company, to require an extraordinary general meeting to be called by the Board for the transaction of any business specified in such requisition; and such meeting shall be held within two months after the deposit of such requisition. If within 21 days of such deposit the Board fails to process to convene such meeting, the requisitionist(s) himself (themselves) may do so in the same manner, and all reasonable expenses incurred by the requisitionist(s) as a result of the failure of the Board shall be reimbursed to the requisitionist(s) by the Company.

本公司的股東週年大會為股東與董事會的有效溝通平台。股東週年大會通告連同會議材料均於股東週年大會前不少於21天及不少於20個完整營業日前向全體股東寄發。作為保障股東利益及權利措施之一，本公司將於股東大會上就各重大事宜提呈決議案，包括選舉個別董事，以讓股東考慮及投票。此外，本公司視股東週年大會為重大事件，故全體董事、所有董事委員會主席、高級管理層及外聘核數師將出席本公司的股東週年大會，以解答股東的疑問。倘董事會主席或各董事委員會主席無法出席會議，則各董事委員會的其他成員將受邀參加股東週年大會，並解答股東的疑問。於股東大會提呈的所有決議案將以投票形式進行投票。投票結果將於相關股東大會當日刊登於聯交所網站([www.hkexnews.hk](http://www.hkexnews.hk))及本公司網站([www.rsunservice.hk](http://www.rsunservice.hk))。

為促進有效溝通，本公司設有網站([www.rsunservice.hk](http://www.rsunservice.hk))，刊發有關業務營運及發展、企業管治常規的最新消息及更新情況、投資者關係聯絡資料及其他資料，以供公眾查閱。

#### *股東召開股東特別大會的程序*

根據本公司組織章程細則第64條，任何一名或多名於提請要求當日持有不少於本公司繳足股本(賦予權利在本公司股東大會上投票)十分之一的股東，可隨時向董事會或本公司公司秘書發出書面要求，要求董事會召開股東特別大會，以處理有關要求所指明的任何事項，且有關大會須於提請該要求後兩個月內舉行。倘提請後21天內董事會未有召開大會，則提請人可自行以相同方式召開大會，而本公司須向提請人補償提請人因董事會未能召開大會而產生的所有合理開支。

### Procedures for Putting Forward Proposals at General Meetings

There are no provisions allowing Shareholders to propose new resolutions at the general meetings under the articles of association of the Company and the Cayman Islands Companies Law. However, Shareholders who wish to propose resolutions may follow article 64 of the articles of association of the Company for requisitioning an extraordinary general meeting and including a resolution at such meeting. The requirements and procedures of article 64 are set out above.

Shareholders may at any time lodge the aforesaid requisition to the Board in writing at the Company's principal place of business in Hong Kong at Room 2612, 26th Floor, China Merchants Tower, Shun Tak Centre, Sheung Wan, Hong Kong.

### Procedures for Directing Shareholders' Enquiries to the Board

Shareholders may at any time send their enquiries and concerns to the Board in writing through the investor relations, whose contact details are as follows:

Address: Room 2612, 26th Floor, China Merchants Tower, Shun Tak Centre, Sheung Wan, Hong Kong

Email: rsuntouzizhe@rsun.com

### Memorandum and Articles of Association

During the Relevant Period, there has not been any change in the Company's memorandum and articles of association.

On behalf of the Board  
**Redsun Services Group Limited**  
**Jia Hongbo**  
Chairman

Hong Kong, 24 March 2026

### 於股東大會提呈決議案的程序

本公司組織章程細則及開曼群島公司法並無條文批准股東於股東大會上提呈新決議案。然而，有意提呈決議案的股東可按本公司組織章程細則第64條要求召開股東特別大會並於該會議上提呈決議案。細則第64條的要求及程序載於上文。

股東可隨時以書面形式將上述要求發送至本公司香港主要營業地點(地址為香港上環信德中心招商局大廈26樓2612室)，以提交董事會。

### 股東向董事會作出查詢的程序

股東可隨時透過投資者關係以書面形式向董事會寄發其查詢及關注事宜，其聯絡詳情載列如下：

地址：香港上環信德中心招商局大廈26樓2612室

電子郵件：rsuntouzizhe@rsun.com

### 組織章程大綱及細則

於相關期間，本公司的組織章程大綱及細則概無任何變動。

代表董事會  
**弘陽服務集團有限公司**  
**賈洪波**  
主席

香港，2026年3月24日



**CCTH CPA LIMITED**  
**中正天恆會計師有限公司**

**To the shareholders of Redsun Services Group Limited**  
(Incorporated in the Cayman Islands with limited liability)

**OPINION**

We have audited the consolidated financial statements of Redsun Services Group Limited (the "Company") and its subsidiaries (the "Group") set out on pages 123 to 243, which comprise the consolidated statement of financial position as at 31 December 2025, and the consolidated statement of profit or loss and other comprehensive income, the consolidated statement of changes in equity and the consolidated statement of cash flows for the year then ended, and notes to the consolidated financial statements, including material accounting policy information.

In our opinion, the consolidated financial statements give a true and fair view of the consolidated financial position of the Group as at 31 December 2025, and of its consolidated financial performance and its consolidated cash flows for the year then ended in accordance with International Financial Reporting Standards ("IFRS Accounting Standards") issued by the International Accounting Standards Board (the "IASB") and have been properly prepared in compliance with the disclosure requirements of the Hong Kong Companies Ordinance.

**BASIS FOR OPINION**

We conducted our audit in accordance with Hong Kong Standards on Auditing ("HKASAs") issued by the Hong Kong Institute of Certified Public Accountants ("HKICPA"). Our responsibilities under those standards are further described in the *Auditor's responsibilities for the audit of the consolidated financial statements* section of our report. We are independent of the Group in accordance with the HKICPA's *Code of Ethics for Professional Accountants* (the "Code"), and we have fulfilled our other ethical responsibilities in accordance with the Code. We believe that the audit evidence we have obtained is sufficient and appropriate to provide a basis for our opinion.

**致弘陽服務集團有限公司股東**  
(於開曼群島註冊成立的有限公司)

**意見**

我們已審核列載於第123頁至第243頁的弘陽服務集團有限公司(「貴公司」)及其附屬公司(「貴集團」)的綜合財務報表，此綜合財務報表包括於2025年12月31日的綜合財務狀況表與截至該日止年度的綜合損益及其他全面收入表、綜合權益變動表及綜合現金流量表，以及綜合財務報表附註，包括重要會計政策資料。

我們認為，該等綜合財務報表已根據國際會計準則理事會(「國際會計準則理事會」)頒佈的國際財務報告準則(「國際財務報告準則會計準則」)真實而中肯地反映了貴集團於2025年12月31日的綜合財務狀況及截至該日止年度的綜合財務表現及綜合現金流量，並已遵照香港公司條例的披露規定妥為擬備。

**意見的基礎**

我們已根據香港會計師公會(「香港會計師公會」)頒佈的香港審核準則(「香港審核準則」)進行審核。我們在該等準則下承擔的責任已在本報告核數師就審核綜合財務報表須承擔的責任部分中作進一步闡述。根據香港會計師公會頒佈的專業會計師道德守則(「守則」)，我們獨立於貴集團，並已履行守則中的其他專業道德責任。我們相信，我們所獲得的審核憑證能充足及適當地為我們的審核意見提供基礎。

## KEY AUDIT MATTERS

Key audit matters are those matters that, in our professional judgement, were of most significance in our audit of the consolidated financial statements of the current period. These matters were addressed in the context of our audit of the consolidated financial statements as a whole, and in forming our opinion thereon, and we do not provide a separate opinion on these matters.

### Key audit matter

#### 關鍵審核事項

*Goodwill and other intangible assets impairment assessment*  
商譽及其他無形資產減值評估

As at 31 December 2025, the Group had goodwill and other intangible assets of approximately RMB156,048,000 and RMB43,073,000 in relation to the Group's acquisition of businesses.

於2025年12月31日，貴集團與其業務收購有關的商譽及其他無形資產約為人民幣156,048,000元及人民幣43,073,000元。

We identified impairment assessment of goodwill and other intangible assets as a key audit matter due to significance of the balances to the consolidated financial statements as a whole, combined with the significant degree of estimations made by the management of the Group associated with the recoverable amounts of the cash-generating units to which goodwill and other intangible assets have been allocated.

我們已識別商譽及其他無形資產減值評估為關鍵審核事項，原因為結餘對綜合財務報表之整體重要性，加上貴集團管理層就獲分配商譽及其他無形資產之現金產生單位可收回金額作出重大程度估計。

## 關鍵審核事項

關鍵審核事項是根據我們的專業判斷，認為對本期間綜合財務報表的審核最為重要的事項。這些事項是在對綜合財務報表整體進行審核並形成意見的背景下進行處理的，我們不對這些事項提供單獨的意見。

### How our audit addressed the key audit matter

#### 我們審核時如何處理關鍵審核事項

Our procedures in relation to the impairment assessment of goodwill and other intangible assets included:

我們就商譽及其他無形資產減值評估之程序包括：

- Discussing with the management to understand the management process and the key controls in impairment assessment of goodwill and other intangible assets and the key estimations made by the management in the impairment assessment of goodwill and other intangible assets including the growth rates in revenue, estimated gross profit, estimated profit before tax and pre-tax discount rates;
- 與管理層討論以了解管理層於商譽及其他無形資產減值評估作出的商譽及其他無形資產減值評估及主要估計(包括收益增長率、估計毛利、除稅前估計溢利及稅前貼現率)的管理流程及關鍵控制；
- Evaluating the competency, capabilities and objectivity of the Valuers;
- 評估估值師的才幹、能力及客觀性；

## Key audit matter

### 關鍵審核事項

#### *Goodwill and other intangible assets impairment assessment*

*(Continued)*

#### 商譽及其他無形資產減值評估(續)

As disclosed in Notes 16 and 17 to the consolidated financial statements, the management assessed the impairment of goodwill and other intangible assets by estimation of recoverable amount of the cash generating unit (or group of cash-generating units) to which goodwill and other intangible assets has been allocated which is the higher of the value in-use ("VIU") and fair value less costs of disposal. The VIU calculation requires the Group to estimate the future cash flows expected to arise from the cash-generating unit (or group of cash-generating units) and a suitable discount rate. The Group engages independent valuers (the "Valuers") to assist the estimation. Key estimates involved in the preparation of cash flow projections for the period covered by the approved financial budgets include the growth rates in revenue, estimated gross profit, estimated profit before tax and pre-tax discount rates.

誠如綜合財務報表附註16及17所披露，管理層透過估計已獲分配商譽及其他無形資產的現金產生單位(或現金產生單位組別)的可收回金額(為使用價值(「使用價值」)與公平值減出售成本的較高者)評估商譽及其他無形資產減值。使用價值計算要求貴集團估計現金產生單位(或現金產生單位組別)預期產生的未來現金流量及合適的貼現率。貴集團聘請獨立估值師(「估值師」)協助估計。編製核准財務預算涵蓋期間現金流量預測所涉及的主要估計包括收益增長率、估計毛利、除稅前估計溢利及稅前貼現率。

As disclosed in Notes 16 and 17 to the consolidated financial statements, the carrying amount of goodwill and other intangible assets were RMB156,048,000 and RMB43,073,000 respectively as at 31 December 2025 and impairment loss of RMB19,002,000 and RMB186,000 were recognised respectively during the year ended 31 December 2025.

誠如綜合財務報表附註16及17所披露，於2025年12月31日，商譽及其他無形資產的賬面值為人民幣156,048,000元及人民幣43,073,000元，截至2025年12月31日止年度，分別確認了人民幣19,002,000元及人民幣186,000元減值虧損。

## How our audit addressed the key audit matter

### 我們審核時如何處理關鍵審核事項

- Evaluating the reasonableness of the growth rates in revenue, estimated gross profit and estimated profit before tax, with reference to the historical financial performance; 經參考過往財務表現，評估收益增長率、估計毛利及除稅前估計溢利的合理性；
- Evaluating the appropriateness of pre-tax discount rates applied in the forecast by comparing them to economic and industry data; 透過將預測應用之稅前貼現率與經濟及行業數據進行比較，評估其是否合適；
- Checking the mathematical accuracy of the VIU calculations; 核查使用價值計算的算術準確性；
- Evaluating the reasonableness of the financial budgets approved by the management by comparing the actual results of the cash-generating unit (or group of cash-generating units) to the previously forecasted results used in the impairment assessment of goodwill and other intangible assets; and 透過將現金產生單位(或一組現金產生單位)之實際結果與商譽及其他無形資產減值評估所用先前預測結果進行比較，評估管理層批准之財務預算的合理性；及
- Assessed the adequacy of the disclosure related to impairment assessment of goodwill and other intangible assets. 評估有關商譽及其他無形資產減值評估披露的準確性。

## Key audit matter

### 關鍵審核事項

*Provision for expected credit losses ("ECL") on trade receivables and amounts due from related companies*

貿易應收款項及應收關聯公司款項的預期信貸虧損(「預期信貸虧損」)撥備

We identified the estimated provision of ECL of trade receivables and trade nature's amounts due from related companies as a key audit matter due to the significant management estimates involved in assessing the recoverability of trade receivables and amounts due from related companies.

我們將貿易應收款項及貿易性質的應收關聯公司款項的預期信貸虧損之預計撥備確定為關鍵審核事項，乃由於評估貿易應收款項及應收關聯公司款項可收回性涉及之重大管理層判斷。

As disclosed in Note 4 to the consolidated financial statements, the management used provision matrix to calculate the ECL of trade receivables and amounts due from related companies and the provision rates are based on groupings of various debtors by their aging, which are considered of similar loss patterns, and taken into consideration the historical default rates and the forward-looking information.

誠如綜合財務報表附註4所披露，管理層使用撥備矩陣計算貿易應收款項及應收關聯公司款項的預期信貸虧損，而撥備率乃根據各債務人按賬齡分類釐定，乃認為其具類似虧損模式並考慮到過往違約率及前瞻性資料。

As disclosed in Notes 20 and 35 to the consolidated financial statements, the carrying amount of trade receivables and amounts due from related companies are RMB291,248,000 and RMB253,616,000 respectively as at 31 December 2025, after net off the impairment loss of RMB62,205,000 and RMB281,991,000 respectively, and allowance for credit losses of RMB42,405,000 and RMB111,715,000 respectively were recognised in profit or loss for the year ended 31 December 2025.

誠如綜合財務報表附註20及35所披露，於2025年12月31日，貿易應收款項及應收關聯公司款項的賬面值分別為人民幣291,248,000元及人民幣253,616,000元，而截至2025年12月31日止年度，分別扣除減值虧損人民幣62,205,000元及人民幣281,991,000元及信貸虧損撥備人民幣42,405,000元及人民幣111,715,000元於損益中確認。

## How our audit addressed the key audit matter

### 我們審核時如何處理關鍵審核事項

Our procedures in relation to the estimated provision of ECL of trade receivables and amounts due from related companies included:

我們就貿易應收款項及應收關聯公司款項的預期信貸虧損估計撥備之程序包括：

- Obtaining an understanding of the management process and the key controls in ECL assessment and assumptions made in determining the default rates for ECL assessment of receivables using provision matrix and evaluating the reasonableness of any quantitative, qualitative and forward-looking information incorporated by the management;
- 瞭解預期信貸虧損評估中的管理流程及主要控制，以及使用撥備矩陣釐定應收賬款預期信貸虧損評估的違約率及評估管理層所納入任何定量、定性及前瞻性資料的合理性時作出的假設；
- Testing the information used by the management to develop the provision matrix, on a sample basis, to the source documents;
- 抽樣測試管理層使用的資料，以開發源文件的撥備矩陣；
- Evaluating the appropriateness of the expected loss rates applied by reference to the historical default rates;
- 經參考過往違約率，評估應用的預期虧損率的合理性；
- Checking the mathematical accuracy of the ECL calculations;
- 檢查預期信貸虧損計算的數學準確率；
- Evaluating the reasonableness of forward looking information used by the management by reference to available market information; and
- 評估管理層參考可供使用市場資料所用的前瞻性資料的合理性；及
- Assessed the adequacy of the disclosures related to ECL on trade receivables and amounts due from related companies.
- 評估有關貿易應收款項及應收關聯公司款項的預期信貸虧損披露的準確性。

## OTHER INFORMATION

The directors of the Company are responsible for the other information. The other information comprises the information included in the annual report, but does not include the consolidated financial statements and our auditor's report thereon.

Our opinion on the consolidated financial statements does not cover the other information and we do not express any form of assurance conclusion thereon.

In connection with our audit of the consolidated financial statements, our responsibility is to read the other information and, in doing so, consider whether the other information is materially inconsistent with the consolidated financial statements or our knowledge obtained in the audit or otherwise appears to be materially misstated. If, based on the work we have performed, we conclude that there is a material misstatement of this other information, we are required to report that fact. We have nothing to report in this regard.

## RESPONSIBILITIES OF THE DIRECTORS AND THOSE CHARGED WITH GOVERNANCE FOR THE CONSOLIDATED FINANCIAL STATEMENTS

The directors of the Company are responsible for the preparation of the consolidated financial statements that give a true and fair view in accordance with IFRS Accounting Standards issued by the IASB and the disclosure requirements of the Hong Kong Companies Ordinance, and for such internal control as the directors determine is necessary to enable the preparation of consolidated financial statements that are free from material misstatement, whether due to fraud or error.

In preparing the consolidated financial statements, the directors of the Company are responsible for assessing the Group's ability to continue as a going concern, disclosing, as applicable, matters related to going concern and using the going concern basis of accounting unless the directors of the Company either intend to liquidate the Group or to cease operations or have no realistic alternative but to do so.

Those charge with governance are responsible for overseeing the Group's financial reporting process.

## 其他資料

貴公司董事須對其他資料承擔責任。其他資料包括載於年報的資料，惟不包括綜合財務報表及我們的核數師報告。

我們對綜合財務報表作出的意見並無涵蓋其他資料，而我們不會對其他資料發表任何形式的核證結論。

就我們審核綜合財務報表而言，我們的責任為閱讀其他資料，從而考慮其他資料是否與綜合財務報表或我們在審核過程中獲悉的資料存在重大不符，或似乎存在重大錯誤陳述。倘若我們基於已進行的工作認為其他資料出現重大錯誤陳述，我們須報告有關事實。就此，我們毋須作出報告。

## 董事及負責管治的人員就綜合財務報表須承擔的責任

貴公司董事須負責根據國際會計準則理事會頒佈的國際財務報告準則會計準則及香港公司條例的披露規定，編製真實而公平地反映情況的綜合財務報表，並進行董事釐定對編製綜合財務報表屬必要的有關內部監控，以使該等綜合財務報表不存在由於欺詐或錯誤而導致的重大錯誤陳述。

在編製綜合財務報表時，貴公司董事須負責評估貴集團持續經營的能力，並披露與持續經營有關的事項(如適用)。除非貴公司董事擬將貴集團清盤或停止營運，或除此之外並無其他實際可行的辦法，否則須採用以持續經營為基礎的會計法。

負責管治的人員負責監督貴集團財務報告程序。

## AUDITOR'S RESPONSIBILITIES FOR THE AUDIT OF THE CONSOLIDATED FINANCIAL STATEMENTS

Our objectives are to obtain reasonable assurance about whether the consolidated financial statements as a whole are free from material misstatement, whether due to fraud or error, and to issue an auditor's report that includes our opinion. Solely to you, as a body, in accordance with our agreed terms of agreement and for no other purpose. We do not assume responsibility towards or accept liability to any other person for the contents of this report.

Reasonable assurance is a high level of assurance, but is not a guarantee that an audit conducted in accordance with HKSA's will always detect a material misstatement when it exists. Misstatements can arise from fraud or error and are considered material if, individually or in the aggregate, they could reasonably be expected to influence the economic decisions of users taken on the basis of these consolidated financial statements.

As part of an audit in accordance with HKSA's, we exercise professional judgement and maintain professional scepticism throughout the audit. We also:

- Identify and assess the risks of material misstatement of the consolidated financial statements, whether due to fraud or error, design and perform audit procedures responsive to those risks, and obtain audit evidence that is sufficient and appropriate to provide a basis for our opinion. The risk of not detecting a material misstatement resulting from fraud is higher than for one resulting from error, as fraud may involve collusion, forgery, intentional omissions, misrepresentations, or the override of internal control.
- Obtain an understanding of internal control relevant to the audit in order to design audit procedures that are appropriate in the circumstances, but not for the purpose of expressing an opinion on the effectiveness of the Group's internal control.
- Evaluate the appropriateness of accounting policies used and the reasonableness of accounting estimates and related disclosures made by the directors.

## 核數師就審核綜合財務報表須承擔的責任

我們的目標為合理確定此等綜合財務報表整體而言不會存在由於欺詐或錯誤而導致的重大錯誤陳述，並發出載有我們意見的核數師報告。僅根據我們所約定協議條款向全體股東報告，除此以外不可作其他用途。我們概不就本報告的內容對任何其他人士負責或承擔任何責任。

合理確定屬高層次的核證，惟根據香港審核準則進行的審核工作不能保證總能察覺所存在的重大錯誤陳述。錯誤陳述可因欺詐或錯誤產生，倘個別或整體在合理預期情況下可影響使用者根據綜合財務報表作出的經濟決定時，則被視為重大錯誤陳述。

在根據香港審核準則進行審核的過程中，我們運用專業判斷，保持專業懷疑態度。我們亦：

- 識別及評估由於欺詐或錯誤而導致綜合財務報表存在重大錯誤陳述的風險、設計及執行審核程序以應對該等風險，以及獲取充足和適當的審核憑證，作為我們意見的基礎。由於欺詐可能涉及串謀、偽造、蓄意遺漏、虛假陳述或凌駕內部監控的情況，因此未能發現因欺詐而導致的重大錯誤陳述的風險高於未能發現因錯誤而導致的重大錯誤陳述的風險。
- 瞭解與審核相關的內部監控，以設計適當的審核程序，惟並非旨在對貴集團內部監控的有效性發表意見。
- 評估董事所採用會計政策的恰當性及作出會計估計和相關披露的合理性。

- Conclude on the appropriateness of the directors' use of the going concern basis of accounting and, based on the audit evidence obtained, whether a material uncertainty exists related to events or conditions that may cast significant doubt on the Group's ability to continue as a going concern. If we conclude that a material uncertainty exists, we are required to draw attention in our auditor's report to the related disclosures in the consolidated financial statements or, if such disclosures are inadequate, to modify our opinion. Our conclusions are based on the audit evidence obtained up to the date of our auditor's report. However, future events or conditions may cause the Group to cease to continue as a going concern.
- Evaluate the overall presentation, structure and content of the consolidated financial statements, including the disclosures, and whether the consolidated financial statements represent the underlying transactions and events in a manner that achieves fair presentation.
- Plan and perform the group audit to obtain sufficient appropriate audit evidence regarding the financial information of the entities or business units within the Group as a basis for forming an opinion on the consolidated financial statements. We are responsible for the direction, supervision and review of the audit work performed for purpose of the group audit. We remain solely responsible for our audit opinion.
- 對董事採用持續經營會計基礎的恰當性作出結論，並根據所獲取的審核憑證，確定是否存在與事項或情況有關的重大不確定性，從而可能導致對貴集團的持續經營能力產生重大疑慮。倘我們認為存在重大不確定性，則有必要在核數師報告中提請使用者注意綜合財務報表中的相關披露。倘有關披露不足，則修訂我們的意見。我們的結論乃基於截至核數師報告日期止所取得的審核憑證而作出。然而，未來事項或情況可能導致貴集團無法持續經營。
- 評估綜合財務報表的整體呈報方式、結構及內容，包括披露資料，以及綜合財務報表是否肯反映相關交易和事項。
- 計劃及執行集團審核，以就貴集團內實體或業務單位的財務資料獲取充足及適當的審核憑證，以便對綜合財務報表發表意見提供基礎。我們負責指示、監督和覆核就集團審核而執行的審核工作。我們就審核意見承擔全部責任。

We communicate with the those charge with governance regarding, among other matters, the planned scope and timing of the audit and significant audit findings, including any significant deficiencies in internal control that we identify during our audit.

我們與負責管治的人員就(其中包括)審核的計劃範圍、時間安排及重大審核發現進行溝通，該等發現包括我們在審核過程中識別的內部監控的任何重大缺失。

We also provide the those charge with governance with a statement that we have complied with relevant ethical requirements regarding independence and to communicate with them all relationships and other matters that may reasonably be thought to bear on our independence, and where applicable, actions taken to eliminate threats or safeguards applied.

我們亦向負責管治的人員作出聲明，指出我們已符合有關獨立性的相關道德要求，並與彼等溝通可能被合理認為會影響我們獨立性的所有關係及其他事宜，以及為消除威脅所採取的行動或防範措施(如適用)。

## INDEPENDENT AUDITOR'S REPORT 獨立核數師報告

From the matters communicated with the Audit Committee, we determine those matters that were of most significance in the audit of the consolidated financial statements of the current period and are therefore the key audit matters. We describe these matters in our auditor's report unless law or regulation precludes public disclosure about the matter or when, in extremely rare circumstances, we determine that a matter should not be communicated in our report because the adverse consequences of doing so would reasonably be expected to outweigh the public interest benefits of such communication.

### **CCTH CPA Limited**

Certified Public Accountants

Shek Man Hei Kimmy

Practising Certificate Number: P07274

Hong Kong

24 March 2026

從與審核委員會溝通的事項中，我們確定對本期綜合財務報表的審核至關重要的事項，因而構成關鍵審核事項。我們在核數師報告中描述該等事項，除非法律或法規不允許公開披露該等事項，或在極端罕見的情況下，倘合理預期在我們報告中溝通某事項造成的負面後果超出產生的公眾利益，則我們決定不應在報告中溝通該事項。

### **中正天恆會計師有限公司**

執業會計師

石汶熿

執業證書編號：P07274

香港

2026年3月24日

# CONSOLIDATED STATEMENT OF PROFIT OR LOSS AND OTHER COMPREHENSIVE INCOME

## 綜合損益及其他全面收入表

Year ended 31 December 2025  
截至2025年12月31日止年度

		Notes 附註	2025 2025年 RMB'000 人民幣千元	2024 2024年 RMB'000 人民幣千元
<b>REVENUE</b>	<b>收益</b>	6	<b>951,437</b>	1,026,678
Cost of services	服務成本		<b>(741,621)</b>	(827,118)
<b>Gross profit</b>	<b>毛利</b>		<b>209,816</b>	199,560
Other income and gains and losses	其他收入及收益及虧損	6	<b>819</b>	7,174
Selling and distribution expenses	銷售及分銷開支		<b>(1,120)</b>	(869)
Administrative expenses	行政開支		<b>(84,983)</b>	(104,313)
Impairment losses on property, plant and equipment, net	物業、廠房及設備減值虧損淨額		<b>(27)</b>	-
Impairment losses on goodwill, net	商譽減值虧損淨額		<b>(19,002)</b>	-
Impairment losses on other intangible assets, net	其他無形資產減值虧損淨額		<b>(186)</b>	-
Impairment losses on financial assets, net	金融資產減值虧損淨額		<b>(161,923)</b>	(62,495)
Other expenses	其他開支		<b>(1,619)</b>	(915)
Finance costs	融資成本	8	<b>(864)</b>	(1,649)
<b>(LOSS)/PROFIT BEFORE TAX</b>	<b>除稅前(虧損)/溢利</b>	7	<b>(59,089)</b>	36,493
Income tax credit/(expense)	所得稅抵免/(開支)	11	<b>24,818</b>	(21,362)
<b>(LOSS)/PROFIT AND TOTAL COMPREHENSIVE (EXPENSE)/INCOME FOR THE YEAR</b>	<b>年內(虧損)/溢利及全面 (開支)/收入總額</b>		<b>(34,271)</b>	15,131

# CONSOLIDATED STATEMENT OF PROFIT OR LOSS AND OTHER COMPREHENSIVE INCOME

## 綜合損益及其他全面收入表

Year ended 31 December 2025  
截至2025年12月31日止年度

	Note 附註	2025 2025年 RMB'000 人民幣千元	2024 2024年 RMB'000 人民幣千元
(Loss)/profit for the year attributable to:	以下各方應佔年內(虧損)/		
	溢利：		
Equity holders of the Company	本公司權益持有人	(38,522)	14,386
Non-controlling interests	非控股權益	4,251	745
		(34,271)	15,131
Total comprehensive (expense)/income attributable to:	以下各方應佔全面(開支)/		
	收入總額：		
Equity holders of the Company	本公司權益持有人	(38,522)	14,386
Non-controlling interests	非控股權益	4,251	745
		(34,271)	15,131
<b>(LOSS)/EARNINGS PER SHARE</b>	本公司普通股權益持有人		
<b>ATTRIBUTABLE TO ORDINARY</b>	應佔每股(虧損)/盈利		
<b>EQUITY HOLDERS OF THE COMPANY</b>			
Basic and diluted	基本及攤薄	13	
		RMB(9.28) cents	RMB3.47 cents
		人民幣(9.28)分	人民幣3.47分

# CONSOLIDATED STATEMENT OF FINANCIAL POSITION

## 綜合財務狀況表

As at 31 December 2025  
於2025年12月31日

			31 December 2025 2025年12月31日 RMB'000 人民幣千元	31 December 2024 2024年12月31日 RMB'000 人民幣千元
		Notes 附註		
<b>NON-CURRENT ASSETS</b>	<b>非流動資產</b>			
Property, plant and equipment	物業、廠房及設備	14	26,345	25,333
Right-of-use assets	使用權資產	15	-	-
Goodwill	商譽	16	156,048	175,050
Other intangible assets	其他無形資產	17	43,073	57,725
Deferred tax assets	遞延稅項資產	27	86,438	25,013
<b>Total non-current assets</b>	<b>非流動資產總值</b>		<b>311,904</b>	283,121
<b>CURRENT ASSETS</b>	<b>流動資產</b>			
Inventories	存貨	19	367,401	268
Trade receivables	貿易應收款項	20	291,248	289,936
Prepayments, other receivables and other assets	預付款項、其他應收款項及其他資產	21	231,901	133,010
Amounts due from related companies	應收關聯公司款項	35	253,616	391,412
Cash and bank balances	現金及銀行結餘	22	414,951	560,574
<b>Total current assets</b>	<b>流動資產總值</b>		<b>1,559,117</b>	1,375,200
<b>CURRENT LIABILITIES</b>	<b>流動負債</b>			
Trade payables	貿易應付款項	23	312,526	183,776
Other payables and accruals	其他應付款項及應計費用	24	221,479	177,671
Contract liabilities	合同負債	25	281,372	258,594
Interest-bearing bank borrowing	計息銀行借款	26	17,259	13,831
Lease liabilities	租賃負債	15	-	-
Tax payable	應付稅項		82,497	85,136
<b>Total current liabilities</b>	<b>流動負債總額</b>		<b>915,133</b>	719,008
<b>NET CURRENT ASSETS</b>	<b>流動資產淨值</b>		<b>643,984</b>	656,192
<b>TOTAL ASSETS LESS CURRENT LIABILITIES</b>	<b>總資產減流動負債</b>		<b>955,888</b>	939,313

# CONSOLIDATED STATEMENT OF FINANCIAL POSITION

## 綜合財務狀況表

As at 31 December 2025  
於2025年12月31日

		Notes 附註	31 December 2025 2025年12月31日 RMB'000 人民幣千元	31 December 2024 2024年12月31日 RMB'000 人民幣千元
<b>NON-CURRENT LIABILITIES</b>	<b>非流動負債</b>			
Interest-bearing bank borrowing	計息銀行借款	26	—	17,235
Deferred tax liabilities	遞延稅項負債	27	<b>18,768</b>	13,000
Total non-current liabilities	非流動負債總額		<b>18,768</b>	30,235
Net assets	資產淨值		<b>937,120</b>	909,078
<b>EQUITY</b>	<b>權益</b>			
<b>Equity attributable to equity holders of the Company</b>	<b>本公司權益持有人應佔權益</b>			
Share capital	股本	28	<b>3,764</b>	3,764
Reserves	儲備	29	<b>854,933</b>	894,294
			<b>858,697</b>	898,058
Non-controlling interests	非控股權益		<b>78,423</b>	11,020
Total equity	權益總額		<b>937,120</b>	909,078

**Jia Hongbo**  
賈洪波  
Director  
董事

**Chen Yichun**  
陳義純  
Director  
董事

# CONSOLIDATED STATEMENT OF CHANGES IN EQUITY

## 綜合權益變動表

Year ended 31 December 2025  
截至2025年12月31日止年度

		Attributable to equity holders of the Company 本公司權益持有人應佔							
		Share capital	Share premium	Merger reserve	Statutory surplus reserve	Retained profits	Total	Non-controlling interests	Total equity
		股本	股份溢價	合併儲備	儲備	保留溢利	總計	非控股權益	權益總額
		RMB'000	RMB'000	RMB'000	RMB'000	RMB'000	RMB'000	RMB'000	RMB'000
		人民幣千元	人民幣千元	人民幣千元	人民幣千元	人民幣千元	人民幣千元	人民幣千元	人民幣千元
		Note 28	Note 29	Note 29	Note 29				
		附註28	附註29	附註29	附註29				
At 1 January 2024	於2024年1月1日	3,764	387,262*	87,849*	66,450*	338,347*	883,672	14,900	898,572
Total comprehensive income for the year	年內全面收入總額	-	-	-	-	14,386	14,386	745	15,131
Dividend paid to non-controlling shareholders (Note 30)	已派付予非控股股東股息 (附註30)	-	-	-	-	-	-	(2,000)	(2,000)
Disposal of a subsidiary (Note 32)	出售附屬公司(附註32)	-	-	-	-	-	-	(2,625)	(2,625)
Transfer from retained profits	轉撥自保留溢利	-	-	-	4,927	(4,927)	-	-	-
At 31 December 2024	於2024年12月31日	3,764	387,262*	87,849*	71,377*	347,806*	898,058	11,020	909,078
At 1 January 2025	於2025年1月1日	3,764	387,262*	87,849*	71,377*	347,806*	898,058	11,020	909,078
Total comprehensive (expense)/income for the year	年內全面(開支)/收入總額	-	-	-	-	(38,522)	(38,522)	4,251	(34,271)
Dividend paid to non-controlling shareholders (Note 30)	已派付予非控股股東股息 (附註30)	-	-	-	-	-	-	(840)	(840)
Acquisition of a subsidiary (Note 31)	收購附屬公司(附註31)	-	-	-	-	-	-	62,153	62,153
Disposal of interest in a subsidiary	出售附屬公司的權益	-	-	(839)	-	-	(839)	1,839	1,000
Transfer from retained profits	轉撥自保留溢利	-	-	-	10,398	(10,398)	-	-	-
At 31 December 2025	於2025年12月31日	3,764	387,262*	87,010*	81,775*	298,886*	858,697	78,423	937,120

\* These reserve accounts comprise the consolidated reserves of RMB854,933,000 (2024: RMB894,294,000) in the consolidated statement of financial position.

\* 該等儲備賬目包括於綜合財務狀況表中的綜合儲備人民幣854,933,000元(2024年：人民幣894,294,000元)。

# CONSOLIDATED STATEMENT OF CASH FLOWS

## 綜合現金流量表

Year ended 31 December 2025  
截至2025年12月31日止年度

	Notes 附註	2025 2025年 RMB'000 人民幣千元	2024 2024年 RMB'000 人民幣千元
<b>CASH FLOWS FROM OPERATING ACTIVITIES</b>	<b>經營活動所得現金流量</b>		
(Loss)/profit before tax	除稅前(虧損)/溢利	<b>(59,089)</b>	36,493
Adjustments for:	調整項目：		
Depreciation of property, plant and equipment	物業、廠房及設備折舊	7,14	7,314
		<b>9,590</b>	
Depreciation of right-of-use assets	使用權資產折舊	7,15	1,258
Amortisation of other intangible assets	其他無形資產攤銷	7,17	16,039
Loss on disposal of property, plant and equipment	出售物業、廠房及設備的虧損	6,7	242
		<b>68</b>	
Loss on disposal of a subsidiary	出售附屬公司的虧損	6,7,32	48
		<b>1,702</b>	
Impairment losses on properties, plant and equipment, net	物業、廠房及設備減值虧損淨額	7,14	-
		<b>27</b>	
Impairment losses on goodwill, net	商譽減值虧損淨額	7,16	-
Impairment losses on other intangible assets, net	其他無形資產減值虧損淨額	7,17	-
		<b>186</b>	
Impairment losses on financial assets, net	金融資產減值虧損淨額	7	62,495
		<b>161,923</b>	
Write-down of inventories	存貨撇減	7,19	5,200
Foreign exchange difference, net	匯兌差額，淨額	6,7	110
Gain on lease modification	租賃修改收益	6	(1,390)
Finance costs	融資成本	8	1,649
Interest income	利息收入	6	(2,311)
		<b>(1,346)</b>	
		<b>150,069</b>	127,147
Increase in inventories	存貨增加	<b>(205,350)</b>	(109)
Decrease/(increase) in trade receivables	貿易應收款項減少/(增加)	<b>105,487</b>	(41,425)
Decrease/(increase) in prepayments, other receivables and other assets	預付款項、其他應收款項及其他資產減少/(增加)	<b>105,475</b>	(7,838)
Increase in amounts due from related companies	應收關聯公司款項增加	<b>(118,939)</b>	(65,823)
Increase in restricted cash	受限制現金增加	<b>(3,947)</b>	(1,132)
Decrease in trade payables	貿易應付款項減少	<b>(3,958)</b>	(12,090)
Decrease in other payables and accruals	其他應付款項及應計費用減少	<b>(156,078)</b>	(24,959)
Increase in contract liabilities	合同負債增加	<b>22,778</b>	6,531
Cash used in operations	經營所用現金	<b>(104,463)</b>	(19,698)
Interest income received	已收利息收入	<b>1,346</b>	2,311
Tax paid	已繳稅項	<b>(16,766)</b>	(24,395)
Net cash flows used in operating activities	經營活動所用現金流量淨額	<b>(119,883)</b>	(41,782)

# CONSOLIDATED STATEMENT OF CASH FLOWS

## 綜合現金流量表

Year ended 31 December 2025  
截至2025年12月31日止年度

	Notes 附註	2025 2025年 RMB'000 人民幣千元	2024 2024年 RMB'000 人民幣千元
<b>CASH FLOWS FROM INVESTING ACTIVITIES</b>			
			<b>投資活動所得現金流量</b>
Purchase of property, plant and equipment	14	(18,269)	(14,002)
Proceeds from disposal of property, plant and equipment		167	396
Purchase of other intangible assets	17	(2,206)	(218)
Proceeds from disposal of interest in a subsidiary		1,000	-
Net cash inflow on acquisition of a subsidiary	31	5,602	-
Net cash outflow on disposal of a subsidiary	32	-	(4,583)
Net cash flows used in investing activities		(13,706)	(18,407)
<b>CASH FLOWS FROM FINANCING ACTIVITIES</b>			
			<b>融資活動所得現金流量</b>
Repayments of interest-bearing bank borrowing		(13,807)	(13,788)
Payments of lease liabilities		-	(969)
Dividends paid to non-controlling shareholders		(840)	(2,000)
Interest paid		(864)	(1,649)
Net cash flows used in financing activities		(15,511)	(18,406)

# CONSOLIDATED STATEMENT OF CASH FLOWS

## 綜合現金流量表

Year ended 31 December 2025  
截至2025年12月31日止年度

		Note 附註	2025 2025年 RMB'000 人民幣千元	2024 2024年 RMB'000 人民幣千元
<b>NET DECREASE IN CASH AND CASH EQUIVALENTS</b>	<b>現金及現金等價物減少淨額</b>			
			<b>(149,100)</b>	(78,595)
Cash and cash equivalents at the beginning of the year	年初現金及現金等價物		<b>559,070</b>	637,775
Effect of foreign exchange rate changes, net	外匯匯率變動的影響淨額		<b>(470)</b>	(110)
<b>CASH AND CASH EQUIVALENTS AT THE END OF THE YEAR</b>	<b>年末現金及現金等價物</b>		<b>409,500</b>	559,070
<b>ANALYSIS OF BALANCES OF CASH AND CASH EQUIVALENTS</b>	<b>現金及現金等價物結餘分析</b>			
Cash and bank balances	現金及銀行結餘	22	<b>414,951</b>	560,574
Cash and bank balances as stated in the consolidated statement of financial position	綜合財務狀況表所列的現金及銀行結餘		<b>414,951</b>	560,574
Less: Restricted cash	減：受限制現金	22	<b>(5,451)</b>	(1,504)
Cash and cash equivalents as stated in the consolidated statement of cash flows	綜合現金流量表所列的現金及現金等價物		<b>409,500</b>	559,070

# NOTES TO THE CONSOLIDATED FINANCIAL STATEMENTS

## 綜合財務報表附註

31 December 2025  
2025年12月31日

### 1. GENERAL INFORMATION

Redsun Services Group Limited (the “Company”) was incorporated and registered as an exempted company with limited liability in the Cayman Islands under the Cayman Islands Companies Law on 12 December 2019. The shares of the Company have been listed on the Main Board of The Stock Exchange of Hong Kong Limited since 7 July 2020. The registered office of the Company is located at Walkers Corporate Limited, 190 Elgin Avenue, George Town, Grand Cayman, KY1-9008, Cayman Islands.

During the year, the Group was mainly involved in the provision of property management services, value-added services to non-property owners, community value-added services and other services. Details of the principal activities of its principal subsidiaries are set out in Note 41 to the consolidated financial statements.

In the opinion of the directors, the holding company of the Company is Redsun Services Group (Holdings) Limited, which is incorporated in the British Virgin Islands. During the reporting period, the Board was informed that a pledgee has purportedly taken action to enforce the security interest over certain pledged shares, and appointed Wong Wing Sze Tiffany and Edward Simon Middleton as the joint and several receivers and managers over such pledged shares. The Board notes that the aforementioned matter is not expected to have any material impact on the Group’s ordinary course of business activities and operational management. Mr. Zeng Huansha remains as the actual controller of the Company. Further details regarding the above are set out in the Company’s announcements dated 23 January 2024, 10 May 2024, 20 August 2024, 23 October 2025.

The consolidated financial statements are presented in Renminbi (“RMB”), which is functional currency of the Company.

### 1. 一般資料

弘陽服務集團有限公司(「本公司」)於2019年12月12日根據開曼群島公司法在開曼群島註冊成立及登記為獲豁免有限公司。本公司股份自2020年7月7日起於香港聯合交易所有限公司主板上市。本公司註冊辦事處位於Walkers Corporate Limited, 190 Elgin Avenue, George Town, Grand Cayman, KY1-9008, Cayman Islands。

年內，本集團主要涉足提供物業管理服務、非業主增值服務，社區增值服務及其他服務。其主要附屬公司的主要業務的詳情載於綜合財務報表附註41。

董事認為，本公司的控股公司為於英屬維爾京群島註冊成立的弘陽服務集團(控股)有限公司。於報告期間內，董事會獲悉，承押人據稱已採取行動強制執行其於若干質押股份的抵押權益，並就該等質押股份委任Wong Wing Sze Tiffany及Edward Simon Middleton為共同及各別接管人及管理人。董事會注意到，該事項預期不會對本集團日常業務活動及營運管理造成任何重大影響。本公司的實際控制人仍為曾煥沙先生。有關上述事項的進一步詳情載列於本公司日期為2024年1月23日、2024年5月10日、2024年8月20日、2025年10月23日的公告。

綜合財務報表以人民幣(「人民幣」)呈列，人民幣為本公司的功能貨幣。

## NOTES TO THE CONSOLIDATED FINANCIAL STATEMENTS 綜合財務報表附註

31 December 2025  
2025年12月31日

### 2. APPLICATION OF AMENDMENTS TO INTERNATIONAL FINANCIAL REPORTING STANDARDS (“IFRS ACCOUNTING STANDARDS”)

#### Amendments to IFRS Accounting Standards that are mandatorily effective for the current year

In the current year, the Group has applied the following amendments to IFRS Accounting Standards issued by the International Accounting Standard Board (“IASB”) for the first time, which are mandatorily effective for the Group’s annual period beginning on 1 January 2025 for the preparation of the consolidated financial statements:

Amendments to IAS 21      *Lack of Exchangeability*

The nature and impact of the revised IFRS Accounting Standards are described below:

Amendments to IAS 21 specify how an entity shall assess whether a currency is exchangeable into another currency and how it shall estimate a spot exchange rate at a measurement date when exchangeability is lacking. The amendments require disclosures of information that enable users of financial statements to understand the impact of a currency not being exchangeable. As the currencies that the Group had transacted with and the functional currencies of group entities for translation into the Group’s presentation currency were exchangeable, the amendments did not have any material impact on the consolidated financial statements.

### 2. 應用國際財務報告準則(「國際財務報告準則會計準則」)的修訂

#### 本年度強制生效的國際財務報告準則會計準則的修訂

於本年度，本集團已首次應用國際會計準則理事會(「國際會計準則理事會」)頒佈的下列對國際財務報告準則會計準則的修訂，就編製綜合財務報表而言，有關修訂於本集團於2025年1月1日開始的年度期間強制生效：

國際會計準則第21號      *缺乏可兌換性*  
號的修訂

經修訂國際財務報告準則會計準則的性質及影響闡述如下：

國際會計準則第21號的修訂訂明實體如何評估一種貨幣是否可兌換為另一種貨幣，以及在缺乏可兌換性的情況下如何於計量日期估計即期匯率。該等修訂要求披露資料，以讓財務報表使用者了解貨幣不可兌換的影響。由於本集團交易的貨幣以及集團實體用以換算為本集團呈列貨幣的功能貨幣均可兌換，因此該等修訂對綜合財務報表並無任何重大影響。

**2. APPLICATION OF AMENDMENTS TO INTERNATIONAL FINANCIAL REPORTING STANDARDS (“IFRS ACCOUNTING STANDARDS”) (Continued)**

**New and amendments to IFRS Accounting Standards in issue but not yet effective**

The Group has not early applied the following new and amendments to IFRS Accounting Standards that have been issued but are not yet effective:

Amendments to IFRS 9 and IFRS 7	<i>Amendments to the Classification and Measurement of Financial Instruments</i> <sup>2</sup>
Amendments to IFRS 9 and IFRS 7	<i>Contracts Referencing Nature – dependent Electricity</i> <sup>2</sup>
Amendments to IFRS 10 and IAS 28	<i>Sale or Contribution of Assets between an Investor and its Associate or Joint Venture</i> <sup>1</sup>
Amendments to IAS 21	<i>Translation to a Hyperinflationary Presentation Currency</i> <sup>3</sup>
Annual Improvements to IFRS Accounting Standards – Volume 11	<i>Amendments to IFRS 1, IFRS 7, IFRS 9, IFRS 10 and IAS 7</i> <sup>2</sup>
IFRS 18	<i>Presentation and Disclosure in Financial Statements</i> <sup>3</sup>
IFRS 19 and its amendments	<i>Subsidiaries without Public Accountability: Disclosures</i> <sup>3</sup>

- <sup>1</sup> No mandatory effective date yet determined but available for adoption  
<sup>2</sup> Effective for annual periods beginning on or after 1 January 2026  
<sup>3</sup> Effective for annual periods beginning on or after 1 January 2027

**2. 應用國際財務報告準則(「國際財務報告準則會計準則」)的修訂(續)**

**已頒佈但未生效的新訂及經修訂國際財務報告準則會計準則**

本集團並無提早應用以下已頒佈但未生效的新訂及經修訂國際財務報告準則會計準則：

國際財務報告準則第9號及國際財務報告準則第7號的修訂	金融工具分類及計量的修訂 <sup>2</sup>
國際財務報告準則第9號及國際財務報告準則第7號的修訂	涉及依賴自然能源的電力的合約 <sup>2</sup>
國際財務報告準則第10號及國際會計準則第28號的修訂	投資者與其聯營公司或合營企業之間的資產出售或注資 <sup>1</sup>
國際會計準則第21號的修訂	換算至惡性通貨膨脹呈列貨幣 <sup>3</sup>
國際財務報告準則會計準則之年度改進 – 第11卷	國際財務報告準則第1號、國際財務報告準則第7號、國際財務報告準則第9號、國際財務報告準則第10號及國際會計準則第7號的修訂 <sup>2</sup>
國際財務報告準則第18號	在財務報表之呈列及披露 <sup>3</sup>
國際財務報告準則第19號及其修訂	無公眾問責性的附屬公司：披露 <sup>3</sup>

- <sup>1</sup> 尚未釐定強制生效日期但可供採納  
<sup>2</sup> 於2026年1月1日或之後開始的年度期間生效  
<sup>3</sup> 於2027年1月1日或之後開始的年度期間生效

## NOTES TO THE CONSOLIDATED FINANCIAL STATEMENTS 綜合財務報表附註

31 December 2025  
2025年12月31日

### 2. APPLICATION OF AMENDMENTS TO INTERNATIONAL FINANCIAL REPORTING STANDARDS (“IFRS ACCOUNTING STANDARDS”) (Continued)

#### New and amendments to IFRS Accounting Standards in issue but not yet effective (Continued)

Except for the new and amendments to IFRS Accounting Standards mentioned below, the directors of the Company anticipate that the application of all other new and amendments to IFRS Accounting Standards will have no material impact on the consolidated financial statements in the foreseeable future.

#### *IFRS 18 Presentation and Disclosure in Financial Statements*

IFRS 18 Presentation and Disclosure in Financial Statements, which sets out requirements on presentation and disclosures in financial statements, will replace IAS 1 Presentation of Financial Statements. This new IFRS Accounting Standard, while carrying forward many of the requirements in IAS 1, introduces new requirements to present specified categories and defined subtotals in the statement of profit or loss; provide disclosures on management-defined performance measures in the notes to the consolidated financial statements and improve aggregation and disaggregation of information to be disclosed in the financial statements. In addition, some IAS 1 paragraphs have been moved to IAS 8 and IFRS 7. Minor amendments to IAS 7 Statement of Cash Flows and IAS 33 Earnings per Share are also made.

IFRS 18, and amendments to other standards, will be effective for annual periods beginning on or after 1 January 2027, with early application permitted. The application of the new standard is expected to affect the presentation of the consolidated statement of profit or loss and disclosures in the future financial statements. The Group is in the process of assessing the detailed impact of IFRS 18 on the Group's consolidated financial statements.

### 2. 應用國際財務報告準則(「國際財務報告準則會計準則」)的修訂(續)

#### 已頒佈但未生效的新訂及經修訂國際財務報告準則會計準則(續)

除下文所述的新訂及經修訂國際財務報告準則會計準則外，本公司董事預期應用所有其他新訂及經修訂國際財務報告準則會計準則於可見將來不會對綜合財務報表造成重大影響。

#### *國際財務報告準則第18號財務報表之呈列及披露*

國際財務報告準則第18號財務報表之呈列及披露載列財務報表之呈列及披露規定，並將取代國際會計準則第1號財務報表之呈列。這項新訂國際財務報告準則會計準則沿用了國際會計準則第1號中的多項規定，同時引入於損益表中呈列指定類別及定義小計的新規定；就財務報表附註中管理層界定的表現計量提供披露及改進於綜合財務報表中將予披露的合併及分類資料。此外，若干國際會計準則第1號的段落已移至國際會計準則第8號及國際財務報告準則第7號。對國際會計準則第7號現金流量表及國際會計準則第33號每股盈利亦進行小幅修訂。

國際財務報告準則第18號及其他準則的修訂將於2027年1月1日或之後開始的年度期間生效，並允許提前應用。預期新準則的應用將影響未來財務報表中綜合損益表之呈列及披露。本集團正在評估國際財務報告準則第18號對本集團綜合財務報表的具體影響。

### 3. MATERIAL ACCOUNTING POLICY INFORMATION

The consolidated financial statements have been prepared in accordance with IFRS Accounting Standards issued by the IASB, the disclosure requirements of the Hong Kong Companies Ordinance and the Rules Governing the Listing of Securities on the Main Board of the Stock Exchange (“Listing Rules”). For the purpose of preparation of the consolidated financial statement, information is considered material if such information is reasonably expected to influence decisions made by primary users.

The consolidated financial statements have been prepared on historical cost basis. Historical cost is generally based on the fair value of the consideration given in exchange for goods and services.

The material accounting policies are set out below.

#### Basis of consolidation

The consolidated financial statements include the financial statements of the Company and its subsidiaries (collectively referred to as the “Group”) for the year ended 31 December 2025. A subsidiary is an entity (including a structured entity), directly or indirectly, controlled by the Company. Control is achieved when the Group is exposed, or has rights, to variable returns from its involvement with the investee and has the ability to affect those returns through its power over the investee (i.e., existing rights that give the Group the current ability to direct the relevant activities of the investee).

### 3. 重要會計政策資料

綜合財務報表已按照國際會計準則理事會頒佈的國際財務報告準則會計準則、香港公司條例的披露規定及聯交所主板證券上市規則(「上市規則」)而編製。就編製綜合財務報表而言，倘合理預期資料將會影響主要使用者的決策，則有關資料屬重要。

綜合財務報表按歷史成本基準編製。歷史成本通常按交換貨品及服務時所付代價的公平值計量。

重要會計政策載列如下。

#### 綜合入賬基準

該等綜合財務報表包括本公司及其附屬公司(統稱「本集團」)截至2025年12月31日止年度的財務報表。附屬公司為本公司直接或間接控制的實體(包括結構性實體)。當本集團對參與投資對象業務的浮動回報承擔風險或享有權利以及能通過對投資對象的權力(即本集團獲賦予現有能以主導投資對象相關活動的既存權利)影響該等回報時，即取得控制權。

# NOTES TO THE CONSOLIDATED FINANCIAL STATEMENTS

## 綜合財務報表附註

31 December 2025  
2025年12月31日

### 3. MATERIAL ACCOUNTING POLICY INFORMATION (Continued)

#### Basis of consolidation (Continued)

Generally, there is a presumption that a majority of voting rights results in control. When the Company has less than a majority of the voting or similar rights of an investee, the Group considers all relevant facts and circumstances in assessing whether it has power over an investee, including:

- (a) the contractual arrangement with the other vote holders of the investee;
- (b) rights arising from other contractual arrangements; and
- (c) the Group's voting rights and potential voting rights.

The financial statements of the subsidiaries are prepared for the same reporting period as the Company, using consistent accounting policies. The results of subsidiaries are consolidated from the date on which the Group obtains control, and continue to be consolidated until the date that such control ceases.

Profit or loss and each component of other comprehensive income are attributed to the equity holders of the Company and to the non-controlling interests, even if this results in the non-controlling interests having a deficit balance. All intra-group assets and liabilities, equity, income, expenses and cash flows relating to transactions between members of the Group are eliminated in full on consolidation.

The Group reassesses whether or not it controls an investee if facts and circumstances indicate that there are changes to one or more of the three elements of control described above. A change in the ownership interest of a subsidiary, without a loss of control, is accounted for as an equity transaction.

### 3. 重要會計政策資料(續)

#### 綜合入賬基準(續)

一般情況下，有一個推定，即多數投票權形成控制權。倘本公司擁有少於投資對象大多數投票或類似權利，則本集團於評估其是否擁有對投資對象的權力時會考慮一切相關事實及情況，包括：

- (a) 與投資對象的其他投票權持有人的合約安排；
- (b) 其他合約安排所產生的權利；及
- (c) 本集團的投票權及潛在投票權。

附屬公司的財務報表使用與本公司一致的會計政策按同一報告期間編製。附屬公司的業績乃自本集團獲取控制權之日開始作綜合入賬，並繼續綜合入賬直至有關控制權終止之日為止。

即使導致非控股權益出現虧絀結餘，損益及其他全面收入各組成部分仍歸屬於本公司權益持有人及非控股權益。所有有關本集團各成員公司間交易的集團內公司間資產及負債、權益、收入、開支及現金流量會於綜合賬目時全數抵銷。

倘有事實及情況顯示上述三項控制因素之一項或多項出現變化，本集團會重新評估其是否控制投資對象。於一間附屬公司的所有權權益變動，惟並無失去控制權，則以權益交易入賬。

### 3. MATERIAL ACCOUNTING POLICY INFORMATION (Continued)

#### Basis of consolidation (Continued)

If the Group loses control over a subsidiary, it derecognises the related assets (including goodwill), liabilities, any non-controlling interest and the exchange fluctuation reserve; and recognises the fair value of any investment retained and any resulting surplus or deficit in profit or loss. The Group's share of components previously recognised in other comprehensive income is reclassified to profit or loss or retained profits, as appropriate, on the same basis as would be required if the Group had directly disposed of the related assets or liabilities.

#### Business combinations and goodwill

Business combinations are accounted for using the acquisition method. The consideration transferred is measured at the acquisition date fair value which is the sum of the acquisition date fair values of assets transferred by the Group, liabilities assumed by the Group to the former owners of the acquiree and the equity interests issued by the Group in exchange for control of the acquiree. For each business combination, the Group elects whether to measure the non-controlling interests in the acquiree at fair value or at the proportionate share of the acquiree's identifiable net assets. All other components of non-controlling interests are measured at fair value. Acquisition-related costs are expensed as incurred.

The Group determines that it has acquired a business when the acquired set of activities and assets includes an input and a substantive process that together significantly contribute to the ability to create outputs.

When the Group acquires a business, it assesses the financial assets and liabilities assumed for appropriate classification and designation in accordance with the contractual terms, economic circumstances and pertinent conditions as at the acquisition date. This includes the separation of embedded derivatives in host contracts of the acquiree.

If the business combination is achieved in stages, the previously held equity interest is remeasured at its acquisition date fair value and any resulting gain or loss is recognised in profit or loss.

### 3. 重要會計政策資料(續)

#### 綜合入賬基準(續)

倘本集團失去對附屬公司的控制權，則會終止確認相關資產(包括商譽)、負債、任何非控股權益及匯兌波動儲備；並確認任何保留投資的公平值及所產生任何計入損益的盈餘或虧絀。先前已於其他全面收入確認的本集團應佔組成部分乃重新分類至損益或保留溢利(如適用)，基準與本集團直接出售相關資產或負債所需依據的基準相同。

#### 業務合併及商譽

業務合併乃以收購法入賬。轉讓的代價乃以收購日期的公平值計算，該公平值為本集團轉讓的資產於收購日期的公平值、本集團自被收購方的前任擁有人承擔的負債，及本集團發行以換取被收購方控制權的股本權益的總和。於每個業務合併中，本集團選擇是否以公平值或被收購方可識別資產淨值的應佔比例，計算於被收購方的非控股權益。非控股權益的所有其他部分乃按公平值計量。收購相關成本於產生時列為開支。

當收購的一系列活動和資產包括一項對共同創造輸出能力有顯著貢獻的輸入及實質程序，則本集團釐定其已收購一項業務。

當本集團收購一項業務時，其會根據合同條款及於收購日期的經濟環境及相關條件，評估將承接的金融資產及負債，以作出適合的分類及指定。此包括將被收購方主合同中的嵌入式衍生工具進行分離。

倘業務合併分階段進行，先前持有的股權按收購日期的公平值重新計量，所產生的任何收益或虧損於損益內確認。

# NOTES TO THE CONSOLIDATED FINANCIAL STATEMENTS

## 綜合財務報表附註

31 December 2025  
2025年12月31日

### 3. MATERIAL ACCOUNTING POLICY INFORMATION (Continued)

#### Business combinations and goodwill (Continued)

Any contingent consideration to be transferred by the acquirer is recognised at fair value at the acquisition date. Contingent consideration classified as an asset or liability is measured at fair value with changes in fair value recognised in profit or loss. Contingent consideration that is classified as equity is not remeasured and subsequent settlement is accounted for within equity.

Goodwill is initially measured at cost, being the excess of the aggregate of the consideration transferred, the amount recognised for non-controlling interests and any fair value of the Group's previously held equity interests in the acquiree over the identifiable assets acquired and liabilities assumed. If the sum of this consideration and other items is lower than the fair value of the net assets acquired, the difference is, after reassessment, recognised in profit or loss as a gain on bargain purchase.

After initial recognition, goodwill is measured at cost less any accumulated impairment losses. Goodwill is tested for impairment annually or more frequently if events or changes in circumstances indicate that the carrying value may be impaired. The Group performs its annual impairment test of goodwill as at 31 December. For the purpose of impairment testing, goodwill acquired in a business combination is, from the acquisition date, allocated to each of the Group's cash-generating units, or groups of cash-generating units, that are expected to benefit from the synergies of the combination, irrespective of whether other assets or liabilities of the Group are assigned to those units or groups of units.

### 3. 重要會計政策資料(續)

#### 業務合併及商譽(續)

收購方將予轉讓的任何或然代價將於收購日期按公平值確認。分類為一項資產或負債的或然代價按公平值計量，公平值的任何變動於損益確認。倘將或然代價分類為權益，則毋須重新計量，其後結算於權益中入賬。

商譽起初按成本計量，即已轉讓總代價、已確認非控股權益及本集團先前持有的被收購方股權的公平值總額，超逾與所收購可識別資產及所承擔負債的差額。倘總代價及其他項目低於所收購資產淨值的公平值，於評估後其差額將於損益內確認為議價購買收益。

於初始確認後，商譽按成本減任何累計減值虧損計量。商譽須每年作減值測試，倘有事件發生或情況改變顯示賬面值有可能減值，則會更頻密地進行檢討。本集團於12月31日進行商譽年度減值測試。為進行減值測試，因業務合併而購入的商譽自購入之日被分配至預期可從合併產生的協同效益中獲益的本集團各個現金產生單位或現金產生單位組別，而無論本集團其他資產或負債是否已分配予該等單位或單位組別。

### 3. MATERIAL ACCOUNTING POLICY INFORMATION (Continued)

#### Business combinations and goodwill (Continued)

Impairment is determined by assessing the recoverable amount of the cash-generating unit (group of cash-generating units) to which the goodwill relates. Where the recoverable amount of the cash-generating unit (group of cash-generating units) is less than the carrying amount, an impairment loss is recognised. An impairment loss recognised for goodwill is not reversed in a subsequent period.

Where goodwill has been allocated to a cash-generating unit (or group of cash-generating units) and part of the operation within that unit is disposed of, the goodwill associated with the operation disposed of is included in the carrying amount of the operation when determining the gain or loss on the disposal. Goodwill disposed of in these circumstances is measured based on the relative value of the operation disposed of and the portion of the cash-generating unit retained.

#### Fair value measurement

The Group measures its financial assets at fair value through profit or loss at fair value at the end of each reporting period. Fair value is the price that would be received to sell an asset or paid to transfer a liability in an orderly transaction between market participants at the measurement date. The fair value measurement is based on the presumption that the transaction to sell the asset or transfer the liability takes place either in the principal market for the asset or liability, or in the absence of a principal market, in the most advantageous market for the asset or liability. The principal or the most advantageous market must be accessible by the Group. The fair value of an asset or a liability is measured using the assumptions that market participants would use when pricing the asset or liability, assuming that market participants act in their economic best interest.

### 3. 重要會計政策資料(續)

#### 業務合併及商譽(續)

減值乃通過評估有關商譽的現金產生單位(或一組現金產生單位)的可收回金額而釐定。當現金產生單位(或一組現金產生單位)的可收回金額低於賬面值，則會確認減值虧損。就商譽確定的減值虧損不會於其後期間撥回。

當商譽分配至某現金產生單位(或一組現金產生單位)時，而該單位中的部分業務被出售，當釐定出售該業務的盈虧時，與該項被出售業務相關的商譽會納入該業務的賬面值。在此情況下被出售的商譽按該項被出售業務及被保留現金產生單位的有關部分的相關價值計量。

#### 公平值計量

本集團於各報告期末按公平值計量其按公平值計入損益的金融資產。公平值乃在市場參與者於計量日期進行的有序交易中出售資產所收取或轉移負債所支付的價格。公平值計量乃基於假設出售資產或轉移負債的交易於資產或負債的主要市場或於未有主要市場的情況下，則於資產或負債的最有利市場進行。主要或最有利市場須位於本集團能到達的地方。資產或負債的公平值乃基於市場參與者為資產或負債定價所用的假設計量(假設市場參與者依照彼等的最佳經濟利益行事)。

# NOTES TO THE CONSOLIDATED FINANCIAL STATEMENTS

## 綜合財務報表附註

31 December 2025  
2025年12月31日

### 3. MATERIAL ACCOUNTING POLICY INFORMATION (Continued)

#### Fair value measurement (Continued)

A fair value measurement of a non-financial asset takes into account a market participant's ability to generate economic benefits by using the asset in its highest and best use or by selling it to another market participant that would use the asset in its highest and best use.

The Group uses valuation techniques that are appropriate in the circumstances and for which sufficient data are available to measure fair value, maximising the use of relevant observable inputs and minimising the use of unobservable inputs.

All assets and liabilities for which fair value is measured or disclosed in the financial statements are categorised within the fair value hierarchy, described as follows, based on the lowest level input that is significant to the fair value measurement as a whole:

- Level 1 – based on quoted prices (unadjusted) in active markets for identical assets or liabilities
- Level 2 – based on valuation techniques for which the lowest level input that is significant to the fair value measurement is observable, either directly or indirectly
- Level 3 – based on valuation techniques for which the lowest level input that is significant to the fair value measurement is unobservable

For assets and liabilities that are recognised in the financial statements on a recurring basis, the Group determines whether transfers have occurred between levels in the hierarchy by reassessing categorisation (based on the lowest level input that is significant to the fair value measurement as a whole) at the end of each reporting period.

### 3. 重要會計政策資料(續)

#### 公平值計量(續)

非金融資產公平值的計量則參考市場參與者可從使用該資產得到的最高及最佳效用，或把該資產售予另一可從使用該資產得到最高及最佳效用的市場參與者所產生的經濟效益。

本集團使用適用於不同情況的估值技術，而其有足夠數據計量公平值，以盡量利用相關可觀察輸入數據及盡量減少使用不可觀察輸入數據。

於財務報表中計量或披露公平值的所有資產及負債，均根據對公平值計量整體而言屬重大的最低級別輸入數據在下述公平值層級內進行分類：

- 第1層級 – 基於相同資產或負債於活躍市場的所報價格(未經調整)
- 第2層級 – 基於對公平值計量而言屬重大的可觀察(直接或間接)最低級別輸入數據的估值技術
- 第3層級 – 基於對公平值計量而言屬重大的不可觀察最低級別輸入數據的估值技術

就按經常性基準於財務報表確認的資產及負債而言，本集團透過於每個報告期末重新評估分類(根據對整體公平值計量而言屬重大的最低層輸入數據)確定是否發生不同等級轉移。

### 3. MATERIAL ACCOUNTING POLICY INFORMATION (Continued)

#### Fair value measurement (Continued)

#### Impairment of non-financial assets

Where an indication of impairment exists, or when annual impairment testing for an asset is required (other than inventories, contract assets, deferred tax assets, financial assets, investment properties and non-current assets/a disposal group classified as held for sale), the asset's recoverable amount is estimated. An asset's recoverable amount is the higher of the asset's or cash-generating unit's value in use and its fair value less costs of disposal, and is determined for an individual asset, unless the asset does not generate cash inflows that are largely independent of those from other assets or groups of assets, in which case the recoverable amount is determined for the cash-generating unit to which the asset belongs.

In testing a cash-generating unit for impairment, a portion of the carrying amount of a corporate asset (e.g., a headquarters building) is allocated to an individual cash-generating unit if it can be allocated on a reasonable and consistent basis or, otherwise, to the smallest group of cash-generating units.

An impairment loss is recognised only if the carrying amount of an asset exceeds its recoverable amount. In assessing value in use, the estimated future cash flows are discounted to their present value using a pre-tax discount rate that reflects current market assessments of the time value of money and the risks specific to the asset. An impairment loss is charged to profit or loss in the period in which it arises in those expense categories consistent with the function of the impaired asset.

### 3. 重要會計政策資料(續)

#### 公平值計量(續)

#### 非金融資產減值

倘存在任何減值跡象，或當須每年就資產進行減值檢測(存貨、合同資產、遞延稅項資產、金融資產、投資物業及非流動資產／分類為持作出售的出售組別除外)，則會估計資產的可收回數額。資產的可收回數額乃按資產或現金產生單位的使用價值或公平值減出售成本兩者的較高者計算，而個別資產須分開計算，除非資產並不產生明顯獨立於其他資產或資產組別的現金流入，於此情況下，則可收回數額按資產所屬現金產生單位的可收回數額計算。

就減值對現金產生單位進行測試時，公司資產賬面值的一部分(例如總部大樓)於可按合理一致基準分配時分配至個別現金產生單位，否則會分配至現金產生單位最小組別。

僅在資產賬面值高於其可收回數額的情況下，方會確認減值虧損。評估使用價值時，估計日後現金流量按可反映幣值時間值及資產特定風險的現時市場評估的除稅前貼現率貼現至現值。減值虧損按與該減值資產功能相符的開支類別於產生期間自損益中扣除。

# NOTES TO THE CONSOLIDATED FINANCIAL STATEMENTS

## 綜合財務報表附註

31 December 2025  
2025年12月31日

### 3. MATERIAL ACCOUNTING POLICY INFORMATION (Continued)

#### Fair value measurement (Continued)

#### Impairment of non-financial assets (Continued)

An assessment is made at the end of each reporting period as to whether there is an indication that previously recognised impairment losses may no longer exist or may have decreased. If such an indication exists, the recoverable amount is estimated. A previously recognised impairment loss of an asset other than goodwill is reversed only if there has been a change in the estimates used to determine the recoverable amount of that asset, but not to an amount higher than the carrying amount that would have been determined (net of any depreciation/amortisation) had no impairment loss been recognised for the asset in prior years. A reversal of such an impairment loss is credited to profit or loss in the period in which it arises.

#### Related parties

A party is considered to be related to the Group if:

- (a) the party is a person or a close member of that person's family and that person
  - (i) has control or joint control over the Group;
  - (ii) has significant influence over the Group; or
  - (iii) is a member of the key management personnel of the Group or of a parent of the Group; or

### 3. 重要會計政策資料(續)

#### 公平值計量(續)

#### 非金融資產減值(續)

本集團會於各報告期末評估是否有任何跡象顯示以前所確認的減值虧損已不在或可能減少。倘出現此等跡象，則會估計可收回金額。僅當用以確定資產(商譽除外)可收回金額的估計有變時，方會撥回先前確認的減值虧損，但撥回後的數額不得超逾假設於過往年度並無就該項資產確認減值虧損而應釐定的賬面值(扣除任何折舊／攤銷)。減值虧損撥回會計入產生期間的損益。

#### 關聯方

以下人士被視為本集團的關聯方，倘

- (a) 有關方為一名人士或該人士的關係密切家族成員，而該人士：
  - (i) 擁有本集團的控制權或共同控制權；
  - (ii) 對本集團產生重大的影響力；或
  - (iii) 該人士為本集團或本集團母公司的主要管理人員的其中一名成員；或

### 3. MATERIAL ACCOUNTING POLICY INFORMATION (Continued)

#### Related parties (Continued)

- (b) the party is an entity where any of the following conditions applies:
- (i) the entity and the Group are members of the same group;
  - (ii) one entity is an associate or joint venture of the other entity (or of a parent, subsidiary or fellow subsidiary of the other entity);
  - (iii) the entity and the Group are joint ventures of the same third party;
  - (iv) one entity is a joint venture of a third entity and the other entity is an associate of the third entity;
  - (v) the entity is a post-employment benefit plan for the benefit of employees of either the Group or an entity related to the Group; and the sponsoring employers of the post-employment benefit plan;
  - (vi) the entity is controlled or jointly controlled by a person identified in (a);
  - (vii) a person identified in (a)(i) has significant influence over the entity or is a member of the key management personnel of the entity (or of a parent of the entity); and
  - (viii) the entity, or any member of a group of which it is a part, provides key management personnel services to the Group or to the parent of the Group.

### 3. 重要會計政策資料(續)

#### 關聯方(續)

- (b) 該人士為實體且符合下列任何一項條件：
- (i) 該實體與本集團屬同一集團的成員公司；
  - (ii) 一實體為另一實體(或另一實體的母公司、附屬公司或同系附屬公司)的聯營公司或合資企業；
  - (iii) 該實體與本集團為同一第三方的合資企業；
  - (iv) 一實體為一第三方的合資企業，而另一實體為同一第三方的聯營公司；
  - (v) 該方提供一個僱用後福利計劃予本集團僱員或與本集團相關的實體作為福利；及離職後福利計劃的資助僱主；
  - (vi) 該實體為(a)所述人士控制或共同控制；
  - (vii) 於(a)(i)所識別人對實體有重大影響或屬該實體(或該實體母公司)主要管理人員的其中一名成員；及
  - (viii) 向本集團或本集團的母公司提供主要管理人員的服務的實體或為其一部分的任何集團成員。

# NOTES TO THE CONSOLIDATED FINANCIAL STATEMENTS

## 綜合財務報表附註

31 December 2025  
2025年12月31日

### 3. MATERIAL ACCOUNTING POLICY INFORMATION (Continued)

#### Property, plant and equipment and depreciation

Property, plant and equipment, other than construction in progress, are stated at cost less accumulated depreciation and any impairment losses. The cost of an item of property, plant and equipment comprises its purchase price and any directly attributable costs of bringing the asset to its working condition and location for its intended use.

Expenditure incurred after items of property, plant and equipment have been put into operation, such as repairs and maintenance, is normally charged to profit or loss in the period in which it is incurred. In situations where the recognition criteria are satisfied, the expenditure for a major inspection is capitalised in the carrying amount of the asset as a replacement. Where significant parts of property, plant and equipment are required to be replaced at intervals, the Group recognises such parts as individual assets with specific useful lives and depreciates them accordingly.

Depreciation is calculated on the straight-line basis to write off the cost of each item of property, plant and equipment to its residual value over its estimated useful life. The principal annual rates used for this purpose are as follows:

Office equipment and electronic and other devices	19%
Leasehold improvements	Over the shorter of the lease terms and useful lives

Where parts of an item of property, plant and equipment have different useful lives, the cost of that item is allocated on a reasonable basis among the parts and each part is depreciated separately. Residual values, useful lives and the depreciation method are reviewed, and adjusted if appropriate, at least at each financial year end.

### 3. 重要會計政策資料(續)

#### 物業、廠房及設備與折舊

物業、廠房及設備(在建工程除外)乃按成本減累計折舊及任何減值虧損列賬。物業、廠房及設備類項目的成本包括其購買價及任何令資產投入運作及將資產運往擬定用途地點的直接應計費用。

於物業、廠房及設備類項目投入運作後所引致的支出，如維修及保養費等，通常於該等支出產生期間計入損益。倘確認條件達標，主要檢查費用可按撥充資本計入作為重置的資產賬面值。倘大部分物業、廠房及設備須不時重置，本集團確認該部分物業、廠房及設備為個別具有特定使用年期的資產及相應地對其作出折舊。

折舊乃以直線法按其估計可使用年期撇銷各項物業、廠房及設備的成本至其剩餘價值。作該用途的主要年利率如下：

辦公設備、電子及 其他裝置	19%
租賃裝修	按租期及使用 年期的較短者

當一項物業、廠房及設備的各部分有不同使用年期時，該項目的成本乃按合理基準在各部分之間分配，而各部分乃個別地折舊。剩餘價值、使用年期及折舊方法至少於各財政年度末檢討，並作出調整(如適用)。

### 3. MATERIAL ACCOUNTING POLICY INFORMATION (Continued)

#### Property, plant and equipment and depreciation (Continued)

An item of property, plant and equipment including any significant part initially recognised is derecognised upon disposal or when no future economic benefits are expected from its use or disposal. Any gain or loss on disposal or retirement recognised in profit or loss in the year the asset is derecognised is the difference between the net sales proceeds and the carrying amount of the relevant asset.

Construction in progress is stated at cost less any impairment losses, and is not depreciated. It is reclassified to the appropriate category of property, plant and equipment when completed and ready for use.

#### Other intangible assets (other than goodwill)

Other intangible assets acquired separately are measured on initial recognition at cost. The cost of intangible assets acquired in a business combination is the fair value at the date of acquisition. The useful lives of intangible assets are assessed to be either finite or indefinite. Intangible assets with finite lives are subsequently amortised over the useful economic life and assessed for impairment whenever there is an indication that the intangible asset may be impaired. The amortisation period and the amortisation method for an intangible asset with a finite useful life are reviewed at least at each financial year end.

#### Software

Purchased software is stated at cost less any impairment loss and is amortised on the straight-line basis over its estimated useful life of 5 years.

### 3. 重要會計政策資料(續)

#### 物業、廠房及設備與折舊(續)

物業、廠房及設備的項目(包括最初經確認的任何重大部分)於出售或預期其使用或出售不會帶來任何未來經濟利益時終止確認。因出售或報廢而於該資產終止確認年度的損益內確認的任何盈虧乃有關資產出售淨收入與賬面值的差額。

在建工程指興建中的樓宇，乃按成本減任何減值虧損列賬，且不予折舊。成本包括建築期間的直接建築成本及相關借入資金的資本化借貸成本。在建工程將於落成並可供使用後重新歸入適當的物業、機器及設備類別。

#### 其他無形資產(商譽除外)

單獨取得的其他無形資產於初始確認時按成本計量。通過業務合併取得的無形資產的成本為收購日期的公平值。無形資產的使用年期分為有限期或無限期。有限期年期的無形資產隨後按使用經濟年期攤銷，並於有跡象顯示無形資產可能出現減值時評估減值。有限期使用年期的無形資產的攤銷期及攤銷方法至少於每個財政年度末檢討一次。

#### 軟件

採購的軟件按成本減任何減值虧損列賬，並於5年的估計使用年期內按直線法攤銷。

# NOTES TO THE CONSOLIDATED FINANCIAL STATEMENTS

## 綜合財務報表附註

31 December 2025  
2025年12月31日

### 3. MATERIAL ACCOUNTING POLICY INFORMATION (Continued)

#### Other intangible assets (other than goodwill) (Continued)

##### Customer relationship

Customer relationship is stated at cost less any impairment losses and is amortised on the straight-line basis over its estimated useful life of 5–10 years.

##### Leases

The Group assesses at contract inception whether a contract is, or contains, a lease. A contract is, or contains, a lease if the contract conveys the right to control the use of an identified asset for a period of time in exchange for consideration.

##### Group as a lessee

The Group applies a single recognition and measurement approach for all leases, except for short-term leases and leases of low-value assets. The Group recognises lease liabilities to make lease payments and right-of-use assets representing the right to use the underlying assets.

#### (a) Right-of-use assets

Right-of-use assets are recognised at the commencement date of the lease (that is the date the underlying asset is available for use). Right-of-use assets are measured at cost, less any accumulated depreciation and any impairment losses, and adjusted for any remeasurement of lease liabilities. The cost of right-of-use assets includes the amount of lease liabilities recognised, initial direct costs incurred, and lease payments made at or before the commencement date less any lease incentives received. Right-of-use assets are depreciated on a straight-line basis over the shorter of the lease terms.

### 3. 重要會計政策資料(續)

#### 其他無形資產(商譽除外)(續)

##### 客戶關係

客戶關係按成本減任何減值虧損列賬，並於5至10年的估計使用年期內按直線法攤銷。

##### 租賃

本集團在合同開始時評估合同是否為租賃或包含租賃。倘合同賦予權利於一段時間內控制已識別資產的用途以換取代價，則該合同為租賃或包含租賃。

##### 本集團作為承租人

本集團對所有租賃(短期租賃及低價值資產租賃除外)採取單一確認及計量方法。本集團確認租賃負債以作出租賃款項，而使用權資產指使用相關資產的權利。

#### (a) 使用權資產

使用權資產於租賃開始日期(即相關資產可供使用之日)確認。使用權資產按成本計量，減去任何累計折舊及任何減值虧損，並就租賃負債的任何重新計量作出調整。使用權資產的成本包括已確認租賃負債金額、已發生初始直接成本及於開始日期或之前支付的租賃付款減已收取的任何租賃優惠。使用權資產於租賃期(以較短者為準)內以直線法折舊。

### 3. MATERIAL ACCOUNTING POLICY INFORMATION (Continued)

#### Leases (Continued)

##### Group as a lessee (Continued)

##### (a) Right-of-use assets (Continued)

If ownership of the leased asset transfers to the Group by the end of the lease term or the cost reflects the exercise of a purchase option, depreciation is calculated using the estimated useful life of the asset. Right-of-use assets are subject to impairment.

##### (b) Lease liabilities

Lease liabilities are recognised at the commencement date of the lease at the present value of lease payments to be made over the lease term. The lease payments include fixed payments (including in-substance fixed payments) less any lease incentives receivable, variable lease payments that depend on an index or a rate, and amounts expected to be paid under residual value guarantees. The lease payments also include the exercise price of a purchase option reasonably certain to be exercised by the Group and payments of penalties for termination of a lease, if the lease term reflects the Group exercising the option to terminate the lease. The variable lease payments that do not depend on an index or a rate are recognised as an expense in the period in which the event or condition that triggers the payment occurs.

### 3. 重要會計政策資料(續)

#### 租賃(續)

##### 本集團作為承租人(續)

##### (a) 使用權資產(續)

倘租賃資產的所有權在租賃期結束時轉移至本集團或成本反映了購買期權的行使，則使用資產的估計使用年期計算折舊。使用權資產可能會發生減值。

##### (b) 租賃負債

於租賃開始日期按租賃期內將作出的租賃付款現值確認租賃負債。租賃付款包括固定付款(包括實質固定付款)減任何應收租賃優惠、取決於某一指數或比率的可變租賃付款及預期根據在剩餘價值擔保中將支付的金額。租賃付款亦包括本集團合理確定行使購買選擇權的行使價，並倘租賃期反映了本集團行使終止選擇權終止租賃，則須就終止租賃支付罰款。並非取決於某一指數或比率的可變租賃付款於觸發付款的事件或狀況出現期間確認為開支。

31 December 2025  
2025年12月31日

### 3. MATERIAL ACCOUNTING POLICY INFORMATION (Continued)

#### Leases (Continued)

##### Group as a lessee (Continued)

##### (b) Lease liabilities (Continued)

In calculating the present value of lease payments, the Group uses its incremental borrowing rate at the lease commencement date because the interest rate implicit in the lease is not readily determinable. After the commencement date, the amount of lease liabilities is increased to reflect the accretion of interest and reduced for the lease payments made. In addition, the carrying amount of lease liabilities is remeasured if there is a modification, a change in the lease term, a change in lease payments (e.g., a change to future lease payments resulting from a change in an index or rate) or a change in assessment of an option to purchase the underlying asset.

##### (c) Short-term leases

The Group applies the short-term lease recognition exemption to its short-term leases of machinery and equipment (that is those leases that have a lease term of 12 months or less from the commencement date and do not contain a purchase option).

Lease payments on short-term leases is recognised as an expense on a straight-line basis over the lease term.

### 3. 重要會計政策資料(續)

#### 租賃(續)

##### 本集團作為承租人(續)

##### (b) 租賃負債(續)

於計算租賃付款現值時，倘租賃中所隱含的利率不易釐定，本集團則於租賃開始日期使用增量借貸利率。於開始日期後，租賃負債金額增加，以反映利息增加及就所付的租賃付款減少。此外，倘出現修改、租賃期變動、租賃付款變動(例如：由指數或利率變動引致的未來租賃付款變動)或購買相關資產期權的評估變動，租賃負債的賬面值將重新計量。

##### (c) 短期租賃

本集團對其機器及設備的短期租賃(即自開始之日起租賃期為12個月或更短且不包含購買選擇權的租賃)採用短期租賃確認豁免法。

短期租賃的租賃付款在租賃期內按直線法確認為開支。

### 3. MATERIAL ACCOUNTING POLICY INFORMATION (Continued)

#### Investments and other financial assets

##### *Initial recognition and measurement*

Financial assets are classified, at initial recognition, as subsequently measured at amortised cost, fair value through other comprehensive income, and fair value through profit or loss.

The classification of financial assets at initial recognition depends on the financial asset's contractual cash flow characteristics and the Group's business model for managing them. With the exception of trade receivables that do not contain a significant financing component or for which the Group has applied the practical expedient of not adjusting the effect of a significant financing component, the Group initially measures a financial asset at its fair value plus in the case of a financial asset not at fair value through profit or loss, transaction costs. Trade receivables that do not contain a significant financing component or for which the Group has applied the practical expedient are measured at the transaction price determined under IFRS 15 in accordance with the policies set out for "Revenue recognition" below.

In order for a financial asset to be classified and measured at amortised cost or fair value through other comprehensive income, it needs to give rise to cash flows that are solely payments of principal and interest ("SPPI") on the principal amount outstanding. Financial assets with cash flows that are not SPPI are classified and measured at fair value through profit or loss, irrespective of the business model.

### 3. 重要會計政策資料(續)

#### 投資及其他金融資產

##### *初始確認及計量*

金融資產於初始確認時分類為其後按攤銷成本計量，並按公平值計入其他全面收入及按公平值計入損益。

初步確認時的金融資產分類取決於金融資產的合同現金流量特徵以及本集團管理彼等的業務模式。除了並不包含顯著的融資組成部份或本集團已就此應用簡易處理方法而非調整重大融資組成部分影響，本集團初始按公平值加上(倘金融資產並非按公平值計入損益)交易成本計量金融資產。不含重大融資組成部分或本集團已採用實際權宜之方法的貿易應收款項，根據下文「收益確認」所載之政策，根據國際財務報告準則第15號釐定之交易價格計量。

為使金融資產按攤銷成本或公平值計入其他全面收入進行分類及計量，需就未償還本金產生「純粹支付本金及利息」的現金流量。現金流量不是純粹支付本金及利息的金融資產被分類並按公平值計入損益，而與業務模型無關。

31 December 2025  
2025年12月31日

### 3. MATERIAL ACCOUNTING POLICY INFORMATION (Continued)

#### Investments and other financial assets (Continued)

##### Initial recognition and measurement (Continued)

The Group's business model for managing financial assets refers to how it manages its financial assets in order to generate cash flows. The business model determines whether cash flows will result from collecting contractual cash flows, selling the financial assets, or both. Financial assets classified and measured at amortised cost are held within a business model with the objective to hold financial assets in order to collect contractual cash flows, while financial assets classified and measured at fair value through other comprehensive income are held within a business model with the objective of both holding to collect contractual cash flows and selling. Financial assets which are not held within the aforementioned business models are classified and measured at fair value through profit or loss.

Purchases or sales of financial assets that require delivery of assets within the period generally established by regulation or convention in the marketplace are recognised on the trade date, that is, the date that the Group commits to purchase or sell the asset.

##### Subsequent measurement

The subsequent measurement of financial assets depends on their classification as follows:

##### Financial assets at amortised cost (debt instruments)

Financial assets at amortised cost are subsequently measured using the effective interest method and are subject to impairment. Gains and losses are recognised in profit or loss when the asset is derecognised, modified or impaired.

### 3. 重要會計政策資料(續)

#### 投資及其他金融資產(續)

##### 初始確認及計量(續)

本集團管理金融資產的業務模式指其如何管理其金融資產以產生現金流量。業務模式確定現金流量是否來自收集合同現金流量、出售金融資產，或兩者兼有。以攤銷成本分類和計量的金融資產被保存在一種商業模型中，其目的是持有金融資產以收集合同現金流量，而按公平值計入其他全面收入的金融資產則被保存在一種商業模型中，既收取合同現金流量並且出售作為目的。不屬於上述業務模式的金融資產，按照公平值計入損益。

需於一般由法規或慣例確立的期間內在市場上交付資產的金融資產買賣於交易日期(即本集團承諾買賣資產當日)確認。

##### 後續計量

金融資產的後續計量取決於其分類，如下所示：

##### 按攤銷成本列賬的金融資產(債務工具)

以攤銷成本後續計量使用實際利率法的金融資產受減值影響。當資產終止確認、修改或減值時，收益及虧損在損益中確認。

### 3. MATERIAL ACCOUNTING POLICY INFORMATION (Continued)

#### Derecognition of financial assets

A financial asset (or, where applicable, a part of a financial asset or part of a group of similar financial assets) is primarily derecognised (i.e., removed from the Group's consolidated statement of financial position) when:

- the rights to receive cash flows from the asset have expired; or
- the Group has transferred its rights to receive cash flows from the asset or has assumed an obligation to pay the received cash flows in full without material delay to a third party under a "pass-through" arrangement; and either (a) the Group has transferred substantially all the risks and rewards of the asset, or (b) the Group has neither transferred nor retained substantially all the risks and rewards of the asset, but has transferred control of the asset.

### 3. 重要會計政策資料(續)

#### 終止確認金融資產

金融資產(或如適用，金融資產的一部分或一組類似金融資產的一部分)主要於以下情況終止確認(即從本集團的財務狀況表刪除)：

- 自資產收取現金流量的權利已經屆滿；或
- 本集團已轉讓其自資產收取現金流量的權利或已承擔責任根據「轉讓」安排在並無重大延誤下將其全數支付予第三方；及(a)本集團已轉讓該資產的絕大部分風險及回報，或(b)本集團並無轉讓或保留該資產的絕大部分風險及回報，但已轉讓該產的控制權。

31 December 2025  
2025年12月31日

### 3. MATERIAL ACCOUNTING POLICY INFORMATION (Continued)

#### Derecognition of financial assets (Continued)

When the Group has transferred its rights to receive cash flows from an asset or has entered into a pass-through arrangement, it evaluates if, and to what extent, it has retained the risk and rewards of ownership of the asset. When it has neither transferred nor retained substantially all the risks and rewards of the asset nor transferred control of the asset, the Group continues to recognise the transferred asset to the extent of the Group's continuing involvement. In that case, the Group also recognises an associated liability. The transferred asset and the associated liability are measured on a basis that reflects the rights and obligations that the Group has retained.

Continuing involvement that takes the form of a guarantee over the transferred asset is measured at the lower of the original carrying amount of the asset and the maximum amount of consideration that the Group could be required to repay.

#### Impairment of financial assets

The Group recognises an allowance for expected credit losses ("ECLs") for all debt instruments not held at fair value through profit or loss. ECLs are based on the difference between the contractual cash flows due in accordance with the contract and all the cash flows that the Group expects to receive, discounted at an approximation of the original effective interest rate. The expected cash flows will include cash flows from the sale of collateral held or other credit enhancements that are integral to the contractual terms.

### 3. 重要會計政策資料(續)

#### 終止確認金融資產(續)

當本集團已轉讓其自資產收取現金流量的權利或已訂立轉讓安排，其會評估有否保留所有權的風險及回報，以及其程度。當本集團並無轉讓或保留該資產的絕大部分風險及回報及並無轉讓該資產的控制權，本集團以本集團持續滲入程度為限繼續確認所轉讓資產。在此情況下，本集團亦確認相關負債。經轉讓資產及相關負債乃按反映本集團已保留的權利及責任為基準計量。

持續滲入乃以被轉讓資產作出的一項保證的形式出現，並以該項資產的原賬面值及本集團或須償還的代價數額上限(以較低者為準)計算。

#### 金融資產減值

本集團確認對並非按公平值計入損益的所有債務工具預期信貸虧損(「預期信貸虧損」)的撥備。預期信貸虧損乃基於根據合同到期的合同現金流量與本集團預期收取的所有現金流量之間的差額而釐定，並以原實際利率的近似值貼現。預期現金流量將包括出售所持抵押的現金流量或組成合同條款的其他信貸提升措施。

### 3. MATERIAL ACCOUNTING POLICY INFORMATION (Continued)

#### Impairment of financial assets (Continued)

##### General approach

ECLs are recognised in two stages. For credit exposures for which there has not been a significant increase in credit risk since initial recognition, ECLs are provided for credit losses that result from default events that are possible within the next 12 months (a 12-month ECL). For those credit exposures for which there has been a significant increase in credit risk since initial recognition, a loss allowance is required for credit losses expected over the remaining life of the exposure, irrespective of the timing of the default (a lifetime ECL).

At each reporting date, the Group assesses whether the credit risk on a financial instrument has increased significantly since initial recognition. When making the assessment, the Group compares the risk of a default occurring on the financial instrument as at the reporting date with the risk of a default occurring on the financial instrument as at the date of initial recognition and considers reasonable and supportable information that is available without undue cost or effort, including historical and forward-looking information.

The Group considers a financial asset in default when contractual payments are 90 days past due. However, in certain cases, the Group may also consider a financial asset to be in default when internal or external information indicates that the Group is unlikely to receive the outstanding contractual amounts in full before taking into account any credit enhancements held by the Group.

A financial asset is written off when there is no reasonable expectation of recovering the contractual cash flows.

### 3. 重要會計政策資料(續)

#### 金融資產減值(續)

##### 一般方法

預期信貸虧損分兩個階段進行確認。就自初步確認起未有顯著增加的信貸風險而言，預期信貸虧損提供予由未來十二個月內可能發生違約事件而導致的信貸虧損(十二個月預期信貸損失)。就自初步確認起經已顯著增加的信貸風險而言，不論何時發生違約，於餘下風險年期內的預期信貸虧損均須計提虧損撥備(存續期預期信貸虧損)。

本集團在各報告日期評估相關金融工具的信用風險自初始確認後是否已顯著增加。於作出評估時，本集團將報告日期金融工具出現違約事件之風險與初步確認日期金融工具出現違約事件之風險進行比較，並會考慮合理且可證實的資料(毋須過高成本或太多工序便可供查閱)，包括過往經驗及前瞻性資料。

當合同付款已逾期90天，本集團會將金融資產視為違約。然而，在若干情況，在計及本集團所持的任何信貸增強時前，當內部或外部資料指出本集團不大可能悉數收回尚未償還合同金額，則本集團亦可能將金融資產視為違約。

倘無法合理預期收合同現金流量，則撇銷金融資產。

31 December 2025  
2025年12月31日

### 3. MATERIAL ACCOUNTING POLICY INFORMATION (Continued)

#### Impairment of financial assets (Continued)

##### General approach (Continued)

Debt investments at fair value through other comprehensive income and financial assets at amortised cost are subject to impairment under the general approach and they are classified within the following stages for measurement of ECLs except for trade receivables and contract assets which apply the simplified approach as detailed below.

Stage 1 – Financial instruments for which credit risk has not increased significantly since initial recognition and for which the loss allowance is measured at an amount equal to 12-month ECLs

Stage 2 – Financial instruments for which credit risk has increased significantly since initial recognition but that are not credit-impaired financial assets and for which the loss allowance is measured at an amount equal to lifetime ECLs

Stage 3 – Financial assets that are credit-impaired at the reporting date (but that are not purchased or originated credit-impaired) and for which the loss allowance is measured at an amount equal to lifetime ECLs

##### Simplified approach

For trade receivables and contract assets that do not contain a significant financing component or when the Group applies the practical expedient of not adjusting the effect of a significant financing component, the Group applies the simplified approach in calculating ECLs. Under the simplified approach, the Group does not track changes in credit risk, but instead recognises a loss allowance based on lifetime ECLs at each reporting date. The Group has established a provision matrix that is based on its historical credit loss experience, adjusted for forward-looking factors specific to the debtors and the economic environment.

### 3. 重要會計政策資料(續)

#### 金融資產減值(續)

##### 一般方法(續)

按公平值計入其他全面收入的債務投資和以攤銷成本計量的金融資產在一般方法下會發生減值，並且在以下階段進行預期信貸損失的計量時分類，而應收貿易賬款和合同資產採用簡化方法的情況則除外，詳情如下。

第一階段 – 金融工具的信用風險自初始確認後並未顯著增加，且虧損撥備以等同於12個月預期信貸虧損的金額計量

第二階段 – 金融工具的信用風險自初始確認後顯著增加，惟其並非信貸減值的金融資產，其虧損撥備以等同於存續期預期信貸虧損的金額計量

第三階段 – 於報告日期信貸減值的金融資產（惟其並非購買或原信貸減值），其虧損撥備以等同於存續期預期信貸虧損的金額計量

##### 簡化方法

並無重大融資成分或本集團應用可行權宜方法不調整重大融資成分影響的貿易應收款項及合同資產，本集團應用簡化方法計算預期信貸虧損。根據簡化方法，本集團並無追蹤信貸風險的變動，而是根據各報告日期的存續期預期信貸虧損確認虧損撥備。本集團已建立撥備矩陣，乃根據其過往信貸虧損經驗評估預期虧損率，並按債務人特定的前瞻性因素及經濟環境作出調整。

### 3. MATERIAL ACCOUNTING POLICY INFORMATION (Continued)

#### Financial liabilities

##### *Initial recognition and measurement*

Financial liabilities are classified, at initial recognition, as financial liabilities at fair value through profit or loss, loans and borrowings, payables, or as derivatives designated as hedging instruments in an effective hedge, as appropriate.

All financial liabilities are recognised initially at fair value and, in the case of loans and borrowings and payables, net of directly attributable transaction costs.

The Group's financial liabilities include trade and other payables and interest-bearing bank borrowings.

##### *Subsequent measurement*

The subsequent measurement of financial liabilities depends on their classification as follows:

##### *Financial liabilities at amortised cost (trade and other payables, and interest-bearing bank borrowing)*

After initial recognition, trade and other payables, and interest-bearing bank borrowing are subsequently measured at amortised cost, using the effective interest rate method unless the effect of discounting would be immaterial, in which case they are stated at cost. Gains and losses are recognised in profit or loss when the liabilities are derecognised as well as through the effective interest rate amortisation process.

Amortised cost is calculated by taking into account any discount or premium on acquisition and fees or costs that are an integral part of the effective interest rate. The effective interest rate amortisation is included in finance costs in profit or loss.

### 3. 重要會計政策資料(續)

#### 金融負債

##### *初始確認及計量*

金融負債在初始確認時分類為：按公平值計入損益的金融負債、貸款及借款、應付款項，或在有效對沖中指定為對沖工具的衍生工具。

初步確認所有金融負債時，乃以公平值及(倘屬貸款、借款及應付款項)扣除直接應佔交易成本計量。

本集團的金融負債包括貿易和其他應付款項及計息銀行借款。

##### *後續計量*

金融負債的後續計量取決於其分類，如下所示：

##### *按攤銷成本列賬的金融負債(貿易及其他應付款項及計息銀行借款)*

初始確認後，貿易及其他應付款項及計息銀行借款隨後採用實際利率法按攤銷成本進行計量，除非折現的影響不重大，在這種情況下以成本列示。終止確認負債時以及通過實際利率攤銷過程在損益中確認損益。

攤銷成本的計算方法是考慮任何收購折價或溢價以及作為實際利率一部分的費用或成本。有效利率攤銷計入損益中的融資成本。

# NOTES TO THE CONSOLIDATED FINANCIAL STATEMENTS

## 綜合財務報表附註

31 December 2025  
2025年12月31日

### 3. MATERIAL ACCOUNTING POLICY INFORMATION (Continued)

#### Derecognition of financial liabilities

A financial liability is derecognised when the obligation under the liability is discharged or cancelled, or expires.

When an existing financial liability is replaced by another from the same lender on substantially different terms, or the terms of an existing liability are substantially modified, such an exchange or modification is treated as a derecognition of the original liability and a recognition of a new liability, and the difference between the respective carrying amounts is recognised in profit or loss.

#### Offsetting of financial instruments

Financial assets and financial liabilities are offset and the net amount is reported in the statement of financial position if there is a currently enforceable legal right to offset the recognised amounts and there is an intention to settle on a net basis, or to realise the assets and settle the liabilities simultaneously.

#### Inventories

Inventories are stated at the lower of cost and net realisable value. Cost is determined on the first-in, first-out basis. Net realisable value is based on the estimated selling prices less any estimated costs to be incurred to completion and disposal.

### 3. 重要會計政策資料(續)

#### 終止確認金融負債

當負債項目下的責任被解除或取消或屆滿，金融負債須予終止確認。

如現有金融負債由同一放債人以幾乎完全不同條款的負債所取代，或現有負債的條款實質上幾乎已完全修訂，此類取代或修訂將被視為終止確認原負債及確認新負債處理，而有關賬面值的差額須於損益確認。

#### 抵銷金融工具

倘目前有合法可強制執行權利抵銷已確認的金額，且有意按淨額基準支付或同時將資產變現及結算負債，則抵銷金融資產及金融負債，而其淨額須列於財務狀況表內。

#### 存貨

存貨成本值及可變現淨值之較低者入賬。成本以先進先出的原則確定。可變現淨值是基於估計的售價減去完成和處置所需的任何估計成本。

### 3. MATERIAL ACCOUNTING POLICY INFORMATION (Continued)

#### Cash and cash equivalents

Cash and cash equivalents in the statement of financial position comprise cash on hand and at banks, and short-term highly liquid deposits with a maturity of generally within three months that are readily convertible into known amounts of cash, subject to an insignificant risk of changes in value and held for the purpose of meeting short-term cash commitments.

For the purpose of the consolidated statement of cash flows, cash and cash equivalents comprise cash on hand and at banks, and short-term deposits as defined above, less bank overdrafts which are repayable on demand and form an integral part of the Group's cash management.

#### Provisions

A provision is recognised when a present obligation (legal or constructive) has arisen as a result of a past event and it is probable that a future outflow of resources will be required to settle the obligation, provided that a reliable estimate can be made of the amount of the obligation.

When the Group expects some or all of a provision to be reimbursed, the reimbursement is recognised as a separate asset, but only when the reimbursement is virtually certain. The expense relating to a provision is presented in the statement of profit or loss net of any reimbursement.

When the effect of discounting is material, the amount recognised for a provision is the present value at the end of the reporting period of the future expenditures expected to be required to settle the obligation. The increase in the discounted present value amount arising from the passage of time is included in finance costs in profit or loss.

### 3. 重要會計政策資料(續)

#### 現金及現金等價物

財務狀況表內的現金及現金等價物包括手頭及銀行現金以及可隨時轉換為已知數額現金、價值變動風險極低及一般於三個月內到期的短期高流動性存款，乃為滿足短期現金承擔而持有。

就綜合現金流量表而言，現金及現金等價物由手頭及銀行現金以及上文界定的短期存款組成，減須按要求償還及組成本集團現金管理重要部分的銀行透支。

#### 撥備

倘因過往事件須承擔現時責任(法定或推定)，而履行該責任可能導致未來資源外流，且該責任所涉金額能夠可靠估計，則確認撥備。

當本集團預期部分或所有撥備將獲償付時，償付金額將確認為獨立資產，惟僅在償付金額基本確定的情況下方會確認。與撥備有關的開支經扣除任何補償後於損益表呈列。

倘貼現影響重大，則確認撥備的金額為預期履行責任所需未來開支於報告期末的現值。貼現現值隨時間流逝而增加的金額，並計入損益中的融資成本。

31 December 2025  
2025年12月31日

### 3. MATERIAL ACCOUNTING POLICY INFORMATION (Continued)

#### Income tax expense

Income tax expense comprises current and deferred tax. Income tax expense relating to items recognised outside profit or loss is recognised outside profit or loss, either in other comprehensive income or directly in equity.

Current tax assets and liabilities are measured at the amount expected to be recovered from or paid to the taxation authorities, based on tax rates (and tax laws) that have been enacted or substantively enacted by the end of the reporting period, taking into consideration interpretations and practices prevailing in the countries in which the Group operates.

Deferred tax is provided, using the liability method, on all temporary differences at the end of the reporting period between the tax bases of assets and liabilities and their carrying amounts for financial reporting purposes.

Deferred tax liabilities are recognised for all taxable temporary differences, except:

- when the deferred tax liability arises from the initial recognition of goodwill or an asset or liability in a transaction that is not a business combination and, at the time of the transaction, affects neither the accounting profit nor taxable profit or loss and does not give rise to equal taxable and deductible temporary differences; and
- in respect of taxable temporary differences associated with investments in subsidiaries, associates and joint ventures, when the timing of the reversal of the temporary differences can be controlled and it is probable that the temporary differences will not reverse in the foreseeable future.

### 3. 重要會計政策資料(續)

#### 所得稅開支

所得稅開支包括即期和遞延稅項。與損益外確認的科目相關的所得稅開支不在損益確認，而在其他全面收入或直接在權益中確認。

即期稅項資產和負債以報告期末已頒佈或實質已頒佈的稅率(及稅法)，並考慮本集團運營所在國家的詮釋及慣例，按照預期自稅務機關收回或向稅務機關支付的金額進行計量。

遞延稅項使用負債法就報告期末資產及負債稅基與其作財務呈報的賬面值之間的一切暫時差額作出撥備。

所有應課稅暫時差額均確認為遞延稅項負債，除非：

- 遞延稅項負債是由商譽或不構成業務合併交易中的資產或負債的初始確認所產生，而在交易時既不影響會計利潤也不影響應課稅利潤或虧損，且不會產生相同的應課稅及可扣減暫時差額；及
- 就有關附屬公司、合營企業及聯營公司投資所產生的應課稅暫時差額而言，撥回暫時差額的時間可受控制，而暫時差額於可預見的將來可能不會撥回。

### 3. MATERIAL ACCOUNTING POLICY INFORMATION (Continued)

#### Income tax expense (Continued)

Deferred tax assets are recognised for all deductible temporary differences, and the carryforward of unused tax credits and any unused tax losses. Deferred tax assets are recognised to the extent that it is probable that taxable profit will be available against which the deductible temporary differences, and the carryforward of unused tax credits and unused tax losses can be utilised, except:

- when the deferred tax asset relating to the deductible temporary differences arises from the initial recognition of an asset or liability in a transaction that is not a business combination and, at the time of the transaction, affects neither the accounting profit nor taxable profit or loss and does not give rise to equal taxable and deductible temporary differences; and
- in respect of deductible temporary differences associated with investments in subsidiaries, associates and joint ventures, deferred tax assets are only recognised to the extent that it is probable that the temporary differences will reverse in the foreseeable future and taxable profit will be available against which the temporary differences can be utilised.

The carrying amount of deferred tax assets is reviewed at the end of each reporting period and reduced to the extent that it is no longer probable that sufficient taxable profit will be available to allow all or part of the deferred tax asset to be utilised. Unrecognised deferred tax assets are reassessed at the end of each reporting period and are recognised to the extent that it has become probable that sufficient taxable profit will be available to allow all or part of the deferred tax asset to be recovered.

### 3. 重要會計政策資料(續)

#### 所得稅開支(續)

所有可扣減暫時差額及未動用稅項抵免及任何未動用稅項虧損結轉，均被確認為遞延稅項資產。倘可能具有應課稅利潤抵銷可扣減暫時差額，以及可動用結轉的未動用稅項抵免及稅項虧損，則會確認遞延稅項資產，惟下述情況除外：

- 因有關可扣減暫時差額的遞延稅項資產源自初始確認一項交易(並非業務合併)中的資產或負債，而有關交易進行時既不影響會計利潤也不影響應課稅利潤或虧損，且不會產生相同的應課稅及可扣減暫時差額；及
- 就有關附屬公司、聯營公司及合營企業投資所產生的可扣減暫時差額而言，遞延稅項資產僅於暫時差額於可預見的將來可能撥回，而且具有應課稅利潤用以抵銷暫時差額時，方會予以確認。

遞延稅項資產的賬面值於各報告期末進行審閱，並扣減至不再可能有足夠應課稅利潤以扣減所有或部分將予動用的遞延稅項資產為止。未確認遞延稅項資產於各報告期末重新評核，並於可能有足夠應課稅利潤以扣減所有或部分將予收回的遞延稅項資產時予以確認。

# NOTES TO THE CONSOLIDATED FINANCIAL STATEMENTS

## 綜合財務報表附註

31 December 2025  
2025年12月31日

### 3. MATERIAL ACCOUNTING POLICY INFORMATION (Continued)

#### Income tax expense (Continued)

Deferred tax assets and liabilities are measured at the tax rates that are expected to apply to the period when the asset is realised or the liability is settled, based on tax rates (and tax laws) that have been enacted or substantively enacted by the end of the reporting period.

Deferred tax assets and deferred tax liabilities are offset if and only if the Group has a legally enforceable right to set off current tax assets and current tax liabilities and the deferred tax assets and deferred tax liabilities relate to income taxes levied by the same taxation authority on either the same taxable entity or different taxable entities which intend either to settle current tax liabilities and assets on a net basis, or to realise the assets and settle the liabilities simultaneously, in each future period in which significant amounts of deferred tax liabilities or assets are expected to be settled or recovered.

#### Government grants

Government grants are recognised at their fair value where there is reasonable assurance that the grant will be received and all attaching conditions will be complied with. When the grant relates to an expense item, it is recognised as income on a systematic basis over the periods that the costs, for which it is intended to compensate, are expensed.

### 3. 重要會計政策資料(續)

#### 所得稅開支(續)

遞延稅項資產及負債以預期適用於資產變現或負債清還期間的稅率計量，並以報告期末已頒佈或實質已頒佈的稅率(及税法)為基準。

當及僅當本集團有在法律上可強制執行的權利將即期稅項資產與即期稅項負債抵銷，且遞延稅項資產及遞延稅項負債與同一稅務機關對同一應課稅實體或不同應課稅實體徵收的所得稅相關，而該等不同的應課稅實體於各未來期間預期有大額遞延稅項負債或資產將予結算或清償時，擬按淨額基準結算即期稅務負債及資產或同時變現資產及結算負債，則遞延稅項資產與遞延稅項負債可予抵銷。

#### 政府補助

政府補助在合理確信可收取及一切附帶條件均可達成的情況下按其公平值予以確認。倘補助涉及一項支出，則在與其擬補償而支銷相關成本的期間內，有系統地確認為收入。

### 3. MATERIAL ACCOUNTING POLICY INFORMATION (Continued)

#### Revenue recognition

##### *Revenue from contracts with customers*

Revenue from contracts with customers is recognised when control of goods or services is transferred to the customers at an amount that reflects the consideration to which the Group expects to be entitled in exchange for those goods or services.

When the consideration in a contract includes a variable amount, the amount of consideration is estimated to which the Group will be entitled in exchange for transferring the goods or services to the customer. The variable consideration is estimated at contract inception and constrained until it is highly probable that a significant revenue reversal in the amount of cumulative revenue recognised will not occur when the associated uncertainty with the variable consideration is subsequently resolved.

When the contract contains a financing component which provides the customer with a significant benefit of financing the transfer of goods or services to the customer for more than one year, revenue is measured at the present value of the amount receivable, discounted using the discount rate that would be reflected in a separate financing transaction between the Group and the customer at contract inception. When the contract contains a financing component which provides the Group with a significant financial benefit for more than one year, revenue recognised under the contract includes the interest expense accreted on the contract liability under the effective interest method. For a contract where the period between the payment by the customer and the transfer of the promised goods or services is one year or less, the transaction price is not adjusted for the effects of a significant financing component, using the practical expedient in IFRS 15.

### 3. 重要會計政策資料(續)

#### 收益確認

##### *客戶合同收益*

客戶合同收益在貨品或服務轉移至客戶時按反映本集團就交換該等貨品或服務而預期有權收取的代價金額確認。

當合同代價包含可變金額，代價估計為本集團轉讓貨品或服務予客戶時將有權換取的金額。可變代價於合同訂立時作估計並受限制，直至已確認的累計收益金額不大可能出現重大收益撥回，當時可變代價的相關不確定性隨即獲解決。

當合同包含融資組成部分，其向客戶提供重大利益，為轉移貨物或服務予該客戶融資超過一年，則收益按應收款項金額的現值計量，並以於合同訂立時本集團與該客戶之間的單獨融資交易反映的折現率折現。當合同包含融資組成部分，其向本集團提供重大財務利益超過一年，則合同下確認的收益包括實際利率法下合同負債的利息支出。對於客戶付款與轉移承諾貨物或服務之間的時間差距為一年或以下的合同，使用國際財務報告準則第15號的權宜方法，即交易價格不就重大融資組成部分的影響作出調整。

# NOTES TO THE CONSOLIDATED FINANCIAL STATEMENTS

## 綜合財務報表附註

31 December 2025  
2025年12月31日

### 3. MATERIAL ACCOUNTING POLICY INFORMATION (Continued)

#### Revenue recognition (Continued)

##### Revenue from contracts with customers (Continued)

##### (a) Property management services

The Group charged property management fees in respect of the property management services on a monthly basis and a lump sum basis.

On a monthly basis, the Group bills a fixed amount for services provided on a monthly basis and recognises as revenue in the amount to which the Group has right to invoice and that corresponds directly with the value of performance completed.

On a lump sum basis, the Group is entitled to retain the full amount of the received property management fees. From the property management fees, the Group shall bear expenses associated with, among others, staff, cleaning, garbage disposal, gardening and landscaping, security and general overheads covering the common areas. During the term of the contract, if the amount of the property management fees the Group collected is not sufficient to cover all the expenses incurred, the Group is not entitled to request the property owners to pay the shortfall.

Accordingly, on a lump sum basis, the Group recognises the full amount of the property management fees the Group charged to the property owners and property developers as revenue.

These services are performed by an indeterminate number of acts over a specified period of time. Accordingly, revenue is recognised on a straight-line basis over the specified period unless there is evidence that some other methods better represent the stage of completion, and the costs of services are recognised as incurred in connection with performing such services.

### 3. 重要會計政策資料(續)

#### 收益確認(續)

##### 客戶合同收益(續)

##### (a) 物業管理服務

本集團按月制及按包幹制收取物業管理服務的物業管理費。

於按月制下，本集團本每月就提供的服務開出固定金額賬單，並將本集團有權開立發票且與已完成的履約價值直接匹配的金額確認為收益。

包幹制下，本集團有權保留所收取的全額物業管理費。就物業管理費而言，本集團須承擔有關(其中包括)員工、清潔、垃圾處置、園藝及園林綠化、安保及涵蓋公用區的一般開銷成本的開支。於合同期內，倘本集團所收取的物業管理費金額不足以支付所有產生的開支，本集團無權要求業主支付不足金額。

因此，於包幹制下，本集團將收益確認為本集團向業主及房地產開發商收取的物業管理費全額。

該等服務是由在具體時期不確定次數的行動所履行。因此，收益按直線法於具體時期確認，除非有證據證明其他方法可更佳表示完成階段，而服務成本於履行相關服務發生時確認。

### 3. MATERIAL ACCOUNTING POLICY INFORMATION (Continued)

#### Revenue recognition (Continued)

##### Revenue from contracts with customers (Continued)

#### (b) Value-added services to non-property owners

Value-added services to non-property owners mainly include sales assistance services, pre-delivery and consulting services. The term of the contracts for sales assistance is generally set to expire when the counterparties notify the Group that the services are no longer required. Pre-delivery and consulting services are rendered in a short period of time and there were no unsatisfied performance obligations at the end of the respective periods.

#### (c) Community value-added services

For the community value-added services, the Group recognises revenue in the amount that equals the right to invoice which corresponds directly with the value of customers of the Group's performance to date on a monthly or quarterly basis. The Group has elected the practical expedient for not disclosing the remaining performance obligations for these types of contracts.

#### (d) Other services

Other services primarily include asset operation services, which primarily include sales and marketing service for new homes and parking spaces. The Group are recognised as revenue when the related performance obligation is satisfied, which occurs at the point in time when control of the unit is transferred to the customer. Control is generally considered to be transferred upon completion of the unit and its corresponding handover to the customer.

If contracts involve the sale of multiple services, the transaction price allocated to each performance obligation based on their relative stand-alone selling prices. If the stand-alone selling prices are not directly observable, they are estimated based on expected cost plus a margin or adjusted market assessment approach, depending on the availability of observable information.

### 3. 重要會計政策資料(續)

#### 收益確認(續)

##### 客戶合同收益(續)

#### (b) 非業主增值服務

為非業主提供的增值服務主要包括銷售協助服務、預先交付及諮詢服務。當交易對方通知本集團不再需要服務時，銷售協助合同的期限通常定為到期。交付前及諮詢服務是在很短的時間內提供，並且在相應期間結束時沒有未履行的履約義務。

#### (c) 社區增值服務

就社區增值服務而言，本集團按有權開具發票的金額確認收益，該收益直接與本集團迄今為止按月或按季向客戶履約的價值相對應。本集團已選擇可行權宜方法，不披露該等類型合同的剩餘履約義務。

#### (d) 其他服務

其他服務主要包括資產經營服務，其主要包括新房及停車位的銷售及營銷服務。本集團於相關履約責任獲達成時確認收益，而履約責任乃於單位的控制權轉移至客戶的時間點達成。控制權一般視為於單位竣工並相應移交予客戶時轉移。

倘合約涉及銷售多項服務，交易價將根據其相對獨立售價分配至各履約責任。倘無法直接觀察得出獨立售價，則按預期成本加利潤率或採用經調整市場評估法估計，視乎有否可觀察資料而定。

# NOTES TO THE CONSOLIDATED FINANCIAL STATEMENTS

## 綜合財務報表附註

31 December 2025  
2025年12月31日

### 3. MATERIAL ACCOUNTING POLICY INFORMATION (Continued)

#### Revenue recognition (Continued)

#### Revenue from contracts with customers (Continued)

#### (d) Other services (Continued)

When either party to a contract has performed, the Group presents the contract in the statements of financial position as a contract liability, depending on the relationship between the Group's performance and the customer's payment.

If a customer pays consideration or the Group has a right to an amount of consideration that is unconditional, before the Group transfers services to the customer, the Group presents the contract as a contract liability when the payment is received or a receivable is recorded (whichever is earlier). A contract liability is the Group's obligation to transfer services to a customer for which the Group has received consideration (or an amount of consideration is due) from the customer.

A receivable is recorded when the Group has an unconditional right to consideration. A right to consideration is unconditional if only the passage of time is required before payment of that consideration is due. The Group has elected the practical expedient for not disclosing the remaining performance obligations for these types of contracts.

#### Other income

Interest income is recognised on an accrual basis using the effective interest method by applying the rate that exactly discounts the estimated future cash receipts over the expected life of the financial instrument or a shorter period, when appropriate, to the net carrying amount of the financial asset.

### 3. 重要會計政策資料(續)

#### 收益確認(續)

#### 客戶合同收益(續)

#### (d) 其他服務(續)

當一方已按照合約履約時，本集團視乎本集團的履約與客戶付款的關係將合約作為合約負債呈列於財務狀況表。

倘於本集團向客戶轉讓服務前，客戶支付代價或本集團擁有無條件收取代價的權利，則本集團於收取付款或記錄應收款項時(以較早者為準)將合約呈列為合約負債。合約負債是本集團因已向客戶收取代價(或應收客戶的代價金額)而向客戶轉讓服務的責任。

應收款項於本集團有無條件權利收取代價時予以記錄。倘代價僅隨時間推移即會成為到期應付，則收取代價的權利為無條件。本集團已選擇可行權宜方法，不披露該等類型合同的剩餘履約義務。

#### 其他收入

利息收入按應計基準使用實際利息法確認，當中採用將金融工具預期年期或更短期間(如適用)內的估計未來現金收入準確貼現至金融資產賬面淨值的利率。

### 3. MATERIAL ACCOUNTING POLICY INFORMATION (Continued)

#### Contract assets

If the Group performs by transferring goods or services to a customer before being unconditionally entitled to the consideration under the contract terms, a contract asset is recognised for the earned consideration that is conditional. Contract assets are subject to impairment assessment, details of which are included in the accounting policies for impairment of financial assets. They are reclassified to trade receivables when the right to the consideration becomes unconditional.

#### Contract liabilities

A contract liability is recognised when a payment is received or a payment is due (whichever is earlier) from a customer before the Group transfers the related goods or services. Contract liabilities are recognised as revenue when the Group performs under the contract (i.e., transfers control of the related goods or services to the customer).

#### Contract costs

Other than the costs which are capitalised as inventories, property, plant and equipment and intangible assets, costs incurred to fulfil a contract with a customer are capitalised as an asset if all of the following criteria are met:

- (a) The costs relate directly to a contract or to an anticipated contract that the entity can specifically identify;
- (b) The costs generate or enhance resources of the entity that will be used in satisfying (or in continuing to satisfy) performance obligations in the future; and
- (c) The costs are expected to be recovered.

The capitalised contract costs are amortised and charged to the profit or loss on a systematic basis that is consistent with the transfer to the customer of the goods or services to which the asset relates. Other contract costs are expensed as incurred.

### 3. 重要會計政策資料(續)

#### 合同資產

倘本集團於根據合同條款有權無條件收取代價前向客戶轉讓貨物或服務，則就所賺取的有條件代價確認合同資產。合同資產需要進行減值評估，其詳情包括在金融資產減值的會計政策中。當收取代價的權利成為無條件時，其重新分類為貿易應收款項。

#### 合同負債

當本集團轉移相關的商品或服務之前，收到客戶的款項或應付款(以較早者為準)時，確認合同負債。當本集團根據合同履行合同時(即將相關商品或服務的控制權轉讓給客戶)，合同負債確認為收益。

#### 合同成本

除作為存貨、物業、廠房及設備以及無形資產資本化的成本外，履行與客戶合同所產生的成本，倘符合以下所有條件，則資本化為資產：

- (a) 成本直接與合同或實體可以明確確定的預期合同相關；
- (b) 成本產生或增強將用於達至(或繼續達至)未來履約責任的實體資源；及
- (c) 預計成本將會收回。

資本化合同成本按系統化基準攤銷及計入損益，與向客戶轉讓資產相關的商品或服務一致。其他合同成本於產生時列為開支。

# NOTES TO THE CONSOLIDATED FINANCIAL STATEMENTS

## 綜合財務報表附註

31 December 2025  
2025年12月31日

### 3. MATERIAL ACCOUNTING POLICY INFORMATION (Continued)

#### Other employee benefits

##### *Pension scheme*

The Group operates a defined contribution Mandatory Provident Fund retirement benefit scheme (the "MPF Scheme") under the Mandatory Provident Fund Schemes Ordinance for those employees in Hong Kong who are eligible to participate in the MPF Scheme. Contributions are made based on a percentage of the employees' basic salaries and are charged to profit or loss as they become payable in accordance with the rules of the MPF Scheme. The assets of the MPF Scheme are held separately from those of the Group in an independently administered fund. The Group's employer contributions vest fully with the employees when contributed into the MPF Scheme. During the reporting period, there are no forfeited contributions which may be used by the Group (as employer) to reduce the existing level of contributions.

The employees of the Group's subsidiary which operates in Chinese Mainland are required to participate in a central pension scheme operated by the local municipal government. This subsidiary is required to contribute a certain portion of its payroll costs to the central pension scheme. The contributions are charged to the statement of profit or loss as they become payable in accordance with the rules of the central pension scheme.

### 3. 重要會計政策資料(續)

#### 其他僱員福利

##### *退休金計劃*

本集團根據《強制性公積金計劃條例》為有資格參加強積金計劃的香港僱員實施定額供款強制性公積金退休福利計劃(「強積金計劃」)。供款乃根據僱員基本薪金的一定百分比作出，並於根據強積金計劃的規定應付時自損益扣除。強積金計劃的資產與本集團的資產分開持有，並由獨立管理基金持有。本集團的僱主供款在向強積金計劃供款時完全歸屬於僱員。報告期內，未有任何被沒收的繳款被本集團(作為僱主)用於減少現有繳款水平。

本集團於中國內地經營業務之附屬公司之僱員須參與由地方市政府設立之中央退休金計劃。附屬公司必須將其工資成本的若干比例支付予中央退休金計劃。供款根據中央退休金計劃的規定於應付時自損益表扣除。

### 3. MATERIAL ACCOUNTING POLICY INFORMATION (Continued)

#### Borrowing costs

Borrowing costs directly attributable to the acquisition, construction or production of qualifying assets, i.e., assets that necessarily take a substantial period of time to get ready for their intended use or sale, are capitalised as part of the cost of those assets. The capitalisation of such borrowing costs ceases when the assets are substantially ready for their intended use or sale. All other borrowing costs are expensed in the period in which they are incurred. Borrowing costs consist of interest and other costs that an entity incurs in connection with the borrowing of funds.

#### Dividends

Final dividends are recognised as a liability when they are approved by the shareholders in a general meeting. Proposed final dividends are disclosed in the notes to the consolidated financial statements. Interim dividends are simultaneously proposed and declared, because the Company's memorandum and articles of association grant the directors the authority to declare interim dividends. Consequently, interim dividends are recognised immediately as a liability when they are proposed and declared.

### 3. 重要會計政策資料(續)

#### 借貸成本

直接用於購買、興建或生產合資格資產(即需待相當時間方可達致其擬定用途或出售的資產)的借貸成本一律撥充作為該等資產的部分成本。一旦資產大致可供擬定用途或出售，則有關借貸成本不再撥充資本。所有其他借貸成本均於產生期間支銷。借貸成本包括實體就借用資金產生的利息及其他成本。

#### 股息

末期股息於股東大會上獲股東批准時確認為負債。擬派末期股息於綜合財務報表附註披露。中期股息於建議同時宣派，乃因本公司之組織章程大綱及細則授權董事宣派中期股息。因此，中期股息於建議及宣派後隨即確認為負債。

# NOTES TO THE CONSOLIDATED FINANCIAL STATEMENTS

## 綜合財務報表附註

31 December 2025  
2025年12月31日

### 3. MATERIAL ACCOUNTING POLICY INFORMATION (Continued)

#### Foreign currencies

These financial statements are presented in RMB, which is the Company's functional currency. Each entity in the Group determines its own functional currency and items included in the financial statements of each entity are measured using that functional currency. Foreign currency transactions recorded by the entities in the Group are initially recorded using their respective functional currency rates prevailing at the dates of the transactions. Monetary assets and liabilities denominated in foreign currencies are translated at the functional currency rates of exchange ruling at the end of the reporting period. Differences arising on settlement or translation of monetary items are recognised in profit or loss.

Non-monetary items that are measured in terms of historical cost in a foreign currency are translated using the exchange rates at the dates of the initial transactions. Non-monetary items measured at fair value in a foreign currency are translated using the exchange rates at the date when the fair value was measured. The gain or loss arising on translation of a non-monetary item measured at fair value is treated in line with the recognition of the gain or loss on change in fair value of the item (i.e., translation difference on the item whose fair value gain or loss is recognised in other comprehensive income or profit or loss is also recognised in other comprehensive income or profit or loss, respectively).

### 3. 重要會計政策資料(續)

#### 外幣

該等財務報表以人民幣列示，為本公司的功能貨幣。本集團內各實體決定其自身的功能貨幣，列入各實體財務報表的項目使用該呈列貨幣計量。本集團內實體錄得的外幣交易初步使用交易日期的通行功能貨幣匯率入賬。以外幣計值的貨幣資產及負債按報告期末的通行外幣匯率換算。結算或換算貨幣項目時產生的差額於損益確認。

以外幣為單位而按歷史成本入賬的非貨幣項目按首次交易日的匯率換算。以外幣為單位而按公平值計量的非貨幣項目按計量公平值當日的匯率換算。換算按公平值計量的非貨幣項目產生的收益或虧損按與確認項目公平值變動的收益或虧損一致的方式處理(即公平值收益或虧損於其他全面收入或損益中確認的項目的匯兌差額亦分別於其他全面收入或損益中確認)。

### 3. MATERIAL ACCOUNTING POLICY INFORMATION (Continued)

#### Foreign currencies (Continued)

In determining the exchange rate on initial recognition of the related asset, expense or income on the derecognition of a non-monetary asset or non-monetary liability relating to an advance consideration, the date of initial transaction is the date on which the Group initially recognises the non-monetary asset or non-monetary liability arising from the advance consideration. If there are multiple payments or receipts in advance, the Group determines the transaction date for each payment or receipt of the advance consideration.

The functional currencies of certain overseas subsidiaries, joint ventures and associates are currencies other than the RMB. As at the end of the reporting period, the assets and liabilities of these entities are translated into RMB at the exchange rates prevailing at the end of the reporting period and their statements of profit or loss are translated into RMB at the weighted average exchange rates for the year.

The resulting exchange differences are recognised in other comprehensive income and accumulated in the exchange fluctuation reserve, except to the extent that the differences are attributable to non-controlling interests. On disposal of a foreign operation, the cumulative amount in the reserve relating to that particular foreign operation is recognised in profit or loss.

For the purpose of the consolidated statement of cash flows, the cash flows of overseas subsidiaries are translated into RMB at the exchange rates ruling at the dates of the cash flows. Frequently recurring cash flows of overseas subsidiaries which arise throughout the year are translated into RMB at the weighted average exchange rates for the year.

### 3. 重要會計政策資料(續)

#### 外幣(續)

釐定有關資產於初步確認時、終止確認與預付代價有關的非貨幣性資產或非貨幣性負債產生的開支或收入的匯率時，初步交易日期為本集團初步確認因預付代價而產生非貨幣性資產或非貨幣性負債的日期。倘存在多次付款或預收款項，本集團釐定預付代價各付款或收款交易日期。

若干海外附屬公司、合營企業和聯營公司的功能貨幣是人民幣以外的貨幣。於報告期末，這些實體的資產和負債按照報告期末的匯率折算成人民幣，其損益表按年內加權平均匯率折算成人民幣。

因此而產生的匯兌差額於其他全面收入確認並於匯兌波動儲備累計，惟有關差額歸屬於非控股權益則除外。出售外國業務時，與該特定外國業務有關的儲備累計金額在損益內確認。

就綜合現金流量表而言，海外附屬公司的現金流量按照現金流量發生之日的匯率折算為人民幣。海外附屬公司全年經常發生的經常性現金流量，按年內加權平均匯率折算為人民幣。

# NOTES TO THE CONSOLIDATED FINANCIAL STATEMENTS

## 綜合財務報表附註

31 December 2025  
2025年12月31日

### 4. KEY SOURCES OF ESTIMATION UNCERTAINTY

The preparation of the Group's financial statements requires management to make judgements, estimates and assumptions that affect the reported amounts of revenues, expenses, assets and liabilities, and their accompanying disclosures, and the disclosure of contingent liabilities. Uncertainty about these assumptions and estimates could result in outcomes that could require a material adjustment to the carrying amounts of the assets or liabilities affected in the future.

The estimates and underlying assumptions are reviewed on an ongoing basis. Revisions to accounting estimates are recognised in the period in which the estimate is revised if the revision affects only that period, or in the period of the revision and future periods if the revision affects both current and future periods.

The key assumptions concerning the future and other key sources of estimation uncertainty at the end of the reporting period, that have a significant risk of causing a material adjustment to the carrying amounts of assets and liabilities within the next financial year, are described below.

#### Estimated impairment of goodwill and other intangible assets

Determining whether goodwill and other intangible assets were impaired requires an estimation of the recoverable amount of the cash generating unit (or group of cash-generating units) to which goodwill and other intangible assets have been allocated, which is the higher of the value in use or fair value less costs of disposal. The value in use calculation requires the Group to estimate the future cash flows expected to arise from the cash-generating unit (or a group of cash-generating units) and a suitable discount rate in order to calculate the present value. Key estimates involved in the preparation of cash flow projections for the period covered by the approved financial budgets include the growth rates in revenue, estimated gross profit, estimated profit before tax and pre-tax discount rates. Where the actual future cash flows are less than expected, or change in facts and circumstances which results in downward revision of future cash flows or upward revision of pre-tax discount rates, a material impairment loss or further impairment loss may arise.

As at 31 December 2025, the carrying amount of goodwill and other intangible assets are RMB156,048,000 and RMB43,073,000 respectively (2024: RMB175,050,000 and RMB57,725,000). Details of the recoverable amount calculation are disclosed in Notes 16 and 17 to the consolidated financial statements.

### 4. 估計不明朗因素的主要來源

編製本集團的財務報表時，管理層須作出會影響所呈報收益、開支、資產與負債的報告金額及其披露以及或有負債披露的判斷、估計及假設。有關該等假設及估計的不明朗因素可能導致可能須對日後受到影響的資產與負債的賬面值作出重大調整。

各項估計及相關假設乃按持續基準進行審閱。倘會計估計的修訂僅影響修訂該估計的期間，其修訂便會在該期間內確認；倘修訂對當前及未來期間均有影響，則在修訂期間及未來期間確認。

下文披露可能引致資產及負債的賬面值於下個財政年度或須予以重大調整，且有關未來的主要假設，以及於報告期末存在的估計不明朗因素的其他主要來源。

#### 商譽及其他無形資產估計減值

釐定商譽及其他無形資產有否減值時須估計已獲分配商譽及其他無形資產的現金產生單位(或現金產生單位組別)的可收回金額(為使用價值與公平值減出售成本的較高者)。使用價值計算要求本集團估計現金產生單位(或現金產生單位組別)預期產生的未來現金流量，以及計算現值所須的合適的貼現率。編製核准財務預算涵蓋期間現金流量預測所涉及的主要估計包括收益增長率、估計毛利、除稅前估計溢利及除稅前貼現率。倘實際未來現金流量低於預期，又或事實及情況轉變導致須下調未來現金流量或上調除稅前貼現率，則可能產生重大減值虧損或更多減值虧損。

於2025年12月31日，商譽及其他無形資產賬面值為人民幣156,048,000元及人民幣43,073,000元(2024年：人民幣175,050,000元及人民幣57,725,000元)。可收回金額計算於綜合財務報表附註16及17中披露。

#### 4. KEY SOURCES OF ESTIMATION UNCERTAINTY (Continued)

##### Provision for expected credit losses on trade receivables and amounts due from related companies

The Group uses a provision matrix to calculate ECLs for trade receivables and trade nature's amount due from related companies. The provision rates are based on days past due for groupings of various customer segments that have similar loss patterns (i.e., by geography, service type, customer type and rating, and coverage by letters of credit and other forms of credit insurance).

The provision matrix is initially based on the Group's historical observed default rates. The Group will calibrate the matrix to adjust the historical credit loss experience with forward-looking information. For instance, if forecast economic conditions (i.e., gross domestic product) are expected to deteriorate over the next year which can lead to an increased number of defaults in the property management sector, the historical default rates are adjusted. At each reporting date, the historical observed default rates are updated and changes in the forward-looking estimates are analysed.

The assessment of the correlation among historical observed default rates, forecast economic conditions and ECLs is a significant estimate. The amount of ECLs is sensitive to changes in circumstances and forecast economic conditions. The Group's historical credit loss experience and forecast of economic conditions may also not be representative of a customer's actual default in the future. The information about the ECLs on the Group's trade receivables and amounts due from related companies is disclosed in Note 20 and 35 to the consolidated financial statements.

#### 4. 估計不明朗因素的主要來源(續)

##### 貿易應收款項及應收關聯公司款項的預期信貸虧損撥備

本集團使用撥備矩陣計算貿易應收款項及貿易性質的應收關聯公司款項的預期信貸虧損。撥備率根據具有類似虧損模式(即按地理位置、服務類型、客戶類型及評級,以及信用證及其他形式的信貸保險的覆蓋範圍劃分)的各個客戶群的分組的逾期天數計算。

撥備矩陣初始根據本集團過往觀察的違約率計算。本集團將通過調整矩陣以調整過往信貸虧損經驗及前瞻性資料。例如,若預測經濟狀況(即國內生產總值)於未來一年內惡化,從而導致物業管理行業的違約數量增加,過往違約率將予調整。於各報告日期,過往觀察的違約率將予以更新,並分析前瞻性估計的變化。

對過往觀察的違約率、預測經濟狀況及預期信貸虧損之間的相關性評估乃一項重要的估計。預期信貸虧損的金額對環境及預測經濟狀況敏感。本集團的過往信貸虧損經驗及對經濟狀況的預測亦可能無法代表客戶於日後的實際違約情況。有關本集團貿易應收款項及應收關聯公司款項的預期信貸虧損資料於綜合財務報表附註20及35披露。

# NOTES TO THE CONSOLIDATED FINANCIAL STATEMENTS

## 綜合財務報表附註

31 December 2025  
2025年12月31日

### 5. SEGMENT INFORMATION

The executive directors of the Company, being the chief operating decision maker, monitor the operating results of the Group's business which includes property management services income, value-added services income and other services income by project locations for the purpose of making decisions about resource allocation and performance assessment. As all the locations have similar economic characteristics and are similar in the nature of property management services, the nature of the aforementioned business processes, the type or class of the customer for the aforementioned business and the methods used to distribute the property management services, value-added services and other services, all locations were aggregated as one reportable operating segment.

#### Geographical information

No geographical information is presented as the Group's revenue from the external customers is derived solely from its operation in Mainland China and no non-current assets of the Group are located outside Mainland China.

#### Information about major customers

No major customer contributed over 10% of the total revenue of the Group for the years ended 31 December 2025 and 2024.

### 6. REVENUE, OTHER INCOME AND GAINS AND LOSSES

An analysis of revenue is as follows:

### 5. 分部資料

本公司執行董事(即首席營運決策者)按項目位置監察本集團業務的經營業績(包括物業管理服務收入、增值服務收入及其他服務收入)，以對資源分配及表現評估作出決策。因所有位置具備類似經濟特徵，且物業管理服務的性質、上述業務流程的性質、上述業務的客戶類型或級別以及分配物業管理服務、增值服務及其他服務所用方法均類似，故將所有位置歸總為一個可報告經營分部。

#### 地區資料

由於本集團來自外部客戶的收益僅自其於中國內地的經營所得且本集團並無非流動資產位於中國內地以外地區，故並無呈列地區資料。

#### 有關主要客戶的資料

截至2025年及2024年12月31日止年度，概無主要客戶對本集團總收益貢獻超過10%。

### 6. 收益、其他收入及收益及虧損

對收益的分析如下：

		2025 2025年 RMB'000 人民幣千元	2024 2024年 RMB'000 人民幣千元
<b>Revenue from contracts with customers</b>	<b>客戶合同收益</b>		
Property management services	物業管理服務	756,598	822,738
Value-added services to non-property owners	非業主增值服務	17,198	42,697
Community value-added services	社區增值服務	176,733	161,243
Other services	其他服務	908	-
<b>Total</b>	<b>總計</b>	<b>951,437</b>	<b>1,026,678</b>

6. REVENUE, OTHER INCOME AND GAINS AND LOSSES (Continued)

Revenue from contracts with customers

(a) Disaggregated revenue information

6. 收益、其他收入及收益及虧損(續)

客戶合同收益

(a) 收益資料明細

		2025 2025年 RMB'000 人民幣千元	2024 2024年 RMB'000 人民幣千元
<b>Revenue from customers and recognised over time</b>		<b>按時間確認的客戶收益</b>	
Property management services	物業管理服務	756,598	822,738
Value-added services to non-property owners	非業主增值服務	13,533	35,345
Total	總計	770,131	858,083
<b>Revenue from customers and recognised at a point in time</b>		<b>在某一時間點確認的客戶收益</b>	
Value-added services to non-property owners	非業主增值服務	3,665	7,352
Community value-added services	社區增值服務	176,733	161,243
Other services	其他服務	908	-
Total	總計	181,306	168,595

31 December 2025  
2025年12月31日

## 6. REVENUE, OTHER INCOME AND GAINS AND LOSSES (Continued)

### Revenue from contracts with customers (Continued)

#### (b) Performance obligations

Information about the Group's performance obligations is summarised below:

#### Property management services

The Group recognises revenue in the amount that equals to the right to invoice which corresponds directly with the value to the customer of the Group's performance to date. The Group has elected the practical expedient to not to disclose the remaining performance obligations for these types of contracts. The majority of the property management services contracts do not have a fixed term.

#### Value-added services to non-property owners

Value-added services to non-property owners mainly include sales assistance services, pre-delivery and consulting services. The term of the contracts for sales assistance is generally set to expire when the counterparties notify the Group that the services are no longer required. Pre-delivery and consulting services are rendered in a short period of time and there were no unsatisfied performance obligations at the end of the respective periods.

#### Community value-added services

For the community value-added services, the Group recognises revenue in the amount that equals the right to invoice which corresponds directly with the value of customers of the Group's performance to date on a monthly or quarterly basis. The Group has elected the practical expedient for not disclosing the remaining performance obligations for these types of contracts.

## 6. 收益、其他收入及收益及虧損(續)

### 客戶合同收益(續)

#### (b) 履約責任

有關本集團履約責任的資料概述如下：

#### 物業管理服務

在有權開具發票的金額與本集團至今表現對於客戶的價值直接聯繫時，本集團將收益確認為相等於有權開具發票的金額。作為實際權宜方法，本集團已選擇不披露該等類型合約之剩餘履約責任。大部分物業管理服務合約並無固定期限。

#### 非業主增值服務

為非業主提供的增值服務主要包括銷售協助服務、交付前及諮詢服務。當交易對方通知本集團不再需要服務時，銷售協助合同的期限通常定為到期。交付前及諮詢服務是在很短的時間內提供，並且在相應期間結束時沒有未履行的履約義務。

#### 社區增值服務

就社區增值服務而言，本集團按有權開具發票的金額確認收益，該收益直接與本集團迄今為止按月或按季向客戶履約的價值相對應。本集團已選擇可行權宜方法，不披露該等類型合同的剩餘履約義務。

## 6. REVENUE, OTHER INCOME AND GAINS AND LOSSES (Continued)

### Revenue from contracts with customers (Continued)

#### (b) Performance obligations (Continued)

##### Other services

Other services primarily include asset operation services, which primarily include sales and marketing service for new homes and parking spaces. The Group are recognised as revenue when the related performance obligation is satisfied, which occurs at the point in time when control of the unit is transferred to the customer. Control is generally considered to be transferred upon completion of the unit and its corresponding handover to the customer.

If contracts involve the sale of multiple services, the transaction price allocated to each performance obligation based on their relative stand-alone selling prices. If the stand-alone selling prices are not directly observable, they are estimated based on expected cost plus a margin or adjusted market assessment approach, depending on the availability of observable information.

When either party to a contract has performed, the Group presents the contract in the statements of financial position as a contract liability, depending on the relationship between the Group's performance and the customer's payment.

If a customer pays consideration or the Group has a right to an amount of consideration that is unconditional, before the Group transfers services to the customer, the Group presents the contract as a contract liability when the payment is received or a receivable is recorded (whichever is earlier). A contract liability is the Group's obligation to transfer services to a customer for which the Group has received consideration (or an amount of consideration is due) from the customer.

## 6. 收益、其他收入及收益及虧損(續)

### 客戶合同收益(續)

#### (b) 履約責任(續)

##### 其他服務

其他服務主要包括資產經營服務，主要包括新房及停車位的銷售及營銷服務。本集團於相關履約責任獲達成時確認收益，而履約責任乃於單位的控制權轉移至客戶的時間點達成。控制權一般視為於單位竣工並相應移交予客戶時轉移。

倘合約涉及銷售多項服務，交易價將根據其相對獨立售價分配至各履約責任。倘無法直接觀察得出獨立售價，則按預期成本加利潤率或採用經調整市場評估法估計，視乎有否可觀察資料而定。

當一方已按照合約履約時，本集團視乎本集團的履約與客戶付款的關係將合約作為合約負債呈列於財務狀況表。

倘於本集團向客戶轉讓服務前，客戶支付代價或本集團擁有無條件收取代價的權利，則本集團於收取付款或記錄應收款項時(以較早者為準)將合約呈列為合約負債。合約負債是本集團因已向客戶收取代價(或應收客戶的代價金額)而向客戶轉讓服務的責任。

NOTES TO THE CONSOLIDATED FINANCIAL STATEMENTS  
綜合財務報表附註

31 December 2025  
2025年12月31日

6. REVENUE, OTHER INCOME AND GAINS AND LOSSES (Continued)

Revenue from contracts with customers (Continued)

(b) Performance obligations (Continued)

Other services (Continued)

A receivable is recorded when the Group has an unconditional right to consideration. A right to consideration is unconditional if only the passage of time is required before payment of that consideration is due. The Group has elected the practical expedient for not disclosing the remaining performance obligations for these types of contracts.

6. 收益、其他收入及收益及虧損(續)

客戶合同收益(續)

(b) 履約責任(續)

其他服務(續)

應收款項於本集團有無條件權利收取代價時予以記錄。倘代價僅隨時間推移即會成為到期應付，則收取代價的權利為無條件。本集團已選擇可行權宜方法，不披露該等類型合同的剩餘履約義務。

		2025 2025年 RMB'000 人民幣千元	2024 2024年 RMB'000 人民幣千元
<b>Other income and gains and losses</b>	<b>其他收入及收益及虧損</b>		
Government grants*	政府補助*	1,645	3,860
Loss on disposal of a subsidiary (Note 32)	出售附屬公司的虧損 (附註32)	(1,702)	(48)
Interest income	利息收入	1,346	2,311
Foreign exchange difference, net	匯兌差額，淨額	(470)	(110)
Loss on disposal of property, plant and equipment	出售物業、廠房及設備的 虧損	(68)	(242)
Gain on lease modification	租賃修改收益	-	1,390
Others	其他	68	13
<b>Total other income and gains and losses</b>	<b>其他收入及收益及虧損總額</b>	<b>819</b>	<b>7,174</b>

\* Government grants represented unconditional cash payments granted by government authorities.

\* 政府補助指政府部門授予的無條件現金款項。

NOTES TO THE CONSOLIDATED FINANCIAL STATEMENTS  
綜合財務報表附註

31 December 2025  
2025年12月31日

7. (LOSS)/PROFIT BEFORE TAX

The Group's (loss)/profit before tax is arrived at after charging:

7. 除稅前(虧損)/溢利

本集團除稅前(虧損)/溢利已扣除以下各項：

		Notes 附註	2025 2025年 RMB'000 人民幣千元	2024 2024年 RMB'000 人民幣千元
Cost of services	服務成本		741,621	827,118
Depreciation of property, plant and equipment	物業、廠房及設備折舊	14	9,590	7,314
Depreciation of right-of-use assets	使用權資產折舊	15	-	1,258
Amortisation of other intangible assets	其他無形資產攤銷	17	16,672	16,039
Loss on disposal of property, plant and equipment	出售物業、廠房及設備的虧損	6	68	242
Loss on disposal of a subsidiary	出售附屬公司的虧損	6, 32	1,702	48
Foreign exchange difference, net	匯兌差額，淨額	6	470	110
Impairment losses on property, plant and equipment	物業、廠房及設備減值虧損	14	27	-
Impairment losses on goodwill	商譽減值虧損	16	19,002	-
Impairment losses on other intangible assets	其他無形資產減值虧損	17	186	-
Impairment losses on trade receivables	貿易應收款項減值虧損	20	42,405	2,727
Impairment losses on financial assets included in prepayments, deposits and other receivables	計入預付款項、按金及其他應收款項的金融資產減值虧損	21	7,803	357
Impairment losses on amounts due from related companies	應收關聯公司款項減值虧損	35	111,715	59,411
Write-down of inventories	存貨撇銷	19	-	5,200
Auditor's remuneration	核數師酬金		810	810
Employee benefit expense (excluding directors' and chief executive's remuneration):	僱員福利開支(不包括董事及最高行政人員薪酬)：			
Wages and salaries	工資及薪金		249,362	271,759
Pension scheme contributions and social welfare	養老金計劃供款及社會福利		42,907	47,233

NOTES TO THE CONSOLIDATED FINANCIAL STATEMENTS  
綜合財務報表附註

31 December 2025  
2025年12月31日

8. FINANCE COSTS

An analysis of finance costs is as follows:

		2025 2025年 RMB'000 人民幣千元	2024 2024年 RMB'000 人民幣千元
Interest on interest-bearing bank borrowing	計息銀行借款的利息	864	1,567
Interest on lease liabilities	租賃負債利息	-	82
Total	總計	864	1,649

8. 融資成本

融資成本分析如下：

9. DIRECTORS' AND CHIEF EXECUTIVE'S  
REMUNERATION

Directors' and chief executive's remuneration for the year, disclosed pursuant to the Listing Rules, section 383(1)(a), (b), (c) and (f) of the Hong Kong Companies Ordinance and Part 2 of the Companies (Disclosure of Information about Benefits of Directors) Regulation, is as follows:

9. 董事及最高行政人員薪酬

根據上市規則、香港公司條例第383(1)(a)、(b)、(c)及(f)條以及公司(披露董事利益資料)規例第2部披露的本年度董事及最高行政人員薪酬如下：

		2025 2025年 RMB'000 人民幣千元	2024 2024年 RMB'000 人民幣千元
Fees	袍金	600	600
Other emoluments:	其他酬金：		
Salaries, allowances and benefits in kind	工資、津貼及實物福利	1,058	2,030
Performance related bonuses*	表現掛鈎花紅*	41	420
Pension scheme contributions and social welfare	養老金計劃供款及社會福利	137	216
Total	總計	1,836	3,266

\* Certain executive directors of the Company are entitled to bonus payments which are associated with the profit for the year of the Group.

\* 本公司若干執行董事有權獲得與本集團年內溢利相關的花紅付款。

31 December 2025  
2025年12月31日

**9. DIRECTORS' AND CHIEF EXECUTIVE'S  
REMUNERATION (Continued)**

**(a) Independent non-executive directors**

The fees paid to independent non-executive directors during the year were as follows:

		2025 2025年 RMB'000 人民幣千元	2024 2024年 RMB'000 人民幣千元
Mr. Zhao Xianbo	趙現波先生	200	200
Mr. Li Xiaohang	李曉航先生	200	200
Ms. Wang Fen	王奮女士	200	200
Total	總計	600	600

There were no other emoluments payable to the independent non-executive directors during the year (2024: Nil).

**9. 董事及最高行政人員薪酬(續)**

**(a) 獨立非執行董事**

年內向獨立非執行董事支付的袍金如下：

		2025 2025年 RMB'000 人民幣千元	2024 2024年 RMB'000 人民幣千元
Mr. Zhao Xianbo	趙現波先生	200	200
Mr. Li Xiaohang	李曉航先生	200	200
Ms. Wang Fen	王奮女士	200	200
Total	總計	600	600

年內並無應付獨立非執行董事的其他薪酬(2024年：無)。

NOTES TO THE CONSOLIDATED FINANCIAL STATEMENTS  
綜合財務報表附註

31 December 2025  
2025年12月31日

9. DIRECTORS' AND CHIEF EXECUTIVE'S  
REMUNERATION (Continued)

(b) An executive director, a non-executive director  
and the chief executive

		Salaries, allowances and benefits in kind 工資、津貼及 實物福利 RMB'000 人民幣千元	Performance related bonuses 表現掛鈎花紅 RMB'000 人民幣千元	Pension Scheme contributions and social welfare 養老金計劃供款 及社會福利 RMB'000 人民幣千元	Total remuneration 薪酬總計 RMB'000 人民幣千元
<b>2025</b>	<b>2025年</b>				
<i>Non-executive director:</i>	<i>非執行董事：</i>				
- Mr. Zeng Junkai***	- 曾俊凱先生***	-	-	-	-
<i>Chief executive and Executive director:</i>	<i>最高行政人員及 執行董事：</i>				
- Mr. Chen Yichun**	- 陳義純先生**	1,058	41	137	1,236
Total	總計	1,058	41	137	1,236
<b>2024</b>	<b>2024年</b>				
<i>Executive director:</i>	<i>執行董事：</i>				
- Ms. Zeng Zixi*	- 曾子熙女士*	1,222	204	92	1,518
<i>Non-executive director:</i>	<i>非執行董事：</i>				
- Mr. Zeng Junkai***	- 曾俊凱先生***	-	-	-	-
<i>Chief executive and Executive director:</i>	<i>最高行政人員及 執行董事：</i>				
- Mr. Chen Yichun**	- 陳義純先生**	808	216	124	1,148
Total	總計	2,030	420	216	2,666

9. 董事及最高行政人員薪酬(續)

(b) 一名執行董事、非執行董事及最高行政人員

**9. DIRECTORS' AND CHIEF EXECUTIVE'S  
REMUNERATION (Continued)**

**(b) An executive director, a non-executive director  
and the chief executive (Continued)**

- \* Ms. Zeng Zixi has tendered her resignation as an executive director, the vice president of the Company and a member of the remuneration committee of the Board with effect from 20 November 2024.
- \*\* Mr. Chen Yichun has been appointed as the vice president, responsible for the overall management of the Company, with effect from 23 September 2022. He has been further appointed as an executive director and a member of the remuneration committee of the Board with effect from 24 June 2024.
- \*\*\* Mr. Zeng Junkai has tendered his resignation as a non-executive director, the chairman of the Board, the chairman of the nomination committee and a member of the audit committee of the Board and has ceased to act as an authorised representative of the Company with effect from 14 January 2026. Subsequently, Mr. Jia Hongbo has been appointed as an executive director, the chairman, the chairman of the nomination committee and the authorised representative with effect from 14 January 2026.

There was no arrangement under which a director or the chief executive waived or agreed to waive any remuneration during the year.

**9. 董事及最高行政人員薪酬(續)**

**(b) 一名執行董事、非執行董事及最高行政人員(續)**

- \* 曾子熙女士已辭任執行董事、本公司副總裁及董事會薪酬委員會成員，自2024年11月20日起生效。
- \*\* 陳義純先生已獲委任為副總裁，負責本公司的整體管理，自2022年9月23日起生效。彼已獲進一步委任為執行董事及董事會薪酬委員會成員，自2024年6月24日起生效。
- \*\*\* 曾俊凱先生已辭任非執行董事、董事會主席、董事會提名委員會主席及審核委員會成員，且不再擔任本公司授權代表，自2026年1月14日起生效。其後，賈洪波先生已獲委任為執行董事、主席、提名委員會主席及授權代表，自2026年1月14日起生效。

年內，概無董事或最高行政人員放棄或同意放棄任何薪酬的安排。

NOTES TO THE CONSOLIDATED FINANCIAL STATEMENTS  
綜合財務報表附註

31 December 2025  
2025年12月31日

10. FIVE HIGHEST PAID EMPLOYEES

The five highest paid employees during the year included one director (2024: one director and the chief executive), details of whose remuneration are set out in Note 9 to the consolidated financial statements above. Details of the remuneration for the year of the remaining four (2024: three) highest paid employees who are neither a director nor chief executive of the Company are as follows:

		2025 2025年 RMB'000 人民幣千元	2024 2024年 RMB'000 人民幣千元
Salaries, allowances and benefits in kind	工資、津貼及實物福利	2,449	1,798
Performance related bonuses	表現掛鈎花紅	282	196
Pension and social welfare	養老金及社會福利	296	249
Total	總計	3,027	2,243

The number of non-director and non-chief executive highest paid employees whose remuneration fell within the following bands is as follows:

		Number of employees 僱員人數	
		2025 2025年	2024 2024年
Nil to HK\$500,000	零至500,000港元	–	–
HK\$500,001 to HK\$1,000,000	500,001港元至1,000,000港元	4	3
HK\$1,000,001 to HK\$1,500,000	1,000,001港元至1,500,000港元	–	–
Total	總計	4	3

10. 五名最高薪酬僱員

年內，五名最高薪酬僱員包括一名董事（2024年：一名董事以及最高行政人員），其薪酬詳情載於上文綜合財務報表附註9。並非本公司董事或最高行政人員的餘下四名（2024年：三名）最高薪酬僱員年內的薪酬詳情如下：

薪酬位於以下範圍的非董事及非最高行政人員最高薪酬僱員人數如下：

## 11. INCOME TAX (EXPENSE)/CREDIT

The Group is subject to income tax on an entity basis on profits arising in or derived from the tax jurisdictions in which members of the Group are domiciled and operate. Pursuant to the rules and regulations of the Cayman Islands and British Virgin Islands, the Group's subsidiaries incorporated in the Cayman Islands and British Virgin Islands are not subject to any income tax. The Group's subsidiaries incorporated in Hong Kong are not liable for income tax as they did not have any assessable profit arising in Hong Kong for both years.

Subsidiaries of the Group operating in Mainland China are generally subject to the PRC Enterprise Income Tax at a rate of 25% for the year ended 31 December 2025 and 2024, excluding certain subsidiaries of the Group in the PRC which are either located in western cities (subject to a preferential income tax rate of 15%) or qualified as Small and Micro Enterprises (subject to a preferential income tax rate of 2.5% or 5%) for both years.

## 11. 所得稅(開支)／抵免

本集團須就本集團成員公司註冊及經營所在稅務司法管轄區產生或源自其的溢利按實體基準繳納所得稅。根據開曼群島及英屬維爾京群島的規則及法規，本集團於開曼群島及英屬維爾京群島註冊成立的附屬公司毋須繳納任何所得稅。本集團於香港註冊成立的附屬公司毋須繳納所得稅，因為該等公司兩個年度均無於香港產生任何應課稅溢利。

截至2025年及2024年12月31日止年度，本集團於中國內地經營的附屬公司一般須按25%的稅率繳納中國企業所得稅，除了兩個年度本集團位於西部城市的附屬公司(享受15%的所得稅優惠稅率)或小微企業資格(適用2.5%或5%的優惠所得稅稅率)。

		2025 2025年 RMB'000 人民幣千元	2024 2024年 RMB'000 人民幣千元
Current tax:	即期稅項：		
PRC Enterprise Income Tax	中國企業所得稅	19,666	32,027
Deferred tax (Note 27)	遞延稅項(附註27)	(44,484)	(10,665)
Total tax (credit)/expense for the year	年內稅項(抵免)／開支總額	(24,818)	21,362

# NOTES TO THE CONSOLIDATED FINANCIAL STATEMENTS

## 綜合財務報表附註

31 December 2025  
2025年12月31日

### 11. INCOME TAX (EXPENSE)/CREDIT (Continued)

A reconciliation of the tax expense applicable to (loss)/profit before tax at the statutory rates for the jurisdictions in which the Company and the majority of its subsidiaries are domiciled to the tax expense at the effective tax rates, and a reconciliation of the applicable rates (i.e., the statutory tax rates) to the effective tax rates are as follows:

		2025 2025年 RMB'000 人民幣千元	2024 2024年 RMB'000 人民幣千元
(Loss)/profit before tax	除稅前(虧損)/溢利	(59,089)	36,493
Tax at the statutory income tax rate	按法定所得稅率納稅	(14,772)	11,395
Tax effect of subsidiaries with preferential tax rate	享有優惠稅率的附屬公司的稅務影響	(3,760)	(3,938)
Tax effect of income not taxable	不課稅收入的稅務影響	(840)	-
Expenses not deductible for tax	不可扣稅開支	494	302
Deductible temporary differences not recognised	未確認可扣減暫時差額	(8,494)	13,306
Tax losses not recognised	未確認的稅項虧損	2,468	968
Others	其他	86	(671)
Income tax (credit)/expense at the Group's effective rate	按本集團實際稅率計算的所得稅(抵免)/開支	(24,818)	21,362

### 12. DIVIDENDS

No dividends have been paid or declared by the Company during the year ended 31 December 2025 (For the year ended 31 December 2024: Nil).

### 11. 所得稅(開支)/抵免(續)

按本公司及其大部分附屬公司所在司法管轄區的法定稅率計算適用於除稅前(虧損)/溢利的稅務費用與按實際稅率計算的稅務費用的對賬及適用稅率(即法定稅率)與實際稅率的對賬如下：

### 12. 股息

本公司於截至2025年12月31日止年度未支付或宣告任何股息(截至2024年12月31日止年度：無)。

NOTES TO THE CONSOLIDATED FINANCIAL STATEMENTS  
綜合財務報表附註

31 December 2025  
2025年12月31日

**13. (LOSS)/EARNINGS PER SHARE ATTRIBUTABLE TO ORDINARY EQUITY HOLDERS OF THE COMPANY**

(Loss)/Earnings per share attributable to ordinary equity holders of the Company

**(a) Basic**

Basic (loss)/earnings per share is calculated by dividing the (loss)/profit attributable to equity holders of the Company by the weighted average number of ordinary shares in issue during the respective years.

**13. 本公司普通股權益持有人應佔每股(虧損)/盈利**

本公司普通股權益持有人應佔每股(虧損)/盈利

**(a) 基本**

每股基本(虧損)/盈利乃按本公司權益持有人應佔(虧損)/溢利除以於相關年度內已發行普通股的加權平均數計算。

		2025 2025年	2024 2024年
(Loss)/profit for the year attributable to equity holders of the Company (RMB'000)	本公司權益持有人應佔年內(虧損)/溢利(人民幣千元)	<b>(38,522)</b>	14,386
Weighted average number of ordinary shares in issue	已發行普通股加權平均數	<b>415,000,000</b>	415,000,000
Basic (loss)/earnings per share (RMB cents)	每股基本(虧損)/盈利(人民幣分)	<b>(9.28)</b>	3.47

**(b) Diluted**

The Company did not have any potential dilutive shares outstanding during the years ended 31 December 2025 and 2024. Accordingly, diluted (loss)/earnings per share is the same as the basic (loss)/earnings per share.

**(b) 攤薄**

截至2025年及2024年12月31日止年度，本公司概無任何發行在外的潛在攤薄股份。因此，每股攤薄(虧損)/盈利與每股基本(虧損)/盈利相同。

NOTES TO THE CONSOLIDATED FINANCIAL STATEMENTS  
綜合財務報表附註

31 December 2025  
2025年12月31日

14. PROPERTY, PLANT AND EQUIPMENT

14. 物業、廠房及設備

		Office equipment and electronic and other devices 辦公設備、 電子及 其他裝置 RMB'000 人民幣千元	Leasehold improvements 租賃裝修 RMB'000 人民幣千元	Construction in progress 在建工程 RMB'000 人民幣千元	Total 總計 RMB'000 人民幣千元
<b>31 December 2025</b>	<b>2025年12月31日</b>				
At 1 January 2025	於2025年1月1日				
Cost	成本	34,558	20,119	2,741	57,418
Accumulated depreciation	累計折舊	(23,181)	(8,904)	-	(32,085)
Net carrying amount	賬面淨值	11,377	11,215	2,741	25,333
At 1 January 2025, net of accumulated depreciation	於2025年1月1日， 扣除累計折舊	11,377	11,215	2,741	25,333
Additions	添置	11,348	2,851	4,070	18,269
Disposals	出售	(1,308)	(6,332)	-	(7,640)
Transfer	轉撥	658	5,389	(6,047)	-
Depreciation provided during the year (Note 7)	年內折舊撥備(附註7)	(5,434)	(4,156)	-	(9,590)
Impairment recognised (Note 7)	已確認減值(附註7)	(15)	(2)	(10)	(27)
At 31 December 2025, net of accumulated depreciation and impairment	於2025年12月31日， 扣除累計折舊及減值	16,626	8,965	754	26,345
At 31 December 2025	於2025年12月31日				
Cost	成本	43,547	22,027	764	66,338
Accumulated depreciation	累計折舊	(26,906)	(13,060)	-	(39,966)
Accumulated impairment	累計減值	(15)	(2)	(10)	(27)
Net carrying amount	賬面淨值	16,626	8,965	754	26,345

NOTES TO THE CONSOLIDATED FINANCIAL STATEMENTS  
綜合財務報表附註

31 December 2025  
2025年12月31日

14. PROPERTY, PLANT AND EQUIPMENT (Continued)

14. 物業、廠房及設備(續)

		Office equipment and electronic and other devices 辦公設備、 電子及 其他裝置 RMB'000 人民幣千元	Leasehold improvements 租賃裝修 RMB'000 人民幣千元	Construction in progress 在建工程 RMB'000 人民幣千元	Total 總計 RMB'000 人民幣千元
<b>31 December 2024</b>	<b>2024年12月31日</b>				
At 1 January 2024	於2024年1月1日				
Cost	成本	29,056	15,474	199	44,729
Accumulated depreciation	累計折舊	(19,500)	(5,923)	-	(25,423)
Net carrying amount	賬面淨值	9,556	9,551	199	19,306
At 1 January 2024, net of accumulated depreciation	於2024年1月1日， 扣除累計折舊	9,556	9,551	199	19,306
Additions	添置	5,647	2,440	5,915	14,002
Disposals	出售	(216)	(422)	-	(638)
Transfer	轉撥	746	2,627	(3,373)	-
Depreciation provided during the year (Note 7)	年內折舊撥備(附註7)	(4,333)	(2,981)	-	(7,314)
Disposal of a subsidiary (Note 32)	出售附屬公司(附註32)	(23)	-	-	(23)
At 31 December 2024, net of accumulated depreciation	於2024年12月31日， 扣除累計折舊	11,377	11,215	2,741	25,333
At 31 December 2024	於2024年12月31日				
Cost	成本	34,558	20,119	2,741	57,418
Accumulated depreciation	累計折舊	(23,181)	(8,904)	-	(32,085)
Net carrying amount	賬面淨值	11,377	11,215	2,741	25,333

Details of impairment assessment are set out in Note 16 to the consolidated financial statements.

減值評估的詳情載於綜合財務報表附註16。

During the reporting period, the Group disposed of certain of its property, plant and equipment for an aggregate consideration of RMB7,572,000 (2024: RMB396,000), which gave rise to a loss on disposal amounted to RMB68,000 (2024: RMB242,000) recognised in profit or loss in respect of the year.

於報告期內，本集團出售其若干物業、廠房及設備，總代價為人民幣7,572,000元(2024年：人民幣396,000元)，據此產生出售虧損人民幣68,000元(2024年：人民幣242,000元)，已於本年度損益內確認。

# NOTES TO THE CONSOLIDATED FINANCIAL STATEMENTS

## 綜合財務報表附註

31 December 2025  
2025年12月31日

### 15. LEASES

#### The Group as a lessee

In 2023, the Group entered into a three years lease contract with a fellow subsidiary for the lease of certain building as offices. Subsequently, in late 2024, the Group entered into a one year lease contract with independent third party. The lease is qualifies as short-term lease and no right-of-use asset or lease liability is recognised. Generally, the Group is restricted from assigning and subleasing the leased assets outside the Group.

#### (a) Right-of-use assets

The carrying amount of the Group's right-of-use assets and the movements during the year are as follows:

### 15. 租賃

#### 本集團作為承租人

於2023年，本集團與一間同系附屬公司訂立三年租賃合同，以租賃若干樓宇作為辦公室。其後於2024年末，本集團與獨立第三方訂立一份為期一年的租賃合同。該租賃合資格列作短期租賃，且概無確認使用權資產或租賃負債。一般而言，本集團不得在本集團以外轉讓和轉租租賃資產。

#### (a) 使用權資產

本集團的使用權資產的賬面值以及於年內的變動如下：

		Office buildings 寫字樓 RMB'000 人民幣千元
As at 1 January 2024	於2024年1月1日	1,258
Depreciation charge (Note 7)	折舊支出(附註7)	(1,258)
As at 31 December 2024, 1 January 2025 and 31 December 2025	於2024年12月31日，2025年1月1日 及2025年12月31日	-

NOTES TO THE CONSOLIDATED FINANCIAL STATEMENTS  
綜合財務報表附註

31 December 2025  
2025年12月31日

15. LEASES (Continued)

The Group as a lessee (Continued)

(b) Lease liabilities

The carrying amounts of the lease liabilities and the movements during the year are as follows:

		2025 2025年 RMB'000 人民幣千元	2024 2024年 RMB'000 人民幣千元
Carrying amount at 1 January	於1月1日的賬面值	-	2,359
Payments	付款	-	(1,051)
Accretion of interest recognised during the year	年內確認利息增長	-	82
Lease modification (Note 6)	租賃修改(附註6)	-	(1,390)
Carrying amount at 31 December	於12月31日的賬面值	-	-
Analysed into:	分析為：		
Current portion	即期部分	-	-
Non-current portion	非即期部分	-	-

(c) The amounts recognised in profit or loss in relation to leases are as follows:

15. 租賃(續)

本集團作為承租人(續)

(b) 租賃負債

租賃負債的賬面值以及於年內的變動如下：

(c) 就租賃於損益確認的金額如下：

		2025 2025年 RMB'000 人民幣千元	2024 2024年 RMB'000 人民幣千元
Interest on lease liabilities (Note 8)	租賃負債利息(附註8)	-	82
Depreciation of right-of-use assets (Note 7)	使用權資產折舊(附註7)	-	1,258
Gain on lease modification (Note 6)	租賃修改收益(附註6)	-	(1,390)
Expense relating to short-term leases	有關短期租賃的開支	808	-
Total amount recognised in profit or loss	於損益確認的總金額	808	(50)

NOTES TO THE CONSOLIDATED FINANCIAL STATEMENTS  
綜合財務報表附註

31 December 2025  
2025年12月31日

16. GOODWILL

16. 商譽

		RMB'000 人民幣千元
As at 1 January 2024	於2024年1月1日	
Cost	成本	175,050
Accumulated impairment	累計減值	-
Net carrying amount	賬面淨值	175,050
Cost at 1 January and 31 December 2024, net of accumulated impairment	於2024年1月1日及12月31日的成本，扣除累計減值	175,050
As at 31 December 2024 and 1 January 2025	於2024年12月31日及2025年1月1日	
Cost	成本	175,050
Accumulated impairment	累計減值	-
Net carrying amount	賬面淨值	175,050
Cost at 1 January 2025, net of accumulated impairment	於2025年1月1日的成本，扣除累計減值	175,050
Impairment recognised (Note 7)	已確認減值(附註7)	(19,002)
Cost at 31 December 2025, net of accumulated impairment	於2025年12月31日的成本，扣除累計減值	156,048
As at 31 December 2025	於2025年12月31日	
Cost	成本	175,050
Accumulated impairment	累計減值	(19,002)
Net carrying amount	賬面淨值	156,048

## 16. GOODWILL (Continued)

In January 2021, the Group acquired an 80% interest in Huidehang Jingying Property Management Co., Ltd. and its wholly-owned subsidiaries (collectively referred to as “Huidehang”) from an independent third party.

In November 2021, the Group acquired an additional 49% interest in Chuzhou Yurun Property Management Co., Ltd. and its wholly-owned subsidiaries (collectively referred to as “Chuzhou Yurun”) from a non-controlling shareholder.

### Impairment testing of goodwill and other intangible assets-customer relationship

Goodwill and customer relationship acquired through business combinations is allocated to the following cash-generating units for impairment testing:

- Chuzhou Yurun cash-generating unit; and
- Huidehang cash-generating unit.

#### Chuzhou Yurun cash-generating unit

The recoverable amount of the Chuzhou Yurun cash-generating unit has been determined based on a value-in-use calculation using cash flow projections based on financial budgets covering a five-year period approved by management. The pre-tax discount rate applied to the cash flow projections is 12.9% (2024: 12.0%) per annum. The growth rate used to extrapolate the cash flows beyond the five-year period is 1.8% (2024: 2.0%).

#### Huidehang cash-generating unit

The recoverable amount of the Huidehang cash-generating unit has been determined based on a value-in-use calculation using cash flow projections based on financial budgets covering a five-year period approved by management. The pre-tax discount rate applied to the cash flow projections is 12.4% (2024: 12.0%) per annum. The growth rate used to extrapolate the cash flows beyond the five-year period is 1.8% (2024: 2.0%).

## 16. 商譽(續)

於2021年1月，本集團向獨立第三方收購匯得行精英物業管理有限公司及其全資附屬公司(統稱「匯得行」)80%的權益。

於2021年11月，本集團向非控股股東收購滁州宇潤物業管理有限公司及其全資附屬公司(統稱「滁州宇潤」)額外49%的權益。

### 商譽及其他無形資產－客戶關係減值測試

透過業務合併獲得的商譽及客戶關係獲分配至以下現金產生單位：

- 滁州宇潤現金產生單位；及
- 匯得行現金產生單位。

#### 滁州宇潤現金產生單位

滁州宇潤現金產生單位的可收回金額乃根據使用價值計算方法釐定，該計算方法基於由管理層批准且涵蓋五年期間的財務預算所制定的現金流量預測。現金流量預測採用的稅前貼現率為每年12.9%(2024年：12.0%)。用於推斷五年期後現金流量的增長率為1.8%(2024年：2.0%)。

#### 匯得行現金產生單位

匯得行現金產生單位的可收回金額乃根據使用價值計算方法釐定，該計算方法基於由管理層批准且涵蓋五年期間的財務預算所制定的現金流量預測。現金流量預測採用的稅前貼現率為每年12.4%(2024年：12.0%)。用於推斷五年期後現金流量的增長率為1.8%(2024年：2.0%)。

NOTES TO THE CONSOLIDATED FINANCIAL STATEMENTS  
綜合財務報表附註

31 December 2025  
2025年12月31日

16. GOODWILL (Continued)

Impairment testing of goodwill and other intangible assets-customer relationship (Continued)

In respect of the goodwill allocated to the Chuzhou Yurun cash-generating unit, the directors consider it is appropriate to recognise impairment loss of goodwill amounted to RMB19,002,000 (2024: Nil) for the year based on the recoverable amount of the CGUs.

In respect of the goodwill allocated to the Huidehang cash-generating unit, the directors consider no impairment loss of goodwill recognised for both years based on the recoverable amount of the CGUs.

The management of the Group believes that any reasonably possible change in the key assumptions of the value-in-use calculation would not cause the carrying amounts to exceed the recoverable amounts of the Chuzhou Yurun cash-generating unit and the Huidehang cash-generating unit.

The carrying amount of goodwill and other intangible assets-customer relationship allocated to each of the cash-generating units is as follows:

16. 商譽(續)

商譽及其他無形資產－客戶關係減值測試(續)

就分配至滁州宇潤現金產生單位的商譽而言，董事認為根據現金產生單位的可收回金額，於本年度確認商譽減值虧損人民幣19,002,000元(2024年：無)屬恰當。

就分配至匯得行現金產生單位的商譽而言，董事認為根據現金產生單位的可收回金額，於兩個年度並無確認任何商譽減值虧損。

本集團管理層認為使用價值計算法的主要假設的任何合理可能變動不會導致滁州宇潤現金產生單位及匯得行現金產生單位的賬面值超過可收回金額。

分配至各現金產生單位的商譽及其他無形資產－客戶關係的賬面值如下：

		Goodwill 商譽		Customer relationship 客戶關係	
		2025 2025年 RMB'000 人民幣千元	2024 2024年 RMB'000 人民幣千元	2025 2025年 RMB'000 人民幣千元	2024 2024年 RMB'000 人民幣千元
Chuzhou Yurun	滁州宇潤	-	19,002	13,902	17,107
Huidehang	匯得行	156,048	156,048	13,942	26,385
Total	總計	156,048	175,050	27,844	43,492

## 16. GOODWILL (Continued)

### Impairment testing of goodwill and other intangible assets-customer relationship (Continued)

Assumptions were used in the value-in-use calculation of the Chuzhou Yurun cash-generating unit, the Huidehang cash-generating unit for 31 December 2025 and 2024. The following describes each key assumption on which management has based its cash flow projections to undertake impairment testing of goodwill:

**Budgeted revenue** – The budgeted sales amounts are based on the historical data and management’s expectation on the future market.

**Budgeted gross margins** – The basis used to determine the value assigned to the budgeted gross margins is the average gross margins achieved in the year immediately before the budget year, increased for expected efficiency improvements, and expected market development.

**Long-term growth rate** – The basis used to determine the value assigned to the annual revenue growth rates is the annual revenue achieved in the year immediately before the budget year, increased for expected efficiency improvements, and expected market development.

**Pre-tax discount rate** – The pre-tax discount rates used are before tax and reflect specific risks relating to the relevant units.

The values assigned to the key assumptions on the annual revenue growth rates of Chuzhou Yurun, Huidehang and pre-tax discount rates are consistent with external information sources.

## 16. 商譽(續)

### 商譽及其他無形資產－客戶關係減值測試(續)

計算滁州宇潤現金產生單位及匯得行現金產生單位於2025年及2024年12月31日的使用價值時使用了假設。下文闡述管理層為進行商譽減值測試而作出的現金流量預測所依據的各項主要假設：

**預算收入**－預算銷售額乃基於歷史數據及管理層對未來市場的預期而釐定。

**預算毛利率**－用於釐定有關預算毛利率的價值所用的基準為緊接預算年度前所取得的平均毛利率，並對預期效率改善及預期市場發展作出上調。

**長期增長率**－用於釐定有關年度收入增長率的價值所用的基準為緊接預算年度前所取得的年度收入，並對預期效率改善及預期市場發展作出上調。

**稅前貼現率**－所用的稅前貼現率為除稅前及反映有關單位的特定風險。

有關滁州宇潤及匯得行的年度收入增長率的主要假設數值及稅前貼現率與外部資料來源一致。

NOTES TO THE CONSOLIDATED FINANCIAL STATEMENTS  
綜合財務報表附註

31 December 2025  
2025年12月31日

17. OTHER INTANGIBLE ASSETS

17. 其他無形資產

31 December 2025	2025年12月31日	Customer relationship 客戶關係 RMB'000 人民幣千元	Software 軟件 RMB'000 人民幣千元	Total 總計 RMB'000 人民幣千元
Cost at 1 January 2025, net of accumulated amortisation	於2025年1月1日的 成本，扣除累計 攤銷	43,492	14,233	57,725
Additions	添置	-	2,206	2,206
Amortisation provided during the year (Note 7)	年內攤銷撥備 (附註7)	(15,462)	(1,210)	(16,672)
Impairment recognised (Note 7)	已確認減值(附註7)	(186)	-	(186)
At 31 December 2025	於2025年12月31日	27,844	15,229	43,073
At 31 December 2025 Cost	於2025年12月31日 成本	115,151	21,314	136,465
Accumulated amortisation	累計攤銷	(87,121)	(6,085)	(93,206)
Accumulated impairment	累計減值	(186)	-	(186)
Net carrying amount	賬面淨值	27,844	15,229	43,073

NOTES TO THE CONSOLIDATED FINANCIAL STATEMENTS  
綜合財務報表附註

31 December 2025  
2025年12月31日

17. OTHER INTANGIBLE ASSETS (Continued)

17. 其他無形資產(續)

31 December 2024	2024年12月31日	Customer relationship 客戶關係 RMB'000 人民幣千元	Software 軟件 RMB'000 人民幣千元	Total 總計 RMB'000 人民幣千元
Cost at 1 January 2024, net of accumulated amortisation	於2024年1月1日的成本，扣除累計攤銷	58,954	14,592	73,546
Additions	添置	-	218	218
Amortisation provided during the year (Note 7)	年內攤銷撥備(附註7)	(15,462)	(577)	(16,039)
At 31 December 2024	於2024年12月31日	43,492	14,233	57,725
At 31 December 2024	於2024年12月31日			
Cost	成本	115,151	19,108	134,259
Accumulated amortisation	累計攤銷	(71,659)	(4,875)	(76,534)
Net carrying amount	賬面淨值	43,492	14,233	57,725

Note: Customer relationship was purchased as part of a business combination in prior years. Details of impairment assessment are set out in Note 16 to the consolidated financial statements. Software was acquired from third parties.

附註：客戶關係乃於過往年度作為業務合併之一部分所購買。減值評估詳情載於綜合財務報表附註16。軟件乃自第三方所獲取。

18. INVESTMENT IN ASSOCIATE AND JOINT VENTURE

18. 於聯營公司及合資企業的投資

During the year ended 31 December 2025, the Group entered into an equity transfer agreement relating to a proposed acquisition of an associate and a joint venture. As at the date of approval of these consolidated financial statements, completion had not completed. Further details are set out in Note 39 to the consolidated financial statements.

截至2025年12月31日止年度，本集團就建議收購一間聯營公司及一間合資企業訂立股權轉讓協議。於批准該等綜合財務報表日期，該收購尚未完成。進一步詳情載於綜合財務報表附註39。

NOTES TO THE CONSOLIDATED FINANCIAL STATEMENTS  
綜合財務報表附註

31 December 2025  
2025年12月31日

19. INVENTORIES

19. 存貨

		2025 2025年 RMB'000 人民幣千元	2024 2024年 RMB'000 人民幣千元
Completed properties held for sale	持作出售的已完工物業	371,912	5,200
Consumables	耗材	689	268
		<b>372,601</b>	5,468
Less: Write-down of inventories	減：存貨撇銷	(5,200)	(5,200)
Total	總計	<b>367,401</b>	268

20. TRADE RECEIVABLES

20. 貿易應收款項

		2025 2025年 RMB'000 人民幣千元	2024 2024年 RMB'000 人民幣千元
Trade receivables	貿易應收款項	353,453	309,736
Impairment	減值	(62,205)	(19,800)
Net carrying amount	賬面淨值	<b>291,248</b>	289,936

Trade receivables mainly arise from property management services income. The Group's trading terms with its customers are mainly on credit, except for new customers, where payment in advance is normally required. The Group seeks to maintain strict control over its outstanding receivables and has a credit control department to minimise credit risk. Overdue balances are reviewed regularly by senior management and credit limits attributed to customers are reviewed once a month. In view of the aforementioned and the fact that the Group's trade receivables relate to a large number of diversified customers, there is no significant concentration of credit risk.

貿易應收款項主要來自物業管理服務收入。本集團與客戶的交易條款主要以信貸為基礎，惟新客戶除外，新客戶通常需預先付款。本集團對其尚未償還應收賬款維持嚴格控制，並設有信貸監控部門以盡量減低信貸風險。逾期結餘由高級管理層定期審閱，而客戶信貸限額每月檢討一次。考慮到上述各項及本集團的貿易應收款項來自大量多元化客戶，故並無高度集中的信貸風險。貿易應收款項不計息。

NOTES TO THE CONSOLIDATED FINANCIAL STATEMENTS  
綜合財務報表附註

31 December 2025  
2025年12月31日

20. TRADE RECEIVABLES (Continued)

An ageing analysis of the trade receivables as at the end of the reporting period, based on the date of revenue recognition, net of provision for the loss allowance for impairment, is as follows:

		2025 2025年 RMB'000 人民幣千元	2024 2024年 RMB'000 人民幣千元
Within 1 year	一年以內	112,832	186,521
1 to 2 years	一至兩年	144,494	71,535
2 to 3 years	兩至三年	19,367	25,855
Over 3 years	三年以上	14,555	6,025
Total	總計	291,248	289,936

The movements in provision for the loss allowance for impairment of trade receivables are as follows:

		2025 2025年 RMB'000 人民幣千元	2024 2024年 RMB'000 人民幣千元
At the beginning of the year	於年初	19,800	17,196
Disposal of a subsidiary (Note 32)	出售附屬公司(附註32)	-	(123)
Impairment losses recognised (Note 7)	已確認減值虧損(附註7)	42,405	2,727
At the end of the year	於年末	62,205	19,800

20. 貿易應收款項(續)

於報告期末，基於收益確認日期且扣除減值虧損撥備的貿易應收款項賬齡分析如下：

貿易應收款項減值虧損撥備變動如下：

NOTES TO THE CONSOLIDATED FINANCIAL STATEMENTS  
綜合財務報表附註

31 December 2025  
2025年12月31日

20. TRADE RECEIVABLES (Continued)

An impairment analysis was performed at each reporting date using a provision matrix to measure expected credit losses. The provision rates were based on the ageing of trade receivables for groupings of various customer segments with similar loss patterns. The measurement reflected the probability-weighted outcome, the time value of money and reasonable and supportable information that was available at the reporting date about past events, current conditions and forecasts of future economic conditions. Generally, trade receivables were written off if their ageing was more than three years and were not subject to enforcement activity.

Set out below is the information about the credit risk exposure on the Group's trade receivables measured using a provision matrix:

As at 31 December 2025

		Past due 逾期				Total 總計
		Current 即期	1 to 2 years 1至2年	2 to 3 years 2至3年	Over 3 years 3年以上	
Expected credit loss rate	預期信貸虧損率	8.34%	14.52%	27.79%	57.82%	17.60%
Gross carrying amount (RMB'000)	總賬面值 (人民幣千元)	123,096	169,033	26,820	34,504	353,453
Expected credit losses (RMB'000)	預期信貸虧損 (人民幣千元)	10,264	24,539	7,453	19,949	62,205

As at 31 December 2024

		Past due 逾期				Total 總計
		Current 即期	1 to 2 years 1至2年	2 to 3 years 2至3年	Over 3 years 3年以上	
Expected credit loss rate	預期信貸虧損率	2.95%	7.52%	15.32%	37.70%	6.39%
Gross carrying amount (RMB'000)	總賬面值 (人民幣千元)	192,183	77,351	30,531	9,671	309,736
Expected credit losses (RMB'000)	預期信貸虧損 (人民幣千元)	5,662	5,816	4,676	3,646	19,800

20. 貿易應收款項(續)

於各報告日期使用撥備矩陣進行減值分析，以計量預期信貸虧損。撥備率基於具有類似虧損模式的多個客戶分部組合貿易應收款項的賬齡釐定。有關計量反映可能性加權結果、金錢時間值及報告日期有關過往事件、現時狀況及未來經濟狀況預測的可得合理及可支持資料。一般而言，貿易應收款項如賬齡超過三年且並無強制執行活動則予以撇銷。

以下載列本集團使用撥備矩陣計量的貿易應收款項信貸風險資料：

於2025年12月31日

於2024年12月31日

NOTES TO THE CONSOLIDATED FINANCIAL STATEMENTS  
綜合財務報表附註

31 December 2025  
2025年12月31日

21. PREPAYMENTS, OTHER RECEIVABLES AND OTHER ASSETS      21. 預付款項、其他應收款項及其他資產

		2025 2025年 RMB'000 人民幣千元	2024 2024年 RMB'000 人民幣千元
Prepayments on behalf of customers to utility suppliers	代表客戶向公用事業供應商支付的預付款項	68,865	46,116
Prepayments for construction costs	建設成本的預付款項	43,946	-
Consideration receivables from disposal of subsidiaries	出售附屬公司的應收代價	30,182	32,784
Other deposits	其他按金	48,995	28,127
Others	其他	50,989	29,256
		242,977	136,283
Impairment	減值	(11,076)	(3,273)
Total	總計	231,901	133,010

Other deposits mainly represent deposits with suppliers.

其他按金主要為與供應商的按金。

The movements in the loss allowance for impairment of other receivables are as follows:

其他應收款項的減值虧損撥備變動如下：

		2025 2025年 RMB'000 人民幣千元	2024 2024年 RMB'000 人民幣千元
At the beginning of the year	於年初	3,273	2,949
Disposal of a subsidiary (Note 32)	出售附屬公司(附註32)	-	(33)
Impairment losses recognised (Note 7)	已確認減值虧損(附註7)	7,803	357
At the end of the year	於年末	11,076	3,273

NOTES TO THE CONSOLIDATED FINANCIAL STATEMENTS  
綜合財務報表附註

31 December 2025  
2025年12月31日

22. CASH AND BANK BALANCES

22. 現金及銀行結餘

		2025 2025年 RMB'000 人民幣千元	2024 2024年 RMB'000 人民幣千元
Cash and bank balances	現金及銀行結餘	414,951	560,574
Less: Restricted cash	減：受限制現金	(5,451)	(1,504)
Cash and cash equivalents	現金及現金等價物	409,500	559,070

At the end of the reporting period, the cash and bank balances of the Group denominated in RMB amounted to RMB400,327,000 (2024: RMB554,174,000). The RMB is not freely convertible into other currencies, however, under Mainland China's Foreign Exchange Control Regulations and Administration of Settlement, and Sale and Payment of Foreign Exchange Regulations, the Group is permitted to exchange RMB for other currencies through banks authorised to conduct foreign exchange business.

Cash at banks earns interest at floating rates based on daily bank deposit rates. The cash and bank balances are deposited with creditworthy banks with no recent history of default.

於報告期末，本集團以人民幣計值的現金及銀行結餘為人民幣400,327,000元(2024年：人民幣554,174,000元)。人民幣不得自由兌換為其他貨幣，但根據中國內地的《外匯管理條例》及《結匯、售匯及付匯管理規定》，本集團可通過獲授權進行外匯業務的銀行將人民幣兌換為其他貨幣。

銀行現金根據每日銀行存款利率按浮動利率賺取利息。現金及銀行結餘乃存置於近期並無違約記錄的信譽良好銀行。

## 22. CASH AND BANK BALANCES (Continued)

As at 31 December 2025 and 2024, the internal credit ratings of restricted cash and cash and cash equivalents were regarded as the grade of performing. The Group has assessed that the credit risk of the restricted cash and cash and cash equivalents has not increased significantly since initial recognition and measured the impairment based on 12-month expected credit losses, and has assessed that the expected credit losses are immaterial.

## 23. TRADE PAYABLES

An ageing analysis of the trade payables as at the end of the reporting period, based on the invoice date, is as follows:

## 22. 現金及銀行結餘(續)

於2025年及2024年12月31日，受限制現金以及現金及現金等價物的內部信貸評級被視為表現良好級別。本集團評定，受限制現金以及現金及現金等價物自初始確認以來信貸風險並無顯著增加，並按12個月預期信貸虧損計量減值，亦評定預期信貸虧損並不重大。

## 23. 貿易應付款項

於報告期末，基於發票日期的貿易應付款項賬齡分析如下：

		2025 2025年 RMB'000 人民幣千元	2024 2024年 RMB'000 人民幣千元
Within 1 year	一年以內	<b>186,120</b>	179,903
Over 1 year	超過一年	<b>126,406</b>	3,873
Total	總計	<b>312,526</b>	183,776

NOTES TO THE CONSOLIDATED FINANCIAL STATEMENTS  
綜合財務報表附註

31 December 2025  
2025年12月31日

24. OTHER PAYABLES AND ACCRUALS

24. 其他應付款項及應計費用

		2025 2025年 RMB'000 人民幣千元	2024 2024年 RMB'000 人民幣千元
Receipts on behalf of community residents for utilities	就公用事業代表社區住戶收取的收款	58,569	49,849
Deposits received	已收按金	68,072	65,979
Other tax payable	其他應付稅項	51,619	27,795
Payroll and welfare payable	應付工資及福利	27,375	22,138
Dividend payable	應付股息	1,780	–
Others	其他	14,064	11,910
Total	總計	221,479	177,671

25. CONTRACT LIABILITIES

25. 合同負債

		2025 2025年 RMB'000 人民幣千元	2024 2024年 RMB'000 人民幣千元
<i>Short-term advances received from customers</i>	收取客戶的短期墊款		
Property management services	物業管理服務	271,898	255,191
Community value-added services	社區增值服務	5,827	3,403
Other services	其他服務	3,647	–
Total	總計	281,372	258,594

As at 1 January 2024, contract liabilities amounted to RMB252,595,000.

於2024年1月1日，合同負債為人民幣252,595,000元。

31 December 2025  
2025年12月31日

## 25. CONTRACT LIABILITIES (Continued)

The Group receives payments from customers based on billing schedules as established in the property management contracts. A portion of payments is usually received in advance of the performance under the contracts which are mainly from property management services.

The following table shows how much of the revenue recognised relates to the current reporting period carried-forward contract liabilities.

## 25. 合同負債(續)

本集團根據物業管理合同所載賬單時間表向客戶收取付款。本集團通常於根據合同(主要來自物業管理服務)履約前提前收取部分付款。

下表列示已確認收益中與當前報告期結轉合同負債有關的金額。

		2025 2025年 RMB'000 人民幣千元	2024 2024年 RMB'000 人民幣千元
Revenue recognised that was included in the balance of contract liabilities at the beginning of the year	計入於年初合同負債結餘的已確認收益		
— Property management services	— 物業管理服務	<b>255,191</b>	249,853
— Community value-added services	— 社區增值服務	<b>3,403</b>	2,741
<b>Total</b>	<b>總計</b>	<b>258,594</b>	252,594

NOTES TO THE CONSOLIDATED FINANCIAL STATEMENTS  
綜合財務報表附註

31 December 2025  
2025年12月31日

26. INTEREST-BEARING BANK BORROWING

26. 計息銀行借款

		2025 2025年			2024 2024年		
		Effective interest rate (%) 實際利率(%)	Maturity 到期	RMB'000 人民幣千元	Effective interest rate (%) 實際利率(%)	Maturity 到期	RMB'000 人民幣千元
<b>Current</b>	<b>即期</b>						
Current portion of long-term bank borrowing – secured	長期銀行借款的 即期部分 – 有抵押	4.35	2026	17,259	4.35	2025	13,831
<b>Non-current</b>	<b>非即期</b>						
Bank borrowing – secured	銀行借款 – 有抵押	-	-	-	4.35	2026	17,235
Total	總計			17,259			31,066

		2025 2025年 RMB'000 人民幣千元		2024 2024年 RMB'000 人民幣千元	
Analysed into:	分析為：				
Bank borrowing repayable:	須於以下期間償還的 銀行借款：				
Within one year	一年內	17,259		13,831	
In the second year	於第二年	-		17,235	
Total	總計	17,259		31,066	

The Group's bank borrowing is secured by mortgages over 80% equity of Wuhan Huidehang Jingying Property Management Co., Ltd and guaranteed by Nanjing Hong Yang Property Management Co., Ltd.

本集團的銀行借款乃由武漢匯得行精英物業管理有限公司逾80%股權作抵押及由南京弘陽物業管理有限公司擔保。

## 27. DEFERRED TAX

The movements in deferred tax assets and liabilities during the year are as follows:

### Deferred tax assets

		Impairment		Total 總計
		losses 減值虧損	Lease liabilities 租賃負債	
		RMB'000 人民幣千元	RMB'000 人民幣千元	RMB'000 人民幣千元
At 1 January 2024	於2024年1月1日	17,938	240	18,178
Deferred tax credited/(charged) to profit or loss during the year (Note 11)	年內計入/(扣除自)損益的遞延稅項(附註11)	7,075	(240)	6,835
At 31 December 2024 and 1 January 2025	於2024年12月31日及2025年1月1日	<b>25,013</b>	-	<b>25,013</b>
Acquisition of a subsidiary (Note 31)	收購附屬公司(附註31)	<b>21,152</b>	-	<b>21,152</b>
Deferred tax credited to profit or loss during the year (Note 11)	年內計入損益的遞延稅項(附註11)	<b>40,273</b>	-	<b>40,273</b>
At 31 December 2025	於2025年12月31日	<b>86,438</b>	-	<b>86,438</b>

## 27. 遞延稅項

於年內的遞延稅項資產及負債的變動如下：

### 遞延稅項資產

		Impairment		Total 總計
		losses 減值虧損	Lease liabilities 租賃負債	
		RMB'000 人民幣千元	RMB'000 人民幣千元	RMB'000 人民幣千元

At 1 January 2024	於2024年1月1日	17,938	240	18,178
Deferred tax credited/(charged) to profit or loss during the year (Note 11)	年內計入/(扣除自)損益的遞延稅項(附註11)	7,075	(240)	6,835
At 31 December 2024 and 1 January 2025	於2024年12月31日及2025年1月1日	<b>25,013</b>	-	<b>25,013</b>
Acquisition of a subsidiary (Note 31)	收購附屬公司(附註31)	<b>21,152</b>	-	<b>21,152</b>
Deferred tax credited to profit or loss during the year (Note 11)	年內計入損益的遞延稅項(附註11)	<b>40,273</b>	-	<b>40,273</b>
At 31 December 2025	於2025年12月31日	<b>86,438</b>	-	<b>86,438</b>

NOTES TO THE CONSOLIDATED FINANCIAL STATEMENTS  
綜合財務報表附註

31 December 2025  
2025年12月31日

27. DEFERRED TAX (Continued)

Deferred tax liabilities

27. 遞延稅項(續)

遞延稅項負債

		Fair value adjustments arising from acquisition of subsidiaries 收購附屬公司導致公平值調整 RMB'000 人民幣千元	Depreciation allowance in excess of related depreciation 折舊撥備超出相關折舊 RMB'000 人民幣千元	Right-of-use assets 使用權資產 RMB'000 人民幣千元	Total 總計 RMB'000 人民幣千元
At 1 January 2024	於2024年1月1日	14,738	1,782	310	16,830
Deferred tax (credited)/charged to profit or loss during the year (Note 11)	年內(計入)/扣除自損益的遞延稅項(附註11)	(3,865)	345	(310)	(3,830)
At 31 December 2024 and 1 January 2025	於2024年12月31日及2025年1月1日	<b>10,873</b>	<b>2,127</b>	-	<b>13,000</b>
Acquisition of a subsidiary (Note 31)	收購附屬公司(附註31)	<b>9,979</b>	-	-	<b>9,979</b>
Deferred tax (credited)/charged to profit or loss during the year (Note 11)	年內(計入)/扣除自損益的遞延稅項(附註11)	-	<b>(4,211)</b>	-	<b>(4,211)</b>
At 31 December 2025	於2025年12月31日	<b>20,852</b>	<b>(2,084)</b>	-	<b>18,768</b>

NOTES TO THE CONSOLIDATED FINANCIAL STATEMENTS  
綜合財務報表附註

31 December 2025  
2025年12月31日

27. DEFERRED TAX (Continued)

For presentation purposes, certain deferred tax assets and liabilities have been offset in the consolidated statement of financial position. The following is an analysis of the deferred tax balances of the Group for financial reporting purposes:

		2025 2025年 RMB'000 人民幣千元	2024 2024年 RMB'000 人民幣千元
Net deferred tax assets recognised in the consolidated statement of financial position	於綜合財務狀況表內確認的遞延稅項資產淨值	86,438	25,013
Net deferred tax liabilities recognised in the consolidated statement of financial position	於綜合財務狀況表內確認的遞延稅項負債淨值	(18,768)	(13,000)
Total	總計	67,670	12,013

The Group also has tax losses arising in Mainland China of RMB60,427,000 (2024: RMB65,615,000) that will expire in one to five years for offsetting against future taxable profits. Deferred tax assets have not been recognised in respect of these losses as they have arisen in subsidiaries that have been loss-making for some time and it is not considered probable that taxable profits will be available against which the tax losses can be utilised.

Deferred tax assets have not been recognised in respect of the following item:

		2025 2025年 RMB'000 人民幣千元	2024 2024年 RMB'000 人民幣千元
Tax losses	稅項虧損	17,608	21,367

27. 遞延稅項(續)

就呈列而言，若干遞延稅項資產及負債已於綜合財務狀況表內抵銷。以下為就財務申報目的而言的本集團遞延稅項結餘分析：

本集團亦有於中國內地產生的稅項虧損人民幣60,427,000元(2024年：人民幣65,615,000元)，將於一至五年屆滿，用以抵銷未來應課稅利潤。由於該等虧損乃源自蒙受虧損多時的附屬公司且不被視為可能將有可動用稅項虧損抵銷的應課稅利潤，故並無就該等虧損確認遞延稅項資產。

並無就以下項目確認遞延稅項資產：

## NOTES TO THE CONSOLIDATED FINANCIAL STATEMENTS 綜合財務報表附註

31 December 2025  
2025年12月31日

### 27. DEFERRED TAX (Continued)

The above tax losses are available indefinitely for offsetting against future taxable profits of the companies in which the losses arose. Deferred tax assets have not been recognised in respect of the above item as it is not considered probable that taxable profits will be available against which the above item can be utilised.

The Group is liable for withholding taxes on dividends distributed by those subsidiaries established in Mainland China in respect of earnings generated from 1 January 2008. The applicable rate is 5% or 10% for the Group.

As at 31 December 2025 and 2024, no deferred tax has been recognised for withholding taxes that would be payable on the unremitted earnings that are subject to withholding taxes of the Group's subsidiaries established in Mainland China. In the opinion of the directors of the Company, the Group's fund will be retained in Mainland China for the expansion of the Group's operation, so it is not probable that these subsidiaries will distribute such earnings in the foreseeable future.

### 28. SHARE CAPITAL

#### Shares

### 27. 遞延稅項(續)

上述稅項虧損可供無限期抵銷產生虧損的公司的未來應課稅溢利。由於認為不大可能有應課稅溢利可用作抵銷上述項目，故並無就上述項目確認遞延稅項資產。

本集團須就該等在中國內地成立附屬公司就自2008年1月1日起產生的盈利所分派的股息繳納預扣稅。本集團的適用稅率為5%或10%。

於2025及2024年12月31日，概無就本集團於中國內地成立的附屬公司須繳納預扣稅的未匯出盈利應付的預扣稅確認遞延稅項。本公司董事認為，本集團的資金將留存於中國內地，以擴充本集團的業務，因此該等附屬公司將不大可能於可預見未來分派該等盈利。

### 28. 股本

#### 股份

	2025 2025年 RMB'000 人民幣千元	2024 2024年 RMB'000 人民幣千元
Issued and fully paid:		
415,000,000 (2024: 415,000,000) ordinary shares of HK\$0.01 each (2024: HK\$0.01 each)		
	已發行及繳足：	
	415,000,000(2024年：	
	415,000,000)股每股	
	0.01港元(2024年：	
	每股0.01港元)的普通股	
	<b>3,764</b>	3,764

## 29. RESERVES

The amounts of the Group's reserves and the movements therein for the current and prior years are presented in the consolidated statement of changes in equity on page 126 of the consolidated financial statements.

### (a) Share premium

The share premium represents the difference between the par value of the shares issued and the consideration received.

### (b) Merger reserve

The merger reserve of the Group represents the issued capital of the holding company of the companies now comprising the Group and the capital contributions from the equity holders of certain subsidiaries now comprising the Group before the completion of the reorganisation.

### (c) Statutory surplus reserve

In accordance with the PRC Company Law and the articles of association of the subsidiaries established in the PRC, the Group is required to appropriate 10% of its net profits after tax, as determined under the Chinese Accounting Standards, to the statutory surplus reserve until the reserve balance reaches 50% of its registered capital. Subject to certain restrictions set out in the relevant PRC regulations and in the articles of association of the Group, the statutory surplus reserve may be used either to offset losses, or to be converted to increase share capital, provided that the balance after such conversion is not less than 25% of the registered capital of the Group. The reserve cannot be used for purposes other than those for which they are created and are not distributable as cash dividends.

## 29. 儲備

截至本年度及之前年度，本集團的儲備金額及其變動呈列於綜合財務報表第126頁的綜合權益變動表。

### (a) 股份溢價

股份溢價指已發行股份賬面值與已收取代價的差額。

### (b) 合併儲備

本集團的合併儲備指公司重組完成前本集團現時旗下公司的控股公司的已發行股本及本集團現時旗下的若干附屬公司權益持有人的注資。

### (c) 法定盈餘公積

根據中國《公司法》及於中國成立的附屬公司的組織章程細則，本集團須按稅後利潤淨額的10%計提法定盈餘公積，此乃根據中國會計準則釐定，直至儲備餘額達到其註冊資本50%為止。受相關中國法規及本集團組織章程細則所載若干限制的規限，法定盈餘公積可用於抵銷虧損或轉換為增加股本，但轉換後儲備餘額不得少於本集團註冊資本的25%。儲備不得用作其設立目的以外的用途，亦不得作為現金股息分派。

NOTES TO THE CONSOLIDATED FINANCIAL STATEMENTS  
綜合財務報表附註

31 December 2025  
2025年12月31日

**30. PARTLY-OWNED SUBSIDIARIES WITH MATERIAL  
NON-CONTROLLING INTERESTS**

Details of the Group's subsidiaries that have material non-controlling interests are set out below:

**30. 擁有重大非控股權益的非全資附屬公司**

本集團擁有重大非控股權益的附屬公司詳情載列如下：

		2025 2025年	2024 2024年
Percentage of equity interest held by non-controlling interests:	通過非控股權益持有的股權百分比：		
Huidehang	匯得行	<b>20%</b>	20%
Chengdu Hongsheng Heding	成都弘勝和鼎	<b>30%</b>	-
		2025 2025年 RMB'000 人民幣千元	2024 2024年 RMB'000 人民幣千元
Profit for the year allocated to non-controlling interests:	分配至非控股權益的年內溢利：		
Huidehang	匯得行	<b>3,349</b>	2,766
Dividends paid to non-controlling interest:	已派付予非控股權益股息：		
Huidehang	匯得行	<b>840</b>	2,000
Accumulated balances of non-controlling interests at the reporting date:	於報告日期，非控股權益累計結餘：		
Huidehang	匯得行	<b>14,777</b>	12,269
Chengdu Hongsheng Heding	成都弘勝和鼎	<b>62,153</b>	-

**30. PARTLY-OWNED SUBSIDIARIES WITH MATERIAL NON-CONTROLLING INTERESTS (Continued)**

The following tables illustrate the summarised financial information of the above subsidiaries. The amounts disclosed are before any inter-company eliminations:

**30. 擁有重大非控股權益的非全資附屬公司(續)**

下表說明上述附屬公司的財務資料概要。所披露的金額未計及任何公司間抵銷：

2025	2025年	Chengdu	Huidehang
		Hongsheng Heding 成都弘勝和鼎 RMB'000 人民幣千元	匯得行 RMB'000 人民幣千元
Revenue	收益	-	110,886
Total expenses	開支總額	-	(78,066)
Income tax expense	所得稅開支	-	(7,066)
Profit for the year	年內溢利	-	25,754
Total comprehensive income for the year	年內全面收入總額	-	25,754
Current assets	流動資產	587,646	158,593
Non-current assets	非流動資產	21,152	15,105
Current liabilities	流動負債	(391,646)	(92,964)
Non-current liabilities	非流動負債	(9,979)	(3,486)
Net cash flows from operating activities	經營活動所得現金流現淨額	-	13,813
Net cash flows used in investing activities	投資活動所用現金流現淨額	-	(43)
Net cash flows used in financing activities	融資活動所用現金流現淨額	-	(3,173)
Net increase in cash and cash equivalents	現金及現金等價物增加淨額	-	10,597

NOTES TO THE CONSOLIDATED FINANCIAL STATEMENTS  
綜合財務報表附註

31 December 2025  
2025年12月31日

30. PARTLY-OWNED SUBSIDIARIES WITH MATERIAL  
NON-CONTROLLING INTERESTS (Continued)

30. 擁有重大非控股權益的非全資附屬公司(續)

2024	2024年	Huidehang 匯得行 RMB'000 人民幣千元
Revenue	收益	108,739
Total expenses	開支總額	(77,992)
Income tax expense	所得稅開支	(7,583)
Profit for the year	年內溢利	23,164
Total comprehensive income for the year	年內全面收入總額	23,164
Current assets	流動資產	94,398
Non-current assets	非流動資產	27,159
Current liabilities	流動負債	(53,615)
Non-current liabilities	非流動負債	(6,596)
Net cash flows from operating activities	經營活動所得現金流現淨額	8,060
Net cash flows used in investing activities	投資活動所用現金流現淨額	(261)
Net cash flows used in financing activities	融資活動所用現金流現淨額	(7,993)
Net decrease in cash and cash equivalents	現金及現金等價物減少淨額	(194)

31. ACQUISITION OF A SUBSIDIARY

31. 收購附屬公司

Pursuant to the share transfer agreement dated 31 December 2025, the Group acquired of its 70% equity interest in Chengdu Hongsheng Heding Real Estate Development Co., Ltd. (“**Chengdu Hongsheng Heding**”) from Redsun Properties Group Limited for a consideration of RMB53,648,000. The consideration was determined by reference to the corresponding value of the equity interest acquired of. Chengdu Hongsheng Heding is principally engaged in asset operation services and was acquired with the objective of expanding the Group’s relevant business. The acquisition has been accounted for as acquisition of business using the acquisition method.

根據日期為2025年12月31日的股份轉讓協議，本集團向弘陽地產集團收購其於成都弘勝和鼎房地產開發有限公司(「**成都弘勝和鼎**」)的合共70%股權，代價為人民幣53,648,000元。代價乃經參考所出售股權的相應價值後釐定。成都弘勝和鼎主要從事資產經營服務，其收購旨在拓展本集團相關業務。該收購已採用收購法按業務收購入賬。

NOTES TO THE CONSOLIDATED FINANCIAL STATEMENTS  
綜合財務報表附註

31 December 2025  
2025年12月31日

31. ACQUISITION OF A SUBSIDIARY (Continued)

31. 收購附屬公司(續)

Assets acquired and liabilities recognised at the date of acquisition

於收購日期收購的資產及確認的負債

		Chengdu Hongsheng Heding 成都弘勝和鼎 RMB'000 人民幣千元
Net assets acquired of:	所收購資產淨值：	
Deferred tax assets	遞延稅項資產	21,152
Inventory	存貨	161,783
Trade receivables	貿易應收款項	149,204
Prepayments, other receivables and other assets	預付款項、其他應收款項及其他資產	271,057
Cash and bank balances	現金及銀行結餘	5,602
Trade payables	貿易應付款項	(132,708)
Other payables and accruals	其他應付款項及應計費用	(207,291)
Tax payable	應付稅項	(51,647)
Deferred tax liabilities	遞延稅項負債	(9,979)
Total identifiable net assets acquired	所收購可識別資產淨值總額	207,173
<p>The trade receivables acquired with a fair value of RMB149,204,000 at the date of acquisition had gross contractual amount of RMB149,204,000. No contractual cash flows from the receivables are expected to be irrecoverable.</p> <p>於收購日以公平值人民幣149,204,000元收購的貿易應收款項的合約總金額為人民幣149,204,000元。預期來自該等應收款項的合約現金流量均可收回。</p>		
Non-controlling interests	非控股權益	
<p>The non-controlling interests (30%) in Chengdu Hongsheng Heding recognised at the acquisition date was measured by reference to the proportionate share of recognised amounts of net assets of Chengdu Hongsheng Heding and amounted to RMB62,153,000.</p> <p>於收購日期確認的成都弘勝和鼎非控股權益(30%)，乃參考成都弘勝和鼎已確認淨資產金額的應佔份額計量，金額為人民幣62,153,000元。</p>		
Goodwill arising on acquisition:	收購產生的商譽：	
Consideration transferred*	已轉讓代價*	53,648
Non-controlling interests	非控股權益	62,153
Add: Additional liabilities assumed-amounts due to related companies	加：已承擔額外負債-應付關聯方款項	91,372
Less: recognised amounts of identifiable net assets acquired	減：所收購可識別資產淨值的已確認金額	(207,173)
Goodwill arising on acquisition	收購產生的商譽	-
Net cash inflow arising on acquisition:	收購所產生現金流入淨額：	
Cash consideration	現金代價	-
Add: cash and bank balances acquired	加：所收購現金及銀行結餘	5,602
		5,602

\* The consideration was netting off the existing balance due from the seller.

\* 代價乃就抵銷應收賣方的現有結餘進行結算。

No contingent arrangement entered in the acquisition.

收購中並無訂立或有安排。

## NOTES TO THE CONSOLIDATED FINANCIAL STATEMENTS 綜合財務報表附註

31 December 2025  
2025年12月31日

### 32. DISPOSAL OF A SUBSIDIARY

Pursuant to the share transfer agreement dated 23 October 2024, the Group disposed of its total 51% equity interest in Shanghai Andi Property Management Co., Ltd. ("Andi") to an independent third party. The consideration of RMB2,602,000 represents a provisional amount, which was determined on a temporary basis by reference to the estimated value of the equity interest disposed of. The final consideration will be subject to adjustment and will be revised upon mutual agreement by both parties with reference to the final financial data mutually confirmed by the parties.

On 8 December 2025, the Group and the counterparty entered into a supplementary agreement, pursuant to which both parties confirmed the final consideration amount. Under the supplementary agreement, the final consideration for the disposal was determined to be RMB900,000. Accordingly, the Group recognised a loss on disposal of RMB1,702,000 for the year as a result of the downward adjustment to the consideration.

### 32. 出售附屬公司

根據2024年10月23日簽訂的股份轉讓協議，本集團已將其持有的上海安邸物業管理有限公司（「安邸」）51%股權轉讓予一名獨立第三方。人民幣2,602,000元之對價為暫定金額，該金額乃根據擬轉讓股權的估計價值暫時性地釐定。最終對價將於雙方根據雙方核確的最終財務報表數據協商一致後作出調整。

於2025年12月8日，本集團與交易對方簽訂補充協議，雙方於該協議中確認最終對價金額。根據補充協議，該項股權轉讓的最終對價確定為人民幣900,000元。由於對價向下調整，本集團於本年度確認處置虧損人民幣1,702,000元。

NOTES TO THE CONSOLIDATED FINANCIAL STATEMENTS  
綜合財務報表附註

31 December 2025  
2025年12月31日

32. DISPOSAL OF A SUBSIDIARY (Continued)

The effect of such disposal on the Group's assets and liabilities is set out below:

32. 出售附屬公司(續)

有關出售對本集團資產及負債的影響載列如下：

		Notes 附註	2024 2024年 RMB'000 人民幣千元
Net assets disposed of:	所出售資產淨值：		
Property, plant and equipment	物業、廠房及設備	14	23
Trade receivables	貿易應收款項		3,400
Prepayments, other receivables and other assets	預付款項、其他應收款項及 其他資產		477
Cash and bank balances	現金及銀行結餘		4,583
Trade payables	貿易應付款項		(5)
Other payables and accruals	其他應付款項及應計費用		(2,032)
Contract liabilities	合同負債		(532)
Tax payable	應付稅項		(639)
			5,275
Satisfied by:	由以下支付：		
Consideration receivables	應收代價		2,602
Loss on disposal of a subsidiary:	出售附屬公司的虧損：		
Consideration receivables	應收代價		2,602
Net assets disposed of	所出售資產淨值		(5,275)
Non-controlling interest	非控股權益		2,625
Loss on disposal	出售虧損	6, 7	(48)
Net cash outflow arising on disposal:	出售所產生現金流出淨額：		
Cash consideration	現金代價		-
Less: cash and cash equivalents disposed of	減：所出售現金及現金等價物		(4,583)
			(4,583)

## NOTES TO THE CONSOLIDATED FINANCIAL STATEMENTS 綜合財務報表附註

31 December 2025  
2025年12月31日

### 33. NOTES TO THE CONSOLIDATED STATEMENT OF CASH FLOWS

#### (a) Major non-cash transactions

##### (i) Acquisition of a subsidiary

The considerations arising from the acquisition of a subsidiary during the year included the amounts due to related companies, as well as settlement by way of netting off existing balances. Further details of the acquisition are set out in Note 31 to the consolidated financial statements.

##### (ii) Disposal of property, plant and equipment

During the year, the Group disposed of certain property, plant and equipment. The total consideration included both cash proceeds and non-cash settlement. The non-cash portion of the consideration was settled through the offset of existing payables amounting to RMB7,405,000 (2024: Nil). Further details of the disposals are set out in Note 14 to the consolidated financial statements.

### 33. 綜合現金流量表附註

#### (a) 重大非現金交易

##### (i) 收購附屬公司

本年度收購附屬公司所產生的代價，包括應付關連公司款項，以及透過抵銷現有結餘的方式進行結算。有關收購的進一步詳情載於綜合財務報表附註31。

##### (ii) 出售物業、廠房及設備

本年度，本集團出售若干物業、廠房及設備。總代價包括現金所得款項及非現金結算。代價的非現金部分乃透過抵銷現有應付款項人民幣7,405,000元(2024年：無)結算。有關出售事項的進一步詳情載於綜合財務報表附註14。

33. NOTES TO THE CONSOLIDATED STATEMENT OF  
CASH FLOWS (Continued)

(b) Changes in liabilities arising from financing  
activities

33. 綜合現金流量表附註

(b) 融資活動產生的負債變動

		<b>Interest-bearing bank borrowing</b>	<b>Lease liabilities</b>	<b>Total</b>
		計息銀行借款	租賃負債	總計
		RMB'000	RMB'000	RMB'000
		人民幣千元	人民幣千元	人民幣千元
At 1 January 2024	於2024年1月1日	44,854	2,359	47,213
Changes from financing cash flows	融資現金流量變動	(15,355)	-	(15,355)
Payments of lease liabilities	租賃負債的付款	-	(1,051)	(1,051)
Non-cash changes:	非現金變動：			
Accrual of interest	應計利息	1,567	82	1,649
Gain on lease modification (Note 6)	租賃修改收益(附註6)	-	(1,390)	(1,390)
At 31 December 2024	於2024年12月31日	31,066	-	31,066
At 1 January 2025	於2025年1月1日	<b>31,066</b>	-	<b>31,066</b>
Changes from financing cash flows	融資現金流量變動	<b>(14,671)</b>	-	<b>(14,671)</b>
Non-cash changes:	非現金變動：			
Accrual of interest	應計利息	<b>864</b>	-	<b>864</b>
At 31 December 2025	於2025年12月31日	<b>17,259</b>	-	<b>17,259</b>

NOTES TO THE CONSOLIDATED FINANCIAL STATEMENTS  
綜合財務報表附註

31 December 2025  
2025年12月31日

34. COMMITMENTS

The Group had the following capital commitments at the end of the reporting period:

		2025 2025年 RMB'000 人民幣千元	2024 2024年 RMB'000 人民幣千元
Contracted, but not provided for:	已訂約但尚未撥備：		
Other intangible assets	其他無形資產	6,343	4,794
Total	總計	6,343	4,794

34. 承擔

本集團於報告期間末擁有以下資本承擔：

35. RELATED PARTY TRANSACTIONS

a) In addition to the transactions detailed elsewhere in these consolidated financial statements, the Group had the following transactions with related parties during the year:

		2025 2025年 RMB'000 人民幣千元	2024 2024年 RMB'000 人民幣千元
Fellow subsidiaries:	同系附屬公司：		
Property management services income	物業管理服務收入	20,823	58,758
Value-added services to non-property owners income	非業主增值服務收入	8,624	17,167
Parking space sales and leasing agency services	停車位銷售及租賃代理服務	249	2,136
Joint ventures and associates of fellow subsidiaries:	同系附屬公司的合資企業及聯營公司：		
Property management services income	物業管理服務收入	7,793	14,202
Value-added services to non-property owners income	非業主增值服務收入	3,151	20,412

35. 關聯方交易

a) 除此等綜合財務報表其他部分詳述的交易外，本集團期內與關聯方的交易如下：

### 35. RELATED PARTY TRANSACTIONS (Continued)

a) (Continued)

Notes:

These transactions were carried out in accordance with the terms and conditions mutually agreed by the companies involved. The service fees take into account a wide range of factors, including but not limited to (i) the nature, age, infrastructure features, geographical location and neighbourhood profile of the relevant properties; (ii) the prevailing market price charged by other independent third party service providers to related parties in respect of comparable services; and (iii) any applicable rate recommended by the relevant government authorities.

These related party transactions also constitute connected transactions or continuing connected transactions as defined in Chapter 14A of the Listing Rules.

- b) As at 31 December 2025, the carrying amount of agency deposit is RMB248,073,000 (2024: RMB287,914,000) and impairment loss of RMB50,636,000 (2024: RMB Nil) was recognised during the year ended 31 December 2025. The certain parking spaces were being pledged for the agency deposit.

The related party transaction also constitute connected transaction or continuing connected transaction as defined in Chapter 14A of the Listing Rules.

### 35. 關聯方交易(續)

a) (續)

附註：

該等交易乃根據相關公司共同協定的條款及條件進行。服務費經參考各項不同因素釐定，包括但不限於(i)相關物業的性質、樓齡、基礎設施特徵、地理位置及鄰裏情況；(ii)其他獨立第三方服務供應商就相若服務向關聯方收取的現行市價；及(iii)相關政府部門建議的任何適用指導價。

該等關聯方交易亦構成上市規則第14A章所界定的關連交易或持續關連交易。

- b) 於2025年12月31日，代理按金賬面值為人民幣248,073,000元(2024年：人民幣287,914,000元)及截至2025年12月31日止年度確認人民幣50,636,000元(2024年：人民幣零元)的減值虧損。若干停車位已就代理按金作抵押。

關聯方交易亦構成上市規則第14A章所界定的關連交易或持續關連交易。

NOTES TO THE CONSOLIDATED FINANCIAL STATEMENTS  
綜合財務報表附註

31 December 2025  
2025年12月31日

35. RELATED PARTY TRANSACTIONS (Continued)

35. 關聯方交易(續)

c) Outstanding balances with related parties:

c) 與關聯方的未付結餘：

		31 December 2025 2025年12月31日 RMB'000 人民幣千元	31 December 2024 2024年12月31日 RMB'000 人民幣千元
Amounts due from related companies:	應收關聯公司款項：		
Trade related	貿易相關		
Fellow subsidiaries	同系附屬公司	244,901	361,506
Joint ventures and associates of fellow subsidiaries	同系附屬公司的合資企業及聯營公司	8,715	29,906
<b>Total</b>	<b>總計</b>	<b>253,616</b>	<b>391,412</b>
Amounts due from related companies:	應收關聯公司款項：		
Gross amount	總額	535,607	561,688
Impairment	減值	(281,991)	(170,276)
<b>Net carrying amount</b>	<b>賬面淨值</b>	<b>253,616</b>	<b>391,412</b>

An ageing analysis of amounts due from related companies as at the end of the reporting period, based on the date of revenue recognition, net of provision for the loss allowance for impairment, is as follows:

於報告期末，基於收益確認日期且扣除減值虧損撥備的應收關聯公司款項賬齡分析如下：

		2025 2025年 RMB'000 人民幣千元	2024 2024年 RMB'000 人民幣千元
1 to 6 months	1至6個月	15,351	52,931
6 to 12 months	6至12個月	1,667	10,222
1 to 2 years	1至2年	236,598	328,259
<b>Total</b>	<b>總計</b>	<b>253,616</b>	<b>391,412</b>

NOTES TO THE CONSOLIDATED FINANCIAL STATEMENTS  
綜合財務報表附註

31 December 2025  
2025年12月31日

35. RELATED PARTY TRANSACTIONS (Continued)

c) Outstanding balances with related parties: (Continued)

The movements in the loss allowance for impairment of amounts due from related companies are as follows:

		31 December 2025 2025年12月31日 RMB'000 人民幣千元	31 December 2024 2024年12月31日 RMB'000 人民幣千元
Amounts due from related companies:	應收關聯公司款項：		
At beginning of year	於年初	170,276	110,865
Impairment losses recognised (Note 7)	已確認減值虧損(附註7)	111,715	59,411
At end of year	於年末	281,991	170,276

The credit periods granted to related parties are mainly 12 months. The Group has assessed the credit risk of these amounts due from related companies based on lifetime ECLs by considering the default rates and adjusting forward-looking macroeconomic data.

授予關聯方的信貸期主要為12個月。通過考量違約率及調整前瞻性宏觀經濟數據，本集團基於存續期預期信貸虧損評估該等應收關聯公司款項的信貸風險。

d) Compensation of key management personnel of the Group:

		2025 2025年 RMB'000 人民幣千元	2024 2024年 RMB'000 人民幣千元
Short-term employee benefits	短期僱員福利	3,106	4,326
Pension scheme contributions and social welfare	養老金計劃供款及社會福利	302	364
Total compensation paid to key management personnel	已付主要管理人員薪酬總額	3,408	4,690

Further details of directors' emoluments are included in Note 9 to the consolidated financial statements.

有關董事酬金的進一步詳情載於綜合財務報表附註9。

NOTES TO THE CONSOLIDATED FINANCIAL STATEMENTS  
綜合財務報表附註

31 December 2025  
2025年12月31日

**36. FINANCIAL INSTRUMENTS BY CATEGORY**

The carrying amounts of each of the categories of financial instruments as at the end of the reporting period are as follows:

**2025**

**Financial assets**

		Financial assets at amortised cost 按攤銷成本列賬 的金融資產 RMB'000 人民幣千元
Trade receivables (Note 20)	貿易應收款項(附註20)	<b>291,248</b>
Financial assets included in prepayments, other receivables and other assets (Note 21)	計入預付款項、其他應收款項及其他資產的金融資產(附註21)	<b>119,090</b>
Amounts due from related companies (Note 35)	應收關聯公司款項(附註35)	<b>253,616</b>
Cash and bank balances (Note 22)	現金及銀行結餘(附註22)	<b>414,951</b>
<b>Total</b>	<b>總計</b>	<b>1,078,905</b>

**Financial liabilities**

		Financial liabilities at amortised cost 按攤銷成本列賬 的金融負債 RMB'000 人民幣千元
Trade payables (Note 23)	貿易應付款項(附註23)	<b>312,526</b>
Financial liabilities included in other payables and accruals (Note 24)	計入其他應付款項及應計費用的金融負債(附註24)	<b>140,705</b>
Interest-bearing bank borrowing (Note 26)	計息銀行借款(附註26)	<b>17,259</b>
<b>Total</b>	<b>總計</b>	<b>470,490</b>

**36. 按類別劃分的金融工具**

於報告期結束時各類金融工具的賬面值如下：

**2025年**

**金融資產**

		Financial assets at amortised cost 按攤銷成本列賬 的金融資產 RMB'000 人民幣千元
貿易應收款項(附註20)		<b>291,248</b>
計入預付款項、其他應收款項及其他資產的金融資產(附註21)		<b>119,090</b>
應收關聯公司款項(附註35)		<b>253,616</b>
現金及銀行結餘(附註22)		<b>414,951</b>
<b>總計</b>		<b>1,078,905</b>

**金融負債**

		Financial liabilities at amortised cost 按攤銷成本列賬 的金融負債 RMB'000 人民幣千元
貿易應付款項(附註23)		<b>312,526</b>
計入其他應付款項及應計費用的金融負債(附註24)		<b>140,705</b>
計息銀行借款(附註26)		<b>17,259</b>
<b>總計</b>		<b>470,490</b>

NOTES TO THE CONSOLIDATED FINANCIAL STATEMENTS  
綜合財務報表附註

31 December 2025  
2025年12月31日

36. FINANCIAL INSTRUMENTS BY CATEGORY  
(Continued)

2024

Financial assets

36. 按類別劃分的金融工具(續)

2024年

金融資產

Financial assets at  
amortised cost  
按攤銷成本列賬  
的金融資產  
RMB'000  
人民幣千元

Trade receivables (Note 20)	貿易應收款項(附註20)	289,936
Financial assets included in prepayments, other receivables and other assets (Note 21)	計入預付款項、其他應收款項及其他資產的金融資產(附註21)	86,894
Amounts due from related companies (Note 35)	應收關聯公司款項(附註35)	391,412
Cash and bank balances (Note 22)	現金及銀行結餘(附註22)	560,574
Total	總計	1,328,816

Financial liabilities

金融負債

Financial liabilities  
at amortised cost  
按攤銷成本列賬  
的金融負債  
RMB'000  
人民幣千元

Trade payables (Note 23)	貿易應付款項(附註23)	183,776
Financial liabilities included in other payables and accruals (Note 24)	計入其他應付款項及應計費用的金融負債(附註24)	127,738
Interest-bearing bank borrowing (Note 26)	計息銀行借款(附註26)	31,066
Total	總計	342,580

## NOTES TO THE CONSOLIDATED FINANCIAL STATEMENTS 綜合財務報表附註

31 December 2025  
2025年12月31日

### 37. FAIR VALUE AND FAIR VALUE HIERARCHY OF FINANCIAL INSTRUMENTS

Management has assessed that the fair values of cash and bank balances, amounts due from related companies, trade receivables, trade payables, financial assets included in prepayments, other receivables and other assets, financial liabilities included in other payables and accruals and interest-bearing bank borrowing approximate to their carrying amounts largely due to the short term maturities of these instruments.

The Group's finance department headed by the finance manager is responsible for determining the policies and procedures for the fair value measurement of financial instruments. The finance manager reports directly to the chief financial officer and the audit committee. At each reporting date, the finance department analyses the movements in the values of financial instruments and determines the major inputs applied in the valuation. The valuation is reviewed and approved by the chief financial officer. The valuation process and results are discussed with the audit committee twice a year for interim and annual financial reporting.

The fair values of the financial assets and liabilities are included at the amount at which the instrument could be exchanged in a current transaction between willing parties, other than in a forced or liquidation sale. The following methods and assumptions were used to estimate the fair values:

The fair values of the interest-bearing bank borrowing have been calculated by discounting the expected future cash flows using rates currently available for instruments with similar terms, credit risk and remaining maturities. The changes in fair value as a result of the Group's own non-performance risk for interest-bearing bank borrowing as at 31 December 2025 and 2024 were assessed to be insignificant.

### 37. 金融工具的公平值及公平值層級

管理層已評定現金及銀行結餘、應收關聯公司款項、貿易應收款項、貿易應付款項、計入預付款項的金融資產、其他應收款項及其他資產、計入其他應付款項及應計費用及計息銀行借款的金融負債的公平值與其賬面值相若，主要原因為該等工具的到期期限較短。

本集團的財務部門由財務經理帶領，負責釐定金融工具公平值計量的政策及程序。財務經理直接向財務總監及審核委員會匯報。於各報告日期，財務部門分析金融工具價值的變動，並決定估值適用的重大輸入數據。估值由財務總監審閱及批准。估值過程及結果經審核委員會就中期及年度財務申報作出一年兩次的討論。

金融資產及負債的公平值以該工具自願交易方（強迫或清盤出售除外）當前交易下可交易金額入賬。以下方法及假設均用來估算公平值：

計息銀行借款的公平值已就預期未來現金流量按條款、信貸風險及剩餘到期情況相類似的工具的目前可用比率貼現計算。截至2025年及2024年12月31日，本集團計息銀行借款的未履約風險引致的公平值變動被評定為不重大。

### 38. FINANCIAL RISK MANAGEMENT OBJECTIVES AND POLICIES

The Group's principal financial instruments comprise cash and bank balances, trade receivables, financial assets included in prepayments, other receivables and other assets, amounts due from related companies, trade payables, financial liabilities included in other payables and accruals, and interest-bearing bank borrowing. The main purpose of these financial instruments is to raise finance for the Group's operations.

The main risks arising from the Group's financial instruments are foreign currency risk, interest rate risk, credit risk and liquidity risk. The board of directors reviews and agrees policies for managing each of these risks and they are summarised below.

#### Foreign currency risk

The Group has no transactional currency exposures. None of the Group's sales (2024: Nil) were denominated in currencies other than the functional currencies of the operating units making the sale, whilst 100% (2024: 100%) of costs were denominated in the units' functional currencies.

In addition, the Group has currency exposures from its cash and bank balances.

### 38. 財務風險管理目標及政策

本集團的主要金融工具包括現金及銀行結餘、貿易應收款項、計入預付款項、其他應收款項及其他資產的金融資產、應收關聯公司的款項、貿易應付款項、計入其他應付款項及應計費用的金融負債及計息銀行借款。該等金融工具的主要目的在於為本集團的營運撥資。

本集團金融工具產生的主要風險包括外匯風險、利率風險、信貸風險及流動資金風險。董事會檢討及協定控制各類風險的政策，有關政策概述如下。

#### 外匯風險

本集團並無面臨交易貨幣風險。本集團的銷售均無(2024年：無)以進行出售的經營單位的功能貨幣以外的貨幣計算，而100%(2024年：100%)的成本則以該等單位的功能貨幣計算。

此外，本集團因現金及銀行結餘而面臨外匯風險。

NOTES TO THE CONSOLIDATED FINANCIAL STATEMENTS  
綜合財務報表附註

31 December 2025  
2025年12月31日

**38. FINANCIAL RISK MANAGEMENT OBJECTIVES AND POLICIES (Continued)**

**Foreign currency risk (Continued)**

The following table demonstrates the sensitivity at the end of the reporting period to a reasonably possible change in the HKD exchange rate, with all other variables held constant, of the Group's profit before tax (due to changes in the fair values of monetary assets and liabilities).

**38. 財務風險管理目標及政策(續)**

**外匯風險(續)**

下表闡述於各報告期末，在所有其他變數維持不變的情況下，本集團的除稅前溢利(由貨幣資產及負債的公平值變動所致)對港元匯率合理可能變動的敏感度：

		Increase/ (Decrease) in HKD/RMB rate % 港元／人民幣 匯率上升／(下降) %	Increase/ (Decrease) in loss before tax RMB'000 除稅前虧損 上升／(下降) 人民幣千元
<b>2025</b>	<b>2025年</b>		
If the RMB weakens against the HKD	如人民幣兌港元貶值	-5%	(25)
If the RMB strengthens against the HKD	如人民幣兌港元升值	5%	25
		Increase/ (Decrease) in HKD/RMB rate % 港元／人民幣 匯率上升／(下降) %	Increase/ (Decrease) in profit before tax RMB'000 除稅前溢利 上升／(下降) 人民幣千元
<b>2024</b>	<b>2024年</b>		
If the RMB weakens against the HKD	如人民幣兌港元貶值	-5%	27
If the RMB strengthens against the HKD	如人民幣兌港元升值	5%	(27)

### 38. FINANCIAL RISK MANAGEMENT OBJECTIVES AND POLICIES (Continued)

#### Interest rate risk

The Group is exposed to fair value interest rate risk in relation to interest-bearing bank borrowing (Note 26) which is carried at fixed rate.

The Group is also exposed to cash flow interest rate risk in relation to variable rate bank balances (Note 22). As all the Group's bank balances were short-term in nature, any change in the interest rate from time to time is not considered to have significant impact to the Group's performance. The Group currently does not have an interest rate hedging policy. However, management monitors interest rate exposure and will consider other necessary actions when significant interest rate exposure is anticipated.

### 38. 財務風險管理目標及政策(續)

#### 利率風險

本集團面臨以固定利率計息的計息銀行借款(附註26)的公平值利率風險。

本集團亦面臨有關可變利率銀行結餘的現金流量利率風險(附註22)。由於本集團的所有銀行結餘均屬短期性質，因此不時出現的任何利率變動被視為不會對本集團表現造成重大影響。本集團目前並無利率對沖政策。然而，管理層會監控利率風險，並會在預期出現重大利率風險時考慮採取其他必要行動。

NOTES TO THE CONSOLIDATED FINANCIAL STATEMENTS  
綜合財務報表附註

31 December 2025  
2025年12月31日

**38. FINANCIAL RISK MANAGEMENT OBJECTIVES AND POLICIES (Continued)**

**Credit risk**

The Group trades only with recognised and creditworthy third parties. It is the Group's policy that all customers who wish to trade on credit terms are subject to credit verification procedures. In addition, receivable balances are monitored on an ongoing basis and the Group's exposure to bad debts is not significant. For transactions that are not denominated in the functional currency of the relevant operating unit, the Group does not offer credit terms without the specific approval of the Head of Credit Control.

**Maximum exposure and year-end staging**

The tables below show the credit quality and the maximum exposure to credit risk based on the Group's credit policy, which is mainly based on past due information unless other information is available without undue cost or effort, and year-end staging classification. The amounts presented are gross carrying amounts for financial assets.

As at 31 December 2025

**38. 財務風險管理目標及政策(續)**

**信貸風險**

本集團僅與獲認可及信譽良好的第三方交易。本集團之政策為所有有意按信貸條款進行交易的客戶均須接受信貸審核程序。此外，由於持續對應收款項結餘進行監控，故本集團面臨的壞賬風險並不重大。對於並非以有關營運單位使用的功能貨幣計值的交易，本集團在未經信貸監控主管特定批准的情況下不予提供信貸期。

**最高風險及年結階段**

下表載列基於本集團的信貸政策的信貸質素及最高信貸風險，主要基於逾期資料(除非其他資料可在無須付出不必要成本或努力的情況下獲得)及年結階段分析。所呈列的有關金額指金融資產總賬面值。

於2025年12月31日

		12-month ECLs		Lifetime ECLs		
		12個月預期信貸虧損		存續期預期信貸虧損		
		Stage 1	Stage 2	Stage 3	Simplified approach	Total
		第1階段	第2階段	第3階段	簡化方法	總計
		RMB'000	RMB'000	RMB'000	RMB'000	RMB'000
		人民幣千元	人民幣千元	人民幣千元	人民幣千元	人民幣千元
Trade receivables*	貿易應收款項*	-	-	-	353,453	353,453
Financial assets included in prepayments, other receivables and other assets – Normal**	計入預付款項、其他應收款項及其他資產的金融資產 – 正常**	130,166	-	-	-	130,166
Amounts due from related companies*	應收關聯公司款項*	-	-	-	535,607	535,607
Cash and bank balances – Not yet past due	現金及銀行結餘 – 尚未逾期	414,951	-	-	-	414,951
<b>Total</b>	<b>總計</b>	<b>545,117</b>	<b>-</b>	<b>-</b>	<b>889,060</b>	<b>1,434,177</b>

**38. FINANCIAL RISK MANAGEMENT OBJECTIVES AND POLICIES (Continued)**

**Credit risk (Continued)**

**Maximum exposure and year-end staging (Continued)**

As at 31 December 2024

		12-month ECLs 12個月預期 信貸虧損	Lifetime ECLs 存續期預期信貸虧損			Total 總計
		Stage 1 第1階段 RMB'000 人民幣千元	Stage 2 第2階段 RMB'000 人民幣千元	Stage 3 第3階段 RMB'000 人民幣千元	Simplified approach 簡化方法 RMB'000 人民幣千元	RMB'000 人民幣千元
Trade receivables*	貿易應收款項*	-	-	-	309,736	309,736
Financial assets included in prepayments, other receivables and other assets – Normal**	計入預付款項、其他 應收款項及其他資產 的金融資產 – 正常**	90,167	-	-	-	90,167
Amounts due from related companies*	應收關聯公司款項*	-	-	-	561,688	561,688
Cash and bank balances – Not yet past due	現金及銀行結餘 – 尚未逾期	560,574	-	-	-	560,574
<b>Total</b>	<b>總計</b>	<b>650,741</b>	<b>-</b>	<b>-</b>	<b>871,424</b>	<b>1,522,165</b>

\* For trade receivables and trade nature's amounts due from related companies to which the Group applies the simplified approach for impairment, information based on the provision matrix is disclosed in Notes 20 and 35 to the consolidated financial statements. There is no significant concentration of credit risk.

\*\* The credit quality of the financial assets included in prepayments, other receivables and other assets is considered to be "normal" when they are not past due and there is no information indicating that the financial assets had a significant increase in credit risk since initial recognition.

Further quantitative data in respect of the Group's exposure to credit risk arising from trade receivables are disclosed in Note 20 to the consolidated financial statements.

**38. 財務風險管理目標及政策(續)**

**信貸風險(續)**

**最高風險及年結階段(續)**

於2024年12月31日

\* 就本集團應用簡化減值方法的貿易應收款項及應收關聯公司貿易性質款項，基於撥備矩陣所作出資料於綜合財務報表附註20及35披露。概無重大信貸集中風險。

\*\* 計入預付款項、其他應收款項及其他資產中的金融資產信貸質量在未逾期時被視為「正常」，並且沒有資料表明該等金融資產自初始確認以來信貸風險顯著增加。

有關本集團來自貿易應收款項的信貸風險的進一步量化數據，於綜合財務報表附註20披露。

NOTES TO THE CONSOLIDATED FINANCIAL STATEMENTS  
綜合財務報表附註

31 December 2025  
2025年12月31日

**38. FINANCIAL RISK MANAGEMENT OBJECTIVES AND POLICIES (Continued)**

**Liquidity risk**

The Group's objective is to maintain a balance between continuity of funding and flexibility through the use of trade payables, financial liabilities included in other payables and accruals and interest-bearing bank borrowing. Cash flows are being closely monitored on an ongoing basis.

The maturity profile of the Group's financial liabilities as at the end of the reporting period, based on the contractual undiscounted payments, is as follows:

**38. 財務風險管理目標及政策(續)**

**流動資金風險**

本集團的目標是通過使用貿易應付款項、計入其他應付款項及應計費用的金融負債及計息銀行借款維持資金持續性及靈活性之間的平衡。現金流量的情況受持續密切監控。

本集團於報告期末按合約未貼現付款計算的金融負債的到期情況如下：

		Weighted average interest rate		Less than 3 months	3 to 12 months	Over 1 year	Total undiscounted cash flows		Carrying amount
		On demand							
		加權					未貼現		
		平均利率	按要求	3個月以內	3至12個月	1年以上	現金流量合計	賬面值	
		%	RMB'000	RMB'000	RMB'000	RMB'000	RMB'000	RMB'000	RMB'000
		%	人民幣千元	人民幣千元	人民幣千元	人民幣千元	人民幣千元	人民幣千元	人民幣千元
<b>31 December 2025</b>	<b>2025年12月31日</b>								
Trade payables	貿易應付款項	-	312,526	-	-	-	312,526	312,526	
Financial liabilities included in other payables and accruals	計入其他應付款項及應計費用的金融負債	-	140,705	-	-	-	140,705	140,705	
Interest-bearing bank borrowing	計息銀行借款	4.35	-	3,615	14,065	-	17,680	17,259	
<b>Total</b>	<b>總計</b>		<b>453,231</b>	<b>3,615</b>	<b>14,065</b>	<b>-</b>	<b>470,911</b>	<b>470,490</b>	

### 38. FINANCIAL RISK MANAGEMENT OBJECTIVES AND POLICIES (Continued)

#### Liquidity risk (Continued)

The maturity profile of the Group's financial liabilities as at the end of the reporting period, based on the contractual undiscounted payments, is as follows: (Continued)

		Weighted average interest rate 加權 平均利率 %	On demand 按要求 RMB'000 人民幣千元	Less than 3 months 3個月以內 RMB'000 人民幣千元	3 to 12 months 3至12個月 RMB'000 人民幣千元	Over 1 year 1年以上 RMB'000 人民幣千元	Total undiscounted cash flows 未貼現 現金流量合計 RMB'000 人民幣千元	Carrying amount 賬面值 RMB'000 人民幣千元
31 December 2024	2024年12月31日							
Trade payables	貿易應付款項	-	183,776	-	-	-	183,776	183,776
Financial liabilities included in other payables and accruals	計入其他應付款項及 應計費用的金融負債	-	127,738	-	-	-	127,738	127,738
Interest-bearing bank borrowing	計息銀行借款	4.35	-	3,645	14,155	23,602	41,402	31,066
Total	總計		311,514	3,645	14,155	23,602	352,916	342,580

#### Capital management

The primary objectives of the Group's capital management are to safeguard the Group's ability to continue as a going concern and to maintain healthy capital ratios in order to support its business and maximise shareholders' value.

The Group manages its capital structure and makes adjustments to it in light of changes in economic conditions and the risk characteristics of the underlying assets. To maintain or adjust the capital structure, the Group may adjust the dividend payment to shareholders, return capital to shareholders or issue new shares. The Group is not subject to any externally imposed capital requirements. No changes were made in the objectives, policies or processes for managing capital during the years ended 31 December 2025 and 31 December 2024.

### 38. 財務風險管理目標及政策(續)

#### 流動資金風險(續)

本集團於報告期末按合約未貼現付款計算的金融負債的到期情況如下：(續)

#### 資本管理

本集團資本管理的主要目標是為保障本集團持續經營並維持穩健的資本比率的能力，以支持其業務並使股東價值最大化。

本集團會根據經濟狀況變化及相關資產的風險特色管理及調整其資本架構。為維持或調整資本架構，本集團可調整派付予股東的股息、向股東歸還資本或發行新股。本集團不受限於任何外部施加的資本要求。截至2025年12月31日止年度及截至2024年12月31日止年度，資本管理的目標、政策或流程未發生變化。

NOTES TO THE CONSOLIDATED FINANCIAL STATEMENTS  
綜合財務報表附註

31 December 2025  
2025年12月31日

**38. FINANCIAL RISK MANAGEMENT OBJECTIVES AND POLICIES (Continued)**

**Capital management (Continued)**

The Group monitors capital using a gearing ratio, which is net debt divided by the adjusted capital plus net debt. Net debt represents trade payables, other payables and accruals, interest-bearing bank borrowing, less cash and cash equivalents. Capital represents equity attributable to equity holders of the Company.

**38. 財務風險管理目標及政策(續)**

**資本管理(續)**

本集團採用資本負債比率(即債務淨額除以經調整資本與債務淨額的和)來監控資本。債務淨額指貿易應付款項、其他應付款項及應計費用、計息銀行借款減現金及現金等價物。資本指本公司權益持有人應佔權益。

		31 December 2025 2025年12月31日 RMB'000 人民幣千元	31 December 2024 2024年12月31日 RMB'000 人民幣千元
Trade payables	貿易應付款項	<b>312,526</b>	183,776
Other payables and accruals	其他應付款項及應計費用	<b>221,479</b>	177,671
Interest-bearing bank borrowing	計息銀行借款	<b>17,259</b>	31,066
Less: Cash and cash equivalents	減：現金及現金等價物	<b>(409,500)</b>	(559,070)
Net debt	債務淨額	<b>141,764</b>	(166,557)
Equity attributable to equity holders of the Company	本公司權益持有人應佔權益	<b>858,697</b>	898,058
Capital and net debt	資本及債務淨額	<b>1,000,461</b>	731,501
Gearing ratio	資本負債比率	<b>14.17%</b>	(22.77%)

### 39. EVENTS AFTER THE REPORTING PERIOD

During the year ended 31 December 2025, the Company entered into a parking spaces transfer framework agreement and a series of equity transfer agreements relating to the acquisition of the equity interests of a subsidiary, an associate and a joint venture. For further details, please refer to the announcement and circular of the Company dated 17 February 2025 and 30 April 2025. The transfer of the parking spaces and the acquisition of the subsidiary were completed during the year. The acquisitions of the associate and the joint venture had not been completed as at the date of this report.

As disclosed in circular of the Company published on 20 March 2026, on 4 February 2026, the Company and Redsun Properties Group Limited (“Redsun Properties”) entered into a termination agreement, pursuant to which the New Parking Space Sales and Leasing Agency Services Framework Agreement (as defined in the aforesaid circular), originally entered into on 8 December 2025, was terminated with immediate effect. Following such termination, the Group ceased to act as agent for sale of parking spaces of Redsun Properties.

Save as disclosed above, the Group had no other material events after the reporting period.

### 39. 報告期後事項

截至2025年12月31日止年度，本公司訂立一份停車位轉讓框架協議及一系列股權轉讓協議，內容有關收購一間附屬公司、一間聯營公司及一間合營企業的股權。進一步詳情請參閱本公司日期為2025年2月17日的公告及2025年4月30日的通函。停車位轉讓及收購附屬公司已於年內完成。於本報告日期，收購聯營公司及合營企業尚未完成。

正如本公司於2026年3月20日刊報之通函所披露，於2026年2月4日，本公司與弘陽地產集團有限公司（「弘陽地產」）訂立終止協議，據此，原於2025年12月8日訂立的新車位銷售及租賃代理服務框架協議（定義見上述通函）即時終止。於相關終止後，本集團不再代理銷售弘陽地產的車位。

除上述披露外，本集團報告期後無其他重大事項。

NOTES TO THE CONSOLIDATED FINANCIAL STATEMENTS  
綜合財務報表附註

31 December 2025  
2025年12月31日

40. STATEMENT OF FINANCIAL POSITION OF THE COMPANY

Information about the statement of financial position of the Company at the end of the reporting period is as follows:

40. 本公司的財務狀況表

有關本公司於報告期末的財務狀況表的資料如下：

		2025 2025年 RMB'000 人民幣千元	2024 2024年 RMB'000 人民幣千元
<b>NON-CURRENT ASSET</b>	<b>非流動資產</b>		
Investment in a subsidiary	於一間附屬公司的投資	198,119	198,119
Total non-current asset	非流動資產總值	198,119	198,119
<b>CURRENT ASSETS</b>	<b>流動資產</b>		
Amounts due from subsidiaries	應收附屬公司款項	250,256	256,379
Amounts due from related parties	應收關聯方款項	362	371
Cash and bank balances	現金及銀行結餘	236	226
Total current assets	流動資產總值	250,854	256,976
<b>CURRENT LIABILITIES</b>	<b>流動負債</b>		
Other payables and accruals	其他應付款項及應計費用	10	73
Amounts due to subsidiaries	應付附屬公司款項	5,068	1,576
Amounts due to related parties	應付關聯方款項	38	518
Total current liabilities	流動負債總值	5,116	2,167
<b>NET CURRENT ASSETS</b>	<b>流動資產淨值</b>	245,738	254,809
Net assets	資產淨值	443,857	452,928
<b>EQUITY</b>	<b>權益</b>		
Share capital	股本	3,764	3,764
Reserves	儲備	440,093	449,164
Total equity	權益總額	443,857	452,928

NOTES TO THE CONSOLIDATED FINANCIAL STATEMENTS  
綜合財務報表附註

31 December 2025  
2025年12月31日

40. STATEMENT OF FINANCIAL POSITION OF THE COMPANY (Continued)

Note:

A summary of the Company's reserves is as follows:

40. 本公司的財務狀況表(續)

附註：

本公司的儲備概要如下：

		Share capital 股本 RMB'000 人民幣千元	Share premium 股份溢價 RMB'000 人民幣千元	Other reserve 其他儲備 RMB'000 人民幣千元	Accumulated losses 累計虧損 RMB'000 人民幣千元	Total 總計 RMB'000 人民幣千元
Balance at 1 January 2024	於2024年1月1日的結餘	3,764	387,262	98,788	(40,191)	449,623
Total comprehensive income for the year	年內全面收入總額	-	-	-	3,305	3,305
Balance at 31 December 2024 and 1 January 2025	於2024年12月31日及2025年1月1日的結餘	<b>3,764</b>	<b>387,262</b>	<b>98,788</b>	<b>(36,886)</b>	<b>452,928</b>
Total comprehensive loss for the year	年內全面虧損總額	-	-	-	<b>(9,071)</b>	<b>(9,071)</b>
At 31 December 2025	於2025年12月31日	<b>3,764</b>	<b>387,262</b>	<b>98,788</b>	<b>(45,957)</b>	<b>443,857</b>

NOTES TO THE CONSOLIDATED FINANCIAL STATEMENTS  
綜合財務報表附註

31 December 2025  
2025年12月31日

41. PARTICULARS OF PRINCIPAL SUBSIDIARIES

Information about subsidiaries

Particulars of the Company's principal subsidiaries are as follows:

Name 名稱	Place of incorporation/ registration and business 註冊成立/ 註冊以及營業地點	Issued ordinary/ registered share capital 已發行普通/ 註冊股本	Percentage of equity attributable to the Company 本公司應佔 股權百分比		Principal activities 主營業務
			Direct 直接	Indirect 間接	
Redsun Services Investment Limited 弘陽服務投資有限公司	British Virgin Islands 英屬維爾京群島	USD50,000 50,000美元	100	-	Investment holding 投資控股
Redsun Services (Hong Kong) Limited 弘陽服務(香港)有限公司	Hong Kong 香港	HK\$100 100港元	-	100	Investment holding 投資控股
Hong Yang Property Service Group Co., Ltd.* 弘陽物業服務集團有限公司*	PRC/Mainland China 中國/中國內地	RMB480,000,000 人民幣480,000,000元	-	100	Investment holding 投資控股
Nanjing Hong Yang Property management Co., Ltd. 南京弘陽物業管理有限公司	PRC/Mainland China 中國/中國內地	RMB200,000,000 人民幣200,000,000元	-	99.5	Property management 物業管理
Nanjing Hongcheng Property management Co., Ltd. 南京弘誠物業管理有限公司	PRC/Mainland China 中國/中國內地	RMB5,000,000 人民幣5,000,000元	-	100	Property management 物業管理
Hong Life Property management Co., Ltd. 弘生活物業服務管理有限公司	PRC/Mainland China 中國/中國內地	RMB100,000,000 人民幣100,000,000元	-	100	Property management 物業管理
Nanjing Hong Life Real Estate Consulting Co., Ltd. 南京弘生活置業顧問有限公司	PRC/Mainland China 中國/中國內地	RMB5,000,000 人民幣5,000,000元	-	100	Consulting services 諮詢服務
Nanjing Hong Life Decoration Co., Ltd. 南京弘生活裝飾工程有限公司	PRC/Mainland China 中國/中國內地	RMB5,000,000 人民幣5,000,000元	-	100	Decoration services 裝飾服務
Nanjing Hong Life Information Technology Co., Ltd. 南京弘生活信息科技有限公司	PRC/Mainland China 中國/中國內地	RMB5,000,000 人民幣5,000,000元	-	100	Software maintenance 軟件維護

41. 主要附屬公司的詳細資料

關於附屬公司的資料

本公司主要附屬公司的詳細資料如下：

41. PARTICULARS OF PRINCIPAL SUBSIDIARIES  
(Continued)

41. 主要附屬公司的詳細資料(續)

Information about subsidiaries (Continued)

關於附屬公司的資料(續)

Name 名稱	Place of incorporation/ registration and business 註冊成立/ 註冊以及營業地點	Issued ordinary/ registered share capital 已發行普通/ 註冊股本	Percentage of equity attributable to the Company 本公司應佔 股權百分比		Principal activities 主營業務
			Direct 直接	Indirect 間接	
Nanjing Hong Life Pension Service Co., Ltd. 南京弘生活養老服務有限公司	PRC/Mainland China 中國/中國內地	RMB5,000,000 人民幣5,000,000元	-	100	Pension services 養老服務
Nanjing Hong Life Investment Management Co., Ltd. 南京弘生活投資管理有限公司	PRC/Mainland China 中國/中國內地	RMB5,000,000 人民幣5,000,000元	-	100	Investment holding 投資控股
Chuzhou Yurun Property management Co., Ltd. 滁州宇潤物業管理有限公司	PRC/Mainland China 中國/中國內地	RMB5,000,000 人民幣5,000,000元	-	100	Property management 物業管理
Nanjing Yuye Property management Co., Ltd. 南京宇業物業管理有限公司	PRC/Mainland China 中國/中國內地	RMB5,000,000 人民幣5,000,000元	-	100	Property management 物業管理
Wuhu Yurun Property management Co., Ltd. 蕪湖宇潤物業管理有限公司	PRC/Mainland China 中國/中國內地	RMB5,000,000 人民幣5,000,000元	-	100	Property management 物業管理
Nanjing Hongsheng Intelligent Information Technology Co., Ltd. 南京弘昇智能化信息科技有限公司	PRC/Mainland China 中國/中國內地	RMB5,000,000 人民幣5,000,000元	-	100	Information system integration 信息系統集成
Nanjing Hongteng Decoration Engineering Co., Ltd. 南京弘騰裝飾工程有限公司	PRC/Mainland China 中國/中國內地	RMB5,000,000 人民幣5,000,000元	-	100	Decoration services 裝飾服務
Jiangsu Yunda Electromechanical Technology Co., Ltd. 江蘇連達機電科技有限公司	PRC/Mainland China 中國/中國內地	RMB20,500,000 人民幣20,500,000元	-	100	Construction and installation services 建築安裝服務

NOTES TO THE CONSOLIDATED FINANCIAL STATEMENTS  
綜合財務報表附註

31 December 2025  
2025年12月31日

41. PARTICULARS OF PRINCIPAL SUBSIDIARIES  
(Continued)

Information about subsidiaries (Continued)

41. 主要附屬公司的詳細資料(續)

關於附屬公司的資料(續)

Name 名稱	Place of incorporation/ registration and business 註冊成立/ 註冊以及營業地點	Issued ordinary/ registered share capital 已發行普通/ 註冊股本	Percentage of equity attributable to the Company 本公司應佔 股權百分比		Principal activities 主營業務
			Direct 直接	Indirect 間接	
Honghu Hongzhi Property Management Co., Ltd. 洪湖弘致物業管理有限公司	PRC/Mainland China 中國/中國內地	RMB3,000,000 人民幣3,000,000元	-	52	Property management 物業管理
Huangshan Yurun Property management Co., Ltd. 黃山宇潤物業管理有限公司	PRC/Mainland China 中國/中國內地	RMB1,000,000 人民幣1,000,000元	-	100	Property management 物業管理
Yueyang Yurun Property management Co., Ltd. 岳陽宇潤物業管理有限公司	PRC/Mainland China 中國/中國內地	RMB500,000 人民幣500,000元	-	100	Property management 物業管理
Chizhou Yurun Property management Co., Ltd. 池州宇潤物業服務有限公司	PRC/Mainland China 中國/中國內地	RMB500,000 人民幣500,000元	-	100	Property management 物業管理
Chengdu Honglan Real Estate Co., Ltd. 成都弘欄置業有限公司	PRC/Mainland China 中國/中國內地	RMB1,000,000 人民幣1,000,000元	-	100	Consulting services 諮詢服務
Wuxi Hongyuan Real Estate Consulting Co., Ltd. 無錫弘遠置業顧問有限公司	PRC/Mainland China 中國/中國內地	RMB1,000,000 人民幣1,000,000元	-	100	Consulting services 諮詢服務
Taixing Hongcheng Real Estate Consulting Co., Ltd. 泰興弘誠置業顧問有限公司	PRC/Mainland China 中國/中國內地	RMB1,000,000 人民幣1,000,000元	-	100	Consulting services 諮詢服務
Kaifeng Hongyi Real Estate Agency Co., Ltd. 開封弘毅房地產經紀有限公司	PRC/Mainland China 中國/中國內地	RMB1,000,000 人民幣1,000,000元	-	100	Consulting services 諮詢服務

41. PARTICULARS OF PRINCIPAL SUBSIDIARIES  
(Continued)

41. 主要附屬公司的詳細資料(續)

Information about subsidiaries (Continued)

關於附屬公司的資料(續)

Name 名稱	Place of incorporation/ registration and business 註冊成立/ 註冊以及營業地點	Issued ordinary/ registered share capital 已發行普通/ 註冊股本	Percentage of equity attributable to the Company 本公司應佔 股權百分比		Principal activities 主營業務
			Direct 直接	Indirect 間接	
Huzhou Hongyang Real Estate Consulting Co., Ltd. 湖州弘陽置業顧問有限公司	PRC/Mainland China 中國/中國內地	RMB1,000,000 人民幣1,000,000元	-	100	Consulting services 諮詢服務
Nanjing Hongyuan Real Estate Consulting Co., Ltd. 南京弘遠置業顧問有限公司	PRC/Mainland China 中國/中國內地	RMB1,000,000 人民幣1,000,000元	-	100	Consulting services 諮詢服務
Suzhou Hongyuan Real Estate Consulting Co., Ltd. 蘇州弘遠置業顧問有限公司	PRC/Mainland China 中國/中國內地	RMB1,000,000 人民幣1,000,000元	-	100	Consulting services 諮詢服務
Nanjing Jiangnan Hongzhi Real Estate Consulting Co., Ltd. 南京江南弘致置業顧問有限公司	PRC/Mainland China 中國/中國內地	RMB1,000,000 人民幣1,000,000元	-	100	Consulting services 諮詢服務
Wuhan Hong Life Real Estate Agency Co., Ltd. 武漢弘生活房地產經紀有限公司	PRC/Mainland China 中國/中國內地	RMB1,000,000 人民幣1,000,000元	-	100	Consulting services 諮詢服務
Xiangyang Hong Life Real Estate Consulting Co., Ltd. 襄陽弘生活置業顧問有限公司	PRC/Mainland China 中國/中國內地	RMB1,000,000 人民幣1,000,000元	-	100	Consulting services 諮詢服務
Nanjing Leiyuan Enterprise Management Consulting Co., Ltd. 南京疊源企業管理諮詢有限公司	PRC/Mainland China 中國/中國內地	RMB5,000,000 人民幣5,000,000元	-	100	Consulting services 諮詢服務
Nanjing Hongming Real Estate Consulting Co., Ltd. 南京弘明置業顧問有限公司	PRC/Mainland China 中國/中國內地	RMB1,000,000 人民幣1,000,000元	-	100	Consulting services 諮詢服務

NOTES TO THE CONSOLIDATED FINANCIAL STATEMENTS  
綜合財務報表附註

31 December 2025  
2025年12月31日

41. PARTICULARS OF PRINCIPAL SUBSIDIARIES  
(Continued)

Information about subsidiaries (Continued)

41. 主要附屬公司的詳細資料(續)

關於附屬公司的資料(續)

Name 名稱	Place of incorporation/ registration and business 註冊成立/ 註冊以及營業地點	Issued ordinary/ registered share capital 已發行普通/ 註冊股本	Percentage of equity attributable to the Company 本公司應佔 股權百分比		Principal activities 主營業務
			Direct 直接	Indirect 間接	
Hefei Hong Life Real Estate Consulting Co., Ltd. 合肥弘生活置業顧問有限公司	PRC/Mainland China 中國/中國內地	RMB1,000,000 人民幣1,000,000元	-	100	Consulting services 諮詢服務
Nanchang Hongnan Real Estate Agency Co., Ltd. 南昌弘南房地產經紀有限公司	PRC/Mainland China 中國/中國內地	RMB1,000,000 人民幣1,000,000元	-	100	Consulting services 諮詢服務
Chongqing Honglan Real Estate Co., Ltd. 重慶弘欄置業有限公司	PRC/Mainland China 中國/中國內地	RMB1,000,000 人民幣1,000,000元	-	100	Consulting services 諮詢服務
Jiangyin Hongshun Real Estate Consulting Co., Ltd. 江陰弘順置業顧問有限公司	PRC/Mainland China 中國/中國內地	RMB1,000,000 人民幣1,000,000元	-	100	Consulting services 諮詢服務
Hefei Hong Life Decoration Co., Ltd. 合肥弘生活裝飾工程有限公司	PRC/Mainland China 中國/中國內地	RMB1,000,000 人民幣1,000,000元	-	100	Decoration services 裝飾服務
Chongqing Hongchuangxinyuan Property Management Co., Ltd. 重慶弘創馨園物業管理有限公司	PRC/Mainland China 中國/中國內地	RMB1,000,000 人民幣1,000,000元	-	67	Property management 物業管理
Huaian Hongwen Real Estate Brokerage Co., Ltd. 淮安弘文房地產經紀有限公司	PRC/Mainland China 中國/中國內地	RMB10,000 人民幣10,000元	-	100	Consulting services 諮詢服務

**41. PARTICULARS OF PRINCIPAL SUBSIDIARIES**  
**(Continued)**

**41. 主要附屬公司的詳細資料(續)**

Information about subsidiaries (Continued)

關於附屬公司的資料(續)

Name 名稱	Place of incorporation/ registration and business 註冊成立/ 註冊以及營業地點	Issued ordinary/ registered share capital 已發行普通/ 註冊股本	Percentage of equity attributable to the Company 本公司應佔 股權百分比		Principal activities 主營業務
			Direct 直接	Indirect 間接	
Changzhou Hongcheng Real Estate Consulting Co., Ltd. 常州弘誠置業顧問有限公司	PRC/Mainland China 中國/中國內地	RMB1,000,000 人民幣1,000,000元	-	100	Consulting services 諮詢服務
Nanjing Hongyang Property Management Co., Ltd. 南京弘泐物業管理有限公司	PRC/Mainland China 中國/中國內地	RMB1,000,000 人民幣1,000,000元	-	100	Property management 物業管理
Nanjing Hongteng E-commerce Co., Ltd. 南京弘騰電子商務有限公司	PRC/Mainland China 中國/中國內地	RMB5,000,000 人民幣5,000,000元	-	100	Wholesale businesses 批發業務
Xuzhou Hongyangmingrui Property Management Co., Ltd. 徐州弘陽名瑞物業管理有限公司	PRC/Mainland China 中國/中國內地	RMB1,030,000 人民幣1,030,000元	-	51	Property management 物業管理
Jiaxing Hongyu Real Estate Brokerage Co., Ltd. 嘉興弘譽房地產經紀有限公司	PRC/Mainland China 中國/中國內地	RMB1,000,000 人民幣1,000,000元	-	100	Consulting services 諮詢服務
Wuhan Hongnan Real Estate Consulting Co., Ltd. 武漢弘南置業顧問有限公司	PRC/Mainland China 中國/中國內地	RMB1,000,000 人民幣1,000,000元	-	100	Consulting services 諮詢服務
Chuzhou Yuhong Real Estate Brokerage Co., Ltd. 滁州宇弘房地產經紀有限公司	PRC/Mainland China 中國/中國內地	RMB1,000,000 人民幣1,000,000元	-	100	Consulting services 諮詢服務

NOTES TO THE CONSOLIDATED FINANCIAL STATEMENTS  
綜合財務報表附註

31 December 2025  
2025年12月31日

41. PARTICULARS OF PRINCIPAL SUBSIDIARIES  
(Continued)

41. 主要附屬公司的詳細資料(續)

Information about subsidiaries (Continued)

關於附屬公司的資料(續)

Name 名稱	Place of incorporation/ registration and business 註冊成立/ 註冊以及營業地點	Issued ordinary/ registered share capital 已發行普通/ 註冊股本	Percentage of equity attributable to the Company 本公司應佔 股權百分比		Principal activities 主營業務
			Direct 直接	Indirect 間接	
Chuzhou Yuhong Decoration Engineering Co., Ltd. 滁州宇弘裝飾工程有限公司	PRC/Mainland China 中國/中國內地	RMB5,000,000 人民幣5,000,000元	-	100	Decoration services 裝飾服務
Wuhu Yuhong Real Estate Brokerage Co., Ltd. 蕪湖宇弘房地產經紀有限公司	PRC/Mainland China 中國/中國內地	RMB5,000,000 人民幣5,000,000元	-	100	Consulting services 諮詢服務
Chuzhou Yuyang Real Estate Brokerage Co., Ltd. 滁州宇陽房地產經紀有限公司	PRC/Mainland China 中國/中國內地	RMB1,000,000 人民幣1,000,000元	-	100	Consulting services 諮詢服務
Wuhan Huidehang Jingying Property Management Co., Ltd. 武漢匯德行精英物業服務有限公司	PRC/Mainland China 中國/中國內地	RMB12,000,000 人民幣12,000,000元	-	80	Property management 物業管理
Hanchuan Huidehang Property Management Co., Ltd. 漢川匯德行物業服務有限公司	PRC/Mainland China 中國/中國內地	RMB1,000,000 人民幣1,000,000元	-	80	Property management 物業管理
Wuhan Huidehang Hanqiao Property Management Co., Ltd. 武漢匯德行漢橋物業服務有限公司	PRC/Mainland China 中國/中國內地	RMB1,000,000 人民幣1,000,000元	-	64	Property management 物業管理
Wuhan Huidehang Jingying Real Estate Co., Ltd. 武漢匯德行精英置業有限公司	PRC/Mainland China 中國/中國內地	RMB1,000,000 人民幣1,000,000元	-	80	Consulting services 諮詢服務

#### 41. PARTICULARS OF PRINCIPAL SUBSIDIARIES (Continued)

##### Information about subsidiaries (Continued)

Name 名稱	Place of incorporation/ registration and business 註冊成立/ 註冊以及營業地點	Issued ordinary/ registered share capital 已發行普通/ 註冊股本	Percentage of equity attributable to the Company 本公司應佔 股權百分比		Principal activities 主營業務
			Direct 直接	Indirect 間接	
Wuhan Huidehang Hanqiao Jingying Property Management Co., Ltd. 武漢匯得行漢橋精英物業服務有限公司	PRC/Mainland China 中國／中國內地	RMB1,000,000 人民幣1,000,000元	-	64	Property management 物業管理
Wuhan Hongyi Property Management Co., Ltd. 武漢弘驛物業管理有限公司	PRC/Mainland China 中國／中國內地	RMB1,000,000 人民幣1,000,000元	-	51	Property management 物業管理
Chengdu Hongsheng Heding Real Estate Development Co., Ltd. 成都弘勝和鼎房地產開發有限公司	PRC/Mainland China 中國／中國內地	RMB210,000,000 人民幣210,000,000元	-	70	Asset operation services 資產經營服務

\* These entities are registered as wholly-foreign-owned enterprises under PRC law.

Note:

The English translations of the names are for reference only. The official names of these enterprises are in Chinese.

The above table lists the subsidiaries of the Company which, in the opinion of the directors, principally affected the results for the year or formed a substantial portion of the net assets of the Group. To give details of other subsidiaries would, in the opinion of the directors, result in particulars of excessive length.

#### 41. 主要附屬公司的詳細資料(續)

##### 關於附屬公司的資料(續)

Name 名稱	Place of incorporation/ registration and business 註冊成立/ 註冊以及營業地點	Issued ordinary/ registered share capital 已發行普通/ 註冊股本	Percentage of equity attributable to the Company 本公司應佔 股權百分比		Principal activities 主營業務
			Direct 直接	Indirect 間接	
Wuhan Huidehang Hanqiao Jingying Property Management Co., Ltd. 武漢匯得行漢橋精英物業服務有限公司	PRC/Mainland China 中國／中國內地	RMB1,000,000 人民幣1,000,000元	-	64	Property management 物業管理
Wuhan Hongyi Property Management Co., Ltd. 武漢弘驛物業管理有限公司	PRC/Mainland China 中國／中國內地	RMB1,000,000 人民幣1,000,000元	-	51	Property management 物業管理
Chengdu Hongsheng Heding Real Estate Development Co., Ltd. 成都弘勝和鼎房地產開發有限公司	PRC/Mainland China 中國／中國內地	RMB210,000,000 人民幣210,000,000元	-	70	Asset operation services 資產經營服務

\* 該等實體根據中國法律註冊為外商獨資企業。

附註：

該等名稱的英文翻譯僅供參考。該等企業的官方名稱以中文為準。

上表列出董事認為主要影響本年度業績或構成本集團資產淨值主要部分的本公司附屬公司。董事認為，提供其他附屬公司的詳情會導致篇幅冗長。

#### 42. APPROVAL OF THE CONSOLIDATED FINANCIAL STATEMENTS

The consolidated financial statements were approved and authorised for issue by the board of directors on 24 March 2026.

#### 42. 核准綜合財務報表

綜合財務報表已於2026年3月24日經董事會批准並授權刊發。

# FINANCIAL SUMMARY

## 財務概要

		2021	2022	2023	2024	2025
		2021年	2022年	2023年	2024年	2025年
		RMB'000	RMB'000	RMB'000	RMB'000	RMB'000
		人民幣千元	人民幣千元	人民幣千元	人民幣千元	人民幣千元
Revenue	收益	1,129,974	1,103,122	1,063,634	1,026,678	<b>951,437</b>
Cost of services	服務成本	(809,569)	(846,751)	(811,191)	(827,118)	<b>(741,621)</b>
Gross profit	毛利	320,405	256,371	252,443	199,560	<b>209,816</b>
Other income and gains and losses	其他收入及收益 及虧損	11,230	16,830	9,720	7,174	<b>819</b>
Selling and distribution expenses	銷售及分銷開支	(1,190)	(1,003)	(1,102)	(869)	<b>(1,120)</b>
Administrative expenses	行政開支	(134,877)	(132,743)	(99,914)	(104,313)	<b>(84,983)</b>
Impairment losses on property, plant and equipment, net	物業、廠房及設備 減值虧損淨額	-	-	-	-	<b>(27)</b>
Impairment losses on goodwill, net	商譽減值虧損淨額	-	-	-	-	<b>(19,002)</b>
Impairment losses on other intangible assets, net	其他無形資產減值 虧損淨額	-	-	-	-	<b>(186)</b>
Impairment losses on financial assets, net	金融資產減值虧損淨	(2,854)	(7,863)	(119,027)	(62,495)	<b>(161,923)</b>
Other expenses	其他開支	(5,762)	(878)	(903)	(915)	<b>(1,619)</b>
Finance costs	融資成本	(19)	(2,779)	(2,332)	(1,649)	<b>(864)</b>
Profit/(loss) before tax	除稅前溢利/(虧損)	186,933	127,935	38,885	36,493	<b>(59,089)</b>
Income tax (expense)/credit	所得稅(開支)/抵免	(48,581)	(34,079)	(24,651)	(21,362)	<b>24,818</b>
Profit/(loss) for the year	年內溢利/(虧損)	138,352	93,856	14,234	15,131	<b>(34,271)</b>
Equity holders of the Company	本公司權益持有人	127,955	91,990	10,865	14,386	<b>(38,522)</b>
Non-controlling interests	非控股權益	10,397	1,866	3,369	745	<b>4,251</b>
Total non-current assets	非流動資產總值	367,268	284,891	287,338	283,121	<b>311,904</b>
Total current assets	流動資產總值	975,512	1,295,259	1,406,548	1,375,200	<b>1,559,117</b>
Total assets	總資產	1,342,780	1,580,150	1,693,886	1,658,321	<b>1,871,021</b>
Total current liabilities	流動負債總值	497,400	624,317	747,421	719,008	<b>915,133</b>
Total non-current liabilities	非流動負債總值	33,121	65,645	47,893	30,235	<b>18,768</b>
Total liabilities	總負債	530,521	689,962	795,314	749,243	<b>933,901</b>
Equity	權益					
Equity attributable to equity holders of the Company	本公司權益持有人 應佔權益	780,817	872,807	883,672	898,058	<b>858,697</b>
Non-controlling interests	非控股權益	31,442	17,381	14,900	11,020	<b>78,423</b>
Total equity	權益總額	812,259	890,188	898,572	909,078	<b>937,120</b>



REDSUN SERVICES GROUP LIMITED  
弘陽服務集團有限公司

