

**UNITED STATES  
SECURITIES AND EXCHANGE COMMISSION  
WASHINGTON, DC 20549**

**FORM 10-K**

(Mark One)

ANNUAL REPORT PURSUANT TO SECTION 13 OR 15(d) OF THE SECURITIES EXCHANGE ACT OF 1934

For the fiscal year ended December 31, 2025  
OR

TRANSITION REPORT PURSUANT TO SECTION 13 OR 15(d) OF THE SECURITIES EXCHANGE ACT OF 1934

For the transition period from \_\_\_\_ to \_\_\_\_  
Commission File Number: 001-40275

**COURSERA, INC.**

(Exact Name of Registrant as Specified in its Charter)

Delaware

(State or other jurisdiction of  
incorporation or organization)

2440 West El Camino Real, Suite 500

Mountain View, California

(Address of principal executive offices)

45-3560292

(I.R.S. Employer  
Identification No.)

94040

(Zip Code)

Registrant's telephone number, including area code: (650) 963-9884

Securities registered pursuant to Section 12(b) of the Act:

Title of each class	Trading Symbol(s)	Name of each exchange on which registered
Common Stock, \$0.00001 par value per share	COUR	The New York Stock Exchange

Securities registered pursuant to Section 12(g) of the Act: **None**

Indicate by check mark if the Registrant is a well-known seasoned issuer, as defined in Rule 405 of the Securities Act. Yes  No

Indicate by check mark if the Registrant is not required to file reports pursuant to Section 13 or 15(d) of the Act. Yes  No

Indicate by check mark whether the registrant (1) has filed all reports required to be filed by Section 13 or 15(d) of the Securities Exchange Act of 1934 during the preceding 12 months (or for such shorter period that the registrant was required to file such reports), and (2) has been subject to such filing requirements for the past 90 days Yes  No

Indicate by check mark whether the registrant has submitted electronically every Interactive Data File required to be submitted pursuant to Rule 405 of Regulation S-T (§232.405 of this chapter) during the preceding 12 months (or for such shorter period that the registrant was required to submit such files). Yes  No

Indicate by check mark whether the registrant is a large accelerated filer, an accelerated filer, a non-accelerated filer, smaller reporting company, or an emerging growth company. See the definitions of "large accelerated filer," "accelerated filer," "smaller reporting company," and "emerging growth company" in Rule 12b-2 of the Exchange Act.

Large accelerated filer	<input checked="" type="checkbox"/>	Accelerated filer	<input type="checkbox"/>
Non-accelerated filer	<input type="checkbox"/>	Smaller reporting company	<input type="checkbox"/>
Emerging growth company	<input type="checkbox"/>		

If an emerging growth company, indicate by check mark if the registrant has elected not to use the extended transition period for complying with any new or revised financial accounting standards provided pursuant to Section 13(a) of the Exchange Act.

Indicate by check mark whether the registrant has filed a report on and attestation to its management's assessment of the effectiveness of its internal

control over financial reporting under Section 404(b) of the Sarbanes-Oxley Act (15 U.S.C. 7262(b)) by the registered public accounting firm that prepared or issued its audit report.

If securities are registered pursuant to Section 12(b) of the Act, indicate by check mark whether the financial statements of the registrant included in the filing reflect the correction of an error to previously issued financial statements.

Indicate by check mark whether any of those error corrections are restatements that required a recovery analysis of incentive-based compensation received by any of the registrant's executive officers during the relevant recovery period pursuant to §240.10D-1(b).

Indicate by check mark whether the registrant is a shell company (as defined in Rule 12b-2 of the Exchange Act). Yes  No

The aggregate market value of the common stock held by non-affiliates of the Registrant on June 30, 2025, based on the closing price of the Registrant's common stock as reported by the New York Stock Exchange, was approximately \$1.2 billion. As of February 13, 2026, the Registrant had 168.2 million shares of common stock, \$0.00001 par value per share, outstanding.

#### **DOCUMENTS INCORPORATED BY REFERENCE**

Portions of the registrant's definitive Proxy Statement relating to the 2026 Annual Meeting of Stockholders are incorporated herein by references in Part III of this Annual Report on Form 10-K to the extent stated herein. Such Proxy Statement will be filed with the Securities and Exchange Commission within 120 days of the registrant's fiscal year ended December 31, 2025.

---

---

**Coursera, Inc.**  
**Form 10-K**  
**For the Year Ended December 31, 2025**  
**Table of Contents**

	<u>Page</u>
<b><u>Special Note Regarding Forward-Looking Statements</u></b>	
<b>PART I</b>	
Item 1. <a href="#"><u>Business</u></a>	1
Item 1A. <a href="#"><u>Risk Factors</u></a>	14
Item 1B. <a href="#"><u>Unresolved Staff Comments</u></a>	52
Item 1C. <a href="#"><u>Cybersecurity</u></a>	52
Item 2. <a href="#"><u>Properties</u></a>	53
Item 3. <a href="#"><u>Legal Proceedings</u></a>	53
Item 4. <a href="#"><u>Mine Safety Disclosures</u></a>	53
<b>PART II</b>	
Item 5. <a href="#"><u>Market for Registrant’s Common Equity, Related Stockholder Matters, and Issuer Purchases of Equity Securities</u></a>	54
Item 6. <a href="#"><u>Reserved</u></a>	55
Item 7. <a href="#"><u>Management’s Discussion and Analysis of Financial Condition and Results of Operations</u></a>	56
Item 7A. <a href="#"><u>Quantitative and Qualitative Disclosures About Market Risk</u></a>	71
Item 8. <a href="#"><u>Financial Statements and Supplementary Data</u></a>	73
Item 9. <a href="#"><u>Changes in and Disagreements with Accountants on Accounting and Financial Disclosure</u></a>	106
Item 9A. <a href="#"><u>Controls and Procedures</u></a>	106
Item 9B. <a href="#"><u>Other Information</u></a>	106
Item 9C. <a href="#"><u>Disclosure Regarding Foreign Jurisdictions that Prevent Inspections</u></a>	106
<b>PART III</b>	
Item 10. <a href="#"><u>Directors, Executive Officers, and Corporate Governance</u></a>	107
Item 11. <a href="#"><u>Executive Compensation</u></a>	107
Item 12. <a href="#"><u>Security Ownership of Certain Beneficial Owners and Management and Related Stockholder Matters</u></a>	107
Item 13. <a href="#"><u>Certain Relationships and Related Transactions, and Director Independence</u></a>	107
Item 14. <a href="#"><u>Principal Accounting Fees and Services</u></a>	107
<b>PART IV</b>	
Item 15. <a href="#"><u>Exhibits and Financial Statement Schedules</u></a>	108
Item 16. <a href="#"><u>Form 10-K Summary</u></a>	110
<a href="#"><u>Signatures</u></a>	

## SPECIAL NOTE REGARDING FORWARD-LOOKING STATEMENTS

This Annual Report on Form 10-K (“Form 10-K”) contains forward-looking statements within the meaning of the Private Securities Litigation Reform Act of 1995 that involve substantial risks and uncertainties. Any statements contained in this Form 10-K that are not statements of historical facts may be deemed to be forward-looking statements. In some cases, you can identify forward-looking statements by the words “may,” “might,” “will,” “can,” “could,” “would,” “should,” “expect,” “intend,” “plan,” “objective,” “target,” “anticipate,” “believe,” “estimate,” “predict,” “project,” “potential,” “continue,” “ongoing,” “forecast,” and “outlook,” or the negative of these terms, or other comparable terminology intended to identify statements about the future. These statements involve known and unknown risks, uncertainties, and other factors that may cause our actual results, levels of activity, performance, or achievements to be materially different from the information expressed or implied by these forward-looking statements. Forward-looking statements include statements about:

- trends and expectations for growth in the global learning ecosystem;
- the expected timing and benefits of our proposed merger with Udemy, Inc.;
- the acceptance, adoption, and growth of online learning and credentialing;
- market acceptance and demand for our platform and offerings;
- the potential benefits of our solutions to learners and content creators;
- anticipated launch dates of new content creator programs;
- our business model;
- our expectations of our future financial performance, including revenue, expenses, and profitability;
- our ability to successfully develop, launch, maintain, and scale new programs, offerings, and features, including artificial intelligence (“AI”);
- our ability to manage ethical, transparency, and trust considerations associated with our AI technologies;
- our plan to expand access for our AI-powered translations, Coach, Role Play, and Course Builder;
- our ability to continue providing learners with the necessary skills for career development;
- our ability to expand our platform’s content and credentialing programs;
- our ability to source new content creators and expand program offerings with existing content creators;
- our ability to establish, maintain, and expand our content creator relationships, strategic partnerships, and collaborations;
- our ability to navigate changes in content creator financial terms, including potential disruptions to partnerships and offerings;
- our ability to manage or sustain our growth and to effectively expand our global customer base and operations;
- our ability to drive adoption of our platform among Enterprise customers;
- our ability to acquire prospective learners and to affect or increase learner enrollment, revenue, and retention;
- our growth strategies, plans, objectives, and goals;
- our ability to successfully expand our international operations;
- our ability to adapt to changing geopolitical dynamics and economic environments;
- our ability to compete and expectations about the future competitive landscape;
- our ability to attract and retain key employees;
- the scalability of our platform and operations;
- our ability to develop and protect our brand;
- the size of our addressable markets, market share, and market trends;
- the affordability and convenience of our platform;

- our ability to obtain, maintain, protect, and enforce our intellectual property (“IP”) and proprietary rights and successfully defend against claims of infringement, misappropriation, or other violations of third-party IP;
- our anticipated future capital requirements, including the availability of capital to grow our business;
- our ability to successfully defend, settle, or otherwise resolve any current or future legal proceedings;
- our ability to implement and maintain effective policies, procedures, and internal controls;
- our ability to comply with potential changes in laws and regulations applicable to us or our content creators;
- our expense reduction initiatives and their anticipated timing and impact;
- our expectations regarding the sufficiency of our cash and financial resources to fund our operations over time;
- our contractual obligations and commitments;
- the anticipated utility of our non-GAAP financial measures and key business metrics; and
- our expectations as to interest rate and foreign currency risks.

In addition, any statements contained herein that are not statements of historical facts are deemed to be forward-looking statements. These forward-looking statements reflect our management’s beliefs and views with respect to future events, are based on estimates and assumptions as of the date of this report, and are subject to a number of risks and uncertainties that could cause our actual results to differ materially from those expressed or implied by our forward-looking statements. These risks and uncertainties include, but are not limited to, those risks discussed in Part I, Item 1A “Risk Factors” of the Form 10-K. Moreover, we operate in a very competitive and rapidly changing environment. New risks emerge from time to time. It is not possible for our management to predict all risks, nor can we assess the impact of all factors on our business or the extent to which any factor, or combination of factors, may cause actual results to differ materially from those contained in any forward-looking statements we may make. Acquisitions, mergers, dispositions, joint ventures and investments, including our announced merger with Udemy, Inc., may have an impact on our future results and performance in ways that are not yet anticipated or reflected in our forward-looking statements. Given these uncertainties, you should not place undue reliance on these forward-looking statements. We qualify all of the forward-looking statements in the Form 10-K with these cautionary statements.

You should not rely upon forward-looking statements as predictions of future events. Although we believe that the expectations reflected in the forward-looking statements are reasonable, we cannot guarantee that the future results, levels of activity, performance, events, or circumstances reflected in the forward-looking statements will be achieved or occur. We undertake no obligation to update publicly any forward-looking statements for any reason after the date of the Form 10-K to conform these statements to actual results or to changes in our expectations, except as required by law.

In the Form 10-K, references to “Coursera,” the “Company,” “we,” “us,” or “our” mean Coursera, Inc., a Delaware public benefit corporation, and its subsidiaries, unless otherwise stated.

## PART I

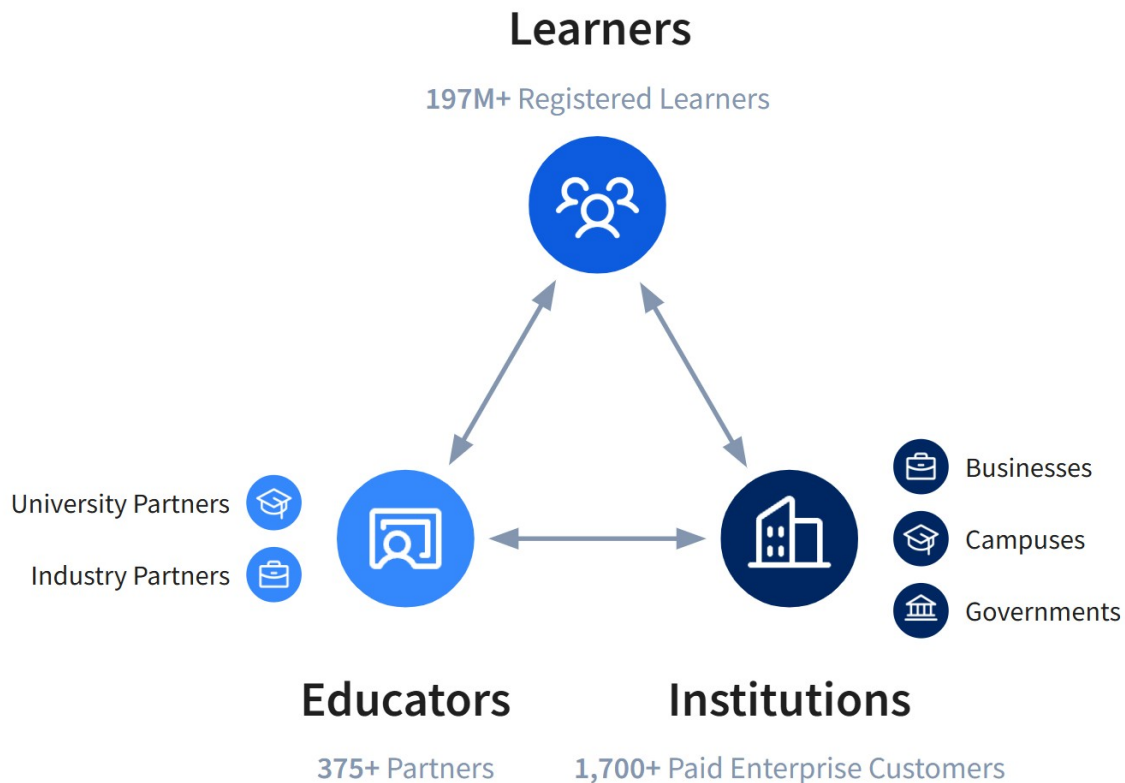
### Item 1. Business

#### Overview

Our mission is to provide universal access to world-class learning so that anyone, anywhere can transform their life through learning. We believe learning is a powerful source of human progress, transforming our world from illness to health, from poverty to prosperity, and from conflict to peace.

As a global platform, Coursera unites educators, learners, and institutions, serving approximately 197 million learners from over 230 countries and territories as of December 31, 2025. Our content is created by a world-class ecosystem of expert instructors, including more than 200 universities and 175 industry leaders, who have developed a broad catalog of content and credentials, ranging from entry-level industry microcredentials to university degrees. These offerings are distributed globally through our platform, making high-quality, affordable education more accessible around the world.

Coursera serves learners with educational content and product experiences designed to support skills development and verification for career advancement, including interactive learning tools and personalized learning paths. Our offerings are delivered directly through our global website, on the job through employers, and through programs sponsored by colleges, universities, and government organizations. The graphic below illustrates our global learning ecosystem as of December 31, 2025:



Technology is advancing faster than the world’s ability to adapt and acquire new skills. We believe that advancements in artificial intelligence (“AI”) and other emerging technologies are reshaping how we live, learn, and work, and we expect these changes will further increase the global skills gap. The rapid adoption of new technologies, tools, and processes creates an urgent need for organizations and learners to adapt in order to remain competitive. To seize the opportunities created by the digital economy, many aspiring and existing professionals need to develop, master, and validate their skills in business, technology, AI, and data science. We believe education will continue to evolve with blended classrooms powered by online learning, a focus on job-relevant skills, and lifelong learning to help people adapt and learn skills that can be used to gain employment, obtain new job opportunities, improve performance in their current jobs, or run their businesses.

We envision a future of higher education that emphasizes relevance, accessibility, and affordability, meeting the demands of a rapidly changing economy. We believe that online learning will become the primary means of meeting the global demand for emerging skills and that the adoption of online education, combined with the increased flexibility enabled by remote and hybrid workforces, holds the promise to increase global access. Cross-sector collaboration is required between employers, government organizations, and universities in order to bridge the skills gap.

World-class teaching is the foundation of the Coursera experience. Coursera provides learners with high-quality, modular content and credentials at varying skill levels, price points, and durations. Product innovation such as our AI-enabled Course Builder solution is designed to streamline content production in various formats and enable customers to personalize courses tailored to their organization's objectives. Additionally, our AI translations and dubbing initiative has led to delivering our high-quality content in up to 26 languages. By leveraging Coursera's global reach and scale supported by our platform, our content creators can effectively tap into the worldwide demand for education, reaching individual learners, organizations, and institutions around the globe.

Reaching and serving a world of learners lies at the heart of our model. We strive to make it easy for learners to discover and engage with high-quality, job-relevant learning in flexible, hands-on online learning environments at affordable prices. Content and credentials from well-recognized university and industry brands have helped us attract approximately 197 million learners cost effectively and build a global consumer audience. We use data-driven marketing to efficiently attract learners to a wide range of paid offerings, including standalone courses, multi-course specializations, industry certificate programs, and university degrees. We believe this efficient learner acquisition model has allowed us to build one of the largest global audiences of adult learners and serve these learners at various price points, with competitive margins for us and our content creators.

We expect the long, episodic nature of higher education will break down into shorter, more relevant units of consumption designed to increase affordability and provide more immediate access to workforce participation. Our model lets learners leverage flexible and affordable career and learning pathways across our catalog, including "stacking" content and credentials to count as progress towards a broader program of study. Qualifying our high-quality learning catalog for credit recognition through organizations like the American Council on Education ("ACE"), the European Credit Transfer and Accumulation System ("ECTS"), and India's National Skills Qualification Framework ("NSQF") enables this. For example, eligible learners who complete the Google Data Analytics Certificate can earn a credit recommendation of up to 12 college credits, the equivalent of four college courses at the bachelor's degree level in participating programs.

Coursera's data and machine-learning systems drive personalized learning and skills benchmarking. We believe that our unified technology platform is not only making higher education more globally accessible and more effective, but is also enabling educators to author and distribute high-quality content efficiently through the use of our authoring tools and our Course Builder solution, employers to upskill and reskill their talent, and learners to start and advance their careers supported by a flexible learning environment. Further, our platform allows employers to tap into a global talent pool and provides them with insight into which learners have the requisite skills for specific job roles. It also allows learners to develop and showcase their skills with industry microcredentials and hands-on projects. For example, we now offer 100 entry-level Professional Certificates, recently adding new titles from Airbus, DeepLearning.AI, ICM, and SAS. This expanded our ability to serve learners interested in a career as a cloud support associate, game designer, graphic designer, product manager, as well as many other job roles.

In addition to offering content and credentials directly to individuals at Coursera.org, we also sell directly to organizations and institutions, including employers, colleges and universities, and government entities and agencies. Employers can use Coursera for Business to help employees develop new skills in order to better acquire and serve customers, lower costs, reduce risk, and remain competitive in the new digital economy. Colleges and universities can use Coursera for Campus to deliver and integrate university and industry-branded online projects, courses, and credentials as they navigate a new era of financial challenges, pressure to deliver job-relevant skills and employable graduates, and evolving student preferences for hybrid and remote learning. Government entities and agencies can use Coursera for Government to train, reskill, and upskill employees and citizens into fast-growing digital roles that constitute a significant share of new job opportunities.

The global learning ecosystem is large and growing. As we seek to reinforce our platform's advantages and continue penetrating this market opportunity, we have multiple strategies to drive our growth. These include making continuous improvements to our learner experience to broaden access to in-demand skills and world-class education that advances careers, rapidly expanding our catalog of high-quality, job-relevant courses with more leading content creators, and guiding individual learners more effectively through improved discovery, onboarding, and a clear value proposition.

## Pending Udemy Business Combination

As previously announced, on December 17, 2025, we entered into an Agreement and Plan of Merger (as it may be amended from time to time, the “Merger Agreement”) with Udemy, Inc. (“Udemy”) and Chess Merger Sub, Inc., a direct wholly owned subsidiary of ours (“Merger Sub”).

Upon the terms and subject to the conditions of the Merger Agreement, Merger Sub will merge with and into Udemy (the “Merger”), with Udemy surviving the Merger as a wholly owned subsidiary of ours (or if a restructuring election is made in certain circumstances in accordance with and subject to the limitations in the Merger Agreement, a direct wholly owned corporate subsidiary of ours may merge with and into Udemy, with Udemy surviving such merger as a wholly owned subsidiary of ours, followed by a merger of Udemy with and into a second, direct wholly owned limited liability company subsidiary of ours, with the second wholly owned subsidiary of ours surviving such merger). At the effective time of the Merger (the “Effective Time”), each share of common stock, par value \$0.00001 per share, of Udemy (the “Udemy Common Stock”) issued and outstanding immediately prior to the Effective Time, except for certain shares owned by us, Udemy or Merger Sub, will be converted into the right to receive 0.800 shares of our common stock. No fractional shares of our common stock will be issued in the Merger, and holders of Udemy Common Stock will receive cash in lieu of fractional shares of our common stock, if any.

The Merger, which is anticipated to close by the second half of calendar year 2026, is subject to approval by Coursera and Udemy stockholders, the receipt of required regulatory approvals, and other customary closing conditions. In the event of a termination of the Merger Agreement under certain specified circumstances, we will be required to pay Udemy a termination fee in the amount of \$40.5 million.

## Our Opportunity: The Global Learning Ecosystem is Large and Growing

As the pace of new knowledge and the skill demands of the global workforce continue to accelerate, we believe the global learning ecosystem is poised to continue growing, through advancements in technology, flexibility, and accessibility.

We believe this presents a significant opportunity for Coursera. As a leading global learning platform, we are well-positioned to cater to this growing demand. The key drivers of this growth, such as the need for upskilling and reskilling in the face of rapid technological advancements and the increasing importance of lifelong learning, align with our strengths, ecosystem, and offerings.

Our diverse catalog of courses and credentials, partnerships with leading universities and industry leaders, and advanced technology platform put us at the forefront of this expanding ecosystem. We envision a future where anyone, anywhere can access the education and skills they need to succeed in the digital economy. As such, we see this growth not only as an opportunity for Coursera to expand, but also to further our mission of transforming lives through learning.

## Our Offerings to Individuals, Organizations, and Institutions

Our platform enables learners to discover content and credentials by domain (e.g., business, computer science, data science), by skill (e.g., leadership, Python programming, data visualization), and by job role (e.g., digital marketing specialist, cybersecurity engineer, data analyst). Once learners enroll in a course, our unified technology platform enables them to learn more effectively, test their knowledge, and earn credentials to signal career readiness.

Coursera’s learning experience includes:

- Courses with video-based lectures, quizzes, notes and highlights, readings, assessments, peer reviews, and group projects;
- AI-powered learning features, such as Coursera Coach (“Coach”) for pre-quiz practice questions and personalized, interactive instruction through text-based Coach dialogues, Role Play which enables learners to build job-ready skills and practice soft skills through dynamic, back-and-forth interactions with AI personas, Course Builder which is our GenAI-powered authoring platform, enabling institutions to use AI to design courses at scale, role-based solutions like Skills Tracks, and AI translations and dubbing for up to 5 languages;
- Coursera Labs with hands-on projects that teach practical skills using real-world tools such as Python, Jupyter Notebooks, VS Code, R-Studio, and many other desktop and cloud-based applications accessible fully in-browser without software or data downloads;

- A mobile app that enables course downloads for offline learning, which is important for learners with limited or intermittent internet connectivity or power; and
- Localized experiences including homepage, payment options, pricing, local partnerships, and content discovery.

The full Coursera catalog includes\*:

- 2,000+ Guided Projects: Practice a technical skill or tool in less than two hours
- 13,500+ Courses: Learn something new in 4 to 6 weeks
  - 1,000+ Generative AI courses
- 1,900+ Specializations: Advance a job-relevant skill in 3 to 6 months
- 185+ Certificates
  - 95+ Entry-level Professional Certificates: Earn a certification of job readiness in 3 to 9 months
  - 60+ Non-entry level Professional Certificates: Earn a certification to advance your career in 1 to 10 months
  - 20+ University Certificates: Earn a university-issued certification of field-level expertise in 4 to 24 months
  - 10+ MasterTrack Certificates: Earn a university-issued certification from a module of a university degree and credit that can be applied to that degree in the future in 3 to 12 months
- 50+ Degrees: Earn a bachelor's or master's degree fully online or earn a postgraduate diploma

\* As of December 31, 2025. The time periods noted are intended completion timeframes; actual time to completion varies by learner. Learners may also access certain courses, Specializations, and Professional Certificates through a Coursera Plus subscription.

### ***Coursera.org for Individuals***

Most learners come to Coursera to start, switch, or advance their careers, reach their educational goals, and enhance their lives. Learners consume educational content from our diversified portfolio, which is designed to meet a wide variety of goals and preferences. Our content creators create thousands of courses, credentials, and other offerings across a wide range of domains, from a three-minute Clip on creating value with generative AI, to a two-hour Guided Project on how to build a website, to an entry-level business analyst Professional Certificate, to a Master of Data Science degree.

As technology automates more repetitive, predictable, lower-skilled job tasks, individuals around the world are looking to reskill or upskill with professional certificates and college degrees in order to move into emerging digital careers. Coursera offers a portfolio of entry-level Professional Certificates from IBM, Microsoft, Google, Meta, and more that help develop the skills needed to land entry-level digital jobs in high-demand domains such as cybersecurity, data science, healthcare, marketing, sales, and software engineering and development without requiring a college degree or any experience in the field. Coursera also offers fully online degrees in computer science, data science, and business.

**Coursera Plus** is our subscription offering that gives learners access to over 13,500 courses, Guided Projects, Specializations, and Professional Certificates on Coursera for a monthly or annual fee.

As of December 31, 2025, approximately 197 million learners had registered with Coursera to learn from more than 375 content creators. Our partners have created thousands of catalog offerings, ranging from open courses to university degrees, attracting our large global Consumer audience.

In 2025, learners logged approximately:

- 54.4 million course enrollments, an increase of 10% compared to 2024;
- 657.0 million lectures watched, an increase of 12% compared to 2024;
- 107.2 million assessments completed, an increase of 9% compared to 2024;
- 5.0 million enrollments in generative AI courses, with the enrollment rate increasing from eight enrollments per minute in 2024 to 15 enrollments per minute in 2025; and
- 6.0 million Professional Certificate enrollments, an increase of 22% compared to 2024.

Overall, learners are satisfied with their experiences on Coursera and with the outcomes our platform helps them achieve. Of learners who have rated a course in 2025, 81% gave their course a full 5-star rating.

## *Coursera for Enterprise*

Coursera is available to organizations and institutions around the world, allowing businesses, academic institutions, and government organizations to drive skills transformation for their employees, students, and citizens. Institutions play a significant role in addressing the global upskilling and reskilling challenge by providing awareness, incentives, and financial support for personal development and lifelong learning.

Coursera has designed a unified technology platform that allows us to configure a common set of content and features to meet the broad needs of our individual learners, as well as the Enterprise customers we serve through our Coursera for Business, Coursera for Campus, and Coursera for Government verticals. As of December 31, 2025, we had more than 1,700 Paid Enterprise Customers purchase Coursera through our direct sales force. We also have customers that purchase licenses through our channel partners or our Coursera for Teams offering.

The common content and features on our Enterprise learning platform include:

- A broad catalog of more than 17,000 courses, hands-on Guided Projects, Specializations, and Professional Certificates, primarily in the domains of business, computer science, technology, and data science;
- Course Builder, our proprietary generative AI-powered tool that acts like a personal instructional designer for educators and authors assisting with creating and improving course content, suggesting changes, and customizing and personalizing courses quickly and efficiently;
- Private Authoring, the ability for all Enterprise customers to author courses and projects that are specific to and accessible only by the learners in their institution or their citizens, as applicable;
- Program Builder and Path Builder, our AI-powered curation tools that enable administrators to build customized learning programs. Program Builder uses generative AI to automatically create collections and learning paths based on their specific learning objectives, while Path Builder allows for the creation of structured, sequential learning paths that reward completion with a co-branded badge;
- Skills Tracks, our turnkey data-backed learning programs designed to accelerate skill development for specific domains and job roles. Built on our Career Graph, they provide course collections and structured learning paths with verifiable credentials to help learners acquire and demonstrate in-demand skills required for roles in domains such as data, IT, and generative AI (GenAI);
- Dialogue and Role Play, our interactive, AI-driven course activities designed to deepen understanding and build practical skills. Dialogue engages learners in AI-guided discussions to improve comprehension of key concepts, while Role Play allows them to apply their knowledge and practice critical skills in simulated real-world scenarios, receiving AI-generated performance feedback;
- Coursera Labs, with hands-on projects that teach practical skills using real-world tools such as Python, Jupyter Notebooks, VS Code, R-Studio, and many other desktop or cloud-based applications accessible fully in-browser without software or data downloads;
- Admin Dashboard and Reporting, which provides a unified command center for administrators to monitor program health, benchmark performance, and receive proactive recommendations; and a centralized hub for generating and scheduling detailed, customizable reports on program impact and skill development;
- LevelSets that help learners calibrate targeted content recommendations to their skill level;
- Career Academy, which utilizes our entry-level Professional Certificates and Guided Projects to equip learners, regardless of prior education or work experience, with the skills and credentials for in-demand jobs. We also offer Career Academy Plus, which expands success to all Professional Certificates, Guided Projects, and the GenAI Skills Track, and includes our AI-assisted tools to help institutions customize, curate, and launch courses and programs efficiently; and
- Academic integrity tools, an integrated suite of capabilities designed to deter misconduct, verify the authenticity of learner work, and uphold the credibility of online learning by enabling institutions to enforce consistent integrity standards at scale.

**Coursera for Business** serves private-sector employers interested in upskilling and reskilling their human capital, companies that want to offer Coursera as a benefit to their customers, and reseller partners. Our customer base ranges from small teams seeking specific training to large, multinational corporations aiming to drive organizational change through

comprehensive workforce upskilling and reskilling. Our engagement approach is tiered to suit the size, relationship, and opportunity associated with each customer. Smaller teams can swiftly gain access to Coursera, with purchases made directly on our site, through our Coursera for Teams offering. For larger teams or customers with specialized needs, we provide support to ensure a tailored and effective learning solution.

**Coursera for Campus** serves academic institutions interested in offering job-relevant, credit-eligible, high-quality online education to students, faculty, and staff. Our offerings provide colleges and universities with university-branded, online learning that also includes top-branded industry content, courses, and credentials to meet students’ growing demand for hybrid and remote learning options and employers’ demands for job-ready graduates. Our Career Academy offering provides more than 220 industry microcredentials alongside the core university curriculum. More recently, growth in our catalog of entry-level Professional Certificates, in combination with regional credit recommendations in the United States, European Union, and India, has enabled academic institutions to offer career electives to students for credit.

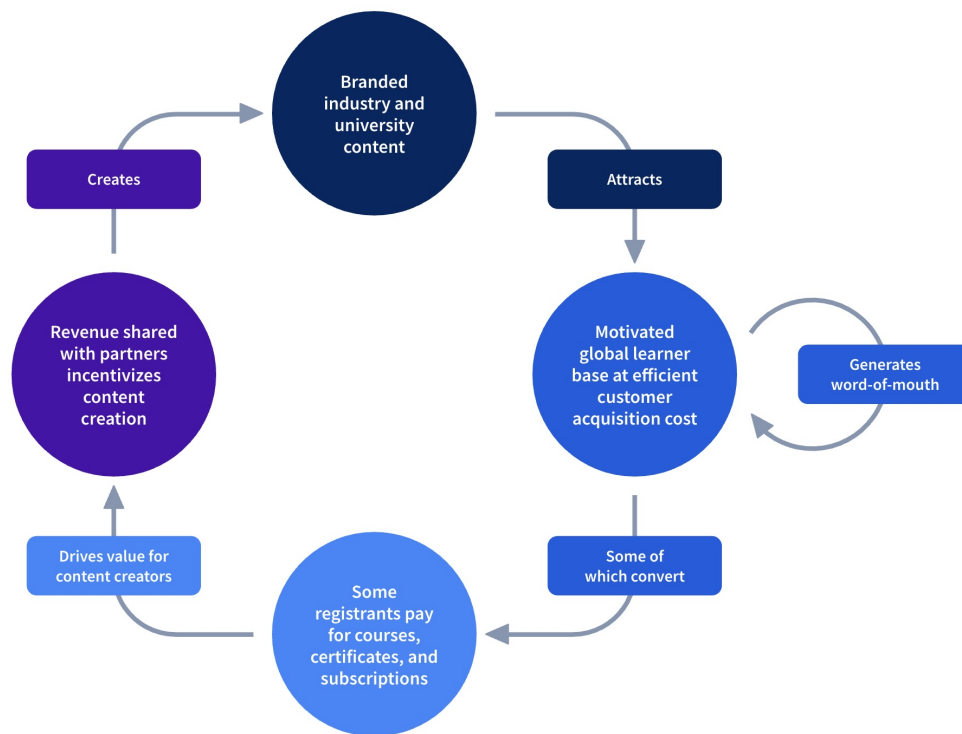
**Coursera for Government** serves all levels of government organizations with a primary focus on developing and empowering the next generation of public sector leaders through skill development programs. We also serve government organizations that are interested in delivering workforce skilling, upskilling, and reskilling for in-demand jobs.

**Our Competitive Strengths: The Power of Our Business Model**

We believe that our competitive advantage is based on the following key strengths:

**Trusted brand with a large learner base.** Coursera’s reputation as a trusted platform for online education has attracted approximately 197 million Registered Learners, making it one of the largest global audiences of adult learners in the world. This large, growing learner base attracts leading content creators, creates Enterprise leads, provides data and insights, increases operating scale, improves search engine optimization performance, and produces favorable economics.

**Our consumer flywheel creates a price-to-cost advantage.** We make it easy for learners to come to Coursera and explore learning options through free open courses and projects. We believe this efficient acquisition model, powered by free, high-quality content, global partner brands, expertise in search engine optimization, strong word-of-mouth referrals, public relations, and effective paid marketing, enables us to attract learners to Coursera at scale and connect them with the right learning experiences over the course of their academic and professional lives.



**Branded catalog of modular content and credentials.** Our broad catalog and flexible technology platform provide multiple entry points for learners, allowing us to meet their educational and career goals, regardless of their starting point. We

believe we are the only platform with the ability to blend industry microcredentials with traditional academic degree credentials at scale. Many of our credentials have ACE, ECTS, and NSQF credit recommendations, which allow learners to more easily discover content and credentials that are eligible to receive college credit, while enabling academic institutions globally to integrate job-relevant, industry content into a local or online degree program.

**Network of leading content creators.** Our large, global learner base attracts trusted and recognized content creators, enabling us to offer a diverse range of courses and credentials. We carefully select our content creators, prioritizing quality, subject expertise, and geographic appeal. As technology advances and new relevant skill sets emerge, our growing industry partner relationships allow us to be responsive in providing in-demand skills for aspiring and ascending professionals.

**Job-relevant, hands-on projects, and industry certificates.** In order to compete and keep pace with the rapidly changing skills landscape, learners need to be able to quickly identify and learn practical skills using job-relevant tools. Our platform offers one- to two-hour Guided Projects that teach the latest in-demand skills and industry tools with a hands-on learning experience. We also offer a broad selection of Professional Certificates in various languages that cover a wide range of roles, careers, and industries, many of which are authored by a growing list of well-known employer brands such as Amazon, Google, IBM, Meta, and Microsoft.

**Multi-channel Enterprise model.** With a single content catalog and a unified technology and data platform, we are able to distribute content and credentials to a global audience of businesses, academic institutions, and government organizations. Our technology also enables collaboration among institutional networks, so that businesses, academic institutions, and government organizations can collaborate on Coursera by sharing content, program settings, licenses, and data insights.

**Rich data analytics and skills graphs.** Our platform captures a significant amount of data across millions of enrollments related to teaching, learning, content, and skills development. This data allows us to personalize learning experiences, map skills to content and jobs, and personalize marketing communications to keep learners engaged.

## Competition

The ecosystem for global learning, including online education and broader skills development, is highly fragmented and rapidly evolving. We expect alternative modes of learning to continue to accelerate as existing players and new entrants in the industry introduce new and more competitive products, enhancements, and bundles. Participants in the global learning ecosystem include, but are not limited to: 2U, Inc., including through its subsidiary edX Inc.; Alison (Capernaum Limited); DataCamp, Inc.; Degreed, Inc.; Docebo, Inc.; Eruditus Learning Solutions Pte. Ltd.; Global University Systems (dba FutureLearn); Go1 Pty Limited; Google LLC through its YouTube services; Great Learning PTE Ltd.; Khan Academy, Inc.; LinkedIn Corporation through its LinkedIn Learning services; Noodle Partners, Inc.; OpenAI OpCo, LLC; OpenSesame Inc.; O'Reilly Media, Inc.; Pearson plc.; Pluralsight, Inc.; Risepoint (formerly known as Academic Partnerships); Simplilearn; Skillshare, Inc.; Skillsoft Corp.; Study.com, LLC; Udacity, Inc.; Udemy, Inc.; upGrad Education Private Limited; The Wikimedia Foundation, Inc.: in-person learning; and internal online degree platforms developed in-house by universities. In addition, providers that leverage AI capabilities, including large language models, are increasingly offering education-focused capabilities, such as self-paced learning, custom course creation and on-demand tutoring.

## Our Growth Strategy

The combination of greater global access to technology and our open learning platform is helping to unlock educational and economic opportunities for more global citizens by enhancing their education and providing them with credentials that help start, switch, or advance their careers. We continue to believe that we have a large, underpenetrated addressable opportunity ahead of us to enable the digital transformation of higher education and provide lifelong learning at scale.

Key elements of our strategy to drive growth in our business include:

**Improve conversion, upsell, and retention of paid Consumer learners.** Our Consumer platform fosters a natural learning progression, where learners can transition from free projects or courses to fully online degrees. A key tool in this strategy is our subscription offering, Coursera Plus, which has improved our ability to convert and retain paid Consumer learners. In 2025, over 69% of our cash receipts from projects, courses, Specializations, and certificates came from individual learners who were registered on our platform as of December 31, 2024.

***Continue to grow our learner base and build our brand.*** We intend to continue to invest in increasing the number of Registered Learners on Coursera and increasing awareness of the Coursera brand. Our large learner base and brand work synergistically, increasing our value to content creators. This provides an incentive for them to author additional content and credentials, further enriching our offerings. This broader catalog, in turn, enhances the appeal of Coursera to learners, which grows our consumer learner base. We believe the content and credentials from our content creators generate meaningful organic and unpaid traffic to Coursera, which reduces our cost of learner acquisition. A growing learner base also generates synergistic opportunities for other parts of our business, as some learners will go on to enroll in degrees programs or provide us with Enterprise leads.

***Continue to grow our Enterprise business.*** Coursera's growth is driven in part by expansion into new logos as well as broader penetration of learners within our existing base of business, academic, and government customers. Our team identifies and engages with potential Enterprise customers, primarily through direct outreach. Once our platform has been chosen and implemented, we focus on expanding and growing our relationships with existing customers. Our relationships often begin with departmental deployments, evolving to multi-department and ultimately organization-wide utilization as our value is proven within our customers' learner bases.

***Grow our content and credentials catalog and network of content creators.*** We plan to continue to invest in growing our catalog of projects, courses, Specializations, and certificates across a broad range of topics, domains, and job roles, and expand our network of content creators.

***Continue global expansion.*** Approximately 49% of our revenue for the year ended December 31, 2025 came from learners outside of the U.S. We plan to continue to market our offerings and programs to individual learners, businesses, academic institutions, and government organizations globally, providing us broad access to the addressable market while also building on our global brand as a leading learning destination. We also continue to enhance the local learning experience, including language translations, localized discovery, geographical pricing, payment methods, and regional credit recommendations.

## **Sales and Marketing**

Our sales and marketing efforts are focused on building a unified marketing system that connects individuals to lifelong learning opportunities throughout their academic and professional lives. Our strategy centers on leveraging the Coursera brand and our partners' brands along with our large catalog of high-quality, freemium content to attract learners to Coursera efficiently. Learners come to Coursera primarily through free or low-cost acquisition channels such as public relations, word of mouth, and natural search. We also attract learners through paid advertising channels including an affiliate publisher network and paid search.

Once attracted to our platform, we present learners with a broad selection of courses, certificates, and degree programs, which help us serve the diverse needs of working adults, including beginner, intermediate, and advanced job roles. We believe that pathways between our open content and credentials, particularly our entry-level Professional Certificates and degrees, could provide a more accessible and affordable method for learners looking to progress in their education and careers. This approach allows us to market categories of certificate and degree programs to learners earlier in their consideration process, connecting them with targeted learning opportunities based on their background, skill level, and career goals.

Additionally, the data from our Consumer learner base enhances the efficiency of our Enterprise marketing. Related insights, especially those regarding a company's skill proficiencies compared to the competition, are derived from the aggregated learning behaviors of Consumer learners working at a given company. This valuable information enables us to approach prospects with targeted skill development solutions.

Utilizing these insights, our global Enterprise sales team identifies and engages with potential organizational and institutional customers around the world. With our distributed team, we have deployed a regional approach to sales and account management with a focus on growing and upselling Enterprise accounts. Organizations that require a smaller number of licenses and prefer a self-serve approach can purchase our Coursera for Teams offering directly from our site.

## **Research and Development**

Our research and development team creates and maintains our platform, products, and insights to deliver a high-quality learning experience to our learners and customers cost-effectively and at scale. We leverage our large partner and customer

base, our engaged learner community, and our focus on user-driven innovation to aggregate feedback on features and functionality and consistently improve our offerings and platform, including the authoring experience for our content creators. Our production environment runs in a cloud environment, providing scalable storage and elastic computing.

We invest substantial resources in research and development to drive our technology innovation and bring new offerings and features to the market. Our research and development team is responsible for the design, development, and testing of features and offerings on our platform. They are also responsible for building and integrating tools and systems to help our services function deliver high-quality service at lower cost as we scale.

Our research and development teams are primarily concentrated in the U.S., Canada, and India. We believe our research and development teams are diverse, bringing unique and essential perspectives to our platform.

## **Intellectual Property**

We rely on a combination of patents, copyrights, trademarks, trade secrets, confidentiality procedures, contractual commitments and other legal rights and practices to protect our intellectual property, including our brand, proprietary information, technologies, processes, and the algorithms we use throughout our business. For example, as of December 31, 2025, we had 22 issued patents relating to technology features of our platform, including identity verification, content delivery and navigation, and automation, which patents expire between 2034 and 2045, and several U.S. pending patent applications also relating to certain technology features of our platform. Our principal trademark assets include the registered trademark “Coursera” and our logos and taglines. We also hold the rights to the “Coursera.org” internet domain name and various related domain names, which are subject to internet regulatory bodies and trademark and other related laws of each applicable jurisdiction. For important additional information related to our intellectual property position, please review the information set forth in “Risk Factors—Risks Related to Intellectual Property.”

## **Seasonality**

We experience revenue fluctuations due to seasonal engagement patterns of individual learners and Enterprise customers, which may vary from quarter to quarter or year to year, and seasonal operating practices or engagement patterns of partners resulting from academic calendars or fiscal years that may differ from our own.

Historically, there has been an increase in enrollments from new and existing consumer learners in the first and fourth quarter of each year as the result of various holiday promotions offered during these periods. Additionally, revenue from consumer learners varies quarter-over-quarter due to the timing of our launches of new course content, offerings, and features. Revenue from Enterprise customers also varies quarter-over-quarter due to budgetary cycles and other macroeconomic factors. Student count for learners in degree programs is affected by the seasonality of academic cycles, combined with the underlying growth interacting with those trends. For quarter-over-quarter fluctuations, the number of students in degree programs fluctuates in part because the academic terms for each degree program often begin and/or end within different calendar quarters, and the frequency with which each degree program is offered within a given year varies.

## **Human Capital**

### ***Overview***

At Coursera, we are committed to providing employee services and workplace experiences that empower our global workforce to perform at their best and foster a shared sense of purpose. These efforts facilitate optimal performance and amplify our mission to transform lives through learning. As of December 31, 2025, we had 1,307 full-time employees. We also engage contractors and consultants for auxiliary services and support.

Our focus on building a great place to work has resulted in a strong culture that values innovation and results at scale. Our employees take pride in working at Coursera and in the positive social impact we can make together. To further enable our ability to grow, create value, and fulfill our public benefit objectives, we continue to invest in attracting, retaining, and developing team members to better serve the broad set of stakeholders we serve.

### ***Talent Management***

Coursera’s mission of transforming lives through learning sits at the core of our business objectives, and we seek to attract, hire, and develop distributed teams of talent that can represent our global community of learners, customers, and content

creators. We do this through embracing a remote work strategy to attract and retain top global talent, while strengthening a culture of innovation, performance, and engagement.

We are committed to fostering a culture of continuous learning within our own organization, just as we do for the millions of learners who use our platform. We offer learning programs and tools to support our employees' personal and professional development. Our internal learning and skills development program gives employees access to a wide range of courses, Specializations, and certificates on the Coursera platform. This encourages the advancement of job-relevant skills, career progression, and rapid innovation in support of our strategic objectives. Employees can also choose to go deeper: for employees who are accepted into select degree programs on Coursera, we offer scholarships that cover 100% of tuition and fees.

### ***Employee Engagement***

At Coursera, we believe in the power of feedback and the importance of an engaged workforce to drive our mission forward. For more than a decade, we have measured employee engagement and tracked employees' perspectives on important issues through our employee engagement surveys. These voluntary surveys serve as an essential tool to provide important insight into organizational health and allow us to address opportunities for improvement in more focused and meaningful ways.

We further enrich this feedback process through our Customer Zero program, which provides employees with early access to our new courses, capabilities, and platform enhancements. This not only aids their personal development but also creates an essential feedback loop, aligning our product innovation efforts with the firsthand experiences of our team.

We envision Coursera as a place where employees are inspired and encouraged to reach their full potential. By valuing and acting on employee feedback, and investing in their continuous development, we aim to maximize their potential, broaden their contribution to our mission, and enhance the value they deliver to the learning communities we serve.

### ***Total Rewards***

We are committed to providing competitive and equitable compensation that reflects market standards and rewards performance. Our compensation practices are regularly benchmarked to ensure market competitiveness, with a strong emphasis in performance alignment. To reinforce this, we have established a structured cadence for formal performance reviews, which complement Coursera's culture of continuous, open, and constructive feedback.

Furthermore, our compensation philosophy is designed to promote fair and equitable pay for all employees regardless of gender, identity, race, age, or other protected characteristics. We routinely review our pay program to identify potential disparities while continuously seeking opportunities to enhance our pay practices.

Beyond compensation, our workforce strategies prioritize employee well-being. We offer wellness programs, a global well-being reimbursement program, stipends for home office essentials, and access to co-working spaces worldwide. We also host various events to build connections, promote collaboration, and enhance team performance.

### ***Regulatory Matters***

As a public company with global operations, we are subject to various federal, state, local, and foreign laws, rules, and regulations. Compliance with these laws, rules, and regulations has not had a material effect on our capital expenditures, results of operations, and competitive position as compared to prior periods. Nevertheless, compliance with existing or future governmental regulations, including, but not limited to, those related to higher education, consumer and data protection, intellectual property, government contracting, global trade, business acquisitions, antitrust, employment, anti-corruption, accounting standards, corporate governance, tax, and AI ethics and machine learning, could have a material impact on our business in future periods.

### ***Higher Education Regulations***

As a service provider to higher education institutions both in the U.S. and internationally, either directly or indirectly through our arrangements with partners, we are required to comply with various education laws and regulations.

Higher education is heavily regulated in the U.S. and most international jurisdictions, and our university partners are subject to extensive legislation, regulation, and oversight. The regulations, standards, and policies they are governed by and

must adhere to are complex, change frequently, and are often subject to differing interpretations and can be implemented with little to no interpretative guidance. These changes could compromise our university partners' accreditation, authorization to offer online learning in various states or countries, permissible activities, or access to U.S. federal funds under Title IV of the Higher Education Act of 1965, as amended (respectively, "Title IV" and "HEA").

At times, our university partners are subject to regulations that were designed to address in-person, correspondence or other types of learning experiences not offered online and may be difficult to interpret or apply to the types of programs they offer on our platform. Degrees or certifications earned through an institution in one jurisdiction may not be recognized as valid or sufficient in other jurisdictions, including internationally, for employment, to satisfy prerequisites for advanced degrees, or other opportunities. Additionally, numerous U.S. states require education providers to be licensed or authorized in such a state simply to enroll persons located in that state into an online education program or to conduct related activities, such as marketing.

The vast majority of our U.S.-based university partners participate in the federal student financial assistance programs under Title IV, and are subject to extensive regulation by the U.S. Department of Education ("DOE"), as well as various state agencies, licensing boards, and accrediting agencies. To participate in Title IV programs, an institution must receive and maintain authorization by the appropriate state education agencies, be accredited by an accrediting agency recognized by the DOE, and be certified by the DOE as an eligible institution. The increased scrutiny and results-based accountability initiatives in the education sector, as well as ongoing policy differences in the U.S. Congress ("Congress") regarding spending levels, could lead to significant changes in connection with a future reauthorization of the HEA or otherwise. These potential changes may place additional regulatory burdens on postsecondary schools participating in Title IV programs generally, and specific changes may be targeted at companies such as ours that serve higher education within the U.S. Regulatory activities and initiatives of the DOE may have similar consequences for our business even in the absence of congressional action.

#### *Authorization and Approval*

Our U.S.-based university partners are required to obtain the appropriate approvals from the DOE and applicable state and accrediting regulatory agencies for new programs. Similar approvals and reviews may be required for programs from our content creators based outside of the U.S. and for our partners to offer programs in other countries.

Our content creators, both U.S. and international, may also be required to be authorized in certain states to offer online programs, engage in advertising or recruiting, and operate externships, internships, technical training, or other forms of field experience, depending on state or international law. Although many of our programs are offered by U.S.-based higher education institutions that hold such authorizations or participate in an appropriate state reciprocity agreement such as the State Authorization Reciprocity Agreement ("SARA"), other content creators are not traditional education institutions or operate outside of the U.S. and do not hold such state authorizations. Some institutions, including California higher education institutions, currently do not participate in SARA.

Certain foreign local education laws and regulations require us, or our content creators, to obtain appropriate approvals. For example, Indian regulations relating to online higher education require, among other things, that learning platforms utilized by Indian universities to offer online degrees be approved by a technical committee of the Indian regulator.

#### *Accreditation*

Accrediting agencies primarily examine the academic quality of the instructional programs of an educational institution, and a grant of accreditation is typically viewed as confirmation that an institution or an institution's programs meet generally accepted academic standards. Accrediting agencies also review the administrative and financial operations of the institutions they accredit to ensure that each institution has the resources to perform its educational mission. The DOE also relies on accrediting agencies to determine whether institutions qualify to participate in Title IV programs.

Although we are not an accredited institution and are not required to maintain accreditation, accrediting agencies are responsible for reviewing an accredited institution's third-party contracts with service providers like us and may require that an institution obtain approval from, or notify the accreditor in connection with, such arrangements. We work closely with our university partners, which are accredited institutions, to assure that the applicable standards of their respective accreditors are met.

## *DOE “Dear Colleague” Letter (“DCL”)*

Each institution that participates in Title IV programs agrees, as a condition of its eligibility to participate in those programs, that it will not “provide any commission, bonus, or other incentive payment based directly or indirectly on success in securing enrollments or financial aid to any persons or entities engaged in any student recruiting or admission activities or in making decisions regarding the award of student financial assistance.” The vast majority of our U.S.-based university partners participate in the Title IV programs. Although this rule, referred to as the incentive compensation rule, generally prohibits entities or individuals from receiving incentive-based compensation payments for the successful recruitment, admission, or enrollment of learners, the DOE provided clarifying guidance in March 2011 interpreting the incentive compensation rule as permitting tuition revenue-sharing arrangements known as the “bundled services exception.” Our current degrees business model relies heavily on the bundled services exception to enter into tuition revenue-sharing agreements with our U.S.-based university partners.

The DCL issued by the DOE on March 17, 2011 sets forth the guidance of the DOE regarding various regulations that were implemented around that time. The DCL affirms that “[t]he Department generally views payment based on the amount of tuition generated as an indirect payment of incentive compensation based on success in recruitment and therefore a prohibited basis upon which to measure the value of the services provided.” The DCL, however, in Example 2-B, clarified an important exception to this prohibition for a business model that complies with the bundled services exception: “A third party that is not affiliated with the institution it serves and is not affiliated with any other institution that provides educational services, which third party provides bundled services to the institution including marketing, enrollment application assistance, recruitment services, course support for online delivery of courses, the provision of technology, placement services for internships, or student career counseling, may receive from an institution an amount based on tuition generated for the institution by the third-party’s activities for all bundled services that are offered and provided collectively, as long as the third party does not make prohibited compensation payments to its employees, and the institution does not pay the third party separately for student recruitment services provided by the entity.”

The DCL guidance indicates that an arrangement that complies with Example 2-B will be deemed to be in compliance with the incentive compensation provisions of the HEA and the DOE’s regulations. Our business model and contractual arrangements with our U.S.-based university partners are designed to follow Example 2-B in the DCL. However, the inherent ambiguity in the DCL and the incentive compensation rule creates the risk that DOE or a court, including, notably, in the context of a “whistleblower” claim under the federal False Claims Act, could disagree with that interpretation. If the DOE or a court determined that our business model or even the practices of a subcontractor did not meet the bundled services exception, we could have contractual obligations to our U.S.-based partners such as indemnifying a partner from private claims, government investigations, or demands for repayment of Title IV program funds.

Further, because the bundled services rule is based on agency guidance through the DCL and is not codified by statute or regulation, it could be altered or removed without prior notice or the formal procedures required for agency rulemaking. For example, the DOE recently issued new guidance expanding the application of third-party servicer requirements, including an annual audit requirement, to any entity providing recruitment services or content. The U.S. Supreme Court’s decision in the *Loper Brights* case may also result in legal challenges or changes to the DCL and the bundled services exception. In addition, the legal weight the DCL would carry in litigation over the propriety of any specific compensation arrangements under the HEA or the incentive compensation rule is uncertain. We can offer no assurances as to whether the exception in the DCL would be upheld by a court or how it would be interpreted.

Additionally, in the absence of further DOE guidance, certain states may enact laws prohibiting their public universities from entering into revenue share arrangements to procure marketing and recruiting services in support of their online programs, such as a 2024 Minnesota law. The Minnesota law also mandates institutional approval for OPM contracts, sets strict reporting and marketing guidelines, and includes a temporary exemption for certain contracts modified before July 1, 2023. A new Ohio law now requires Ohio universities to disclose the existence of OPM contracts and for OPM-employed student recruiters to identify themselves as such. Other states, such as California, Florida, and New Jersey, have considered similar legislation, but none have been enacted to date.

### *Misrepresentation Rule*

Under our contracts with U.S.-based university partners, we are required to comply with other regulations promulgated by the DOE and comparable state laws that affect our marketing activities, including the misrepresentation rule. The misrepresentation rule is broad in scope and applies to statements our employees or agents may make about the nature of an content creator’s program, their financial charges, or the employability of their program graduates. As the DOE confirmed

in a “Dear Colleague” Letter issued on January 16, 2025, universities may be responsible for misrepresentations made by their third party service providers.

Specifically, the HEA prohibits an institution that participates in the Title IV programs from engaging in any “substantial misrepresentation” regarding three broad subject areas: (1) the nature of the school’s education programs, (2) the school’s financial charges, and (3) the employability of the school’s graduates. In 2010, as part of the program integrity rules, the DOE revised its regulations in order to significantly expand the scope of the misrepresentation rule. Although some of the DOE’s most expansive amendments to the misrepresentation rule were overturned by the courts in 2012, most of the 2010 amendments survived and remain in effect.

Violations of the misrepresentation rule are subject to various sanctions by the DOE and violations may be used as a basis for legal action by third parties. Similar rules apply under state laws or are incorporated in institutional accreditation standards and the Federal Trade Commission applies similar rules prohibiting any unfair or deceptive marketing practices to the education sector.

#### *Family Educational Rights and Privacy Act (“FERPA”)*

We are required to comply with FERPA, which generally prohibits an institution of higher education from disclosing personally identifiable information (“PII”) from a learner’s education records without the learner’s consent. Our U.S.-based university degree and certificate partners and Coursera for Campus customers and their learners disclose to us certain information that originates from or composes a learner education record under FERPA. Through our contracts to provide services to institutions, we are indirectly subject to FERPA, and we may not transfer or otherwise disclose any PII from a learner record to another party other than in a manner permitted under the statute and any applicable contract. In the event that we disclose learner information in violation of FERPA, the DOE could require a partner to suspend our access to their learner information for at least five years.

For additional discussion of regulatory risks, see “Risk Factors—Risks Related to Regulatory Matters and Litigation.”

#### **Public Benefit Corporation (“PBC”) Status**

On February 1, 2021, we amended our certificate of incorporation to become a Delaware PBC. We believe being a PBC reinforces our commitment to providing global access to affordable and flexible world-class learning and strengthens our mission, culture, and opportunities to create long-term value for stockholders and other stakeholders.

PBCs are intended to produce a public benefit and to operate in a responsible and sustainable manner. Under Delaware law, PBCs are required to identify in their certificate of incorporation the public benefit they will promote. Additionally, their directors have a duty to manage the affairs of the corporation in a manner that balances the pecuniary interests of the stockholders, the best interests of those materially affected by the corporation’s conduct, and the specific public benefit identified in the certificate of incorporation. They are also required to publicly disclose a report that assesses their public benefit performance at least every two years.

Our public benefit purpose, as stated in our certificate of incorporation, is “to provide global access to flexible and affordable high-quality education that supports personal development, career advancement, and economic opportunity.” We believe that our status as a PBC underscores our commitment to our mission and attracts talented, motivated employees who want to make a positive impact on learners around the world. We also believe it opens avenues for partnerships with like-minded educators and appeals to customers who align with our trusted brand.

#### **Available Information**

Our website is located at [www.coursera.org](http://www.coursera.org), and our investor relations website is located at [investor.coursera.com](http://investor.coursera.com). The reports we file with or furnish to the U.S. Securities and Exchange Commission (“SEC”) pursuant to Section 13(a) or 15(d) of the Securities Exchange Act of 1934 are available, free of charge, on our investor relations website at [investor.coursera.com](http://investor.coursera.com) as soon as reasonably practicable after we electronically file such material with, or furnish it to, the SEC. These reports and filings can also be accessed at [www.sec.gov](http://www.sec.gov).

We disclose material information to the public through a variety of means, including SEC filings, press releases, company blog posts, public conference calls and webcasts, and our investor relations website. We use these channels to communicate with investors and the public about Coursera, our products and services, and other matters. Therefore, we encourage

investors, the media and others interested in Coursera to review the information we make public in these locations, as this information may be deemed material.

Further, corporate governance information, including our corporate governance guidelines, code of business conduct and ethics, and committee charters, is also available on our investor relations website.

The content of, or information accessible through, our websites are not incorporated by reference into this Form 10-K or in any other report or document we file with the SEC. Any references to our websites are intended to be inactive textual references only.

## **Item 1A. Risk Factors**

### **Risk Factors Summary**

Our business is subject to numerous risks, as more fully described in the section entitled “Risk Factors” below and elsewhere in this Form 10-K. In particular, risks associated with our business include, among others, the following, any of which could have an adverse effect on our business, financial condition, results of operations, or prospects:

- our historical growth may not be indicative of our future growth and our growth may be adversely impacted by macroeconomic conditions;
- fluctuations in our quarterly and annual revenue and operating results could cause our stock price to fluctuate and the value of your investment to decline;
- the evolution of our offerings coupled with our limited operating history makes it difficult to predict our future financial and operating results;
- the nascency and market adoption of online learning solutions and generative AI, which may not grow or evolve as we expect, or lead to increased demand for our offerings;
- the expected timing and realization of the expected benefits of our Merger with Udemy;
- our ability to complete the Merger and the impact of such failure on our business and financial results and the price of our common stock;
- the Merger Agreement contains contractual restrictions to pursue alternatives to the Merger and provisions that could require us to pay a termination fee or other amounts to Udemy;
- business uncertainties and contractual restrictions while the Merger is pending;
- the impact of lawsuits filed in connection with the Merger, if any, resulting in substantial costs and/or delaying or preventing the completion of the Merger;
- changes in contractual terms with our content creators, including with respect to pricing or contract length;
- our ability to maintain and expand our partnerships with our content creators;
- our ability to attract and retain learners, including converting freemium learners to paid learners;
- our ability to adapt and respond effectively to rapidly changing technology, evolving industry standards, and changing customer needs or requirements;
- our ability to manage the growth of our business both in terms of scale and complexity;
- changes in our subscription or contract terms, including our pricing models, for our offerings;
- our ability to successfully expand our international operations, including growing our worldwide content creator and learner base, and to manage the risks presented by such operations;
- our ability to launch new offerings and services to learners to grow our business;
- our ability to achieve or maintain profitability in the future;
- our ability to improve operational efficiencies and operating costs, including through restructuring and expense reduction initiatives;
- our ability to generate sufficient revenue from new offerings to offset our costs of the offerings;
- our ability to compete effectively;

- our ability to successfully execute acquisitions or other strategic transactions;
- our ability to attract and retain key personnel and manage leadership transitions;
- the impact of potential changes in laws and regulations applicable to us, our content creators, learners, and customers, including changes to government spending policies or budget priorities that impact our business, directly or indirectly, including through our content creators;
- our, and our content creators', ability to comply with international, federal, and state education laws and regulations, including applicable state authorizations;
- our, and our content creators' ability to obtain timely approval from applicable regulatory agencies to offer new programs, make substantive changes to existing programs, or expand programs into or within certain jurisdictions;
- our university partners' ability to maintain institutional or programmatic accreditation for their programs;
- any changes to the validation or applicability of the United States ("U.S.") Department of Education "Dear Colleague" Letter ("DCL"), on which our degree programs rely;
- any disclosure of personal, confidential, or otherwise sensitive information about our learners, customers, content creators, or their employees, whether due to cyberattack or otherwise;
- any failure to obtain, maintain, protect, and enforce our intellectual property ("IP") and proprietary rights and successfully defend against claims of infringement, misappropriation, or other violations of third-party IP;
- any disruption or failure of our platform or operations, including as a result of geopolitical crises, natural disasters, public health crises, or other catastrophic events;
- litigation or regulatory proceedings could adversely impact our business and financial condition, including exposing us to significant monetary damages or limiting our ability to operate our business; and
- risks related to our status as a Delaware public benefit corporation ("PBC") or Certified B Corporation that may negatively impact our financial performance or reputation.

## **Risks Related to Our Business and Industry**

***Our historical growth may not be indicative of our future growth, and our revenue may not grow or could decline compared to prior years due to a variety of factors, including macroeconomic conditions.***

Our historical growth may not be indicative of our future growth, and our revenue may not grow or could decline compared to prior years. Accordingly, you should not rely on our revenue for any previous annual or quarterly period as any indication of our revenue or revenue growth in future periods. Our revenue growth rates may decline compared to prior years due to a variety of factors, including slowing demand for our platform or offerings, slowing growth of our sales, increasing competition, increasing regulation, a decrease in the growth of our overall market or market saturation, and our failure to capitalize on growth opportunities.

In addition, our growth may be negatively impacted by inflation and macroeconomic uncertainty. If macroeconomic uncertainty is prolonged or economic conditions worsen, including due to ongoing trade disputes and geopolitical tensions between the U.S. and other countries, discretionary spending by current and prospective learners and customers may be adversely impacted, leading to reduced demand for our offerings, a loss of learners or customers, longer payment cycles, and difficulties in collecting accounts receivable. Moreover, anti-U.S. sentiment or campaigns due to geopolitical tensions may cause learners and customers to cancel, reduce, or delay their spending with U.S.-based companies, resulting in learner, customer, or content creator attrition, which could materially and adversely affect our business, financial condition, and results of operations.

***Our quarterly and annual revenue and operating results have historically fluctuated from period to period, and may do so in the future, which could cause our stock price to fluctuate and the value of your investment to decline.***

Our quarterly and annual revenue and operating results have historically fluctuated from period to period, and our future operating results may vary significantly from quarter to quarter due to a variety of factors, many of which are beyond our control. You should not rely on period-to-period comparisons of our operating results as an indication of our future

performance. Factors that may cause fluctuations in our quarterly operating results include, but are not limited to, the following:

- our ability to maintain existing customers and attract new customers, including businesses, government organizations, academic institutions, and other organizations that subscribe to our Enterprise platform, as well as learners who access the content and credentialing programs available on our platform;
- our ability to continue to offer compelling content and degrees or other credentialing programs created by our content creators;
- changes in, or trends affecting, subscriptions to our platform from businesses, government organizations, academic institutions, and other organizations;
- changes in, or trends affecting, learner enrollment and retention levels, including with respect to learners electing to access our paid offerings;
- our ability to increase and manage the growth of our international operations, including our international learner and customer base, and our ability to manage the risks associated therewith;
- the timing of costs we incur, the timing and amount of revenue generated, the pricing models, or the payment terms associated with launching new content or offerings;
- trends and factors impacting the demand for, and acceptance of, online learning and credentialing programs and the prices consumers and businesses are willing to pay for such programs;
- changes in, or trends affecting, the mix of content creators, including academic institutions, offering open online courses only and those offering certification, degree, or other credentialing programs;
- changes in the rate, volume, quality, and demand for new content and credentialing programs created and offered by our content creators on our platform;
- changes in the terms of our existing content creator agreements and the timing and terms of any new content creator agreements;
- the timing and amount of our sales and marketing expenses;
- the timing and breadth of platform subscription discounts and promotions;
- costs necessary to improve and maintain our platform and compete on the basis of emerging technologies and functionality;
- changes in our key metrics or the methods used to calculate our key metrics;
- revenue mix shifts between our segments and seasonality, including seasonal engagement patterns of learners and customers, which may vary from quarter to quarter or year to year, and seasonal operating practices or engagement patterns of content creators resulting from academic calendars or fiscal years that may differ from our own;
- changes in laws, regulations, or accounting principles that impact our business; and
- general political, economic, or market conditions and events affecting any of the above, including the impact of inflation, currency fluctuations, tariffs, government shutdowns, labor strikes or other widespread work stoppages, the political environment, changes in government spending policies or priorities, geopolitical tensions or hostilities, such as ongoing trade disputes and geopolitical tensions between the U.S. and other countries, the conflicts in Ukraine and the Middle East, supply chain disruptions, natural disasters, public health crises, or other catastrophic events.

These and other factors may cause our revenue and operating results to fall below our expectations or the expectations of market analysts and investors in future periods, which could cause our stock price to decline substantially. Any decline in our stock price would cause the value of your investment to decline.

***Our offerings continue to evolve, and given our limited operating history, predicting our future financial and operating results may be affected by a number of uncertainties.***

As a result of the evolving scope of our business and offerings and our limited operating history, our forecasts of future operating results may be less accurate. As we anticipate market opportunities, risks, or other changes, we may adjust our

business model or offerings. However, we cannot guarantee that such changes will be accepted by our learners, content creators, or Enterprise customers, or that they will not result in lower revenues, particularly in the period immediately following the changes. In such cases, we may not realize the anticipated financial benefits of such changes in the amounts we anticipate, on the expected timeline, or at all. If we do not successfully manage our evolving business model and offerings, our operating and financial results may differ materially from our expectations, and our business and stock price may suffer. Our forecasts are subject to a number of uncertainties, including those discussed in this “Risk Factors” section and elsewhere in this Form 10-K.

***Market adoption of online learning solutions and generative AI are relatively new and may not grow, evolve as we expect, or lead to increased demand for our offerings, which may harm our business and results of operations.***

Our future success will depend, in part, on the growth of demand for online learning solutions. The market for online learning solutions is less mature than the market for in-person learning and training. It is difficult to predict learner, customer, or content creator demand to use or be on our platform, their adoption and renewal rates, the rate at which they expand their engagement with our platform, the size and growth rate of the market for our platform, the entry of competitive offerings into the market, or the success of existing competitive offerings. Additionally, while we believe that generative AI technology will lead to increased demand for online learning solutions given its potentially disruptive impact on society, governments, businesses, and academic institutions contending with the need for their workforces and learners to reskill and improve productivity and agility, these expected societal changes and the resulting increased demand for our online learning offerings may not materialize as expected or may take longer than anticipated. Also, there can be no assurance that generative AI technology will not displace or otherwise adversely impact the demand for online learning solutions, including our offerings.

Furthermore, even if educators and enterprises want to adopt an online learning solution, a full transition to this type of learning solution could require a substantial amount of time and resources or could be delayed due to budget constraints, weakening economic conditions, or other factors. Even if market demand for online learning solutions generally increases, we cannot ensure that adoption of our platform will also increase. If the market for online learning solutions does not grow as we expect, or our platform does not achieve widespread adoption, it could result in reduced customer spending, learner and partner attrition, and decreased revenue, any of which would adversely affect our business and results of operations.

***If we change the contract terms with our content creators, including pricing or contract length, it could materially and adversely affect our business, financial condition, and results of operations.***

We collaborate with our content creators to deliver a broad portfolio of educational content and credentials on our platform. For our Enterprise offerings and a significant portion of our Consumer offerings, we incur content costs in the form of fees paid to content creators. In addition, the portion of our Consumer revenue attributable to our degree programs is determined based on a percentage of the total tuition paid by students enrolled in degree programs. As a result, changes in university tuition rates, increases in content costs, or other changes in our content creator agreements could significantly impact our revenue, gross profit, and operating results. For example, starting in 2025, we updated our revenue share allocation arrangements to compensate our content creators based on the level of learner engagement their content generates, rather than learner enrollment rates. In addition, in 2026, we introduced a platform fee charged to our content creators for sales of eligible Consumer subscriptions and courses as well as Enterprise offerings to help fund our ongoing investments in our platform. We have experienced opposition to our content fee terms, and we anticipate similar challenges in the future. Further, we have in the past and may in the future change the terms of these agreements, including the pricing terms or contract length, due to competitive, regulatory, or other reasons. Any significant change in our pricing, content costs, or other contract terms with our content creators could impact whether content creators continue to partner with us and materially and adversely affect our business, financial condition, and results of operations.

***If we fail to establish, maintain, and expand our content creator relationships, our ability to grow our business and revenue will suffer.***

The success of our business depends in large part on the development, maintenance, and volume of engaging educational content and credentialing programs in collaboration with our content creators. We have faced, and may continue to face challenges in establishing, maintaining, and expanding these relationships. For instance, our content creators may need to invest significant time and resources to modify or develop their content and credentialing programs to suit an online learning environment. Online degree programs delivered through academic institutions are not yet widely accepted. Administrators and faculty members may feel they have less control over the educational process and be concerned about the effectiveness of asynchronous learning, potential misuse of generative AI tools by learners to cheat, and the challenge

of maintaining on-campus quality standards in an online format. There can be no assurance that online degree programs, such as those offered on our platform, will ever achieve significant market acceptance, and universities may therefore decline to engage with our platform. Further, if we were to lose a significant number of content creators, especially those who provide a significant portion of the content and programs on our platform, or if we can no longer offer certain high-demand content or programs, our reputation, growth, and revenue would be materially and adversely impacted. For the year ended December 31, 2025, we generated approximately 23% of our total revenue from the content and credentialing programs of our top five content creators. Total revenue includes both revenue directly attributable to content creators and revenue that we do not consider directly attributable, such as revenue from site-wide subscriptions or our Coursera for Teams offering. The loss of or reduction in content and programs from these and other content creators could negatively affect our ability to sustain or generate revenue or reach future profitability, and would materially and adversely affect our business, financial condition, or results of operation if we are unable to timely secure comparable educational content and credentialing programs at a favorable cost from other content creators.

***Our ability to grow and improve our financial performance depends heavily on our ability to attract and retain learners, including converting our freemium learners to paid learners.***

Our revenue growth objectives depend on our ability to attract and retain paid learners. We aim to serve these learners' needs by providing compelling credentialing programs and high-demand content that is developed in collaboration with our content creators. We also dedicate a portion of our spend on marketing efforts to attract potential learners to our platform. Many learners initially sign up for the freemium version of our platform or free trials. If learners do not expand beyond our free offerings or certain use cases, our financial results may be adversely affected.

We also provide some offerings, such as certificates, at a substantial discount to learners who demonstrate financial need, which may harm our revenue growth. It is critical for our success that learners renew their subscriptions and expand their relationships with us. There is no obligation for our learners to renew, and they may choose not to do so, which could negatively impact our revenue.

The following factors, many of which are largely outside of our control, may prevent us from attracting, converting, upselling, and retaining learners in a cost-effective manner or at all:

- *Negative perceptions about online learning.* Online education programs may not be successful or operate efficiently, which could create the perception that online education in general is ineffective. Learners may also be reluctant to enroll in online programs due to concerns about the quality of the learning experience, potential employer hesitation to hire learners who received their education or credentials online, or reluctance from organizations granting professional licenses or certifications to grant them based on credentials, including degrees, earned through online education or training. Further, concerns about the potential misuse of generative AI tools by learners to generate their coursework may be heightened with respect to online programs.
- *Reduced support from content creators.* If content creators cease to maintain or offer new and compelling credentialing programs or content, including due to reduced funding, or limit our ability to promote their content or programs, learners may reduce or terminate their use of our platform.
- *Harm to content creator reputation.* Our content creators' reputations may be impacted by factors that are beyond our control and can change over time, including their status or credibility (such as university academic performance or ranking among academic institutions), financial health, ethical practices, litigation or regulatory investigations, and their status and actual or perceived expertise with respect to specific degrees, certifications, or other credentialing programs.
- *Lack of interest in the offerings, features, services, certifications, degrees, or other credentials offered on our platform.* We may encounter difficulties attracting learners to use our offerings, features, and services, or enroll in credentialing programs that are not in demand due to shifting employer or societal preferences and priorities, or that are in emerging or unproven fields.
- *Learner dissatisfaction.* Learner dissatisfaction can have a negative impact on learner retention. This dissatisfaction can stem from various factors, including the quality of the offerings, features, services, course content, and presentation. Changes to the availability or sequencing of course content or the course presenters can also contribute to dissatisfaction. Additionally, changing views of the value of our content creators' credentialing programs and content offered, as well as perceptions of employment prospects following completion of a program on our platform, can influence learner satisfaction levels. Learner dissatisfaction that is shared via word of mouth or online platforms may also negatively affect the perceptions of potential new learners and negatively impact our learner acquisition efforts.

- *Ineffective marketing efforts.* Our marketing efforts use various channels (e.g., search engine optimization, television, affiliates, paid search, and custom website development and deployment), publication of content related to higher education and adult learning, career paths, our platform, and our offerings, and we rely on advertising through a limited number of third-party internet advertising platforms to direct traffic to, and recruit new learners for, our offerings. Changes in the way these platforms operate, whether due to changes in law, the practices of mobile operating system providers, or otherwise, or their advertising prices, data use practices, or other terms, have impacted the cost and efficiency of our learner acquisition efforts in the past and could in the future make marketing our offerings more expensive, less effective, or more difficult. In addition, the elimination of a particular medium or platform on which we advertise or changes in advertising practices or advertising spending fluctuations by our largest content creators have had, and may in the future have, an adverse impact on directing traffic to our offerings and recruiting new learners on a cost-effective basis. Any of the foregoing risks could have a material adverse effect on our business, results of operations, and financial condition.
- *Changes in search engine methodologies.* We depend in part on various search engines to direct a significant amount of traffic to our website. Our ability to influence the number of learners directed to our website is not entirely within our control. Our website has experienced fluctuations in search result rankings in the past, and we anticipate similar fluctuations in the future. Our competitors' search engine optimization efforts may result in their websites receiving a higher search result page ranking than ours, or search engines could revise their methodologies to refine their search results or incorporate AI in ways that we cannot predict, which could adversely affect the placement of our search result page ranking, each of which could reduce the number of learners who visit these websites. We may not be able to replace this traffic, and any attempt to do so may require us to increase our sales and marketing expenditures, which may not be offset by additional revenue and could adversely affect our operating results.
- *Lack of financial resources for learners.* Developments that reduce the availability of financial aid for higher education or reduce disposable income for potential learners (including macroeconomic developments such as inflation, government shutdowns, tariffs, currency and interest rate fluctuations, recessions, unemployment, or pandemics) could impair learners' abilities to meet their financial obligations, which in turn could result in reduced enrollment and harm our ability to generate revenue.
- *General economic conditions.* Enrollment in the courses and credentialing programs offered on our platform may be affected by changes in the U.S. economy and by global economic conditions. For example, an improvement in economic conditions may reduce demand for adult learning as potential learners may find adequate employment without additional education. Conversely, a decline in employment opportunities or economic conditions may reduce employers' willingness to sponsor adult learning or workforce skilling opportunities for employees given a lack of employer need for enhanced skill sets or an inability to fund such programs. This could discourage learners from pursuing further education due to an inability to afford our programs or a perception that the financial investment may not result in increased earning potential or improved employment opportunities. In addition, if current macroeconomic conditions persist or deteriorate, our ability to attract and retain paid learners in our Consumer segment, as well as current and prospective customers in our Enterprise segment, or to maintain and grow relationships with our content creators, could be adversely affected by reductions or resources, shifting priorities, or delays in decision-making.

Any of these factors could reduce enrollment and retention and could cause our costs associated with attracting and retaining learners to increase, which could materially harm our ability to increase our revenue or achieve profitability. These developments could also harm our reputation and make it more difficult for us to maintain our current content and credentialing programs and engage our content creators for new course content or other offerings, which in turn may negatively impact our ability to expand our business and improve our financial performance.

***If we fail to adapt and respond effectively to rapidly changing technology, evolving industry standards, and changing customer needs or requirements, our platform may become less competitive.***

Our future success depends on our ability to adapt and enhance our platform. To attract new learners, customers, and content creators and increase revenue from our existing base, we will need to continuously enhance and improve our offerings to meet their needs at prices that our learners and customers are willing to pay. Such efforts will require adding new functionality and responding to technological advancements, which will increase our costs of research and development as well as sales and marketing. If we are unable to develop educational content that addresses learners' and customers' needs, or enhance and improve our platform in a timely manner, or if we fail to provide adequate safeguards and quality assurance related to the use of new technological advancements, we may not be able to maintain or increase market acceptance and use of our platform. Further, some of our competitors expend a considerably greater amount of

funds on their research and development programs, and their sales and marketing practices, and those that do not may be acquired by larger companies that could allocate greater resources to our competitors' research and development programs. If we fail to maintain adequate research and development resources or compete effectively with the research and development programs of our competitors, our business could be harmed.

Our ability to grow also depends on our ability to anticipate and effectively respond to threats and opportunities from future disruptive technologies and developments. If new technologies, including AI-driven advancements, emerge that can discover or deliver educational programs more effectively, efficiently, conveniently, securely, or at lower costs, enhancing plagiarism prevention, learner identity validation, or content relevance, and if we, or our content creators, fail to adopt such technologies promptly, our competitiveness could suffer. Delayed adoption or competitor advances in cost-effective technologies or offerings could materially or adversely impact our operating results, growth, and financial condition.

***If we fail to manage the growth of our business both in terms of scale and complexity, our financial results, including profit margins and financial condition, could be adversely affected.***

We have experienced growth and demand for our product offerings in both our Consumer and Enterprise segments. The expansion of our business, ecosystem, and offerings places a significant strain on our administrative and operational infrastructure, facilities, and other resources. Managing the future growth of our business will require us to effectively scale our operations, allocate resources, and control costs. This includes continuing to improve our sales and marketing efficiency, content development time and costs, and technology, finance, and administration teams support globally, as well as our infrastructure and platform capabilities to serve our growing learner base. We will also be required to refine our operational, financial, and management controls and reporting systems and procedures. We will need to continue to expand our relationships with businesses, government organizations, academic institutions, and other organizations, enhance our platform and technology-enabled services, increase the volume of new educational content and credentialing programs developed by our content creators, attract a higher volume of learners and customers in a cost-effective manner, deploy preferred local payment methods and pricing models, satisfy our existing content creators' requirements, respond to competitive challenges, and otherwise execute our business plan. Although our business has experienced significant growth in past years, we cannot provide any assurance that our business or revenue will continue to grow at the same rate or at all in the future.

The scalability and flexibility of our platforms depend on the functionality of our technology and network infrastructure, as well as our ability to handle increased traffic and demand for bandwidth. The growth in the number of learners and customers using our platform, coupled with the increase in educational content available through our platform, has led to an increase in the amount of data and the number of requests that we process.

Our ability to effectively manage the growth of our business will depend on a number of factors, including our ability to:

- effectively recruit, integrate, train, and motivate new employees while retaining high-performing employees that help us effectively execute our business plan;
- continue to improve our operational, financial, and management controls;
- protect and further develop our strategic assets, including our IP rights; and
- make sound business decisions in light of the scrutiny associated with operating as a public company.

These activities will require significant capital expenditures and allocation of valuable management and employee resources. We may be unable to effectively manage any future growth in an efficient, cost-effective, or timely manner, or at all, which could negatively affect our financial results and profit margins. Any failure to successfully implement systems enhancements and improvements could negatively impact our ability to manage our expected growth, ensure uninterrupted operation of key business systems, and comply with the rules and regulations that are applicable to public reporting companies. Moreover, if we do not effectively manage the growth of our business and operations globally, the quality of our platform could suffer, which would negatively affect our reputation, results of operations, and overall business.

***We may change the subscription or contract terms, including our pricing models, for our offerings, which in turn could impact our operating results.***

We have in the past, and expect that we may in the future, change our pricing models, subscription or contract length, which could impact our operating and financial results. From time to time, we adjust our pricing models, test pricing localization to account for market segmentation and conduct other pricing experiments. As the market for our learning

platform grows (if ever), as new competitors introduce competitive applications or services, or as we enter into new international markets, we may be unable to attract new learners or customers at the same price or based on the same pricing models we have historically used, or for contract lengths consistent with our historical averages. In addition, as we develop and roll out new offerings, or expand existing offerings, we will need to develop pricing and access models for these offerings that appeal to learners and customers over time, and we may not be successful in doing so. Changes to the terms of our subscriptions or contracts, including pricing, or with respect to our free or discounted offerings or trials, may also impact the mix of adoption and retention among our offerings and negatively impact our overall revenue. Competition may require us to make substantial price concessions or accept unfavorable contract terms, such as shorter contract durations. Our revenue and financial position may be adversely affected by any of the foregoing, and we may have increased difficulty achieving profitability.

***Our current operations are international in scope, and we plan to expand our international operations, which exposes us to related inherent risks.***

Operating in international markets requires significant resources and management attention and subjects us to regulatory, economic, contractual, reputational, and political risks that are different from those in the U.S. We have employees in various countries, with the largest employee populations in the U.S., India, Canada, and the United Kingdom, and we have retained professional employer organizations and staffing agencies to engage personnel in certain international locations. Our international operations subject us to the compensation and benefits regulations of those jurisdictions, as well as other employer duties and obligations, that differ from the U.S. Further, enrollments of learners from other countries require us to comply with international data privacy regulations of those countries. Failure to comply with international regulations or to adequately adapt to international markets could harm our ability to successfully operate our business and pursue our business goals.

We intend to expand our international operations and continue to establish a worldwide content creator and learner base. Our expansion efforts into international markets may not be successful. In addition, we face risks in doing business internationally, including risks associated with sales to international governments and entities that could constrain our operations, increase our cost structure, compromise our growth prospects, lead to escalating enforcement actions, and damage our reputation, including:

- the need to localize and adapt online credentialing programs for specific countries, including language translations and ensuring that these programs enable our content creators to comply with local education laws and regulations;
- local laws restricting learners from pursuing certifications, degrees, or other credentials through online education platforms such as ours or limiting the availability of financial aid to finance online education;
- different data privacy and protection laws, see “Risk Factors—Risks Related to Privacy, Cybersecurity, and Infrastructure;”
- difficulties in staffing and managing employees and contractors in foreign countries, including in countries in which workers based outside of the U.S. may become part of labor unions, employee representative bodies, workers’ councils, or collective bargaining agreements, and challenges relating to labor shortages, government shutdowns, work stoppages, such as labor strikes or lockouts, or slowdowns;
- risks related to employee travel, including illness or accident, detention by foreign authorities, poor transportation infrastructure or services, kidnapping, natural or manmade disasters, or the outbreak of hostilities or war;
- different pricing environments, longer sales cycles, longer accounts receivable payment cycles, restrictions on remitting payments to the U.S. or converting local currency into U.S. dollars, difficulties in adopting and supporting new and different payment preferences, increased credit risk, levels of payment fraud, and non-payment from customers;
- new and different sources of competition and practices, which may favor local competitors;
- weaker protection for IP and other legal and contractual rights than in the U.S., and practical difficulties in enforcing IP and other rights outside of the U.S., including legal and contractual rights, and differing expectations regarding ongoing contractual obligations in the face of changed circumstances;
- compliance and operational challenges related to the complexity of multiple, conflicting, and changing laws and regulations addressing, but not limited to, employment, tax, privacy, data protection, consumer protection, foreign investment restrictions or requirements, economic sanctions, export controls, advertising, boycotting, money

laundering, supply chain transparency, modern slavery, bribery, and corruption, such as the U.S. Foreign Corrupt Practices Act and the U.K. Bribery Act;

- creation and distribution of content that may be misaligned with U.S. or foreign country interests, cultural norms, or regulations;
- increased financial accounting and reporting burdens and complexities;
- risks associated with foreign tax regimes, trade tariffs, foreign investment restrictions or requirements, or similar issues, which could negatively impact international adoption of our offerings;
- adverse tax consequences, including corporate tax consequences, such as double taxation, transfer pricing burdens, taxation of dividends, value added taxes, digital services taxes, and withholding taxes;
- difficulties in managing foreign business operations, including the potential need to localize our business infrastructure, translating our policies and information technology systems into the local language, and local challenges related to technology as well as internet speed and availability, among other challenges; and
- regional, global, economic, and political conditions, including increases in anti-U.S. sentiment and geopolitical tensions or hostilities within or beyond areas where we currently have, or may in the future have, international operations, such as the ongoing conflicts and unrest in Ukraine and the Middle East.

Further, as we continue to expand internationally, we may become more exposed to fluctuations in currency exchange rates. Future agreements with international learners, customers, and content creators may require payments to be denominated in local currencies. In such cases, fluctuations in the local currency value relative to the U.S. dollar could impact our operating results. When the U.S. dollar strengthens relative to foreign currencies, the real cost of our offerings increases for our international learners and customers to the extent we base the price of such offerings on the U.S. dollar. This could lead to the lengthening of our sales cycle or reduced demand for our offerings. Conversely, when the U.S. dollar weakens relative to the foreign currencies of our international subsidiaries, our operational costs increase for those locations. If we are unable to successfully hedge against these foreign currency risks, our financial condition and results of operations could be materially and adversely affected. To date, our foreign currency risk exposure has not been material, and as such, we have not entered into any hedging transactions in an effort to reduce this risk. While we may decide to enter into hedging transactions in the future, the availability and effectiveness of these hedging transactions may be limited, the results may not be as intended, and we may not be able to successfully hedge our exposure, which could adversely affect our financial condition and results of operations.

***We intend to launch new offerings and services to learners and customers to grow our business. If our efforts are not successful, our business, results of operations, and financial condition could be adversely affected.***

Our ability to attract and retain learners and customers, as well as increase their engagement with our platform, depends on our ability to connect them with appropriate offerings and services. Part of our strategy is to offer them new offerings and services in an increasingly relevant and personalized way. We may develop such offerings and services independently, by acquisition, or in conjunction with third parties, but there is no guarantee these approaches will be successful. The markets for new offerings and services may be unproven, and these offerings may include technologies and business models with which we have little or no prior experience or may significantly change our existing offerings and services. If we are not able to create an experience that allows learners and customers to easily and effectively identify the offerings and services that meet their needs, we may not grow our learner and customer base or generate sufficient revenue, operating margin, or other value to justify our investments, and our business could be adversely affected.

***We have incurred significant net losses since inception, and we may not achieve or maintain profitability in the future.***

We incurred net losses of \$51.0 million, \$79.5 million, and \$116.6 million in the years ended December 31, 2025, 2024 and 2023, and we had an accumulated deficit of \$911.2 million and \$860.2 million as of December 31, 2025 and 2024. We may not achieve profitability in the future, and even if we do, we may not be able to maintain or increase our level of profitability.

We will need to generate and sustain increased revenue levels in future periods while controlling costs to achieve profitability, and even if we achieve profitability, we may not be able to maintain or increase our level of profitability. We

anticipate that our operating expenses will increase substantially for the foreseeable future as we continue to, among other things:

- expand our course offerings and the robustness of our platform;
- expand our learner base and our sales and marketing efforts;
- improve and scale our technology;
- enter and expand into additional international markets;
- address increased competition; and
- incur significant accounting, legal, and other expenses as a public company.

Certain expenditures, including those to expand our course offerings and the robustness of our platform, grow our learner and customer base, expand our sales and marketing efforts, and improve and scale our technology and operations, may make it more difficult for us to achieve and maintain profitability. Our efforts to grow our business may be more costly than we expect, and we may not be able to grow our revenue enough to offset our expenses. Restructuring and expense reduction initiatives could negatively impact our business, our growth, and our operational performance if they do not achieve or sustain the targeted benefits, the benefits are not adequate to meet our long-term profitability and operational expectations, costs are materially higher than expected, management's attention is diverted, employee attrition is beyond our intended reduction in force or in key roles, we experience lower employee morale, or our reputation as an employer is damaged harming our ability to retain and attract talent. As a result, we can provide no assurance as to whether or when we will achieve profitability. If we are not able to achieve and maintain profitability, the value of our Company and our stock price could decline significantly, and you could lose some or all of your investment.

***We may not generate sufficient revenue from a new offering to offset our costs.***

Our platform enables our content creators to offer learners the opportunity to enroll in live, or synchronous, courses and programs and pre-produced, or asynchronous, educational content that can be accessed at any time. To launch new educational content or a new credentialing program, whether synchronous or asynchronous, we may need to integrate our platform with the various learner information and other operating systems our content creators use to manage functions within their institutions. In addition, our content development team must work closely with our content creators to produce engaging online course content, and we must commence learner acquisition activities. During the term of our content creator agreements, we are responsible for the costs associated with maintaining our platform and providing non-academic and other support for learners enrolled in the program. We invest significant resources in these new programs from the beginning of our relationship with a content creator, including marketing and other learner acquisition costs to attract and fill enrollment cohorts for a program, and in some cases, content development grants to assist our content creators as they invest resources preparing content for an online medium. There is no guarantee that we will ever recoup these costs. In addition, delays in implementing a new program, including Specializations, certifications, or degree programs, could negatively impact our revenue and operating results.

Because we receive fees from learners enrolling in, and, in some cases, completing courses and credentialing programs on our platform, we only begin to recover these costs once learners enroll and begin paying fees. In addition, in some cases, learners may audit a course or courses toward a certification free of charge and elect not to pay for the certification itself. The time that it takes for us to recover our investment in a new course or program depends on a variety of factors, primarily our learner acquisition costs, learner retention rate, and the growth rate of learner enrollment in and, in some cases, completion of, the course or program. Because of the lengthy period required to recoup our investment in a program, unexpected developments beyond our control could occur that result in the content creator ceasing or significantly curtailing a course offering or credentialing program before we generate any revenue therefrom. In addition, content creators generally do not grant us exclusive rights to their content, and any such arrangements are of limited duration. As such, content creators may choose to offer the same content on one of our competitors' platforms or their own platform, which could limit the number of learners enrolled in their courses or programs on our platform. In addition, if a content creator were to terminate an existing program, learners enrolled in that program may stop using our platform, which in turn would negatively impact our learner enrollment generally. As a result of any of the foregoing, we may ultimately be unable to recover the full investment that we make in a new offering or achieve any level of profitability from such offering.

***If we pursue unsuccessful content creator opportunities, we may forego more profitable opportunities, and our operating results and growth could be harmed.***

Identifying educational content and credentialing programs that we believe will be a good fit for our learner and customer base and negotiating content creator agreements is complex and time-consuming. This can be due to the initial reluctance of some businesses, government organizations, academic institutions, and other organizations to embrace online delivery of education, training, and credentialing programs and the complicated approval process within some of these entities.

We, our content creators, and content production providers may devote significant effort and time to develop and launch new content or a credentialing program. We have spent, and may continue to spend, substantial effort and management resources to secure new content creators and to work with our existing content creators to develop, launch, and maintain content and credentialing programs without any assurance that our efforts will result in a successful launch or revenue generation that will exceed our costs. If we invest substantial resources pursuing opportunities that do not attract sufficient interest from learners and customers, we may forego other more successful content and program development efforts, and our operating results, revenue, and growth could be harmed.

***Failure to effectively expand our sales and marketing capabilities could harm our ability to increase our customer base and achieve broader market acceptance of our platform.***

Our ability to broaden our customer base, particularly our Enterprise customer base, and achieve broader market acceptance of our platform, will depend to a significant extent on the ability of our sales and marketing organizations to work together to increase our sales pipeline and cultivate customer relationships to drive revenue growth. Our marketing efforts include the use of search engine optimization, paid search, and custom website development and deployment.

We plan to continue investing in and expanding our Enterprise sales and marketing organization, both domestically and internationally. Identifying, recruiting, and training sales personnel requires significant time, expense, and attention. If we are unable to hire, develop, and retain talented sales or marketing personnel, if our new sales or marketing personnel are unable to achieve desired productivity levels in a reasonable period of time (including as a result of working remotely), if our sales and marketing programs are not effective, or if expected sales and marketing programs by our content creators do not materialize or are not effective, our ability to broaden our customer base and achieve broader market acceptance of our platform could be harmed. In addition, the investments we make in our sales and marketing organization will occur in advance of experiencing benefits from such investments, making it difficult to determine in a timely manner if we are efficiently allocating our resources in these areas.

***If we fail to quickly and efficiently scale our operations and platform capabilities to support the needs of new and existing content creators, our reputation and our revenue will suffer.***

Our continued growth and potential profitability depend on our ability to successfully scale our operations and platform capabilities to support newly launched educational content and credentialing programs with our content creators. If we cannot quickly and efficiently scale our sales, marketing, and technology teams, which includes the hiring and training of new employees, we may not be successful in attracting potential learners and customers to our platform, which would negatively impact our ability to generate revenue, and our content creators could lose confidence in us. If we cannot quickly and efficiently scale our technology and operations to handle increases in the volume and rate of learner enrollments and of new content or credentialing programs, our content creators', learners', and customers' experiences with our platform may suffer, which in turn could damage our reputation. Our ability to effectively manage any significant increase in the rate or volume of learner enrollments and retention or in the volume of new content or programs will depend on a number of factors, including our ability to:

- assist our content creators in developing, launching, and maintaining an increased volume of engaging educational content that is accessible to a wide variety of learners;
- successfully introduce new features and enhancements on our platform;
- maintain a high level of functionality, cross-functionality, and technological robustness of our platform; and
- deliver high-quality professional services and support (including training, implementation, and consulting services) to our content creators, their employees, and learners on our platform.

Establishing new credentialing programs and content or expanding existing ones will require us to make investments in management and critical roles, increase capital expenditures, incur additional marketing expenses, and potentially

reallocate other resources. If we are unable to scale our platform, maintain and increase its interoperability, develop an increasingly robust mix of engaging content, or otherwise manage new offerings effectively, our ability to grow our business and achieve profitability would be impaired, and the quality of our solutions, access to learner information and progress, and the satisfaction of our content creators, learners, and customers could suffer, or our content creators could transition content hosted on our platform to other providers, while we continue to provide certain services.

***Disruptions to the operations of one or more of our third-party service providers may adversely affect our business operations and financial condition.***

We, and our content creators, rely on a variety of third-party service providers to support our operations by providing customer support, mobile network, internet, content production, platform integration, and other services. We, and our content creators, may not have the resources or technical sophistication to anticipate disruptions to the operations of our third-party service providers, which could arise from any of a number of different reasons, including financial instability, work stoppages or slowdowns, staffing difficulties, war, or the outbreak of hostilities, staff illness, inclement weather, natural disasters, or other catastrophic events. Disruptions to the operations of our third-party service providers could result in communication, content production, platform performance, or platform availability problems for us and our content creators, which could adversely affect our business operations and financial condition.

***Our current and future use of AI may not be successful and may present business, compliance, and reputational challenges, which could lead to operational or reputational damage, competitive harm, legal and regulatory risk, and additional costs, any of which could materially and adversely affect our business, financial condition, and results of operations.***

We have incorporated, and expect to continue to incorporate, AI in the content and credentials offerings from our content creators, as well as in our AI-powered platform innovations and features. The incorporation of AI in our business and operations may become more significant over time. The use of generative AI technology, which is considered to be a relatively new and emerging technology in the early stages of commercial use, exposes us to additional risks, which could result in damage to our reputation, competitive position, and business, and expose us to legal and regulatory risks and additional costs. For example, AI algorithms are based on machine learning and predictive analytics, which can create inaccurate or misleading content, unintended biases, and other discriminatory or unexpected results. Accordingly, while AI-powered applications may help provide more tailored or personalized learner experiences, if the content, analyses, or recommendations that AI applications assist in producing on our platform are, or are perceived to be, deficient, inaccurate, or biased, our reputation, competitive position, and business may be materially and adversely affected.

Further, the use of AI technology is subject to ongoing debate in the education industry, including with respect to issues such as plagiarism, cheating, academic integrity, and the scope of appropriate or permissible use of generative AI in the context of both learning and teaching. For example, there is a risk that AI-generated content or information may be inaccurate or misleading, or not appropriately attribute authors or creators for their work (including if used in the context of content creation), or that students may use generative AI to draft written assignments or for other projects, any of which, absent sufficient and cost-effective methods to detect and prevent such risks, may devalue or undervalue the certificates and other credentials offered through our platform due to the actual or perceived threat of increased plagiarism or cheating, concerns of academic integrity, or appropriate and permissible use of AI. Any of the foregoing or similar issues, whether actual or perceived, could negatively impact the learner experience and diminish the perceived quality and value of the content and certifications provided through our platform to learners, employers, or organizations granting professional licenses or certifications. This in turn could damage our brand, reputation, competitive position, and business. In addition, the use of AI technology has resulted in, and may in the future result in, cybersecurity incidents that implicate the personal information of end users of AI applications. To the extent we experience cybersecurity incidents in connection with our use of AI technology, it could similarly adversely affect our reputation and expose us to legal liability or regulatory risk. Further, our competitors or other third parties may incorporate AI into their products more quickly or more successfully than us, which could impair our ability to compete effectively.

As the utilization of AI becomes more prevalent, we anticipate that it will continue to present new or unanticipated ethical, technical, legal, competitive, and regulatory issues, among others. We expect that our incorporation of AI in our business will require additional resources, including the incurrence of additional costs, to develop and maintain our platform offerings, services, and features to minimize potentially harmful or unintended consequences, to comply with applicable laws and regulations, to maintain or extend our competitive position, and to address any reputational, technical, or operational issues which may arise as a result of the foregoing. As a result, the challenges presented with our use of AI could materially and adversely affect our business, financial condition, and results of operations.

***If we fail to increase sales of our Enterprise offerings, or if we need to change the contract terms associated therewith, including with respect to pricing or contract length, it could negatively affect our business, financial condition, and results of operations.***

In addition to our offerings for individuals, we sell our Enterprise offerings to businesses, government organizations, academic institutions, and other organizations. These customers utilize our platform to provide relevant training, skills, and credentialing programs to current and potential employees and citizens. To maintain and expand our relationships with these entities, we must demonstrate the value, benefits, and return on investment of providing education, training, skills, and credentialing through our online platform and achieve acceptance from both employees and these entities of the merits and legitimacy of our offerings.

Our growth strategy is dependent upon increasing sales of our Enterprise offerings to these entities, which we offer on a subscription basis. Changes to our pricing models could adversely affect our ability to attract and retain Enterprise customers, resulting in adverse impact to our revenue and financial condition. In addition, as the market for our learning platform grows (if ever), as new competitors introduce competitive applications or services, or as we enter into new international markets, we may be unable to attract new customers at the same price or based on the same pricing models we have historically used, or for contract lengths consistent with our historical averages. For example, we often enter into subscription arrangements in which we offer more favorable pricing terms in exchange for larger total contract values or longer contract terms. Changes to our pricing models or contract lengths could negatively impact our revenue and financial position, and we may have increased difficulty achieving growth or profitability.

We generally recognize revenue from Enterprise customer subscriptions ratably over the subscription term of the underlying contract, which typically ranges from one to three years. Consequently, a decline in new or renewed subscriptions in any quarter or year will not be fully reflected in revenue or other results of operations in that quarter or year but will negatively affect our revenue and other results of operations across future periods. Further, increases in the average subscription term without a relative increase in the average contract value would result in revenue for those contracts being recognized over longer periods of time with less positive impact on our results of operations in the near term. Accordingly, such changes could adversely affect our financial performance.

As we seek to increase sales of our Enterprise offerings, we face upfront sales costs, higher customer acquisition costs, more complex customer requirements, and discount requirements. In addition, certain Enterprise customers may require education and interactions with our sales team, which increases our upfront cost in the sales effort with no guarantee that our platform will be used widely enough across their organization to justify our upfront cost. Similarly, we may also incur significant upfront costs for contracts that are not renewed, or for which the customer seeks to terminate early, even in the absence of a breach on our part or contractual terms permitting an early termination. From time to time, customers notify us that they wish to terminate early, either seeking a refund of their prior payments or conveying an intention to stop or reduce any further payments due, or both. Even if we believe we are entitled to these payments, it may not be feasible to retain prior payments or collect future payments due to us, and our financial condition and results of operations could be adversely impacted. If we are unable to maintain or increase the number of subscriptions while mitigating the risks associated with serving our Enterprise customers, our business, financial condition, and results of operations will suffer.

In addition, decreases or changes in national or local government funding for government organizations and academic institutions, including as a result of recent or future decreases in U.S. federal funding or federal agency organizational changes, as well as macroeconomic uncertainty or deterioration of economic conditions, could delay, decrease or otherwise negatively impact spending by such institutions or other Enterprise customers on our platform, adversely impacting our business, financial condition and results of operations.

***If we fail to maintain sufficient high-quality content from our content creators, we will be unable to attract and retain learners and customers.***

Our success depends on our ability to provide learners and customers with the information, outcomes, academic credit, and certifications they seek, which in turn depends on the quantity, quality, and format of the educational content provided by our content creators. We may be unable to provide learners and customers with the information and outcomes they seek if our content creators do not contribute content that is helpful and reliable, if they remove content, or if supplemental or derivative materials are not reliable. If content on our platform attracts unfavorable media coverage or other commentary, our reputation and prospects could be harmed. We believe that certain learners value courses for which they can earn academic credit toward a degree or other credential. We may be unable to provide learners with such courses if our content creators do not obtain or maintain the certification or quality necessary for such eligibility, and our business would be adversely affected. Further, if such certifications are obtained and maintained, but do not, or cease to, signal to learners and

employers the high quality or reliability we, or our content creators, intend to signal through such certifications, our business would be adversely affected. Any of the foregoing could materially and adversely affect our results of operations, competitive position, and growth prospects.

We believe that many of our new learners find us by word of mouth and other non-paid referrals from existing learners. If existing learners, customers, and content creators are dissatisfied with their experience on our platform, they may stop accessing our content and may stop referring others to us. The impact of learner dissatisfaction could be compounded if existing learners share negative experiences with potential new learners, via online platforms or otherwise. Likewise, if existing learners do not find our educational content appealing, because of declining interest in or relevancy of the content, they may stop referring others to us. In turn, if content creators perceive that our platform lacks an adequate learner audience, they may be less willing to place content on our platform, and the learner experience could be negatively impacted. If we are unable to attract and retain learners, customers, and content creators who contribute to an active community, our growth prospects would be harmed, and our business could be adversely affected.

***We face competition from established companies as well as other emerging companies, which could divert content creators to our competitors, result in pricing pressure, impact our market share, and significantly reduce our revenue.***

The ecosystem for global learning, including online education and broader skills development, is highly fragmented and rapidly evolving. We expect alternative modes of learning to continue to accelerate as existing players and new entrants in this industry introduce new and more competitive products, enhancements, and bundles.

Participants in the global learning ecosystem include, but are not limited to: 2U, Inc., including through its subsidiary edX Inc.; Alison (Capernaum Limited); DataCamp, Inc.; Degreed, Inc.; Docebo, Inc.; Eruditus Learning Solutions Pte. Ltd.; Global University Systems (dba FutureLearn); Go1 Pty Limited; Google LLC through its YouTube services; Great Learning PTE Ltd.; Khan Academy, Inc.; LinkedIn Corporation through its LinkedIn Learning services; Noodle Partners, Inc.; OpenAI OpCo, LLC; OpenSesame Inc.; O'Reilly Media, Inc.; Pearson plc.; Pluralsight, Inc.; Risepoint (formerly known as Academic Partnerships); Simplilearn; Skillshare, Inc.; Skillsoft Corp.; Study.com, LLC; Udacity, Inc.; Udemy, Inc.; upGrad Education Private Limited; The Wikimedia Foundation, Inc.; in-person learning; and internal online degree platforms developed in-house by universities. In addition, providers that leverage AI capabilities, including large language models, are increasingly offering education-focused capabilities, such as self-paced learning, custom course creation and on-demand tutoring.

We expect new and existing companies in the online learning industry to continually revise and improve their business models. If industry participants introduce new or improved delivery of online education and technology-enabled services that are more compelling or widely accepted than ours, our ability to grow our revenue and achieve profitability could suffer. New or existing companies in the online education industry provide or may in the future provide offerings similar to what we offer on our platform, and such companies may pursue relationships with our content creators that may reduce the educational content our content creators produce for our platform. In addition, academic institutions, as well as businesses, government, and other organizations, may choose to continue using or developing their own online learning or training solutions in-house. This may become more prevalent as emerging technologies, such as generative AI, provide additional means of developing educational programs. Consequently, they may opt for these alternatives rather than pay for our solutions.

Some of our competitors and potential competitors have significantly greater resources than we do. Increased competition may result in pricing pressure for us in terms of the prices learners and customers are willing to pay for our offerings or the costs we are charged by our content creators. The competitive landscape may also result in a longer and more complex process of recruiting and maintaining current and prospective content creators or a decrease in our market share, any of which could negatively affect our revenue and future operating results and our ability to grow our business.

A number of factors could impact our ability to compete, including:

- the availability or development of alternative online education services that are, or are perceived to be, more compelling than ours;
- changes in pricing policies and terms offered by our competitors or by us;
- our ability to adapt to new technologies and changing requirements of our learners, customers, and content creators;
- learner and customer acquisition and retention costs;

- the ability of our current and future competitors to establish relationships with businesses, government organizations, academic institutions, and other organizations to enhance their services and expand their customer base; and
- industry consolidation and the number and rate of new entrants.

We may not be able to compete successfully against current and future competitors. In addition, competition may intensify as our competitors raise additional capital and as established companies in other market segments or geographic markets expand into our market segments or geographic markets. If we cannot compete successfully against our competitors, our ability to grow our business and achieve profitability could be impaired.

***If for-profit postsecondary institutions, which offer online education alternatives different from ours, or other for-profit higher education service providers, perform poorly, it could nonetheless tarnish the reputation of online education as a whole, which could impair our ability to grow our business.***

For-profit postsecondary institutions, many of which provide course offerings predominantly online, are under intense regulatory and other scrutiny, which has led to media attention that has sometimes portrayed that sector in an unflattering light. Some for-profit online school operators have been subject to government investigations alleging the misuse of public funds, financial irregularities, and failure to achieve positive outcomes for learners, including the inability to obtain employment in their fields, or to earn sufficient income to repay debt incurred for their education. These allegations have attracted significant adverse media coverage and have prompted legislative hearings and regulatory responses. These investigations have focused on specific companies and individuals, as well as entire industries in the case of recruiting practices by for-profit higher education companies. Even though we do not offer credentialing programs with these institutions, this negative media attention and regulatory scrutiny may nevertheless add to the skepticism about online higher education generally, including our solutions. Certain service providers assisting higher education institutions with online program development and management, typically referred to as online program managers (“OPMs”), are also under intense media and other scrutiny, which has led to calls for reform and enforcement by policymakers and members of Congress. Even though we do not have the kinds of affiliations or business models that have been the focus of this scrutiny, this negative media attention and regulatory scrutiny may lead to additional limitations or restrictions on our business, and our ability to grow our business and achieve profitability could be harmed.

The impact of these negative public perceptions on our current and future business is difficult to predict. If these few situations, or any additional misconduct, cause all online learning programs to be viewed unfavorably by the public or policymakers, we may find it difficult to enter into or renew agreements with our content creators or attract additional learners and customers for their programs. In addition, this perception or any further government investigation could serve as the impetus for more restrictive legislation or regulation, which could limit our future business opportunities. Moreover, allegations of abuse of federal financial aid funds and other statutory violations against for-profit higher education companies could negatively impact our ability to succeed due to increased regulation and decreased demand. Any of these factors could negatively impact our ability to increase our content creator base and grow their programs, which would make it difficult to continue growing our business and could negatively affect our stock price.

***Our growth strategy may contemplate acquisitions, and we may be unsuccessful in executing, implementing, integrating, or leveraging such acquisitions.***

We may choose to expand our business by making acquisitions that could be material. To date, we have only completed one acquisition, and while we have entered into the Merger Agreement to combine with Udemy, our ability as an organization to successfully identify, evaluate, acquire, and integrate technologies or businesses is unproven and limited. Acquisitions involve many risks, including the following:

- an acquisition may negatively affect our results of operations and financial condition because it may require us to incur charges or assume substantial debt or other liabilities, may cause adverse tax consequences or unfavorable accounting treatment, may expose us to claims and disputes by third parties, including IP claims and disputes, or may not generate sufficient financial return to offset additional costs and expenses related to the acquisition;
- we may encounter difficulties or unforeseen expenditures in integrating the business, technologies, products, personnel, or operations of any entity or business that we acquire, particularly if key personnel of the acquired entity or business decide not to work for us;
- an acquisition may disrupt our ongoing business and distract our management;
- an acquisition may result in a delay or reduction of customer purchases for both us and the entity or business we acquired due to customer uncertainty about continuity and effectiveness of service;

- an acquisition may involve entry into geographic or business markets in which we have little or no prior experience or where competitors have stronger market positions;
- we may face challenges inherent in effectively managing an increased number of employees in diverse locations;
- we may experience strain on our financial and managerial controls and reporting systems and procedures;
- our use of cash to pay for acquisitions would limit other potential uses for our cash;
- if we incur debt to fund such acquisitions, such debt may subject us to material restrictions on our ability to conduct our business;
- we may incur impairment charges related to potential write-downs of acquired assets or goodwill; and
- to the extent that we issue a significant amount of equity or equity-based securities in connection with an acquisition, existing stockholders may be diluted.

We may not succeed in addressing these or other risks, which could harm our business and operating results.

***We may invest in private companies, and if the value of any such equity investments were to decline, it could adversely affect our results of operations and financial condition.***

We may from time to time make equity investments in private companies where we do not have the ability to exercise significant influence over results. Investments in private companies are inherently risky. The companies in which we may invest include early-stage companies that may still be developing products and services with limited cash to support the development, marketing, and sales of their products, and whose financial statements are often unaudited. Further, our ability to liquidate such investments will typically be dependent on a liquidity event, such as a public offering or acquisition, as no public market currently exists for the securities held in the investees. Valuations of privately held companies are inherently complex and uncertain due to the lack of a liquid market for the securities of such companies and the potential lack of comparable acquisitions in the market as a comparison for such valuations, among other factors. If we determine that any of our investments in such companies have experienced a decline in value, we will recognize an impairment expense to adjust the carrying value to its estimated fair value. Negative changes in the estimated fair value of private companies in which we invest could have a material adverse effect on our results of operations and financial condition.

***Our directors may encounter conflicts of interest involving us and other organizations with which they may be affiliated, including matters that involve corporate opportunities.***

Most of our directors are, and any future directors may be, affiliated with other entities, including venture capital or private equity funds or businesses that may be complementary, competitive, or potentially competitive to our Company. They may also in the future become affiliated with entities that are engaged in business or other activities similar to our business. Additionally, all of our officers and directors, in the course of their other business activities, may become aware of investments, business opportunities, or information that may be appropriate for presentation to us as well as to other entities to which they owe a fiduciary duty. As a result, directors and officers may encounter perceived or actual conflicts of interest involving us and other entities with which they are or become affiliated, including matters that involve corporate opportunities. A portfolio company of a director-affiliated venture fund may become a competitor of ours or a potential strategic partner. In addition, as our growth strategy includes considering potential acquisitions, it is possible an entity affiliated with one of our directors could be an acquisition target or a competitive acquirer.

Further, to the extent we engage in transactions with any director-affiliated entity, it could create actual, or the perception of, additional conflicts of interest, including with respect to our ability to negotiate terms equivalent to those that could be obtained in an arms'-length negotiation with an unaffiliated third party. For instance, Dr. Ng, one of our co-founders and Chairman of our board of directors (the "Board"), owns DeepLearning.AI Corp., a developer of educational content relating to AI that offers courses through our platform. Although we view DeepLearning.AI Corp. as a valued content creator and believe our agreement is on commercially reasonable terms, there may nonetheless be a perception of a conflict of interest.

As a result of the foregoing, our directors and officers may have conflicts of interest in determining to which entity particular opportunities or information should be presented. If, as a result of such potential conflicts, we are deprived of investment, business, or information, the execution of our business plan and our ability to effectively compete may be adversely affected. Our directors are also not obligated to commit their time and attention exclusively to our business, and accordingly, they may encounter conflicts of interest in allocating their time and resources between us and other entities with which they are affiliated.

***We depend on our senior management and other key employees to grow and operate our business, and if we are unable to hire, retain and motivate our personnel, we may not be able to grow effectively.***

Our future success is substantially dependent on our continued ability to identify, hire, develop, motivate, and retain highly skilled personnel, including senior management, engineers, sales, product managers, operations, and general and administrative functions. The expertise of our senior management team in negotiating with businesses, government organizations, academic institutions, and other organizations is critical in navigating the complex approval processes of these entities. We do not maintain key-person insurance on any of our employees, and our U.S. employees are generally employed on an at-will basis. There have been, and from time to time, there may continue to be, changes in our senior management team and key employees, which could disrupt our business. Some senior management members have been with us for a short period of time, and we continue to develop key functions within various aspects of our business. For example, in February 2025, Gregory Hart joined us as our President, Chief Executive Officer, and Board member. The loss of one or more of our senior management members or other key employees, or the failure of our senior management team to work together effectively, develop strategies, and execute our plans, could harm our business. Further, the failure to successfully transition and assimilate key employees could adversely affect our business operations.

Our future success also depends heavily on the retention of our highly-qualified employees to continue to attract and retain learners and customers, thereby generating revenue for us. In particular, our technology and content development employees provide the technical expertise to innovate and support our platform offerings and programs, and our customer support employees assist our learners and customers. Competition for these employees is intense. We may be unable to attract or retain these key employees that are critical to our success, resulting in harm to our relationships with learners, customers, and content creators, loss of expertise or know-how, and unanticipated recruitment and training costs.

In addition, any changes to our organizational or compensation structure or our workplace culture may be negatively perceived by current or prospective employees and may result in attrition or cause difficulty in the recruiting process. We may periodically implement business strategies that impact our employees, including changes to our organizational structure or workforce adjustments. Workforce reductions or restructurings could have an adverse effect on our business, including lowering employee morale, harming our reputation as an employer, making it difficult to retain and attract talent, losing key employees targeted for retention, and hindering our ability to meet operational targets due to loss of key employees. To the extent that our compensation and benefits programs are not viewed as competitive, our workplace culture does not resonate, or changes in our workforce or other initiatives are not viewed favorably, our ability to attract, retain, and motivate employees can be weakened, which could harm our operating results.

***We may need additional capital in the future to pursue our business objectives. Additional capital may not be available on favorable terms, or at all, which could compromise our ability to maintain and grow our business.***

We believe that our existing cash and cash equivalents are sufficient to meet our minimum anticipated cash requirements for at least the next 12 months. We may, however, need to raise additional funds to respond to business challenges or opportunities, expand our business through acquisitions, accelerate our growth, develop new offerings, or enhance our platform. If we seek to raise additional capital, it may not be available on favorable terms or may not be available at all. In addition, if we seek debt financing, we may be subject to onerous terms and restrictive covenants. Lack of sufficient capital resources could significantly limit our ability to manage our business and to take advantage of business and strategic opportunities. Further, any additional capital raised through the sale of equity or issuance of debt securities with an equity component would dilute our existing stockholders. If adequate additional funds are not available if and when needed, we may be required to delay, reduce the scope of, or eliminate material parts of our business strategy.

***If we fail to successfully or appropriately balance longer-term growth and short-term results, our results of operations could be negatively impacted, including in the near term.***

We believe our long-term value as a company will be greater if we effectively balance our longer-term growth and short-term results. As a result, our results of operations may be negatively impacted in the near term relative to a strategy solely focused on maximizing short-term profitability. Significant expenditures on sales and marketing efforts, as well as research and development efforts to enhance our platform and offerings, may not ultimately grow our business or lead to expected long-term results. If our strategy does not lead to expected growth or if we are ultimately unable to achieve results of operations at the levels expected by securities analysts and investors, our stock price would likely decline.

***Our results of operations could be adversely affected by natural disasters, public health crises, political crises, geopolitical crises, or other catastrophic events.***

Our business and operations could be materially and adversely affected in the event of earthquakes, floods, fires, telecommunications failures, blackouts or other power losses, break-ins, acts of terrorism, an outbreak of hostilities, political or geopolitical crises, such as the conflicts in Ukraine and the Middle East, inclement weather, public health crises, pandemics, epidemics, or other catastrophic events.

For example, the uncertain nature, magnitude, and duration of hostilities stemming from Russia’s military invasion of Ukraine or conflicts in the Middle East, including the potential effects of sanctions and retaliatory cyberattacks on the world economy and markets, have contributed to increased market volatility and uncertainty, and may impact our customers’ intent or ability to pay for services, which could negatively impact our results of operations. The Israel-Hamas and Israel-Iran conflicts have resulted in significant military activity in the Middle East, which may further escalate regional instability and could disrupt our operations and business with our customers, content creators, and learners in the Middle East and North Africa regions, which could negatively impact our results of operations. The continued turmoil in Ukraine and the Middle East could have a depressing effect on the global economy, which could dampen our business activity and reduce the demand for our online learning solutions.

In addition, pandemics or other public health crises could impact our business, key metrics, and results of operations. The emergence of a widespread health crisis could adversely impact our business if our employees, our content creators’, or our third-party service providers’ employees become ill and are unable to perform their duties, and our operations, internet, or mobile networks, or the operations of one or more of our third-party service providers, is impacted. In addition, in the event of another widespread public health crisis, we may experience an adverse impact to our business and our stock price as a result of the crisis’ impact on the global economy and financial markets, including inflation or recession. More generally, a public health crisis or other catastrophic event could adversely affect economies and financial markets and lead to an economic downturn, which could harm our business, financial condition, and operating results.

Further, our headquarters is located near San Francisco, California, an earthquake-sensitive area and one that has been increasingly vulnerable to wildfires and floods, and damage to or total destruction resulting from such catastrophic events may disrupt our business operations, which may not be covered by insurance. If floods, earthquakes, fire, inclement weather including extreme rain, wind, heat, or cold, or other accidents were to occur and cause damage to our properties or other locations from which our employees are working, or if our operations or the operations of our service providers were interrupted by telecommunications failures, blackouts, acts of terrorism, outbreaks of hostilities, political or geopolitical crises, or public health crises, our results of operations would suffer, especially if such events were to occur during peak periods. We may not be able to effectively shift our operations due to disruptions arising from the occurrence of such events, and our business could be affected adversely as a result.

To the extent that any catastrophic event adversely affects our business, results of operations, financial condition, and cash flows, it may also heighten many of the other risks described in this “Risk Factors” section.

***Our metrics and market estimates used to evaluate our performance are subject to inherent challenges in measurement, and real or perceived inaccuracies in those estimates may harm our reputation and negatively affect our business.***

The metrics we use to evaluate our growth, measure our performance, and make strategic decisions are calculated using internal company data and have not been validated by a third party. Our metrics and market estimates may differ from estimates published by third parties or from similarly titled metrics of our competitors or peers due to differences in methodology or the assumptions on which we rely. Additionally, metrics and forecasts relating to the size and expected growth of our addressable market may prove to be inaccurate. Even if the markets in which we compete meet the size estimates and growth we have forecasted, our business could fail to grow at similar rates, if at all. If securities analysts or investors do not consider our metrics or our market estimates to be accurate representations of our business, or if we discover material inaccuracies in such estimates, then our stock price could decline, our reputation and brand could be harmed, and our business, financial condition, and results of operations could be adversely affected.

***Increasing scrutiny and evolving expectations with respect to our environmental, social, and governance (“ESG”) practices may impose additional costs on us, expose us to new or additional risks, or harm our reputation.***

Companies are facing increasing scrutiny from customers, regulators, governments, investors, employees, and other stakeholders related to their ESG practices and disclosures. Investor advocacy groups, investment funds, and influential investors are also increasingly focused on these practices, especially as they relate to the environment, health and safety,

diversity, labor conditions, and human rights. ESG-related compliance costs could result in increases to our overall operational costs. Failure to adapt to or comply with regulatory requirements or investor, employee, customer, content creator, or stakeholder expectations and standards, particularly as these standards may diverge or conflict across the jurisdictions we operate in, could negatively impact our reputation, our results of operations, and our stock price.

New government regulations in the jurisdictions in which we operate could also result in new or more stringent forms of ESG oversight and expanding mandatory and voluntary reporting, diligence, and disclosure. Collecting, measuring, and reporting ESG information and metrics can be costly, difficult and time consuming, and can present numerous operational, reputational, financial, legal, and other risks, any of which could have a material impact on us, including on our reputation and stock price. Inadequate processes to collect and review this information prior to disclosure could subject us to potential liability related to such information. Furthermore, the U.S. federal government and several U.S. states have enacted or proposed “anti-ESG” policies or legislation. If certain investors do not agree with our practices or disclosures in this regard, such investors may not invest in the Company, which could negatively affect our stock price.

***Our workforce primarily operates on a remote basis, which could have a negative impact on the execution of our business plans and operations and create productivity, connectivity, and oversight challenges.***

We allow most employees to work remotely on an ongoing basis. This policy could have a negative impact on the execution of our business plans and operations and create productivity, connectivity, and oversight challenges. For example, if a natural disaster, widespread fire, power outage, connectivity issue, or other event occurred that impacted our employees’ ability to work remotely, it may be difficult for us to continue components of our business for a period of time. Remote working may also result in consumer privacy, IT security, and fraud vulnerabilities, which, if exploited, could result in significant recovery costs and harm to our reputation. Operating in a predominantly remote work environment and providing and maintaining the operational infrastructure necessary to support a remote work environment also present significant challenges of managing, integrating, developing, training, and motivating our global workforce, transitioning knowledge, maintaining our company culture, and employee engagement and productivity. As a result, our culture, information technology requirements, cybersecurity risk, and business operations could be adversely affected.

## **Risks Related to Regulatory Matters and Litigation**

***Laws and regulations could have a negative impact on our business.***

We are subject to complex and evolving laws and regulations worldwide that differ among jurisdictions and affect our operations in areas including, but not limited to: higher education, IP ownership and infringement, tax, import and export requirements, anti-corruption, data privacy, consumer protection, employment and labor, and accounting and financial reporting. Compliance with these requirements can be onerous and expensive and may negatively impact our business operations. For example, unfavorable legal or regulatory developments related to higher education, AI, or privacy may adversely impact our platform, strategy, business, or operations. Legislative or regulatory developments, including U.S. Department of Education (“DOE”) regulatory activities, may also adversely impact our current and prospective learners, customers, or content creators, which may in turn have an adverse impact on our business, results of operations, financial condition, and growth prospects. In addition, the U.S. Supreme Court’s decision in *Loper Bright Enterprises v. Raimondo* (“Loper Bright”) in June 2024, which overturned the “Chevron doctrine” of judicial deference to federal agency interpretations of statutes, has resulted in uncertainty and increased the risk of legal challenges to current DOE rules, policies, and guidance, as well as the potential for future congressional legislation.

Our policies, controls, and procedures are designed to comply with applicable laws, but we cannot provide assurance that our employees, contractors, agents, or content creators will always follow them. Noncompliance may result in fines; criminal sanctions against us, our officers, or our employees; prohibitions on the conduct of our business; litigation; and damage to our reputation. The education technology industry is subject to media, political, and regulatory scrutiny, which can increase our exposure to regulatory investigations, legal actions, penalties, or reputational harm.

***If we or our content creators fail to comply with international, federal, and state education laws and regulations, including any applicable state authorizations for their programs, it could harm our business and reputation.***

Higher education is heavily regulated in the U.S. and internationally. Numerous U.S. states require education providers to obtain regulatory approval or state authorization to enroll or market to in-state learners in online education programs. If we or any of our content creators were found to be non-compliant with any of the laws, regulations, standards, or policies related to state authorization, the content creator could lose its ability to operate in certain states. If such non-compliance

extended to a material contingent of our content creators, and they lost the ability to operate in certain states, our revenue could decline.

Additionally, the vast majority of our U.S.-based university partners participate in the federal student financial assistance programs under Title IV of the Higher Education Act of 1965, as amended (respectively, “Title IV” and “HEA”), and are subject to extensive regulation by the DOE, as well as various state agencies, licensing boards, and accrediting agencies. To participate in the Title IV programs, an institution must receive and maintain authorization by the appropriate state education agencies, be accredited by a DOE-recognized accrediting agency, and be certified by the DOE as an eligible institution.

Our university partners must comply with complex and frequently changing regulations, including accreditation, state and international authorization, and Title IV federal funding requirements. Changes or new interpretations of these laws may affect their ability to offer online learning programs or access federal funds. Some regulations were not designed for online learning and may be difficult to interpret or apply. Degrees, certifications, or other credentials earned in one jurisdiction may not be recognized in all jurisdictions, which could affect student employment prospects, eligibility for advanced education programs, and other opportunities. Our international university partners are subject to similarly extensive legislation, regulation, and oversight.

***Our future growth could be impaired if we, or our content creators, fail to obtain timely approval from applicable regulatory agencies to offer new programs, make substantive changes to existing programs, or expand their programs into or within certain jurisdictions.***

Our U.S.-based university partners are required to obtain the appropriate approvals from the DOE, state, and accrediting agencies for new programs, and may also need state authorization. These approvals may be conditioned, delayed, or denied, which could impact our future growth. Similar regulatory approvals may be required for programs offered by our content creators outside the U.S. or in other countries.

We and our content creators, both U.S. and international, may also be required to obtain state authorization to offer, advertise, or recruit for online programs, depending on state and international laws. Many U.S.-based higher education institutions hold these authorizations or participate in reciprocity agreements, such as the State Authorization Reciprocity Agreement (“SARA”); however, some content creators are not traditional education institutions or operate outside of the U.S. and do not hold such authorizations. Notably, California higher education institutions currently do not participate in SARA. If a required authorization is lost or not obtained, we, may be unable to deliver degree course content or fulfill the institution's obligations in that state, and affected institutions and learners may become ineligible for certain financial aid programs, diminish the attractiveness of the content creator's programs, and ultimately compromise our ability to generate revenue. Seeking state authorization can be time-consuming and costly.

We or our content creators may also be required to obtain approvals under international education laws and regulations. For example, a recent Indian regulation requires that online degree platforms utilized by Indian universities be approved by a technical committee of the Indian regulator. This approval process is new, complex and time-consuming, with uncertain timing and standards, and it is unclear if international platforms can apply. We may also lack the resources to pursue approval without support from our Indian university partners. International education laws and regulations may prohibit or restrict online education by foreign entities, or local policies may favor local providers. In 2023, India's Ministry of Education launched the National Digital University, which lets students combine credits from different higher education institutions. This program may negatively impact our ability to expand our degree programs in India.

If we or our content creators fail to obtain or maintain necessary authorizations or violate applicable laws and regulations, learners in relevant programs could be adversely affected, we could lose our ability to operate in that state or international market, and our ability to generate revenue would be adversely affected.

***If our university partners fail to maintain institutional or programmatic accreditation for their programs, our revenue could be materially adversely affected.***

The loss or suspension of a university partner's accreditation or other adverse action by their institutional accreditor would render the institution or its programs ineligible for Title IV or similar government funding available to students enrolled in degree programs based in and outside of the U.S. and international degree programs. Such actions could prevent the university partner from offering certain educational programs, could prevent our degree students from accessing such funding, and prevent graduates from obtaining such degrees. If any of these results occur, it could hurt our ability to generate revenue from that program.

***Our activities are subject to international, federal, and state education accessibility, consumer protection laws and regulations, and other requirements.***

As a service provider to higher education institutions both in the U.S. and internationally, either directly or indirectly through our arrangements with content creators, we are required to comply with certain education laws and regulations.

Our platform and services are also subject to a range of accessibility and consumer protection requirements, including Title II and Title III of the Americans with Disabilities Act, Section 504 and Section 508 of the Rehabilitation Act of 1974, the Web Content Accessibility Guidelines 2.2. Failure to comply with these evolving statutory and regulatory standards could result in our offerings being less attractive to content creators, learners, and customers, and may expose us to legal claims, regulatory actions or other liabilities. As such, we expect to incur ongoing costs of compliance.

Our subscription plans charge learners on a recurring basis, requiring us to comply with complex international, federal, and state laws and regulations related to automatic renewal, unfair competition, false advertising, and accessibility. These laws require us to make clear and conspicuous disclosures at the point of purchase, obtain the learner’s affirmative, express consent to recurring charges, provide a simple means to cancel subscriptions, and ensure our services are accessible to all users. Failure to comply with these requirements can result in significant penalties, including regulatory fines, third-party lawsuits, or other liabilities, and will require us to incur ongoing compliance costs.

Additionally, we have made, and will continue to make, certain contractual commitments to our content creators regarding legal and regulatory compliance, and failure to comply could result in breach of contract and indemnification claims and could cause damage to our reputation and impair our ability to grow our business and achieve profitability.

***Changes in spending and staffing policies or budget priorities for government funding or taxation of academic institutions and other education providers could result in reduced or delayed content development for our platform.***

Many of our content creators, including academic institutions and education providers, rely on government funding. Reductions, delays, or changes in such funding—such as cuts to grants or changes in U.S. federal budget priorities, DOE policies, or the tax status of academic institutions—could reduce their use of our platform or delay content development for our platform, any of which could cause us to lose learners, customers, and revenue. In the U.S., pressures on and uncertainty regarding the U.S. federal government budget, changes in spending and staffing policies and budgetary priorities, including proposed or future changes to the DOE, reductions in federal funding of academic institutions, and changes in the tax status of academic institutions, including due to legislation or executive orders, could negatively impact our content creators’ budgets or operations, and in turn, negatively impact our business, financial condition, and results of operations.

***While our degree programs are designed to align with guidance from a DOE “Dear Colleague” Letter, such guidance is not codified by statute or regulation and may be subject to change.***

As a condition of eligibility to participate in Title IV programs, each institution agrees not to “provide any commission, bonus, or other incentive payment based in any part, directly or indirectly, upon success in securing enrollments or the award of financial aid, to any person or entity engaged in student recruitment, admission activity, or in making decisions regarding the award of Title IV program funds.” The vast majority of our U.S.-based university partners, and some of our non-U.S. university partners, participate in Title IV programs. This incentive compensation rule generally prohibits incentive-based compensation for recruitment, admission, or enrollment of learners. However, in March 2011, the DOE issued clarifying guidance (Dear Colleague Letter, or “DCL”) interpreting the rule as permitting tuition revenue-sharing arrangements under the “bundled services exception.” Our degree programs rely on this exception to enter into tuition revenue-sharing agreements with Title IV participating university partners.

Our contractual arrangements with our U.S.-based university partners are intended to follow the bundled services exception in the DCL. However, ambiguity in the DCL and the incentive compensation rule creates a risk that the DOE or a court, including in a “whistleblower” claim under the federal False Claims Act, could disagree with our interpretation. If it is determined that our degree offerings do not meet the bundled services exception, we may be unable to enforce our right to collect revenue sharing from our university partners, and our partners may seek refunds of previously paid amounts. Even unfounded claims could cause reputational harm, cause us to incur significant defense costs, result in the termination of our agreements with Title IV participating university partners, and negatively impact our ability to enter into new agreements.

Further, because the bundled services exception is based on agency guidance through the DCL and is not codified by statute or regulation, it could be changed or removed without prior notice or the formal procedures required for agency

rulemaking. The U.S. Supreme Court’s decision in the *Loper Bright* case may also result in legal challenges or changes to the DCL and the bundled services exception. If the guidance is rescinded or amended, such changes may materially and adversely impact our business and operations as we may need to alter or replace the current tuition revenue-sharing models in our agreements with Title IV participating university partners.

We cannot provide assurance as to how a court would interpret or uphold the DCL exception. We also cannot predict the impact of a material reduction in the DOE’s workforce, or the DOE’s reorganization or elimination, on the DCL’s enforceability. If Congress, the DOE, or a court revises, removes, or invalidates the bundled services exception, we may need to change our degree offerings and renegotiate university partner agreements, which could adversely affect our business and operations.

***State legislation could negatively affect our degree programs.***

A perceived impairment in the DOE’s ability or desire to regulate higher education could result in increasing state legislation. For example, in 2024, Minnesota enacted a law prohibiting their public universities from entering into revenue share arrangements for marketing and recruiting services for their online programs, and Ohio now requires Ohio universities to disclose the existence of OPM contracts and for OPM-employed student recruiters to identify themselves as such. Other states, such as California, Florida, and New Jersey, have considered similar legislation. As a result, our current degree programs may be negatively affected by such state legislation, and we may need to make changes to our business model and renegotiate the terms of our university partner agreements with public universities located in such states. If we are unable to comply with the terms of such state legislation or negotiate terms with public universities acceptable under such state legislation, we may have to terminate our degree programs in those states, and our ability to generate revenue may be adversely affected.

***If we violate the misrepresentation rule, or similar federal and state regulatory requirements, we could face fines, sanctions, and other liabilities.***

Under our contracts with U.S.-based university partners, we must comply with DOE and comparable state regulations affecting our marketing activities, including the misrepresentation rule. The misrepresentation rule broadly prohibits employees or agents from making false or misleading statements about a university partner’s program, financial charges, or graduate employability. Violations by our employees or agents could harm our reputation, lead to termination of university partner agreements, and result in fines, penalties, injunctions or other remedies and require us to pay the fees associated with indemnifying an university partner from private claims or government investigations. Any such outcomes could have a material adverse effect on our business, financial condition, and results of operations.

***We are required to comply with the Family Educational Rights and Privacy Act (“FERPA”) for certain of our offerings, and failure to do so could harm our reputation and negatively affect our business.***

FERPA and other education laws generally prohibit institutions of higher education from disclosing personally identifiable information from a learner’s education records without the learner’s consent. Certain U.S.-based university degree and certificate partners, and Coursera for Campus customers and their learners may disclose to us information subject to these laws. Through our service contracts with such institutions, we are indirectly subject to FERPA and similar requirements. If we violate FERPA, it could result in a material breach of our agreements with one or more of our content creators and Coursera for Campus customers, which could harm our reputation. Further, in the event that we disclose learner information in violation of FERPA, the DOE could require a content creator to suspend our access to learner information for at least five years.

***We could face liability, or our reputation might be harmed, as a result of the activities of our customers, content creators, or learners for content on or accessible through our platform.***

Various articles or other third-party content may be posted to our platform by customers, content creators, or learners. The laws governing the fair use of these third-party materials are imprecise and determined case by case, making it difficult to implement clear institutional policies. As a result, we could face liability for the unauthorized duplication, distribution, or other use of this material. In addition, third parties may allege misappropriation, plagiarism, or similar claims related to content appearing on our platform. Any such claims, including claims of defamation, disparagement, negligence, breach of warranty, misappropriation, or personal harm, could subject us to costly litigation and impose a significant strain on our financial resources and management personnel, regardless of whether the claims have merit. Our liability insurance may not adequately cover these claims, and we may need to change or remove content, alter platform functionality, or pay

monetary damages. Furthermore, if inappropriate, offensive, or unlawful content is posted on our platform by customers, content creators, or learners, it could harm our reputation, lead to a loss of such users or creators, and potentially expose us to legal liability.

We rely on statutory and common-law frameworks and defenses, including the Digital Millennium Copyright Act of 1998 (“DMCA”), the Communications Decency Act of 1996 (“CDA”), and the fair-use doctrine in the U.S., as well as the Digital Services Act (“DSA”), the Digital Markets Act (“DMA”), and Article 17 of the EU Directive on Copyright in the Digital Single Market. However, differences between statutes, limitations on immunity, and evolving requirements in various jurisdictions may affect our ability to rely on these frameworks. Section 230 of the CDA, which provides certain legal protections to online platforms, has faced increasing litigation challenges and legislative proposals that may impact its scope. New regulatory regimes in the U.S., EU, and other countries may also increase potential liability for information or content available on our platform, or impose additional obligations to monitor such information or content, which could increase our costs.

***We are subject to government export and import controls and anti-corruption laws and regulations that could impair our ability to compete in international markets and subject us to liability if we are not in compliance with applicable laws.***

Our business activities are subject to U.S. export and import laws, including the U.S. Department of Commerce’s Export Administration Regulations and economic and trade sanctions administered by the U.S. Treasury Department’s Office of Foreign Assets Control. These laws restrict or prohibit transactions involving certain technology, goods, and services with embargoed or sanctioned countries, governments, persons, and entities. Other countries may also regulate the import of certain technology and may have or enact laws that limit our ability to provide learners and customers access to our platform or could limit our learners’ and customers’ ability to access or use our services in those countries.

Although we take precautions to prevent our platform from being provided in violation of such laws or economic sanctions, inadvertent violations may still occur. If we fail to comply with these laws and regulations, we and certain of our employees could be subject to civil or criminal penalties, including the possible loss of export privileges and fines. We may also be adversely affected through penalties, reputational harm, loss of access to certain markets, or otherwise. Many countries regulate the import and export of encryption and other technology, which may limit our ability to distribute our platform or could restrict our learners’ access to our platform in those countries. Changes in our platform, export and import regulations, or the imposition of sanctions, such as those on Russian parties and decisions to suspend activities in Russia, may prevent our international learners from utilizing our platform or, in some cases, prevent the export or import of our platform to certain countries, governments, or persons altogether. Any change in export or import regulations, economic sanctions, or related legislation or changes in the countries, governments, persons, or technologies targeted by such regulations, could result in decreased use of our platform by, or in our decreased ability to export or sell subscriptions to our platform to, existing or potential learners internationally, or could restrict our ability to acquire technology, services, or content. Any decreased use of our platform or limitation on our ability to export or sell our platform would adversely affect our business, results of operations, and financial results.

We are also subject to domestic and international anti-corruption laws, such as the U.S. Foreign Corrupt Practices Act and the U.K. Bribery Act, as well as other similar anti-bribery, anti-kickback, and anti-money laundering regulations. These laws and regulations generally prohibit companies, their employees, and their intermediaries from authorizing, offering, providing, and accepting improper payments or benefits for improper purposes. These laws also require that we keep accurate books and records and maintain compliance procedures designed to prevent any such actions. Although we take precautions to prevent violations of these laws and regulations, our exposure to violations increases as our international presence expands and as we increase sales and operations in foreign jurisdictions.

***We may become involved in claims, lawsuits, government investigations, and other proceedings that could adversely affect our business, financial condition, and results of operations.***

From time to time, we may be subject to claims, lawsuits, government investigations, arbitrations, and other proceedings including IP, privacy, commercial, employment, class action, securities, whistleblower, accessibility, advertising and marketing, consumer protection, and other litigation and claims, and government and other regulatory investigations and proceedings. For example, we were party to a class action lawsuit alleging certain violations of the Video Privacy Protection Act (“VPPA”) and have faced arbitration demands for alleged breach of the VPPA and other privacy laws. Additional allegations or litigation may arise against us in the future, including related to the VPPA and other privacy and consumer protection laws.

Litigation can be time-consuming, divert management's attention and resources, result in significant expenses or liability, or require changes to our business practices. In addition, litigation expenses and the timing of these expenses from period to period are difficult to estimate, subject to change, and could adversely affect our financial condition and results of operations. Because of the potential risks, expenses, and uncertainties of litigation, we may, from time to time, settle disputes, even where we have meritorious claims or defenses, by agreeing to settlement agreements. Any of the foregoing could adversely affect our business, financial condition, and results of operations. Refer to Note 9, *Commitments and Contingencies*, included in Part II, Item 8 of this Form 10-K for additional information.

### **Risks Related to Privacy, Cybersecurity, and Infrastructure**

***If personal, confidential, or otherwise sensitive information about our learners, customers, content creators, or their employees is disclosed, or if we, or our third-party providers, are subject to cyberattacks, use of our platform could be curtailed, we may be exposed to liability, and our reputation could suffer.***

Although we do not directly collect, transmit, and store financial information, such as credit cards and other payment information, except in very limited circumstances related to Enterprise customers, we utilize third-party payment processors who provide payment processing services on our behalf. We also collect and store certain personal information provided by our customers, content creators, learners, and potential learners, such as names, email addresses, and other data pertaining to their activity on our platform. The collection, transmission, and storage of such information is subject to stringent legal and regulatory obligations. Some of our third-party service providers, such as identity verification and payment processing providers, also regularly have access to personal information. In an effort to protect personal, confidential, or otherwise sensitive information, we rely on a variety of security measures, including encryption and authentication technology licensed from third parties. However, advances in computer capabilities, increasingly sophisticated tools and methods used by hackers and cyberterrorists, new discoveries in the field of cryptography, or other developments may result in our failure or inability to adequately protect this information. In addition, hackers have become increasingly more active in scamming or phishing attempts such as impersonating company personnel, customers' personnel, or content creators' personnel, in an effort to obtain personal information from learners or otherwise make inappropriate use of our platform, which could expose us to liability, reduce learner, customer, and content creator satisfaction with our platform, or cause reputational damage. For example, we have had several instances of users impersonating professors and inviting learners to off-platform forums in an effort to entice the learners to buy unrelated educational content.

Our platform is vulnerable to power outages, telecommunications failures, and catastrophic events, as well as computer viruses, worms, malicious code, break-ins, phishing attacks, denial-of-service attacks, ransomware, and other cyberattacks. Any of these incidents could lead to interruptions or shutdowns of our platform, loss or unauthorized disclosure of personal, confidential, or otherwise sensitive information. Cyberattacks could also result in the theft of our IP. As we gain greater global visibility, we may face a higher risk of being targeted by cyberattacks. Advances in computer capabilities, new technological discoveries, or other developments may result in cyberattacks becoming more sophisticated and more difficult to detect.

Failure or perceived failure by us to comply with our privacy or data protection legal obligations, or any security breach that impacts personal, confidential, or otherwise sensitive information, may result in government enforcement actions, litigation, or negative publicity and could cause learners to lose trust in us, which could have an adverse effect on our business. Furthermore, under the terms of our agreements with content creators and customers, and our primary legal obligations, we are responsible for the costs of investigating and disclosing security breaches. In addition to costs associated with investigating and fully disclosing a security breach in such instances, we could be subject to substantial costs to remedy the data breach, substantial monetary fines, or private claims by affected parties, and our reputation would likely be harmed.

Further, if we, or our third-party service providers, experience security breaches that result in platform performance or availability problems or the loss or unauthorized disclosure of personal, confidential, or otherwise sensitive information, our reputation and ability to maintain existing or attract new learners, customers, and content creators could be materially adversely affected. Learners could decline to enroll or stay enrolled in our content creators' programs, customers could terminate our agreements or stop paying for our services, and content creators could scale back their programs or elect to not renew their agreements. We could be subject to third-party lawsuits, regulatory fines, or other action or liability. Further, any reputational damage resulting from breach of our security measures could create distrust of our Company by prospective learners, customers, or content creators.

We, and our third-party service providers, may not have the resources or technical sophistication to anticipate or prevent all such cyberattacks. Moreover, techniques used to obtain unauthorized access to systems change frequently and may not be known until launched against us or our third-party service providers. Security breaches can also occur as a result of non-technical issues, including intentional or inadvertent breaches by our employees or our third-party service providers' employees or theft or loss of devices.

We expect to incur ongoing costs associated with the detection and prevention of security breaches and other security-related incidents. We may incur additional costs in the event of a security breach or other security-related incident. Any actual or perceived compromise of our systems or data security measures or those of third parties with whom we do business, or any failure to prevent or mitigate the loss of personal, confidential, or otherwise sensitive information and delays in detecting or providing notice of any such compromise or loss could negatively impact us. These security breaches could, among other things, disrupt our operations, harm the perception of our security measures, damage our reputation, cause some learners or content creators to decrease or stop their use of our platform or relationships with us, and could subject us to litigation, government action, increased transaction fees, regulatory fines or penalties, or other additional costs and liabilities that could harm our business, financial condition, and operating results.

We cannot be certain that our insurance coverage will cover or be adequate for data protection or cyber-related liabilities or loss of revenue if our platform is unavailable for any reason, that insurance will continue to be available to us on economically reasonable terms, or at all, or that any insurer will not deny coverage as to any future claim. The successful assertion of one or more large claims against us that exceed available insurance coverage or the occurrence of changes in our insurance policies, including premium increases or the imposition of large deductible or coinsurance requirements, could have a material and adverse effect on our business, including our financial condition, operating results, and reputation.

***Disruption to or failures of our platform could result in our content creators and learners becoming dissatisfied with our platform and could harm our reputation.***

The performance and reliability of our platform and the underlying technology are critical to our operations, reputation, and ability to attract and retain learners, customers, and content creators. We must provide our learners with the ability to access our platform on a frequent and reliable basis, and our content creators rely on the availability of our platform to offer their content online. Our platform is complex and relies on cloud infrastructure provided by third parties, and may contain defects, errors, or vulnerabilities, or may not perform as contemplated. These errors, defects, disruptions, breaches, or other performance problems with our platform could damage our, or our content creators', reputations, decrease learner, customer, or content creator satisfaction and retention, negatively impact our ability to attract new learners, customers, and content creators, and could result in large indemnity payments to them for losses suffered or incurred in connection with any such defects or errors on our platform, or other liabilities relating to or arising from our platform. In addition, sustained or recurring disruptions in our platform or its underlying technology could adversely affect our, or our content creators', compliance with applicable regulations and accrediting body standards.

Further, if we fail to accurately predict the rate or timing of our platform growth, we may be required to incur significant additional costs to maintain reliability. We also depend on the development and maintenance of the internet infrastructure, including maintenance of reliable internet networks with the necessary speed, data capacity, and security. If we experience failures in our technology infrastructure or do not expand our technology infrastructure successfully, then our ability to attract and retain learners, customers, and content creators, our growth prospects, and our business could suffer.

From time to time, we have experienced and expect to continue experiencing interruptions, delays, and outages in service and availability due to a variety of factors. These factors include infrastructure changes, human or software errors, website hosting disruptions, capacity constraints, and lack of network connectivity in one or more regions, which could affect the availability of services on our platform and prevent or inhibit our learners' ability to access or complete courses and programs on our platform. Our technology infrastructure is currently hosted in third-party data centers, and our platform and underlying technology is supported by multiple third-party providers. Any disruption in our third-parties' services or any failure of our third-party service providers to handle the demands of our platform could significantly harm our business and damage our reputation. We do not have control over their operations or their facilities, and these facilities may be vulnerable to damage or interruption from natural disasters, cybersecurity attacks, terrorist attacks, power outages, and similar events or acts of misconduct.

***If we do not maintain the compatibility of our learning management platform with third-party applications that our customers use, our revenue will decline.***

A number of our customers integrate our learning management platform with certain learning management systems or learning experience platforms using application programming interfaces for user management, usage reporting, and content listings, and we expect this number of customers to grow. The functionality and popularity of our platform depends, in part, on our ability to integrate our platform with third-party applications and software. Third-party application and software providers may change their features, restrict our access, or alter their usage terms in ways that could negatively affect us. Such changes could functionally limit or terminate our ability to use them in conjunction with our platform, which could negatively impact our offerings and harm our business. If we fail to integrate our platform with new third-party applications and software that our learners, customers, and content creators utilize, we may not be able to offer the functionality that they need, which would negatively impact our ability to generate revenue and adversely impact our business.

***Our payments system depends on third-party providers and is subject to evolving laws and regulations.***

We rely on third-party payment processors to manage learner and certain customer payments on our platform. These third-party service providers perform essential services such as card processing, currency exchange, identity verification, and fraud analysis. If these service providers do not perform adequately, terminate their relationships with us, refuse to renew their agreements on commercially reasonable terms, or impose additional requirements, we may need to find alternative payment processors. We may not be able to secure similar terms or replace such payment processors in an acceptable timeframe. Further, the software and services provided by our third-party payment processors may not meet our expectations, contain errors or vulnerabilities, be compromised, experience outages, or such processors may impose additional authentication, validation, or other requirements. Any of these risks could cause us to lose our ability to accept online payments, conduct other payment transactions, or make it difficult for our customers to make payments to us, any of which could make our platform less convenient and attractive and harm our ability to attract and retain learners, customers, and content creators. In addition, if these providers increase the fees they charge us, our operating expenses could increase.

Payment-related laws and regulations are complex and vary across different jurisdictions in the U.S. and globally, requiring us to spend significant time and effort to comply. Any failure or claim of our failure to comply, or any failure by our third-party service providers to comply, could cost us substantial resources, result in liabilities, or force us to stop offering certain third-party payment services. In addition, as we grow our international learner and customer base, we believe we will need to accommodate more local payment methods. As we expand the availability of new payment methods in the future, we may become subject to additional regulations and compliance requirements.

Further, through our agreement with our third-party credit card processors, we are indirectly subject to payment card association operating rules and certification requirements, including the Payment Card Industry Data Security Standard. We are also subject to rules governing electronic funds transfers. Any change in these rules and requirements could make it difficult or impossible for us to comply. If we fail to comply with these rules or requirements, we may be subject to additional fines and higher transaction fees and lose our ability to accept online payments, and our business and operating results could be adversely affected.

***Our business depends to a significant degree on continued access to the internet and mobile networks.***

Our learners, customers, and content creators rely on access to the internet and mobile networks to access our platform. Internet service providers may choose to disrupt or degrade access to our platform or increase the cost of such access. Internet service providers or mobile network operators could also attempt to charge us for providing access to our platform. In January 2018, the Federal Communications Commission (the “FCC”) released an order reclassifying broadband internet access as an information service, subject to certain provisions of Title I of the Communications Act. Among other things, the order eliminates rules adopted in 2015 that prohibited broadband providers from blocking, impairing, or degrading access to legal content, applications, services, or non-harmful devices, or engaging in the practice of paid prioritization (e.g., the favoring of some lawful internet traffic over other traffic in exchange for higher payments). The order was contested and affirmed in federal court, and the parties declined to appeal the decision to the Supreme Court. A number of states have also enacted or are considering legislation or executive actions that would regulate the conduct of broadband providers. Most recently, on January 2, 2025, the U.S. Court of Appeals for the Sixth Circuit struck down a rule by the FCC attempting to reclassify broadband as a regulated “telecommunications service” subject to the net neutrality rule. If the absence of net neutrality regulations leads to difficulties for our learners, customers, or content creators to access our platform, we can face increased costs, lose existing learners, customers, and content creators, face difficulties attracting new ones, and experience material and adverse impacts on our business and growth opportunities. Outside of the U.S.,

government regulation of the internet, including the idea of net neutrality, may be developing or non-existent. As a result, we could face discriminatory or anti-competitive practices that could impede our growth prospects, increase our costs, and harm our business.

***If the mobile solutions available to our learners, customers, and content creators are not effective, the use of our platform could decline.***

Learners and customers have been increasingly accessing our platform through our mobile app. The smaller screen size and reduced functionality associated with some mobile devices may make the use of our platform more difficult or our customers and content creators may believe that online learning through such mobile devices is not effective. Learners accessing our network primarily on mobile devices may not enroll in our content or programs as often as those accessing our platform through personal computers, which could result in less revenue for us. If we are not able to provide our customers and content creators with the functionality to deliver a rewarding experience on mobile devices, their ability to attract learners to their programs may be harmed and, consequently, our business may suffer.

As new mobile devices and features are released, we may encounter problems in developing or supporting apps for them. In addition, supporting new devices and mobile device operating systems may require substantial time and resources.

The success of our mobile apps could also be harmed by factors outside our control, such as:

- actions taken by mobile app distributors;
- unfavorable treatment received by our mobile apps, especially as compared to competing apps, such as the placement of our mobile apps in a mobile app download store;
- increased costs in the distribution and use of our mobile app; or
- changes in mobile operating systems, such as iOS and Android, that degrade the functionality of our mobile website or mobile apps or that give preferential treatment to competitive offerings.

If our learners, customers, or content creators encounter difficulty accessing or using, or if they choose not to use, our mobile solutions, our growth prospects and our business may be adversely affected.

***Our use and processing of personal information and other data is subject to laws and obligations relating to privacy and data protection, and our failure to comply with such laws and obligations could harm our business.***

In the ordinary course of our business, and in particular in connection with merchandising our services to our learners, we collect, process, store, and use personal information and data supplied by learners. Numerous federal, state, and foreign laws, rules, and regulations govern privacy, data protection, and the collection, use, and protection of personal information and other types of data we collect, use, disclose, and otherwise process. These laws, rules, and regulations are constantly evolving, and we expect that there will continue to be new proposed laws, regulations, and industry standards concerning privacy, data protection, and information security in the U.S., the EU, and globally.

In the U.S., where applicable, the California Consumer Privacy Act (“CCPA”) grants California consumers rights to access, delete, and opt out of the sale of their personal information, while imposing operational requirements on businesses. The California Privacy Rights Act (“CPRA”) amended the CCPA in 2023 and increased compliance obligations and associated costs for businesses. The CPRA introduced new obligations on businesses, including for handling sensitive personal information and offering opt-outs for cross-context behavioral advertising, and established a dedicated state agency for enforcement. Additionally, numerous other U.S. states have passed privacy laws, and there are a number of additional proposals for U.S. federal and state privacy laws that could increase our potential liability, add layers of complexity to compliance in the U.S. market, increase our compliance costs, and adversely affect our business. In addition, all 50 states have laws, including obligations to provide security breach notifications of computer databases that contain personal information to affected individuals, state officers, and others. Aspects of these U.S. state privacy laws and other laws and regulations relating to data protection, privacy, and information security, as well as their enforcement, remain unclear, and we may be required to modify our practices in an effort to comply with them.

Where applicable, the EU General Data Protection Regulation and the UK General Data Protection Regulation (together, “GDPR”) impose stringent data protection requirements on businesses. The GDPR is wide-ranging in scope and imposes numerous requirements on companies that process personal information subject to the GDPR. These requirements include ensuring that lawful bases exist for all processing of personal information, providing information to individuals about these

processing activities, implementing safeguards to protect the security of personal information, notifying data protection authorities and impacted individuals about security breaches impacting personal information in certain circumstances, and implementing certain measures (including contractual obligations) when engaging processors of personal information or implementing appropriate safeguards for certain cross-border transfers of personal information. The GDPR also provides individuals with various rights in respect of their personal information, including rights of access, erasure, portability, rectification, restriction, and objection. Complying with the GDPR remains an onerous and potentially costly obligation as interpretations of the specific requirements emerge through the courts, enforcement decisions, and regulatory guidance. The European Commission issued an adequacy decision in respect of the EU-U.S. Data Privacy Framework (the “Framework”) on July 10, 2023, permitting organizations certified under the Framework to transfer personal information from the EU to U.S. without additional transfer mechanisms. The Framework also applies to transfers from the UK to the U.S. as of October 12, 2023. While we are certified under the Framework, legal challenges to the validity of the Framework have been lodged in the EU, with further challenges expected.

Data privacy laws, rules, and regulations in other countries may also impact our business, such as laws in the People’s Republic of China, Singapore, Brazil, and India.

Furthermore, future laws, rules, and regulations with respect to AI in the U.S. or internationally may significantly impact our business. In March 2024, the European Commission adopted the Artificial Intelligence Act (“AI Act”), which has rolling deadlines with full effect of all provisions by 2027. The AI Act will introduce significant compliance obligations and regulatory fines for breaches on all operators of AI systems. A particular risk of the AI Act is the potential classification of certain uses of AI systems in an educational context as high risk, significantly increasing the compliance burden associated with running such AI systems and which may bring into question the feasibility of operating AI systems for certain use cases.

We cannot yet fully determine the impact that these or future laws, rules, and regulations may have on our business or operations. These laws, rules, and regulations may be inconsistent from one jurisdiction to another, subject to differing interpretations, and may be interpreted to conflict with our practices.

Additionally, we may be bound by contractual requirements applicable to our collection, use, processing, and disclosure of various types of data, including personal information, and may be bound by, or voluntarily comply with, self-regulatory or other industry standards relating to these matters. Any failure or perceived failure by us or any third parties with which we do business to comply with these laws, rules, and regulations, or with other obligations to which we or such third parties are or may become subject, may result in actions against us by government entities or private claims and litigation. For example, in 2023 a class action lawsuit alleging certain violations of the VPPA was filed against us, which was dismissed with prejudice after the parties agreed to a mutual release of claims without monetary settlement in January 2025. Any such action may subject us to substantial legal and other costs, may require substantial time and resources to defend, may result in fines, penalties, or other liabilities, and likely would damage our reputation and adversely affect our business and operating results. In many jurisdictions, enforcement actions and consequences for non-compliance with protection, privacy, and information security laws and regulations are rising. In the U.S., possible consequences for non-compliance include enforcement actions in response to rules and regulations promulgated under the authority of federal agencies, state attorneys general, legislatures, and consumer protection agencies. In the EU, data protection authorities may impose large penalties for violations of the data protection laws, including potential fines of up to €20 million or 4% of annual global revenue, whichever is greater. Data protection authorities have shown a willingness to impose significant fines on businesses and issue orders preventing them from processing personal information. Individuals and consumer associations also have a right of action to lodge complaints with data protection authorities, seek judicial remedies, and obtain compensation for damages resulting from violations of applicable data protection laws. In addition, privacy advocates and industry groups have regularly proposed, and may propose in the future, self-regulatory standards that may legally or contractually apply to us. If we fail to follow these standards, even if no learner information is compromised, we may incur significant fines or other costs.

Further, in view of new or modified federal, state, or foreign laws and regulations, industry standards, contractual obligations, and other legal obligations, or any changes in their interpretation, we may find it necessary or desirable to fundamentally change our business activities and practices or to expend significant resources to modify our services, and otherwise adapt to these changes. We may be unable to make such changes and modifications in a commercially reasonable manner or at all, and our ability to develop new features could be limited. Privacy, data protection, and information security concerns, whether valid or invalid, may inhibit the use and growth of our platform, particularly in certain foreign countries.

***Our use of social media, emails, push notifications, and text messages in ways that do not comply with applicable laws and regulations, may lead to the loss or infringement of IP, result in unintended disclosure, harm our reputation, or subject us to fines or other penalties.***

We use social media, emails, push notifications, and text messages as part of our omnichannel marketing approach. As laws and regulations evolve to govern the use of these channels, the failure by us, our employees, our content creators, or third parties acting at our direction to comply with these laws and regulations could adversely affect our reputation or subject us to fines or other penalties. In addition, our employees, our content creators, or third parties acting at our direction may knowingly or inadvertently make use of social media in ways that could lead to the loss or infringement of IP, as well as the public disclosure of proprietary, confidential, or sensitive personal information of our business, employees, learners, customers, content creators, or others. Information concerning us, our learners, customers, or content creators, whether accurate or not, may be posted on social media platforms at any time and may have an adverse impact on our brand, reputation, or business. The harm may be immediate without affording us an opportunity for redress or correction and could have a material adverse effect on our reputation, business, operating results, financial condition, and prospects.

### **Risks Related to Intellectual Property**

***Any failure to obtain, maintain, protect, or enforce our IP and proprietary rights could impair our ability to protect our proprietary technology and our brand and could materially harm our business.***

We rely on a combination of IP rights, contractual protections, and other practices to protect our brand, proprietary information, technologies, and processes. We primarily rely on patent, copyright, trademark, and trade secret laws to protect our proprietary technologies and processes, including key algorithms. Others may independently develop or acquire similar technologies or processes. Such independently developed similar technologies or processes may not be infringing technology, and we might not be able, or may decide not to, pursue enforcement action, which may allow third parties to provide a service similar to ours and could harm our competitive position. Our principal trademark assets include the registered trademark “Coursera” and our logos and taglines. We also hold the rights to the “Coursera.org” internet domain name and various related domain names, which are subject to global internet regulatory bodies and laws. If we are unable to protect our trademarks or domain names, our brand recognition and reputation would suffer, we would incur significant expense establishing new brands, and our operating results would be adversely impacted. We cannot guarantee that pending patent applications will result in patents that provide effective protection. Even issued patents may be circumvented or challenged before the U.S. Patent and Trademark Office. In addition, we cannot assure you that every significant feature of our technology and services will be protected by any patent or patent application. Further, to the extent we pursue patent protection for our innovations, patents we may apply for may not be issued, and issued patents may not provide us with any competitive advantages. There can be no assurance that any patents we obtain will adequately protect our inventions or survive a legal challenge, as the legal standards relating to the validity, enforceability, and scope of protection of patent and other IP rights are uncertain.

Third parties may challenge or infringe on our patents, copyrights, trademarks, and other IP and proprietary rights owned or held by us. We may be required to spend significant resources to monitor and protect our IP rights, and our efforts may not be sufficient. Even if we do detect violations, enforcement, including litigation, could be time-consuming and expensive, diverting management’s attention and potentially leading to defenses and counterclaims. If we are unable to cost-effectively protect or enforce our IP rights, then our business could be harmed. An adverse decision in any of these legal actions could limit our ability to assert our IP or proprietary rights, limit the value of our IP or proprietary rights, or otherwise negatively impact our business, financial condition, and results of operations. If the protection of our IP and proprietary rights is inadequate to enforce and prevent use or misappropriation by third parties, the value of our brand and other intangible assets may be diminished, competitors may be able to more effectively mimic our service and methods of operations, the perception of our business and service to customers and potential customers may become confused in the marketplace, and our ability to attract customers may be adversely affected.

In addition, the development of sophisticated AI technologies creates new avenues for potential infringement of our or our content creators’ IP rights. There is a risk that third parties may use our content, data sets, or other proprietary materials without our authorization to “train” AI applications. Such unauthorized use could also create derivative works that may or may not infringe on our IP or that of our content creators. Conversely, we may face claims alleging that our own use of AI technologies infringes on the IP rights of others. Navigating this evolving legal landscape could be costly, divert significant management attention, or harm our business.

***We may be subject to IP claims, which are extremely costly to defend, could require us to pay significant damages, and could limit our ability to use certain technologies in the future.***

Companies in the technology industry frequently face litigation for alleged infringement or other violations of IP rights. We periodically receive notices claiming we have infringed, misappropriated, or misused other parties' IP rights. As our public recognition grows, the risk of facing IP claims increases. Any IP claims against us, with or without merit, could be time consuming and expensive to settle or litigate and could divert the attention of our management. Litigation regarding IP rights is inherently uncertain due to the complex issues involved, and we may not be successful in defending ourselves in such matters.

In addition, some of our competitors have extensive portfolios of issued patents and significant resources to enforce their IP rights. Any claims successfully brought against us could subject us to significant liability for damages, and we may be required to stop using technology or other IP alleged to be in violation of a third party's rights. We also might be required to license, or we may decide to forgo litigation and seek a license to, third-party IP. Even if a license is available, we could be required to pay significant royalties or submit to unreasonable terms, which would increase our operating expenses. We may also be required to develop alternative non-infringing technology, which could require significant time and expense. If we cannot license or develop technology for any allegedly infringing aspect of our business, we would be forced to limit our service and may be unable to compete effectively. Any of these results could harm our business.

***Confidentiality agreements with employees and others may not adequately prevent disclosure of trade secrets and proprietary information.***

We have devoted substantial resources to the development of our IP and proprietary rights. In order to protect our IP and proprietary rights, we rely in part on confidentiality agreements with our employees, licensees, independent contractors, and other advisors. These agreements may not effectively prevent disclosure of confidential information and may not provide an adequate remedy in the event of unauthorized disclosure of confidential information. In addition, others may independently discover trade secrets and proprietary information, and in such cases, we could not assert any trade secret rights against such parties. Costly and time-consuming litigation could be necessary to enforce and determine the scope of our proprietary rights, and failure to obtain or maintain trade secret protection could adversely affect our competitive business position.

***Our use of open source software ("OSS") could negatively affect our ability to offer our solutions and subject us to possible litigation.***

A substantial portion of our platform and our solutions incorporate OSS, and we may incorporate additional OSS in the future. OSS is generally freely accessible, usable, and modifiable. Certain OSS licenses may, in certain circumstances, require us (i) to offer our solutions that incorporate OSS for no cost, (ii) to make available source code for modifications or derivative works we create based upon incorporating or using OSS; and (iii) to license such modifications or derivative works under the terms of the particular OSS license. Our efforts to monitor use of OSS, including our use of third-party software that has incorporated certain types of OSS into the software we license from such third party without our knowledge, may not be successful for ensuring compliance with such OSS licenses. If an author or other third party that distributes OSS we use were to allege non-compliance with the license conditions, we may incur significant legal expenses defending against such allegations. We could also be required to disclose our proprietary code and could be subject to significant damages. This could include injunctions preventing us from offering our solutions that contain the OSS, or being required to comply with one or more license conditions, including paying substantial licensing fees for the continued use of such OSS. Any of these outcomes could disrupt our ability to offer the affected solutions. We could also be subject to suits by parties claiming ownership of what we believe to be OSS. Litigation could consume management's time and attention, be costly for us to defend, and have a negative effect on our operating results and financial condition.

***Individuals that appear in content hosted on our platform may claim violation of their rights.***

Instructors and learners featured in video segments hosted on our platform may claim that we did not obtain proper assignments, licenses, consents, and releases for using their likenesses, images, or other contributed content. Although our content creators are contractually required to secure these rights for their course material, we cannot be certain that they have done so. Moreover, the laws governing rights of publicity and privacy, and the laws governing instructor ownership of educational content, are imprecise and adjudicated on a case-by-case basis, such that the enforcement of agreements to transfer the necessary rights is unclear. As a result, we could incur liability to third parties for the unauthorized duplication, display, distribution, or other use of this material. Any such claims could subject us to costly litigation and impose a

significant strain on our financial resources and management personnel, regardless of whether the claims have merit. Our various liability insurance coverages may not cover potential claims of this type adequately or at all, and we may be required to alter or cease our use of such material, which may include changing or removing content from courses, or to pay monetary damages. Moreover, claims by instructors and learners could damage our reputation, regardless of whether such claims have merit.

## **Risks Related to Tax, Accounting, and Operations**

### ***We are subject to taxation in multiple jurisdictions.***

We are a U.S.-based multinational company subject to tax in multiple U.S. and foreign tax jurisdictions. Significant judgment is required in determining our global provision for income taxes, deferred tax assets or liabilities and in evaluating our tax positions on a worldwide basis. While we believe our tax positions are consistent with the tax laws in the jurisdictions in which we conduct our business, it is possible that these positions may be challenged by jurisdictional tax authorities, which may have a significant impact on our global provision for income taxes. We re-examine and evaluate tax laws globally, and take into account new laws and interpretations of the laws for financial statement purposes in the quarter or year that they become applicable. Tax authorities are increasingly scrutinizing the tax positions of companies. These changes and scrutiny could have a materially adverse impact on our business, results of operations and cash flows.

### ***Amendments to existing tax laws, rules, or regulations or enactment of new unfavorable tax laws, rules, or regulations could have an adverse effect on our business and operating results.***

Many of the underlying laws, rules, and regulations imposing taxes and other obligations were established before the growth of the internet and e-commerce. U.S. federal, state, local, and foreign taxing authorities are currently reviewing the appropriate treatment of companies engaged in e-commerce and considering changes to existing tax or other laws that could levy sales, income, consumption, use, or other taxes relating to our activities, and/or impose obligations on us to collect such taxes. If such tax or other laws, rules, or regulations are amended, or if new laws, rules, or regulations are enacted, the results could increase our tax payments or other obligations, prospectively or retrospectively, subject us to interest and penalties, decrease the demand for our services if we pass on such costs to our learners, customers, or content creators, result in increased costs to update or expand our technological or administrative infrastructure, or effectively limit the scope of our business activities if we decided not to conduct business in particular jurisdictions. As a result, these changes may have a material adverse effect on our business, results of operations, financial condition, and prospects.

### ***Our ability to use our net operating loss (“NOL”) carryforwards and certain other tax attributes may be limited.***

We have incurred substantial federal NOLs during prior periods. NOLs may carry forward to offset future taxable income; however, they could expire unused and be unavailable to offset future income tax liabilities. Specifically, the Tax Cuts and Jobs Act imposes certain limitations on the deduction of NOLs generated in tax years that began on or after January 1, 2018, including a limitation on use of NOLs to offset only 80% of taxable income and the disallowance of NOL carrybacks. Although NOLs generated in tax years before 2018 may still be used to offset future income without limitation, the recent legislation, among other regulatory and economic changes, may limit our ability to use our NOLs to offset any future taxable income. Our NOLs may similarly expire under state laws. In addition, under the rules of Sections 382 and 383 of the Internal Revenue Code of 1986, as amended, if a corporation undergoes an “ownership change”, generally defined as a greater than 50% change (by value) in its equity ownership over a three-year period, the corporation’s ability to use its NOLs and other pre-change tax attributes to offset its post-change taxable income or taxes may be limited. The applicable rules generally operate by focusing on changes in ownership among stockholders considered by the rules as owning, directly or indirectly, 5% or more of the stock, as well as changes in ownership arising from new issuances of stock by the company. As a result of these rules, in the event that we experience one or more ownership changes as a result of future transactions in our stock, we may be limited in our ability to use our NOL carryforwards to offset our future taxable income, if any.

### ***Our reported results of operations may be adversely affected by changes in generally accepted accounting principles.***

Generally accepted accounting principles in the U.S. are subject to interpretation by the Financial Accounting Standards Board, the U.S. Securities and Exchange Commission (“SEC”), and various bodies formed to promulgate and interpret accounting principles. A change in these principles or interpretations could have a significant effect on our reported results of operations and could affect the reporting of transactions completed before the effective date of the change. It is difficult

to predict the impact of future changes to accounting principles or our accounting policies, any of which could negatively affect our reported financial position or results of operations.

***If our internal control over financial reporting (“ICOFR”) or our disclosure controls and procedures are not effective, we may not be able to accurately report our financial results, prevent fraud, or file our periodic reports in a timely manner, which may cause investors to lose confidence in our reported financial information and may lead to a decline in our stock price.***

We are required to comply with the auditor attestation requirements of Section 404 of the Sarbanes-Oxley Act (“SOX”). In addition, our independent registered public accounting firm is required to annually attest to the effectiveness of our ICOFR. SOX requires that we maintain effective ICOFR and disclosure controls and procedures. In particular, on an ongoing basis, we must perform system and process evaluations, document our controls, and perform testing of our key controls over financial reporting to allow management and our independent public accounting firm to report on the effectiveness of our ICOFR. If we are not able to comply with SOX requirements, or if we, or our independent public accounting firm, identify deficiencies in our ICOFR that are deemed to be material weaknesses, our stock price would likely decline, and we could be subject to lawsuits, sanctions, or investigations by regulatory authorities, which would require additional financial and management resources.

We may encounter difficulties in the timely and accurate reporting of our financial results, which would impact our ability to provide our investors with information in a timely manner. As a result, our investors could lose confidence in our reported financial information, and our stock price could decline.

***Our operations as a public company require substantial costs and substantial management attention, and we may not be able to manage our operations as a public company effectively or efficiently.***

As a public company, we incur significant legal, accounting, and other expenses. Our management team and other personnel devote a substantial amount of time to, and we may not effectively, or efficiently manage our operations as a public company. For example, we are subject to the reporting requirements of the Exchange Act, the applicable requirements of SOX and the Dodd-Frank Wall Street Reform and Consumer Protection Act, and the rules and regulations of the SEC and the New York Stock Exchange. If, notwithstanding our efforts to comply with these laws, regulations, and standards, we fail to comply, regulatory authorities may initiate legal proceedings against us, and our business may be harmed. Further, failure to comply with these rules might make it more difficult for us to obtain some types of insurance, including director and officer liability insurance, and we might be forced to accept reduced policy limits and coverage or incur substantially higher costs to obtain the same or similar coverage. The impact of these events could also make it more difficult for us to attract and retain qualified persons to serve on our Board, on committees of our Board, or as members of senior management. As such, we invest resources to comply with evolving laws, regulations, and standards. This investment results in increased general and administrative expenses.

If we are unable to recruit and retain skilled accounting and finance personnel, the quality and timeliness of our financial reporting may suffer, which could result in the identification of material weaknesses in our internal controls. Any consequences resulting from inaccuracies or delays in our financial reports filed with the SEC could cause our stock price to decline and could harm our business, financial condition, and results of operations.

## **Risks Related to Our Common Stock**

***Our stock price has been volatile in the past and may be volatile in the future, and you may lose all or part of your investment.***

Our stock price has been volatile in the past and may be volatile in the future, and it has experienced declines in the past and may experience future declines. As a result, you may not be able to resell your shares at or above the price at which your shares were acquired. Our stock price and its trading volume could fluctuate significantly in response to numerous factors, many of which are beyond our control, including:

- variations in our operating results and other financial and operational metrics, including the key financial and operating metrics disclosed in this Form 10-K, as well as how those results and metrics compare to analyst and investor expectations;
- speculation in the market about our operating results;

- the financial projections we may provide to the public, any changes in these projections, or our failure to meet these projections;
- failure of securities analysts to initiate or maintain coverage of us, changes in financial estimates or ratings by any securities analysts who follow us, or our failure to meet these estimates or investor expectations;
- events or factors resulting from global health crises, war or other outbreak of hostilities, geopolitical tensions, acts of terrorism, responses to these events, or the perception that any such factors or events may occur;
- announcements of new services or enhancements, strategic alliances or significant agreements, or other developments by us or our competitors;
- announcements by us or our competitors of mergers or acquisitions or rumors of such transactions involving us or our competitors;
- changes in management, other key personnel, or our Board;
- disruptions in our platform due to hardware, software, network problems, security breaches, or other issues;
- the strength of the global economy or the economy in the jurisdictions in which we operate, and market conditions in our industry and those affecting our content creators and learners;
- trading activity by our principal stockholders, and other market participants, in whom ownership of our common stock may be concentrated;
- market perception of, or reaction to, our restructuring and expense reduction initiatives;
- price and volume fluctuations, and general volatility, in the overall stock market;
- the performance of the equity markets in general and in our industry;
- the operating performance of other similar companies;
- actual or anticipated developments in our business, our competitors' businesses, or the competitive landscape generally;
- new laws or regulations, new interpretations of existing laws, or regulations applicable to our business;
- litigation or other claims against us;
- the number of shares of our common stock that are available for public trading; and
- any other factors discussed in this Form 10-K.

In addition, if the market for technology stocks, education stocks, or the stock market in general experiences a loss of investor confidence, whether due to any of the foregoing factors or otherwise, our stock price could decline for reasons unrelated to our business, results of operations, or financial condition. Our stock price might also decline in reaction to events that affect other companies, even if those events do not directly affect us. These broad market fluctuations, as well as general economic, political, and market conditions, such as recessions or inflation, may cause declines in our stock price, and you may not realize any return on your investment in us and may lose some or all of your investment.

Some companies that have experienced volatility in their stock price have been the subject of securities class action litigation. If we are the subject of such litigation, it could result in substantial costs and could divert our management's attention and resources, which could adversely affect our business.

In addition, we grant equity awards to employees, directors, and other service providers pursuant to our equity incentive plans (refer to Note 11, *Employee Benefit Plans*, included in Part II, Item 8 of this Form 10-K for details on shares of common stock issuable upon exercise of stock options or vesting of restricted and performance stock units). Eligible employees may purchase shares of common stock semi-annually at a discount under our employee stock purchase plan. Sales of stock by these equity holders, or the perception that such sales could occur, could negatively impact our stock price. Additionally, future issuances of common stock, convertible securities, or other equity could dilute current investors and potentially cause our stock price to decline. New investors in such issuances could also receive rights senior to those of existing common stockholders.

***Our actual operating results may not meet our guidance or analyst or investor expectations, which would likely cause our stock price to decline.***

From time to time, we have released and may continue to release guidance in our earnings releases, earnings conference calls, or otherwise, regarding our expectations for future performance as of the date of release. If given, this guidance, which will include forward-looking statements, will be based on management's projections. Projections are based upon a number of assumptions and estimates that, while presented with numerical specificity, are inherently subject to significant business, economic, and competitive uncertainties and contingencies, many of which are beyond our control. The principal reason that we expect to continue to release guidance is to provide a basis for our management to discuss our business outlook with analysts and investors. With or without our guidance, analysts and investors may publish or otherwise have expectations regarding our business, financial condition, and results of operations, for which we do not accept any responsibility. Guidance is necessarily speculative in nature, and it can be expected that some or all of the assumptions of the guidance furnished by us or analysts will not materialize or will vary significantly from actual results. If our actual performance does not meet or exceed our guidance or analyst or investor expectations, our stock price is likely to decline.

***We do not intend to pay dividends on our common stock for the foreseeable future, so any returns on your investment will be limited to changes in the value of our common stock.***

We have never declared or paid any dividends on our common stock. We currently anticipate that we will retain future earnings for the development, operation, and expansion of our business and do not anticipate declaring or paying any dividends for the foreseeable future. In addition, if we were to enter into loan or similar agreements in the future, these agreements may contain restrictions on our ability to pay dividends or make distributions. Any return to stockholders will therefore be limited to the increase, if any, in our stock price, which may never occur.

***Anti-takeover provisions in our charter documents and under Delaware law could make an acquisition of our Company more difficult, limit attempts by our stockholders to replace or remove our current management, and reduce our stock price.***

Provisions in our amended and restated certificate of incorporation and bylaws, may have the effect of delaying or preventing a change of control or changes in our management. Our amended and restated certificate of incorporation and bylaws include provisions that:

- authorize our Board to issue, without further action by the stockholders, shares of undesignated preferred stock with terms, rights, and preferences determined by our Board that may be senior to our common stock;
- require that any action to be taken by our stockholders be effected at a duly called annual or special meeting and not by written consent;
- specify that special meetings of our stockholders can be called only by our Board, the Chairman of our Board, our President, or our Chief Executive Officer;
- establish an advance notice procedure for stockholder proposals to be brought before an annual meeting, including proposed nominations of persons for election to our Board;
- establish that our Board is divided into three classes, with each class serving three-year staggered terms;
- prohibit cumulative voting in the election of directors;
- provide that our directors may be removed only for cause;
- provide that vacancies on our Board may be filled by a majority of directors then in office, even if less than a quorum; and
- require the approval of our Board or the holders of at least 66 2/3% of our outstanding shares of capital stock to amend our bylaws and certain provisions of our certificate of incorporation.

These provisions may frustrate or prevent any attempts by our stockholders to replace or remove our current management by making it more difficult for stockholders to replace members of our Board, which is responsible for appointing the members of our management. In addition, because we are incorporated in Delaware, we are governed by the provisions of Section 203 of the Delaware General Corporation Law, which generally prohibits a Delaware corporation from engaging in a broad range of business combinations with any interested stockholder for a period of three years following the date on which such stockholder became an interested stockholder. Further, as a PBC, we may be less attractive as a takeover target

than a traditional company and, therefore, your ability to realize your investment through an acquisition may be limited. Any delay or prevention of a change of control transaction or changes in our management could cause our stock price to decline or could prevent or deter a transaction that you might support.

***The exclusive forum provision in our organizational documents may limit a stockholder's ability to bring a claim in a judicial forum that it finds favorable for disputes with us or any of our directors, officers, or other employees, which may discourage lawsuits with respect to such claims.***

Our amended and restated certificate of incorporation and bylaws provide that, unless we consent in writing to the selection of an alternative forum, to the fullest extent permitted by law, the Court of Chancery of the State of Delaware (or, if that court lacks subject matter jurisdiction, another federal or state court situated in the State of Delaware) shall be the sole and exclusive forum for (i) any derivative action or proceeding brought on our behalf, (ii) any action asserting a claim of breach of a fiduciary duty owed by any of our directors, officers, or other employees to us or our stockholders, (iii) any action asserting a claim arising pursuant to any provision of the Delaware General Corporation Law, our certificate of incorporation or our bylaws, or (iv) any action asserting a claim against us governed by the internal affairs doctrine. Our amended and restated charter and bylaws further provide that, unless we consent in writing to the selection of an alternative forum, the federal district courts are the sole and exclusive forum for the resolution of any complaint asserting a cause of action arising under the Securities Act.

Our amended and restated bylaws also provide that, to the fullest extent permitted by applicable law and unless we consent in writing to the selection of an alternative forum, the federal district courts of the U.S. will be the sole and exclusive forum for resolving any complaint asserting a cause of action arising under the Securities Act. The enforceability of similar exclusive federal forum provisions in other companies' organizational documents has been challenged in legal proceedings, and while the Delaware Supreme Court and certain other state courts have ruled that this type of exclusive federal forum provision is facially valid under Delaware law, there is uncertainty as to whether other courts would enforce such provisions and that investors cannot waive compliance with the federal securities laws and the rules and regulations thereunder. This exclusive federal forum provision would not apply to suits brought to enforce a duty or liability created by the Exchange Act or any other claim for which the federal courts of the U.S. have exclusive jurisdiction.

Any person or entity purchasing or otherwise acquiring any interest in our capital stock shall be deemed to have notice of and consented to the provisions of our amended and restated certificate of incorporation and bylaws described above. This choice of forum provision may limit a stockholder's ability to bring a claim in a judicial forum that it finds favorable for disputes with us or our directors, officers, or other employees, which may discourage such lawsuits against us and our directors, officers, or other employees. Alternatively, if a court were to find these provisions of our bylaws inapplicable to, or unenforceable in respect of, one or more of the specified types of actions or proceedings, we may incur additional costs associated with resolving such matters in other jurisdictions, which could adversely affect our business, financial condition, and results of operations and result in a diversion of the time and resources of our management and Board.

## **Risks Relating to Our Existence as a Public Benefit Corporation**

***Although we operate as a Delaware PBC, we cannot assure that we will achieve our public benefit purpose.***

As a Delaware PBC, we must operate in a responsible and sustainable manner, balancing our stockholders' pecuniary interests, the best interests of those materially affected by our conduct, and the public benefit identified in our certificate of incorporation. However, there is no assurance that we will achieve our public benefit purpose or realize the expected positive impact. Failure to do so could have a material adverse effect on our reputation, which in turn, may have a material adverse effect on our business, results of operations, and financial condition.

As a PBC, we are required to publicly report at least biennially on our overall public benefit performance and on our assessment of our success in achieving our specific public benefit purpose. If we are not timely, are unable to provide this report, or if the report is not viewed favorably by parties doing business with us or by regulators or others reviewing our credentials, our reputation and status as a PBC may be harmed.

***As a PBC, our focus on a specific public benefit purpose and producing a positive effect for society may negatively impact our financial performance.***

Unlike traditional Delaware corporations, whose directors have a fiduciary duty to focus exclusively on maximizing stockholder value, our directors have a fiduciary duty to consider not only stockholders' interests, but also the Company's

specific public benefit and the interests of other stakeholders affected by our actions. Therefore, we may take actions that we believe will be in the best interests of those stakeholders materially affected by our specific benefit purpose, even if those actions do not maximize our financial results. While our public benefit designation aims to provide an overall net benefit to us, our learners, customers, and content creators, it may lead to decisions and actions that do not prioritize income generation, and hence may affect distribution to our stockholders. Our pursuit of longer-term or non-pecuniary benefits may not materialize within the timeframe we expect or at all and may have a negative effect on any amounts available for distribution to our stockholders. Accordingly, being a PBC and complying with our related obligations could harm our business, results of operations, and financial condition, which in turn could cause our stock price to decline.

Additionally, as a PBC, we may be less attractive as a takeover target than traditional companies and, therefore, your ability to realize your investment through an acquisition may be limited. PBCs may also not be attractive targets for activists or hedge fund investors because new directors would still have to consider and give appropriate weight to the public benefit along with stockholder value, and stockholders can enforce this through derivative suits. Further, by requiring the boards of directors of PBCs to consider additional constituencies other than maximizing stockholder value, Delaware PBC law could potentially make it easier for a board to reject a hostile bid, even where the takeover would provide the greatest short-term financial yield to investors.

***Our directors have a fiduciary duty to consider not only our stockholders' interests, but also our specific public benefit and the interests of other stakeholders affected by our actions. If a conflict between such interests arises, there is no guarantee such a conflict would be resolved in favor of our stockholders.***

As a PBC, our directors have a fiduciary duty to consider not only the stockholders' interests, but also the company's specific public benefit and the interests of other stakeholders affected by the company's actions. Under Delaware law, directors are shielded from liability for breach of these obligations if they make informed and disinterested decisions that serve a rational purpose. Thus, unlike traditional Delaware corporations that must focus exclusively on stockholder value, our directors are not merely permitted, but obligated, to consider our specific public benefit and the interests of other stakeholders. In the event of a conflict between the interests of our stockholders and the interests of our specific public benefit or our other stakeholders, our directors must only make informed and disinterested decisions that serve a rational purpose; thus, there is no guarantee such a conflict would be resolved in favor of our stockholders, which could harm our business, results of operations, and financial condition, which in turn could cause our stock price to decline.

***Our focus on the long-term best interests of our Company as a PBC and our consideration of all of our stakeholders, including our stockholders, learners, customers, content creators, employees, the communities in which we operate, and other stakeholders that we may identify from time to time, may conflict with short- or medium-term financial interests and business performance, which may negatively impact our stock price.***

We believe that focusing on the long-term best interests of our Company as a PBC and our consideration of all of our stakeholders, including our stockholders, learners, customers, content creators, employees, the communities in which we operate, and other stakeholders we may identify from time to time, is essential to the long-term success of our Company and to long-term stockholder value. Therefore, we have made, and may in the future, make decisions that we believe are in the long-term best interests of our Company and our stockholders, even if such decisions may negatively impact the short- or medium-term performance of our business, results of operations, and financial condition or the short- or medium-term performance of our common stock. Our commitment to pursuing long-term value for the Company and its stockholders, potentially at the expense of short- or medium-term performance, may have a material adverse effect on our stock price, including making ownership of our common stock less appealing to investors who are focused on returns over a shorter time horizon. Our decisions and actions aimed at achieving long-term success and enhancing long-term stockholder value—such as improving platform trust and safety, altering community support delivery, strengthening relationships with learners, customers, content creators, and employees, introducing new offerings and services, investing in social impact initiatives, and adapting to regulatory changes—may not yield the anticipated long-term benefits. If these initiatives do not deliver the expected outcomes, our business, results of operations, financial condition, and our stock price could be materially adversely affected.

***As a PBC, we may be subject to increased derivative litigation concerning our duty to balance stockholder and public benefit interests, the occurrence of which may have an adverse impact on our financial condition and results of operations.***

Stockholders of a PBC (if they, individually or collectively, own the lesser of (i) two percent of the company's outstanding shares, or (ii) shares with a market value of \$2 million or more on the date the lawsuit is instituted) are entitled to file a

derivative lawsuit claiming the directors failed to balance stockholder and public benefit interests. Such derivative suits would be subject to the exclusive forum provision in our amended and restated certificate of incorporation, requiring them to be heard in the Delaware Chancery Court (or, if that court lacks subject matter jurisdiction, another federal or state court situated in the State of Delaware). This potential liability does not exist for traditional corporations. Therefore, we may be subject to the possibility of increased derivative litigation, which would require management's attention, and, as a result, may adversely impact our management's ability to effectively execute our strategy. Additionally, any such derivative litigation may be costly, which may harm our financial condition and results of operations.

***If we cannot maintain our company culture and public benefit commitment, our business could be harmed.***

We believe that our company culture has been critical to our success. In addition, we believe that our status as a PBC and our commitment to providing global access to flexible and affordable world-class learning that supports personal development, career advancement, and economic opportunity distinguish us from our competitors and promote a relationship founded on trust among our learners, customers, content creators, and employees. However, we face a number of challenges that may affect our ability to sustain our company culture, including:

- a need to identify, attract, reward, and retain people in leadership positions in our organization who share and further our culture, values, mission, and public benefit objectives;
- the increasing size and geographic diversity of our workforce, and our ability to promote an inclusive and consistent culture for all of our employees;
- the market perception about our public benefit objectives;
- competitive pressures that may divert us from our mission, vision, and values;
- the continued challenges of a rapidly evolving industry; and
- the increasing need to develop expertise in new areas of business that affect us.

If we are unable to maintain our company culture and demonstrate our commitment to our mission as a PBC, it could harm our business and reputation.

***If our publicly reported Certified B Corporation™ (“B Corp”) score declines, if we lose our certified B Corp status, or if we choose not to renew our B Corp certification, our reputation could be harmed and our business could suffer.***

We are certified as a B Corp through B Lab, which requires us to meet rigorous standards of social and environmental performance, accountability, and transparency. Our business model and brand could be harmed if we were to lose or if we were to choose not to renew our certification as a B Corp. We must undergo a reassessment every three years to maintain our B Corp certification, and we last completed such assessment in 2025. B Lab's certification requirements are subject to periodic changes and updates, including a recently-released proposed new framework, which if adopted in its present form, could make it more difficult to achieve certification. Whether due to our choice or our failure to meet B Lab's certification requirements, a loss of our certification could create a perception that we are more focused on financial performance and no longer as committed to the values expected of a B Corp. Likewise, our reputation could be harmed if our publicly reported B Corp score declines or if we take actions that are perceived to be misaligned with B Corp values.

**Risks Relating to our Combination and Merger Agreement with Udemy, Inc.**

***The Merger may not be completed, the Merger Agreement may be terminated in accordance with its terms, and failure to complete the Merger could negatively impact the price of shares of our common stock, as well as our future businesses and financial results.***

On December 17, 2025, we, Merger Sub and Udemy entered into the Merger Agreement, which provides for our combination with Udemy in an all-stock transaction. The Merger is subject to a number of conditions that must be satisfied or waived prior to the completion of the Merger. These conditions to the completion of the Merger may not be satisfied or waived in a timely manner or at all, and, accordingly, the Merger may be delayed or may not be completed.

If the Merger is not completed for any reason, our business and financial results may be adversely affected and, without realizing any of the benefits of having completed the Merger, we would be subject to a number of risks, including: (i) we may experience negative reactions from the financial markets, including negative impacts on the market price of our common stock, (ii) we may experience negative reactions from our learners, customers, partners, and other third parties with whom we do business, which in turn could affect our marketing operations or our ability to compete for new business

or obtain renewals in the marketplace more broadly, (iii) we may experience negative reactions from employees, (iv) we will still be required to pay certain significant costs relating to the Merger, such as legal, accounting, financial advisor and printing fees, and (v) we will have expended time and resources that could otherwise have been spent on our existing business and the pursuit of other opportunities that could have been beneficial to us, and our ongoing business and financial results may be adversely affected.

***The Merger Agreement limits our ability to pursue alternatives to the Merger, may discourage other companies from trying to acquire us and, in specified circumstances, could require us to pay Udemy a termination fee.***

The Merger Agreement contains provisions that may discourage a third party from submitting a proposal to acquire us that may be more beneficial to us and our stakeholders than the Merger or may result in a potential acquirer proposing to pay a lower per share price to acquire us than it might otherwise have proposed to pay. The Merger Agreement further provides that under specified circumstances, including after a change of recommendation by our board of directors and a subsequent termination of the Merger Agreement by Udemy in accordance with its terms, we may be required to pay Udemy a cash termination fee of \$40.5 million. In addition, if the Merger Agreement is terminated under specified circumstances and we enter into an agreement for or consummate an alternate transaction within one year following such termination, we may be required to pay Udemy a cash termination fee of \$40.5 million. Further, if the Merger Agreement is terminated under specified circumstances after the requisite approval of our stockholders is not obtained at our stockholder meeting, we may be required to pay Udemy a transaction expense reimbursement of \$8 million.

***Our business relationships may be subject to disruption due to uncertainty associated with the Merger, which could have a material effect on our business, financial condition, cash flows and results of operations.***

Parties with whom we do business may experience uncertainty associated with the Merger, including with respect to current or future business relationships following the Merger. Our business relationships may be subject to disruption as our customers, partners, and other third parties with whom we do business may attempt to delay or defer entering into new business relationships or negotiate changes in existing business relationships. These disruptions could have a material and adverse effect on our business, financial condition, cash flows and results of operations, regardless of whether the Merger is completed. The risk, and adverse effects, of any disruption could be exacerbated by a delay in completion of the Merger or termination of the Merger Agreement.

***Uncertainties associated with the Merger may cause a loss of our management personnel and other key employees, or impact our ability to attract or retain content creators, which could adversely affect our future business and operations.***

We depend on the experience and industry knowledge of our officers and other key employees to execute our business plans. Our success after the Merger will depend in part on our ability to retain key management personnel and other key employees. Our current and prospective employees may experience uncertainty about their roles following the Merger or other concerns regarding the timing and completion of the Merger or our operations following the Merger, any of which may have an adverse effect on our ability to retain or attract key management and other personnel, regardless of whether the Merger is completed. If we are unable to retain personnel, including our key management, who are critical to our future operations, we could face disruptions in our operations, loss of existing customers, loss of key information, expertise or know-how and unanticipated additional recruitment and training costs. In addition, the loss of key personnel could diminish the anticipated benefits of the Merger. No assurance can be given that we, following the Merger, will be able to retain or attract key management personnel and other employees to the same extent that we have previously been able to retain or attract our employees.

Additionally, our business depends in part on our ability to attract and retain content creators. If we are unable to retain or attract content creators, including as a result of uncertainty related to the Merger, we could face disruptions in our operations, loss of existing learners or customers and unanticipated additional costs. In addition, the loss of content creators could diminish the anticipated benefits of the Merger. No assurance can be given that we, following the Merger, will be able to retain or attract content creators to the same extent that we have previously been able to retain or attract our content creators.

***The Merger Agreement subjects us to restrictions on our business activities prior to the Effective Time.***

Under the Merger Agreement, we face several restrictions until the Merger is complete. We cannot enter into certain corporate transactions or take other specified actions without Udemy's consent. We must also use our reasonable best efforts to continue our business operations in the ordinary course. If the Merger's completion is delayed, these restrictions will continue to apply for a longer period, which could prevent us from pursuing attractive business opportunities that arise.

***We expect to incur significant costs in connection with the Merger, which may exceed the costs we anticipate.***

We have incurred and expect to continue to incur a number of non-recurring costs associated with negotiating and completing the Merger. These expenses have been, and will continue to be, substantial. The substantial majority of non-recurring expenses will consist of transaction costs related to the Merger and include, among others, employee retention costs, fees paid to financial, legal and accounting advisors, severance and benefit costs and filing fees. We will bear many of these costs even if the Merger is not completed.

***Litigation relating to the Merger, if any, could result in an injunction preventing the completion of the Merger and/or substantial expenses.***

Securities class action lawsuits and derivative lawsuits are often brought against public companies that have entered into acquisition, merger or other business combination agreements like the Merger Agreement. Even if such a lawsuit is without merit, defending against these claims can result in substantial costs and divert management time and resources. An adverse judgment could result in monetary damages, which could have a negative impact on our financial condition. Plaintiffs who sue us or our directors could seek injunctive or other equitable relief, including an order to rescind parts of the Merger Agreement or prevent the parties from consummating the Merger. One of the conditions to the closing of the Merger is that no injunction issued by a governmental entity of competent jurisdiction shall be in effect and no law shall have been enacted by any governmental entity of competent jurisdiction which prohibits or makes illegal the consummation of the Merger. Consequently, if a plaintiff is successful in obtaining an injunction prohibiting completion of the Merger, that injunction may delay or prevent the Merger from being completed within the expected timeframe or at all, which may adversely affect our business, financial condition, cash flows and results of operations.

***We may fail to realize all of the anticipated benefits of the Merger, or those benefits may take longer to realize than expected due to factors that may be outside our control or Udemy's control. We may also encounter significant difficulties in integrating Udemy.***

We may fail to realize the anticipated benefits of the proposed Merger, including, among other things, anticipated revenue and cost synergies, due to factors that may be outside either party's control. These factors include, but are not limited to, difficulties in integrating our and Udemy's businesses, greater than expected costs or dis-synergies, changes in laws or regulations or the implementation or interpretation of laws or regulation due to changes in government or general economic, political, legislative or regulatory conditions.

Both parties have operated and, until the completion of the Merger, will continue to operate, independently. The success of the Merger including anticipated benefits and cost savings, will depend, in part, on our ability to successfully integrate Udemy's operations and employees in a manner that results in various benefits and that does not materially disrupt existing customer relationships or materially decrease revenues due to loss of customers, as well as our ability to successfully integrate Udemy into our compliance systems and corporate culture. The costs of this integration may be greater than anticipated and the benefits thereof may take longer than expected to realize. The process of integrating operations could result in a loss of key personnel or cause an interruption of, or loss of momentum in, the activities of one or more of our businesses following the completion of the Merger. Inconsistencies in standards, controls, procedures and policies between us and Udemy could adversely affect us following the completion of the Merger. The diversion of management's attention and any delays or difficulties encountered in connection with the Merger and the integration of Udemy's operations could have an adverse effect on our business, financial condition, operating results and prospects.

An inability to realize the full extent of the anticipated benefits of the Merger, as well as any delays encountered in the integration process, could have an adverse effect on our revenues, levels of expenses and operating results following the completion of the Merger.

#### **Item 1B. Unresolved Staff Comments**

None.

#### **Item 1C. Cybersecurity**

We recognize the importance of assessing, identifying, and managing material risks associated with cybersecurity threats. To this end, we maintain an information security program designed to protect our information, intellectual property, and systems, including the data we host and maintain for our learners, customers, and partners in accordance with industry standards and best practices.

Our information security team is led by our Senior Vice President, Chief Technology Officer (“CTO”) and our Vice President, Information Security, who together have over 40 years of technology industry experience and expertise in information security, cybersecurity, and distributed systems. This team is responsible for our information security program and protocols, including managing and coordinating efforts to prevent, mitigate, detect, and remediate cybersecurity incidents, and escalating significant security risks or incidents to executive management.

We have data and cybersecurity protection and control policies to facilitate a secure environment for sensitive information and designed to ensure the availability of critical data and systems. The information security management system supporting our online learning platform has been independently certified to the International Organization for Standardization (“ISO”) / International Electrotechnical Commission 27001 standard. This standard is designed to promote risk management, cyber-resilience, and operational excellence with respect to an information security management system. Our online learning platform undergoes regular internal security testing, and we engage third-party providers to perform penetration and vulnerability tests. We conduct annual third-party audits on system security and availability, such as Systems and Organization Controls 2 Type 2 (“SOC 2”) attestation and ISO 27001 certification. Certain highly sensitive information, such as personally identifiable information (“PII”) about our learners in our online learning platform, is encrypted at rest and in transit using industry standards. We also require employees and contractors to undergo annual information security awareness training. In addition, to mitigate the financial impact of cybersecurity incidents, we maintain insurance to help cover losses resulting from such potential incidents.

We maintain a risk-based approach to identify and oversee cybersecurity risks, including risks presented by authorized service providers who have access to our systems or information. We have processes in place to assess and manage associated cybersecurity risks, which include conducting due diligence on the cybersecurity profile of the third party provider and, in cases where PII is shared, ongoing cybersecurity and privacy obligations that are documented in data processing agreements. Our online learning platform is hosted by major cloud-hosting providers, and we require such providers and other third parties that have access to PII or certain other highly sensitive data to be independently SOC 2 attested and/or ISO 27001 certified for the purpose that such service providers conform to our security standards.

Our board of directors is responsible for monitoring and assessing strategic risk exposure, and our audit committee has been designated with the responsibility of overseeing our technology and information security, including cybersecurity, policies and practices, and the internal controls regarding information security. Our CTO and Vice President, Information Security provide quarterly updates to the audit committee on these topics, as well as cybersecurity risk exposure and steps taken to monitor and mitigate such exposure. The board of directors receives reports from management on our information security and cybersecurity matters on an annual basis. In addition, our incident response process provides that our audit committee is notified in the event of a material cybersecurity incident.

Notwithstanding the foregoing efforts, there can be no assurance that the security measures we employ will prevent malicious or unauthorized access to our systems or information. Like many other businesses, we have experienced, and are continually subject to, cyberattacks. While these past cyberattacks have not materially affected us or, in our belief, are not reasonably likely to materially affect us, future cybersecurity incidents and threats may materially affect our business strategy, results of operations, or financial condition. For more information regarding our cybersecurity related risks, refer to our risk factors included in Part I, Item 1A of this Form 10-K.

## **Item 2. Properties**

Our headquarters are in Mountain View, California. All of our offices are leased, and we do not own any real property. We believe that our properties, which support all of our reportable segments, are in good operating condition and adequately serve our current business operations. We also anticipate that suitable additional or alternative space, including those under lease options, will be available at commercially reasonable terms for future expansion.

## **Item 3. Legal Proceedings**

For information regarding legal proceedings, refer to Note 9, *Commitments and Contingencies*, included in Part II, Item 8 of this Form 10-K, which is incorporated by reference into this Part I, Item 3.

## **Item 4. Mine Safety Disclosures**

None.

## PART II

### Item 5. Market for Registrant’s Common Equity, Related Stockholder Matters, and Issuer Purchases of Equity Securities

#### Market Price of Our Common Stock

Our common stock, \$0.00001 par value per share, is listed on the New York Stock Exchange, under the symbol “COUR” and began trading on March 31, 2021.

#### Holder of Record

As of February 13, 2026, there were 63 holders of record of our common stock. The actual number of holders of our common stock is greater than the number of record holders and includes stockholders who are beneficial owners, but whose shares are held in street name by brokers or by other nominees. The number of holders of record presented here also does not include stockholders whose shares may be held in trust by other entities.

#### Dividend Policy

We have never declared or paid cash dividends on our common stock. We do not anticipate declaring or paying, in the foreseeable future, any cash dividends on our common stock. We currently intend to retain all available funds and any future earnings to support our operations and finance the growth and development of our business. Any future determination related to our dividend policy will be made at the discretion of our board of directors and will depend upon, among other factors, our results of operations, financial condition, capital requirements, contractual restrictions, business prospects, and other factors our board of directors may deem relevant.

#### Recent Sales of Unregistered Equity Securities

None.

#### Issuer Purchases of Equity Securities

On April 26, 2023, our board of directors approved a share repurchase program with authorization to purchase up to \$95 million of our common stock, excluding commissions and fees. We funded these share repurchases with our existing cash and cash equivalents and completed the purchase authorization on May 7, 2024.

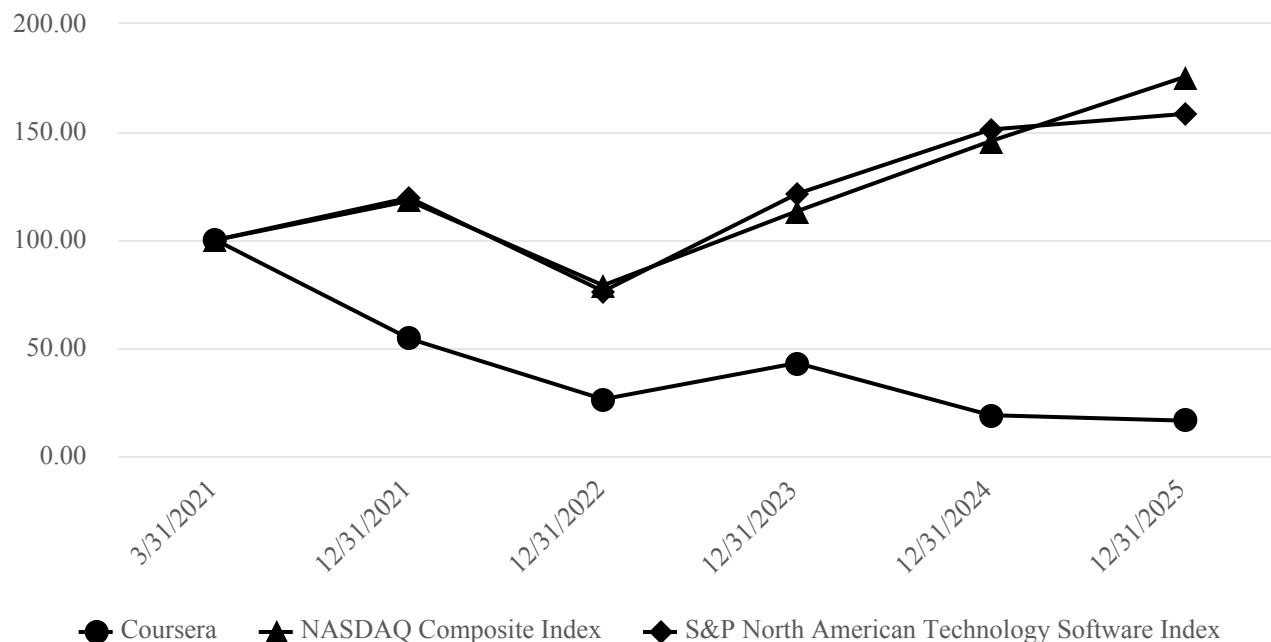
During the year ended December 31, 2024, we repurchased an aggregate of approximately 3.1 million shares of our common stock for \$36.7 million under the aforementioned program.

#### Stock Performance Graph

The graph below shows the cumulative total return to our stockholders since our IPO on March 31, 2021 through December 31, 2025, in comparison to the Nasdaq Composite Index and the S&P North American Technology Software Index, assuming an initial investment of \$100 and reinvestment of dividends, if any.

The stockholder return shown on the graph below represents past performance and is not indicative of, nor intended to forecast, future performance of our common stock.

### Comparison of Cumulative Returns



	Initial	December 31,				
		2021	2022	2023	2024	2025
Coursera	\$100.00	\$54.31	\$26.29	\$43.04	\$18.89	\$16.36
NASDAQ Composite Index	\$100.00	\$118.10	\$79.01	\$113.32	\$145.78	\$175.45
S&P North American Technology Software Index	\$100.00	\$119.57	\$76.27	\$121.37	\$151.15	\$158.39

This performance graph shall not be deemed “soliciting material” or to be “filed” for purposes of Section 18 of the Securities Exchange Act of 1934, as amended (the “Exchange Act”), or incorporated by reference into any of our other filings under the Securities Act of 1933, as amended, or the Exchange Act, except as shall be expressly set forth by specific reference in such filing.

#### Item 6. [Reserved]

Not applicable.

## Item 7. Management’s Discussion and Analysis of Financial Condition and Results of Operations

*The following section discusses the financial condition and results of operations of Coursera, Inc. and its subsidiaries (“Coursera,” the “Company,” “we,” “us,” or “our”) and should be read in conjunction with our Consolidated Financial Statements and related notes appearing elsewhere in this Annual Report on Form 10-K (“Form 10-K”). This discussion, particularly information with respect to our future results of operations or financial condition, business strategy and plans, and objectives of management for future operations, includes forward-looking statements that involve risks and uncertainties as described under the heading “Special Note Regarding Forward-Looking Statements” in this Form 10-K. You should review the disclosure under the heading “Risk Factors” under Part I, Item 1A in this Form 10-K for a discussion of important factors that could cause our actual results to differ materially from those anticipated in these forward-looking statements.*

### Organization of Information

Management’s discussion and analysis provides a narrative on our financial performance and condition that should be read in conjunction with the accompanying Consolidated Financial Statements. It includes the following sections:

- Overview
- Key Financial Results
- Recent Developments
- Factors Affecting Our Performance
- Impact of Macroeconomic Conditions
- Components of Results of Operations
- Results of Operations
- Liquidity and Capital Resources
- Key Business Metrics and Non-GAAP Financial Measures
- Critical Accounting Estimates
- Recent Accounting Pronouncements

In this section of the Form 10-K, we discuss our financial condition and results of operations for the years ended December 31, 2025 and 2024. Our financial condition and results of operations for the years ended December 31, 2024 and 2023 can be found in “Management’s Discussion and Analysis of Financial Condition and Results of Operations” in Part II, Item 7 of our Annual Report on Form 10-K for the fiscal year ended December 31, 2024 filed with the United States (“U.S.”) Securities and Exchange Commission (“SEC”) on February 24, 2025.

### Overview

Coursera operates a global online learning platform that connects an ecosystem of learners, content creators, organizations, and institutions. The platform offers high-quality educational content, credentials, and learning tools to support skills development and career advancement.

We partner with over 375 content creators, including universities and industry organizations, to create and distribute educational content that is modular, flexible, and affordable. As of December 31, 2025, the platform had approximately 197 million cumulative Registered Learners.

Coursera offers a range of learning products to meet diverse educational and professional development needs, including Guided Projects, industry micro-credentials, and accredited degree programs. We continue to invest in platform capabilities to enhance and scale the delivery of online education. Recent innovations include generative AI-powered features such as Coach, Role Play, and Course Builder, as well as role-based solutions like Skills Tracks. These tools enable content creators and institutions to deliver targeted learning aligned with evolving workforce needs. Organizations across the public and private sectors use Coursera to upskill and reskill employees, students, and citizens in fields such as generative AI, data science, technology, and business.

Coursera serves individual learners and institutional customers through two operating segments: Consumer and Enterprise. The Consumer segment focuses on attracting learners via branded content, institutional partnerships, and digital marketing, supported by personalized discovery and localized recommendations. The Enterprise segment engages employers, academic institutions, and government organizations through a direct sales team, as well as data-driven insights derived

from activity on the Consumer platform. This approach enables Coursera to efficiently expand its reach, while delivering learning solutions and essential skills aligned with the evolving needs of both individuals and institutions.

## Recent Developments

### *Transaction with Udemy*

On December 17, 2025, we entered into an Agreement and Plan of Merger (the “Merger Agreement”) to combine with Udemy, Inc., an online learning platform. Under the terms of the Merger Agreement, each issued and outstanding share of Udemy common stock would be converted into the right to receive 0.800 shares of our common stock. The Merger, which is anticipated to close by the second half of calendar year 2026, is subject to approval by Coursera and Udemy stockholders, the receipt of required regulatory approvals including the expiration or termination of the applicable waiting period under the Hart-Scott-Rodino Antitrust Improvements Act of 1976, as amended (the “HSR Act”), and other customary closing conditions. On February 9, 2026, the Federal Trade Commission granted early termination of the waiting period under the HSR Act. In the event of a termination of the Merger Agreement under certain specified circumstances, we will be required to pay Udemy a termination fee in the amount of \$40.5 million.

### Key Financial Results for the Year Ended 2025

- Total revenue was \$757.5 million, up 9% from \$694.7 million a year ago.
- Gross profit was \$413.4 million, compared to \$371.4 million a year ago. Non-GAAP gross profit was \$421.6 million, compared to \$379.6 million a year ago.
- Net loss was \$(51.0) million, compared to \$(79.5) million a year ago. Non-GAAP net income was \$66.8 million, compared to \$55.6 million a year ago.
- Net loss per share was \$(0.31), compared to \$(0.51) a year ago. Non-GAAP net income per share was \$0.39, compared to \$0.34 a year ago.
- Adjusted EBITDA was \$63.5 million, compared to \$41.5 million a year ago.
- Net cash provided by operating activities was \$108.7 million, compared to \$95.4 million a year ago. Free Cash Flow was \$78.5 million, compared to \$59.3 million a year ago.

The foregoing highlights mention both GAAP and non-GAAP financial measures. For definitions of our non-GAAP financial measures and why we believe they are useful, please see “Non-GAAP Financial Measures” below.

## Organizational Updates and Strategic Realignment

### *Leadership Transitions*

Effective February 3, 2025, our Board of Directors (the “Board”) appointed Gregory Hart as our President, Chief Executive Officer (“CEO”), and a Class III director on our Board. Effective October 29, 2025, Kenneth Hahn resigned from his positions as Senior Vice President, Chief Financial Officer, and Treasurer, and transitioned to an advisory role for a one-year period. Our Board appointed Mr. Hart, Coursera's President, CEO, and principal executive officer, to serve as Coursera's principal financial officer, effective October 30, 2025. On November 13, 2025, the Board appointed Michael Foley to serve as Senior Vice President, Chief Financial Officer and Treasurer, and principal financial officer on an interim basis. Effective January 3, 2026, our Board also designated Mr. Foley to also serve as our principal accounting officer. For additional information, refer to Note 1, *Basis of Presentation and Description of Business*, and Note 11, *Employee Benefit Plans*, both included in the Notes to Consolidated Financial Statements included in Part II, Item 8 of this Form 10-K and Item 9B, Other Information, included in Part II of this Form 10-K.

### *Reporting Segments*

Our chief operating decision maker (“CODM”) is our CEO. In connection with Mr. Hart's appointment as our CEO, we simplified our business model and conduct our operations through two reporting segments: Consumer and Enterprise. This updated structure reflects how our CODM assesses performance and allocates resources to support our strategic and operational priorities. This segment reporting change does not impact our Enterprise segment or consolidated results. Prior-period segment information has been recast to conform to the current presentation. For additional information, refer to Note 13, *Segment and Geographic Information*, included in Part II, Item 8 of this Form 10-K.

## ***Restructuring and Expense Reduction Initiatives***

During 2024 and the first quarter of 2025, in alignment with our efforts to refine our business strategy and hone our focus, we reduced our expenses and prioritized investments in key initiatives expected to drive long-term, sustainable growth.

In January 2024, we implemented a plan to restructure our Enterprise segment sales force. Related cash payments approximated the expense amount for the period and are reflected as cash used in operating activities within our Consolidated Statements of Cash Flows. In October 2024, we announced a commitment to further reduce overall expenses, focus our efforts, and prioritize future investments in key initiatives that we expect will drive long-term, sustainable growth. This initiative resulted in a reduction of our global workforce by approximately 9%, creating capacity for targeted investments, as well as incremental profitability.

As a result of these actions, we recognized restructuring related charges of \$6.8 million during the year ended December 31, 2024. Related cash payments approximated the expense amount for the period and are reflected as cash used in operating activities within our Consolidated Statements of Cash Flows. During the year ended December 31, 2025, we recognized charges of \$0.7 million, made cash payments of \$5.2 million, and also recognized a reversal of stock-based compensation expense of \$1.6 million due to the forfeiture of restricted stock units (“RSUs”) and stock options.

## **Factors Affecting Our Performance**

Our business growth and future success depend on many factors. While these factors present opportunities for us, they also pose challenges that we must address to sustain growth and improve our results of operations.

***Ability to innovate our products.*** Central to our strategy is the continued innovation of our products. We aim to expand access to in-demand skills and high-quality education that supports career advancement by focusing on enhancing our platform’s capabilities. This includes accelerating product development cycles, leveraging data-driven insights, and applying AI tools to improve the experience for learners, customers, and content creators across our platform.

***Ability to source in-demand content.*** We believe learners and customers are attracted to Coursera due to the quality, trust, and job-relevance of our wide selection of educational content provided by our content creators. We intend to accelerate our content development efforts, continuing to source and produce in-demand content and credentials to attract, convert, and retain learners and grow our revenue over time. These efforts are designed to address evolving skill requirements and support workforce development at scale in collaboration with our content creators.

***Ability to attract and retain trusted content creators.*** We believe our reach, scale, and reputation position us as a valuable partner for leading organizations and institutions seeking to develop and distribute content and credentials to a global audience. To remain a preferred platform for trusted content creators, we continue to invest in growing and engaging our learner base, enhancing the learning and authoring experience through AI-powered product innovations (e.g., Coach, AI translations, and Course Builder), and providing a suite of academic integrity features to verify skills mastery (e.g., identity verification and anti-plagiarism detection). Additionally, we are focused on providing personalized discovery, career guidance, and recommendations, increasing conversion into paid offerings through efficient marketing, and enhancing data-driven insights and tools for learners, content creators, organizations, and institutions.

***Ability to enhance our go-to-market capabilities.*** To grow our business, we must efficiently attract learners and customers, offer a compelling value proposition, and increase engagement and retention on our platform over time. Learners are central to our ecosystem, as their participation helps attract content creators who value our global reach. To increase engagement and retention, we are investing in platform capabilities that serve a broad audience. We aim to create a more unified and integrated experience through personalized recommendations, localized discovery, and clear value propositions that support learners’ educational and career goals and help customers develop their workforces at scale.

***Impact of mix shift over time.*** The mix of our business between our Consumer and Enterprise segments shifts periodically, which can affect our financial performance. We typically incur content costs in the form of fees paid to our content creators, calculated as a percentage of net revenue generated from their content. In 2025, we began compensating our content creators based on learner engagement rather than enrollment rates. We expect this change to incentivize the development of more engaging content, support innovation in learning formats, and better align incentives across the diverse content types offered on our platform.

***Ability to convert free learners to paid learners.*** New learners often begin with free courses on our platform, which serve as a funnel to grow our learner base and generate referrals to paid offerings. We engage these learners through targeted marketing, personalized recommendations, and performance campaigns to highlight premium features and encourage conversion.

***Ability to grow in international markets.*** We see significant opportunity to grow our learner base, particularly in regions with large, underserved adult learning populations. As part of our growth strategy, we have invested and plan to continue investing in marketing, localized discovery, and translation efforts to support international growth and grow our global customer and learner base. We have adapted the front-end experience for Consumer learners, tailoring our pricing and checkout options, including offering local currency transactions in select markets. Our results will depend on our ability to effectively price and package our Consumer products to meet local demand and manage foreign currency risks.

***Ability to retain and expand our Enterprise customer relationships.*** Retaining and expanding usage within our existing Enterprise customer base, as well as attracting new customers, are critical drivers of our performance. The Enterprise market is highly competitive and subject to rapid changes driven by evolving customer needs, technological advancements, and shifting labor market dynamics. Emerging and evolving technologies, such as AI, may create opportunities for workforce training and upskilling, though the extent of their impact on demand for our platform remains uncertain. Our competitive position will be influenced by the strength of our product offerings, our pace of innovation, and our ability to deliver measurable outcomes for customers.

## **Impact of Macroeconomic and Geopolitical Factors**

Our business and financial conditions have been, and may continue to be, impacted by adverse macroeconomic factors, including inflation, interest rates fluctuations, and volatility in foreign currency rates. Global, regional, macroeconomic, and geopolitical conditions have impacted overall student engagement and may continue to negatively impact total student enrollments.

## **Components of Results of Operations**

### ***Revenue***

We generate revenue from contracts with customers for access to the educational content hosted on our platform and related services across our two reportable segments: Consumer and Enterprise.

Consumer and Enterprise revenue primarily consists of subscriptions, with terms ranging from 30 days for certain Consumer subscriptions to one to three years for Enterprise license subscriptions. Consumer subscriptions are paid in advance, while Enterprise subscriptions are usually invoiced in advance in annual or quarterly installments. Since access to our platform represents a series of distinct services that we continually provide over the subscription term, revenue is recognized ratably over that period. We typically serve as the principal for revenue generated from sales to Consumer and Enterprise customers, as we control the performance obligation and are responsible for delivering content access. Consumer revenue also includes degree product revenue generated from contracts with university partners to host and deliver their online bachelor's and master's degrees or postgraduate diplomas. We earn a service fee, determined as a percentage of the total tuition collected from students in degree programs, net of refunds.

### ***Cost of Revenue***

Cost of revenue consists of content costs, which are fees paid to content creators, and expenses associated with the operation and maintenance of our platform. These expenses include the cost of servicing support requests from both paid learners and content creators, content translation and captioning, hosting and bandwidth costs, amortization of acquired technology, internal-use software, and content assets, customer payment processing fees, and facilities costs. Content costs as a percentage of revenue for our Consumer and Enterprise offerings can vary based on the content mix of each segment.

### ***Operating Expenses***

Operating expenses consist of research and development, sales and marketing, and general and administrative expenses. Personnel costs, which include salaries, stock-based compensation expense, payroll taxes, commissions, bonuses, and benefits, make up the most significant component of our operating expenses. Our operating expenses also include marketing and advertising expenses, consulting and services expenses, office expenses, depreciation and amortization, and

facilities costs. We are focused on investing in initiatives which will drive operational efficiency while focusing resources on high-growth opportunities, therefore operating expenses as a percentage of revenue may vary from period to period, in part due to the extent and timing of sales and marketing initiatives, but over the long term we anticipate our operating expenses will generally decrease as a percentage of revenue.

*Research and development.* Our research and development expenses primarily consist of personnel and personnel-related costs, including stock-based compensation expense, and costs related to the ongoing management, maintenance, and expansion of content, features, and services offered on our platform. We believe that continued investment in our platform is important for future growth and for maintaining and attracting content creators and learners.

*Sales and marketing.* Our sales and marketing expenses primarily consist of personnel and personnel-related costs, including stock-based compensation expense, as well as costs related to acquiring learners, customers, and content creators, support efforts, and marketing. Sales and marketing expenses also include hosting and bandwidth costs.

*General and administrative.* Our general and administrative expenses primarily consist of personnel and personnel-related costs, including stock-based compensation expense, as well as professional services fees, costs related to compliance and reporting obligations, legal settlements, and other corporate expenses.

*Restructuring related charges.* Our restructuring related charges consist of costs associated with our restructuring and expense reduction initiatives and are primarily personnel expenses, such as employee severance and benefits costs, net of the reversal of stock-based compensation expense from forfeitures.

#### ***Interest Income, Net***

Interest income, net primarily consists of interest income earned on our cash and cash equivalents. The amount varies each reporting period based on our average balance of cash and cash equivalents, during the period, as well as market interest rates.

#### ***Other Income (Expense), Net***

Other income (expense), net primarily consists of foreign exchange gains (losses) and impairment charges related to equity investments.

#### ***Income Tax Expense***

Income tax expense primarily consists of state and foreign income taxes for jurisdictions in which we conduct business. We maintain a full valuation allowance against our U.S. federal and state deferred tax assets as the realization of these deferred tax assets, including net operating loss carryforwards and tax credits primarily related to research and development, is uncertain. We expect to maintain this full valuation allowance until it becomes more likely than not that the deferred tax assets will be realized.

## Results of Operations

The following table summarizes our results of operations, which are not necessarily indicative of future results.

	Year Ended December 31,		
	2025	2024	2023
	(in millions)		
Revenue	\$ 757.5	\$ 694.7	\$ 635.8
Cost of revenue <sup>(1)</sup>	344.1	323.3	306.0
Gross profit	413.4	371.4	329.8
Operating expenses:			
Research and development <sup>(1)</sup>	121.6	132.1	160.1
Sales and marketing <sup>(1)</sup>	255.7	234.9	222.8
General and administrative <sup>(1)</sup>	114.4	108.7	98.3
Restructuring related charges <sup>(1)</sup>	(0.9)	8.9	(5.8)
Total operating expenses	490.8	484.6	475.4
Loss from operations	(77.4)	(113.2)	(145.6)
Interest income, net	32.0	36.7	34.4
Other expense, net	(0.5)	(2.0)	—
Loss before income taxes	(45.9)	(78.5)	(111.2)
Income tax expense	5.1	1.0	5.4
Net loss	\$ (51.0)	\$ (79.5)	\$ (116.6)

(1) Includes stock-based compensation expense as follows:

	Year Ended December 31,		
	2025	2024	2023
	(in millions)		
Cost of revenue	\$ 2.5	\$ 2.7	\$ 2.6
Research and development	34.8	41.8	49.9
Sales and marketing	20.8	28.1	31.3
General and administrative	38.6	35.5	31.4
Restructuring related charges	(1.6)	—	(5.6)
Total stock-based compensation expense	\$ 95.1	\$ 108.1	\$ 109.6

The following table summarizes our results of operations as a percentage of revenue:

	Year Ended December 31,		
	2025	2024	2023
Revenue	100.0 %	100.0 %	100.0 %
Cost of revenue	45.4	46.5	48.1
Gross profit	54.6	53.5	51.9
Operating expenses:			
Research and development	16.1	19.0	25.2
Sales and marketing	33.8	33.8	35.0
General and administrative	15.0	15.7	15.5
Restructuring related charges	(0.1)	1.3	(0.9)
Total operating expenses	64.8	69.8	74.8
Loss from operations	(10.2)	(16.3)	(22.9)
Other income (expense):			
Interest income, net	4.2	5.3	5.4
Other expense, net	(0.1)	(0.3)	—
Loss before income taxes	(6.1)	(11.3)	(17.5)
Income tax expense	0.6	0.1	0.8
Net loss	(6.7)%	(11.4)%	(18.3)%

#### ***Comparison of the Years Ended December 31, 2025 and 2024***

##### *Revenue*

	Year Ended December 31,		Change	
	2025	2024	\$	%
	(in millions, except percentages)			
Revenue:				
Consumer	\$ 502.2	\$ 455.8	\$ 46.4	10 %
Enterprise	255.3	238.9	16.4	7 %
Total revenue	\$ 757.5	\$ 694.7	\$ 62.8	9 %

Revenue for the year ended December 31, 2025 was \$757.5 million, an increase of \$62.8 million, or 9%, compared to \$694.7 million for the prior year. Revenue growth was primarily driven by an 18% increase in the average total number of Registered Learners, resulting in more paid learners, and a 10% increase in the average total number of Paid Enterprise Customers with growth supported by increased Coursera Plus subscription adoption, ongoing platform improvements, and localized pricing, payment, and promotional capabilities.

Consumer revenue for the year ended December 31, 2025 increased by \$46.4 million, or 10%, compared to the prior year. This increase was primarily driven by growth in subscription revenue from Coursera Plus, partially offset by a decline in direct purchases of Specializations.

Enterprise revenue for the year ended December 31, 2025 increased by \$16.4 million, or 7%, compared to the prior year, attributable to an increase in new customers. Acquisitions of new customers drove an increase of \$16.7 million.

## Cost of Revenue, Gross Profit, and Gross Margin

	Year Ended December 31,		Change	
	2025	2024	\$	%
	(in millions, except percentages)			
Cost of revenue	\$ 344.1	\$ 323.3	\$ 20.8	6 %
Gross profit	\$ 413.4	\$ 371.4	\$ 42.0	11 %
Gross margin	54.6 %	53.5 %		

Cost of revenue for the year ended December 31, 2025 was \$344.1 million, compared to \$323.3 million for the prior year. The primary drivers of the increase were revenue growth, which resulted in an increase of \$12.3 million in content-related costs and a \$4.6 million increase in amortization expense of content assets.

Content costs for the Consumer segment were \$193.9 million and \$183.8 million for the years ended December 31, 2025 and 2024, with content costs as a percentage of revenue of 38.6% and 40.3% for the same periods. Content costs for the Enterprise segment were \$77.2 million and \$75.0 million for the years ended December 31, 2025 and 2024, with content costs as a percentage of revenue of 30.3% and 31.4% for the same periods. Content costs as a percentage of revenue for both segments decreased due to higher learner engagement in content created under production arrangements with lower revenue share.

Gross margin was 54.6% for the year ended December 31, 2025, an increase from 53.5% for the prior year. The increase in gross margin was driven by lower content cost rates in both our Consumer and Enterprise segments.

## Operating Expenses

	Year Ended December 31,		Change	
	2025	2024	\$	%
	(in millions, except percentages)			
Operating expenses:				
Research and development	\$ 121.6	\$ 132.1	\$ (10.5)	(8)%
Sales and marketing	255.7	234.9	20.8	9 %
General and administrative	114.4	108.7	5.7	5 %
Restructuring related charges	(0.9)	8.9	(9.8)	nm
Total operating expenses	\$ 490.8	\$ 484.6	\$ 6.2	1 %

Total operating expenses for the year ended December 31, 2025 were \$490.8 million, compared to \$484.6 million for the prior year.

Research and development expenses for the year ended December 31, 2025 were \$121.6 million, compared to \$132.1 million for the prior year. This decrease was primarily due to lower personnel-related expenses of \$12.9 million, including \$7.0 million in stock-based compensation expense, resulting from our October 2024 expense reduction initiative and from shifting resources to lower-cost regions, partially offset by higher content creation costs of \$1.0 million.

Sales and marketing expenses for the year ended December 31, 2025 were \$255.7 million, compared to \$234.9 million for the prior year. The increase was primarily due to an increase in marketing and advertising expenses of \$32.7 million and travel related expenses of \$1.5 million, partially offset by lower personnel-related expenses of \$10.3 million, including \$7.4 million in stock-based compensation expense, resulting from our 2024 expense reduction initiatives and a decrease in consulting services expenses of \$4.3 million.

General and administrative expenses for the year ended December 31, 2025 were \$114.4 million, compared to \$108.7 million for the prior year. This increase was primarily driven by an increase of \$8.5 million in expenses related to M&A transaction costs associated with the merger with Udemy, and higher personnel-related expense of \$3.7 million, largely related to our CEO and CFO leadership transitions, including \$3.1 million in stock-based compensation expense, partially offset by a \$4.8 million decrease in loss contingencies related to certain significant legal matters and lower attributed facilities costs of \$2.4 million.

Restructuring related charges for the year ended December 31, 2025 were \$(0.9) million, compared to \$8.9 million for the prior year. For 2025, the charges primarily consist of the reversal of stock-based compensation expense for the forfeitures of RSUs and stock options, mostly offset by personnel expenses, such as employee severance and benefits costs, related to our October 2024 expense reduction initiative. For 2024, the expenses primarily consist of personnel expenses, such as employee severance and benefits costs, related to our expense reduction initiative initiated in January 2024. Refer to Note 14, *Restructuring Related Charges*, included in Part II, Item 8 of this Form 10-K for further information.

#### *Other Income (Expense)*

	Year Ended December 31,		Change	
	2025	2024	\$	%
(in millions, except percentages)				
Interest income, net	\$ 32.0	\$ 36.7	\$ (4.7)	(13)%
Other income (expense), net	(0.5)	(2.0)	1.5	nm
Total other income, net	\$ 31.5	\$ 34.7	\$ (3.2)	(9)%

Total other income (expense), net for the year ended December 31, 2025 was primarily comprised of interest income earned on cash and cash equivalents. Interest income, net decreased during the year ended December 31, 2025, compared to the prior year, due to lower interest rates and our average rate of return on investments in U.S. Treasury securities. Other income (expense), net for 2025 and 2024 were primarily comprised of unrealized foreign exchange gains and losses. Our foreign subsidiaries' operating costs are typically denominated in the local currencies for each country and are subject to foreign currency fluctuations. We also maintain foreign-currency cash and cash equivalents in our foreign subsidiaries to support their ongoing operations.

#### *Income Tax Expense*

	Year Ended December 31,		Change	
	2025	2024	\$	%
(in millions, except percentages)				
Income tax expense	\$ 5.1	\$ 1.0	\$ 4.1	410 %

Income tax expense for the year ended December 31, 2025 was \$5.1 million, compared to \$1.0 million for the prior year. The increase in income tax expense was primarily driven by a one-time benefit recognized in 2024 related to the release of a reserve for an uncertain tax position.

## **Liquidity and Capital Resources**

### ***Overview***

As of December 31, 2025, our principal source of liquidity was cash and cash equivalents totaling \$792.6 million.

Since our inception, we have financed our operations primarily through proceeds from the issuance of redeemable convertible preferred stock, our IPO, and cash generated from business operations. Our principal uses of cash in the years ended December 31, 2025 and 2024 include the funding of our business operations, investments in our internal-use software, purchases of content assets, and repurchases of our common stock.

We believe that our existing cash and cash equivalents, along with our expected cash flows from operations, will be sufficient to meet our cash needs for at least the next 12 months. Over the longer term, our future capital requirements will depend on many factors, including our growth rate, the timing and extent of our sales and marketing and research and development expenditures, the continuing market acceptance of our offerings, and any investments or acquisitions we may choose to pursue in the future. If we need to borrow funds or issue additional equity, we cannot assure you that any such additional financing will be available on terms acceptable to us, if at all. Moreover, any future borrowings may result in additional restrictions on our business and any issuance of additional equity would result in dilution to investors. If we are unable to raise additional capital when desired and on terms acceptable to us, our business, results of operations, and financial condition could be materially and adversely affected.

## ***Contractual Obligations and Commitments***

Our estimated future obligations as of December 31, 2025 include both current and long-term obligations. Under our operating leases, as described in Note 6, *Leases*, included in Part II, Item 8 of this Form 10-K, we have an immaterial current obligation and a long-term obligation of \$5.7 million.

Our operating lease obligations as of December 31, 2025 were approximately \$6.5 million, which consisted of facility lease payments remaining on those agreements through their staggered expiration concluding in 2030. We have office facility operating leases in the U.S., Canada, the United Kingdom, India, the United Arab Emirates, and the Kingdom of Saudi Arabia.

As of December 31, 2025, we had no significant firm purchase commitments in excess of one year, as described in Note 9, *Commitments and Contingencies*, included in Part II, Item 8 of this Form 10-K. On January 14, 2026, we entered into a \$10.5 million purchase commitment for cloud infrastructure capacity for a period of three years ending on December 31, 2028.

## ***Share Repurchase Program***

On April 26, 2023, our Board approved a share repurchase program with authorization to purchase up to \$95.0 million of our common stock, excluding commissions and fees. We funded these share repurchases with our existing cash and cash equivalents and completed the purchase authorization on May 7, 2024.

During the year ended December 31, 2024, we repurchased an aggregate of approximately 3.1 million shares of our common stock for \$36.7 million under the aforementioned program.

## ***Capital Expenditures***

Our capital expenditures primarily include investments in property, equipment, and software, capitalized internal-use software costs, and purchases of content assets.

## ***Cash Flows***

The following table summarizes our cash flows:

	Year Ended December 31,		
	2025	2024	2023
	(in millions)		
Net cash provided by operating activities	\$ 108.7	\$ 95.4	\$ 29.7
Net cash provided by (used in) investing activities	(30.2)	29.9	384.8
Net cash used in financing activities	(13.5)	(55.0)	(79.3)
Net increase in cash, cash equivalents, and restricted cash	<u>\$ 65.0</u>	<u>\$ 70.3</u>	<u>\$ 335.2</u>

## ***Operating Activities***

Cash provided by operating activities mainly consists of our net loss adjusted for certain non-cash items, including stock-based compensation expense, depreciation and amortization, and impairment losses, as well as the effect of changes in operating assets and liabilities during each period. Our main source of operating cash is payments received from our customers. Our primary use of cash from operating activities is for personnel-related expenses, content creator fees, marketing and advertising expenses, indirect taxes, and third-party cloud infrastructure expenses.

Net cash provided by operating activities for the year ended December 31, 2025 was \$108.7 million, primarily resulting from improved operating leverage and working capital driven by (i) deferred revenue growth (ii) timing of vendor payments, partially offset by (iii) an increase in accounts receivable due to timing of invoicing and collections.

Net cash provided by operating activities for the year ended December 31, 2024 was \$95.4 million, primarily resulting from improved operating leverage and working capital driven by (i) deferred revenue growth, (ii) an increase in incentive compensation and severance accruals, and (iii) an acceleration of accounts receivable collections.

Cash provided by operating activities increased by \$13.3 million during the year ended December 31, 2025, compared to the prior year, primarily resulting from improved operating leverage.

#### *Investing Activities*

Net cash used in investing activities for the year ended December 31, 2025 was \$30.2 million, primarily due to (i) capitalized internal-use software costs, (ii) purchases of content assets, and (iii) purchases of property, equipment, and software.

Net cash provided by investing activities for the year ended December 31, 2024 was \$29.9 million, due to (i) proceeds from the maturities of marketable securities, partially offset by (ii) capitalized internal-use software costs, (iii) purchases of content assets, and (iv) purchases of property, equipment, and software.

#### *Financing Activities*

Net cash used in financing activities for the year ended December 31, 2025 was \$13.5 million, primarily due to (i) payments for tax withholding on vesting of RSUs, partially offset by (ii) proceeds from the exercise of stock options, and (iii) proceeds from our employee stock purchase plan.

Net cash used in financing activities for the year ended December 31, 2024 was \$55.0 million, primarily driven by (i) payments related to repurchases of common stock under our share repurchase program and (ii) payments for tax withholdings on vesting of RSUs, partially offset by (iii) proceeds from the exercise of stock options, and (iv) proceeds from our employee stock purchase plan.

### **Key Business Metrics and Non-GAAP Financial Measures**

We monitor the key business metrics and non-GAAP financial measures set forth below to help us evaluate our business and growth trends, establish budgets, measure the effectiveness of our sales and marketing efforts, and assess operational efficiencies. These key business metrics and non-GAAP financial measures are presented for supplemental informational purposes only, should not be considered a substitute for financial information presented in accordance with generally accepted accounting principles in the U.S. (“GAAP”), and may differ from similarly titled metrics or measures presented by other companies. A reconciliation of each non-GAAP financial measure to the most directly comparable GAAP financial measure is provided in “Non-GAAP Financial Measures” below.

#### ***Key Business Metrics***

##### *Registered Learners*

We count the total number of Registered Learners at the end of each period. For purposes of determining our Registered Learner count, we treat each customer account that registers with a unique email as a “Registered Learner” and adjust for any spam, test accounts, and cancellations. Our Registered Learner count is not intended as a measure of active engagement. New Registered Learners are individuals that register in a particular period. We believe that the number of Registered Learners is an important indicator of the growth of our business and future revenue trends.

	Year Ended December 31,		
	2025	2024	2023
	(in millions)		
New Registered Learners	29.1	26.3	23.7

	December 31,	
	2025	2024
	(in millions, except percentages)	
Total Registered Learners	197.3	168.2
Total Registered Learners year-over-year (“YoY”) growth	17 %	

#### *Paid Enterprise Customers*

We count the total number of Paid Enterprise Customers that are active on our platform at the end of each period. For purposes of determining our customer count, we treat each customer account that has a corresponding contract as a unique customer, and a single organization with multiple divisions, segments, or subsidiaries may be counted as multiple customers. We define a “Paid Enterprise Customer” as a customer who purchases Coursera via our direct sales force. For purposes of determining our Paid Enterprise Customer count, we exclude our Enterprise customers who do not purchase Coursera via our direct sales force, including organizations engaging on our platform through our Coursera for Teams offering or through our channel partners. For the year ended December 31, 2025, approximately 94% of Enterprise revenue was generated from our Paid Enterprise Customers. We believe that the number of Paid Enterprise Customers and our ability to increase this number is an important indicator of the growth of our Enterprise business and future Enterprise segment revenue trends.

	December 31,	
	2025	2024
Paid Enterprise Customers	1,730	1,612
YoY growth	7 %	

#### *Net Retention Rate for Paid Enterprise Customers*

We disclose Net Retention Rate for Paid Enterprise Customers as a supplemental measure of our Enterprise revenue growth. We believe Net Retention Rate for Paid Enterprise Customers is an important metric that provides insight into the long-term value of our subscription agreements and our ability to retain and grow revenue from our Paid Enterprise Customers.

We calculate annual recurring revenue (“ARR”) by annualizing each customer’s monthly recurring revenue (“MRR”) for the most recent month at period end. We calculate “Net Retention Rate” for a period by starting with the ARR from all Paid Enterprise Customers as of the 12 months prior to such period end, or “Prior Period ARR”. We then calculate the ARR from these same Paid Enterprise Customers as of the current period end, or “Current Period ARR”. Current Period ARR includes expansion within Paid Enterprise Customers and is net of contraction or attrition over the trailing 12 months but excludes revenue from new Paid Enterprise Customers in the current period. We then divide the total Current Period ARR by the total Prior Period ARR to arrive at our Net Retention Rate for Paid Enterprise Customers.

Our Net Retention Rate for Paid Enterprise Customers was 93% for the year ended December 31, 2025, compared to 87% for the prior year, and was primarily the result of improvement in net retention in Coursera for Government and Coursera for Campus. Our Net Retention Rate for Paid Enterprise Customers is expected to fluctuate in future periods due to a number of factors, including the growth of our revenue base, the penetration within our Paid Enterprise Customer base, expansion of products and features, and our ability to retain and expand the relationships with our Paid Enterprise Customers.

	Year Ended December 31,	
	2025	2024
Net Retention Rate for Paid Enterprise Customers	93 %	87 %
YoY change	600 bps	

## Segment Revenue

We generate revenue from two reportable segments: Consumer and Enterprise.

	Year Ended December 31,		
	2025	2024	2023
	(in millions, except percentages)		
Consumer revenue	\$ 502.2	\$ 455.8	\$ 416.2
<i>YoY growth</i>	10 %	10 %	
Enterprise revenue	\$ 255.3	\$ 238.9	\$ 219.6
<i>YoY growth</i>	7 %	9 %	
Total revenue	\$ 757.5	\$ 694.7	\$ 635.8
<i>YoY growth</i>	9 %	9 %	

## Segment Gross Profit

We monitor segment gross profit as a key metric to help us evaluate the financial performance of our individual segments. Segment gross profit represents segment revenue less segment content costs paid to content creators; segment gross margin is the quotient of segment gross profit and segment revenue. Given that content costs are the largest individual cost of our revenue, and that these costs contractually vary as a percentage of revenue between our Consumer and Enterprise offerings, mix shifts between our two segments can be a significant factor of our overall gross margin, financial performance, and profitability.

	Year Ended December 31,		
	2025	2024	2023
	(in millions, except percentages)		
Consumer gross profit	\$ 308.3	\$ 272.0	\$ 244.0
<i>Consumer segment gross margin %</i>	61.4 %	59.7 %	
Enterprise gross profit	\$ 178.1	\$ 163.9	\$ 150.4
<i>Enterprise segment gross margin %</i>	69.8 %	68.6 %	

Consumer segment gross margin increased to 61.4% in the year ended December 31, 2025, up from 59.7% in the prior year. Similarly, Enterprise segment gross margin increased to 69.8% from 68.6% when comparing the same periods. The improvements in gross margin were primarily the result of lower content cost rates in both our Consumer and Enterprise segments for the year ended December 31, 2025, due to higher learner engagement in content created under new production arrangements with lower revenue share.

## Non-GAAP Financial Measures

In addition to our results determined in accordance with GAAP, we have included non-GAAP gross profit, non-GAAP net income (loss), non-GAAP net income (loss) per share, Adjusted EBITDA, Adjusted EBITDA Margin, and Free Cash Flow, which are non-GAAP financial measures, because they are key measures used by our management to help us analyze our financial results, establish budgets and operational goals for managing our business, evaluate our performance, and make strategic decisions. Non-GAAP financial measures are not meant to be considered in isolation or as a substitute for, or superior to, comparable GAAP financial measures and should be read only in conjunction with our Consolidated Financial Statements prepared in accordance with GAAP. Our presentation of these non-GAAP financial measures may not be comparable to similar measures used by other companies. We encourage investors to carefully consider our results under GAAP, as well as our supplemental non-GAAP information and the reconciliations of GAAP to non-GAAP financial measures to more fully understand our business.

### *Non-GAAP Gross Profit, Non-GAAP Net Income, and Non-GAAP Net Income Per Share*

We define non-GAAP gross profit and non-GAAP net income as GAAP gross profit and GAAP net loss excluding: (i) stock-based compensation expense; (ii) amortization of stock-based compensation expense capitalized as internal-use software costs; (iii) payroll tax expense related to stock-based compensation; (iv) M&A related transaction costs; (v) costs

and settlement (gains) losses related to significant and non-recurring legal and regulatory matters, net of insurance recoveries; and (vi) restructuring related charges. Non-GAAP net income per share is calculated by dividing non-GAAP net income by the diluted weighted average shares of common stock outstanding. We believe the presentation of these adjusted operating results provides useful supplemental information to investors and facilitates the analysis and comparison of our operating results across reporting periods.

The following tables provide a reconciliation of GAAP gross profit and GAAP net loss, the most directly comparable GAAP financial measure, to non-GAAP gross profit and non-GAAP net income:

	Year Ended December 31,		
	2025	2024	2023
	(in millions)		
Gross profit	\$ 413.4	\$ 371.4	\$ 329.8
Stock-based compensation expense	2.5	2.7	2.6
Amortization of stock-based compensation capitalized as internal-use software costs	5.7	5.5	5.0
Payroll tax expense related to stock-based compensation	—	—	0.1
Non-GAAP gross profit	<u>\$ 421.6</u>	<u>\$ 379.6</u>	<u>\$ 337.5</u>

	Year Ended December 31,		
	2025	2024	2023
	(in millions, except per share data)		
Net loss	\$ (51.0)	\$ (79.5)	\$ (116.6)
Stock-based compensation expense	96.7	108.1	115.2
Amortization of stock-based compensation capitalized as internal-use software costs	5.7	5.5	5.0
Payroll tax expense related to stock-based compensation	2.8	2.9	4.0
M&A related transaction costs	11.9	3.4	—
Significant and non-recurring legal and regulatory matters	1.6	6.3	—
Restructuring related charges	(0.9)	8.9	(5.8)
Non-GAAP net income	<u>\$ 66.8</u>	<u>\$ 55.6</u>	<u>\$ 1.8</u>
Weighted-average shares used in computing net loss per share—basic	163.8	157.4	151.0
Effect of dilutive securities	5.9	7.1	15.6
Weighted-average shares used in computing non-GAAP net income per share—diluted	<u>169.7</u>	<u>164.5</u>	<u>166.6</u>
Net loss per share—basic and diluted	<u>\$ (0.31)</u>	<u>\$ (0.51)</u>	<u>\$ (0.77)</u>
Non-GAAP net income per share—diluted	<u>\$ 0.39</u>	<u>\$ 0.34</u>	<u>\$ 0.01</u>

#### *Adjusted EBITDA and Adjusted EBITDA Margin*

Adjusted EBITDA and Adjusted EBITDA Margin are key measures used by our management to help us analyze our financial results, establish budgets and operational goals for managing our business, evaluate our performance, and make strategic decisions.

We define Adjusted EBITDA as our GAAP net loss excluding: (i) depreciation and amortization; (ii) interest income, net; (iii) income tax expense; (iv) other (income) expense, net; (v) stock-based compensation expense; (vi) payroll tax expense related to stock-based compensation; (vii) M&A related transaction costs; (viii) costs and settlement (gains) losses related to significant and non-recurring legal and regulatory matters, net of insurance recoveries; and (ix) restructuring related charges. We define Adjusted EBITDA Margin as Adjusted EBITDA divided by revenue.

The following table provides a reconciliation of net loss, the most directly comparable GAAP financial measure, to Adjusted EBITDA:

	Year Ended December 31,		
	2025	2024	2023
	(in millions, except percentages)		
Net loss	\$ (51.0)	\$ (79.5)	\$ (116.6)
Depreciation and amortization	28.8	25.1	22.3
Interest income, net	(32.0)	(36.7)	(34.4)
Income tax expense	5.1	1.0	5.4
Other expense, net	0.5	2.0	—
Stock-based compensation expense	96.7	108.1	115.2
Payroll tax expense related to stock-based compensation	2.8	2.9	4.0
M&A related transaction costs	11.9	3.4	—
Significant and non-recurring legal and regulatory matters	1.6	6.3	—
Restructuring related charges	(0.9)	8.9	(5.8)
Adjusted EBITDA	<u>\$ 63.5</u>	<u>\$ 41.5</u>	<u>\$ (9.9)</u>
Net loss margin	(6.7)%	(11.4)%	(18.3)%
Adjusted EBITDA Margin	8.4 %	6.0 %	(1.6)%

#### Free Cash Flow

We define Free Cash Flow as net cash provided by operating activities, less capitalized internal-use software costs, purchases of content assets, and purchases of property, equipment, and software, as we consider these capital expenditures necessary to support our ongoing operations.

We consider Free Cash Flow to be a liquidity measure that provides useful information to management and investors in understanding and evaluating our liquidity and future ability to generate cash that can be used for strategic opportunities, including investing in our business and strengthening our balance sheet, but it is not intended to represent the residual cash flow available for discretionary expenditures.

The following table provides a reconciliation of net cash provided by operating activities, the most directly comparable GAAP financial measure, to Free Cash Flow:

	Year Ended December 31,		
	2025	2024	2023
	(in millions)		
Net cash provided by operating activities	\$ 108.7	\$ 95.4	\$ 29.7
Less: purchases of property, equipment, and software	(1.5)	(1.6)	(1.1)
Less: capitalized internal-use software costs	(18.1)	(17.2)	(15.3)
Less: purchases of content assets	(10.6)	(17.3)	(5.3)
Free Cash Flow	<u>\$ 78.5</u>	<u>\$ 59.3</u>	<u>\$ 8.0</u>

#### Critical Accounting Estimates

Our Consolidated Financial Statements have been prepared in accordance with GAAP. The preparation of these Consolidated Financial Statements requires us to make estimates and assumptions that affect the reported amounts of assets, liabilities, revenue, expenses, and related disclosures. We base our estimates on historical experience and on various other assumptions that we believe are reasonable under the circumstances. We evaluate our estimates and assumptions on an ongoing basis. Actual results may differ from these estimates. To the extent there are material differences between these estimates and our actual results, our financial position and results of operations will be affected.

We believe that of our significant accounting policies described in Note 2, *Significant Accounting Policies*, included in Part II, Item 8 of this Form 10-K, the critical accounting estimates, assumptions, and judgments that have the most significant impact on our Consolidated Financial Statements are described below.

### ***Revenue Recognition***

Determining whether we are the principal or agent in our revenue transactions requires significant judgment. We consider a range of indicators, including, but not limited to, who is primarily responsible for fulfilling the service, who has economic risk as a result of investing resources in advance of a sale transaction (“inventory risk”), and who has pricing discretion. As we control the performance obligation and are the primary obligor with respect to delivering access to course content for Consumer and Enterprise contracts and have inventory risk through recoupable advances paid to content creators, we are the principal in such transactions.

A portion of our Consumer revenue is generated through contracts with universities where we facilitate the delivery of their bachelor’s and master’s degree programs or postgraduate diplomas. Revenue from these arrangements is determined based on a fee percentage applied to the total tuition collected from students, net of refunds, by the university partner. As a result, the revenue earned by us is dependent upon the number of learners enrolled and the tuition charged by the university partner. This is a form of variable consideration. We estimate revenue using an expected value method, which is based on what we expect to earn in return for our performance of the services, reduced by the amount, if any, considered probable of reversing in a future period. These estimates are continually evaluated until such time as the uncertainties are resolved, generally at the time the final term enrollment report is provided by the university partner.

### **Recent Accounting Pronouncements**

Refer to Note 2, *Significant Accounting Policies*, included in Part II, Item 8 of this Form 10-K for a discussion of recent accounting pronouncements.

### **Item 7A. Quantitative and Qualitative Disclosures About Market Risk**

We have operations both within the U.S. and internationally, and we are exposed to market risks in the ordinary course of our business, including the effects of interest rate changes and foreign currency fluctuations. Information relating to quantitative and qualitative disclosures about these market risks is described below.

#### ***Interest Rate Risk***

Our exposure to interest rate changes primarily relates to our investment portfolio. Although we are exposed to global interest rate fluctuations, U.S. interest rate fluctuations tend to have the most significant impact on our interest income, affecting the interest earned on our cash and cash equivalents.

Our investment policy and strategy are focused on preserving capital and supporting our liquidity requirements. We use a combination of internal and external management to execute our investment strategy and achieve our investment objectives, typically investing in highly-rated securities, such as U.S. Treasury securities and U.S. government-backed money market funds, with maturities of one year or less. Our holdings as of December 31, 2025 and 2024 consist of securities with remaining maturities of three months or less.

A hypothetical 100 basis point increase or decrease in interest rates as of December 31, 2025 and 2024 would have resulted in (i) a \$0.6 million incremental decline or improvement for both periods in the fair value of our portfolio, which would only be realized if we sold the investments prior to their maturities, and (ii) a \$7.9 million and \$7.3 million increase or decrease in our annualized interest income based on the balances of our cash and cash equivalents for the periods presented.

#### ***Foreign Currency Risk***

Our reporting currency and the functional currency of our wholly owned foreign subsidiaries is the U.S. dollar. As the majority of our sales are denominated in U.S. dollars, paid in advance, or billed in advance, our revenue is not typically exposed to significant foreign currency risk. Conversely, our operating expenses are typically denominated in the local currencies of the countries where our operations are located, exposing us to fluctuations due to changes in foreign currency exchange rates, particularly changes in the Canadian dollar, British pound sterling, and Indian rupee.

We also maintain foreign-currency denominated cash and cash equivalents in our foreign subsidiaries to support their ongoing operations. Fluctuations in foreign currency exchange rates may cause us to recognize transaction gains and losses in our Consolidated Statements of Operations. To date, we have not entered into any hedging arrangements with respect to foreign currency risk or other derivative financial instruments, although we may choose to do so in the future.

A 10% increase or decrease in current exchange rates would have resulted in an impact of \$0.5 million and \$1.2 million on our loss before income taxes in our Consolidated Financial Statements for the years ended December 31, 2025 and 2024.

## Item 8. Financial Statements and Supplementary Data

### Index to Consolidated Financial Statements

<a href="#">Reports of Independent Registered Public Accounting Firm (PCAOB ID No. 34)</a>	74
<a href="#">Consolidated Balance Sheets</a>	77
<a href="#">Consolidated Statements of Operations</a>	78
<a href="#">Consolidated Statements of Comprehensive Loss</a>	79
<a href="#">Consolidated Statements of Stockholders' Equity</a>	80
<a href="#">Consolidated Statements of Cash Flows</a>	81
<a href="#">Notes to Consolidated Financial Statements</a>	82

## REPORT OF INDEPENDENT REGISTERED PUBLIC ACCOUNTING FIRM

To the stockholders and the Board of Directors of Coursera, Inc.

### Opinion on Internal Control over Financial Reporting

We have audited the internal control over financial reporting of Coursera, Inc. and subsidiaries (the “Company”) as of December 31, 2025, based on criteria established in *Internal Control — Integrated Framework (2013)* issued by the Committee of Sponsoring Organizations of the Treadway Commission (COSO). In our opinion, the Company maintained, in all material respects, effective internal control over financial reporting as of December 31, 2025, based on criteria established in *Internal Control — Integrated Framework (2013)* issued by COSO.

We have also audited, in accordance with the standards of the Public Company Accounting Oversight Board (United States) (PCAOB), the consolidated financial statements as of and for the year ended December 31, 2025, of the Company and our report dated February 23, 2026, expressed an unqualified opinion on those consolidated financial statements.

### Basis for Opinion

The Company’s management is responsible for maintaining effective internal control over financial reporting and for its assessment of the effectiveness of internal control over financial reporting, included in the accompanying Management’s Report on Internal Control Over Financial Reporting. Our responsibility is to express an opinion on the Company’s internal control over financial reporting based on our audit. We are a public accounting firm registered with the PCAOB and are required to be independent with respect to the Company in accordance with the U.S. federal securities laws and the applicable rules and regulations of the Securities and Exchange Commission and the PCAOB.

We conducted our audit in accordance with the standards of the PCAOB. Those standards require that we plan and perform the audit to obtain reasonable assurance about whether effective internal control over financial reporting was maintained in all material respects. Our audit included obtaining an understanding of internal control over financial reporting, assessing the risk that a material weakness exists, testing and evaluating the design and operating effectiveness of internal control based on the assessed risk, and performing such other procedures as we considered necessary in the circumstances. We believe that our audit provides a reasonable basis for our opinion.

### Definition and Limitations of Internal Control over Financial Reporting

A company’s internal control over financial reporting is a process designed to provide reasonable assurance regarding the reliability of financial reporting and the preparation of financial statements for external purposes in accordance with generally accepted accounting principles. A company’s internal control over financial reporting includes those policies and procedures that (1) pertain to the maintenance of records that, in reasonable detail, accurately and fairly reflect the transactions and dispositions of the assets of the company; (2) provide reasonable assurance that transactions are recorded as necessary to permit preparation of financial statements in accordance with generally accepted accounting principles, and that receipts and expenditures of the company are being made only in accordance with authorizations of management and directors of the company; and (3) provide reasonable assurance regarding prevention or timely detection of unauthorized acquisition, use, or disposition of the company’s assets that could have a material effect on the financial statements.

Because of its inherent limitations, internal control over financial reporting may not prevent or detect misstatements. Also, projections of any evaluation of effectiveness to future periods are subject to the risk that controls may become inadequate because of changes in conditions, or that the degree of compliance with the policies or procedures may deteriorate.

/s/ DELOITTE & TOUCHE LLP

San Jose, California  
February 23, 2026

## REPORT OF INDEPENDENT REGISTERED PUBLIC ACCOUNTING FIRM

To the stockholders and the Board of Directors of Coursera, Inc.

### Opinion on the Financial Statements

We have audited the accompanying consolidated balance sheets of Coursera, Inc. and subsidiaries (the “Company”) as of December 31, 2025 and 2024, the related consolidated statements of operations, comprehensive loss, stockholders’ equity, and cash flows, for each of the three years in the period ended December 31, 2025, and the related notes (collectively referred to as the “financial statements”). In our opinion, the financial statements present fairly, in all material respects, the financial position of the Company as of December 31, 2025 and 2024, and the results of its operations and its cash flows for each of the three years in the period ended December 31, 2025, in conformity with accounting principles generally accepted in the United States of America.

We have also audited, in accordance with the standards of the Public Company Accounting Oversight Board (United States) (PCAOB), the Company’s internal control over financial reporting as of December 31, 2025, based on criteria established in *Internal Control — Integrated Framework (2013)* issued by the Committee of Sponsoring Organizations of the Treadway Commission and our report dated February 23, 2026, expressed an unqualified opinion on the Company’s internal control over financial reporting.

### Basis for Opinion

These financial statements are the responsibility of the Company’s management. Our responsibility is to express an opinion on the Company’s financial statements based on our audits. We are a public accounting firm registered with the PCAOB and are required to be independent with respect to the Company in accordance with the U.S. federal securities laws and the applicable rules and regulations of the Securities and Exchange Commission and the PCAOB.

We conducted our audits in accordance with the standards of the PCAOB. Those standards require that we plan and perform the audit to obtain reasonable assurance about whether the financial statements are free of material misstatement, whether due to error or fraud. Our audits included performing procedures to assess the risks of material misstatement of the financial statements, whether due to error or fraud, and performing procedures that respond to those risks. Such procedures included examining, on a test basis, evidence regarding the amounts and disclosures in the financial statements. Our audits also included evaluating the accounting principles used and significant estimates made by management, as well as evaluating the overall presentation of the financial statements. We believe that our audits provide a reasonable basis for our opinion.

### Critical Audit Matter

The critical audit matter communicated below is a matter arising from the current-period audit of the financial statements that was communicated or required to be communicated to the audit committee and that (1) relates to accounts or disclosures that are material to the financial statements and (2) involved our especially challenging, subjective, or complex judgments. The communication of critical audit matters does not alter in any way our opinion on the financial statements, taken as a whole, and we are not, by communicating the critical audit matter below, providing a separate opinion on the critical audit matter or on the accounts or disclosures to which it relates.

#### ***Revenue Recognition - Refer to Note 2 and 3 to the financial statements***

##### *Critical Audit Matter Description*

The Company recognizes revenue from contracts with customers for access to the learning content hosted on its platform and related services. The Company’s Enterprise revenue is generated through the sale of subscription licenses to businesses, organizations, governments, and educational institutions that provide their learners with the ability to enroll in courses and Specializations and receive certifications upon completion. Enterprise contracts consist of selling a fixed quantity of catalog licenses that grant each learner access to the Company’s learning platform and unlimited course enrollments over the license term. For higher value Enterprise contracts, management applies judgment in identifying and evaluating the terms and conditions of such contracts that impact revenue recognition.

Given the complexity of the Company's higher value Enterprise contracts, together with the judgments involved in identifying and evaluating the terms and conditions impacting revenue recognition, auditing management's identification and evaluation of the terms and conditions within such contracts and the resulting impact on revenue recognition required a high degree of auditor judgment and an increased extent of effort.

*How the Critical Audit Matter Was Addressed in the Audit*

Our audit procedures related to management's identification and evaluation of the terms and conditions within higher value Enterprise contracts and the resulting impact on revenue recognition included the following, among others:

- We tested the operating effectiveness of internal controls over revenue recognition, including those over the identification and evaluation of terms and conditions and the resulting impact on revenue recognition.
- We selected a sample of higher value Enterprise revenue contracts and performed the following:
  - Obtained the related contract, including master agreements, amendments, and purchase and sales order agreements, and evaluated whether management properly documented the terms of the contract in accordance with the Company's accounting policies.
  - Assessed management's identification and evaluation of the terms and conditions that impact revenue recognition by independently evaluating the terms and conditions of the contract and the resulting impact on revenue recognition.

/s/ DELOITTE & TOUCHE LLP

San Jose, California  
February 23, 2026

We have served as the Company's auditor since 2013.

## PART I—FINANCIAL INFORMATION

### Item 1. Consolidated Financial Statements

#### COURSERA, INC. AND SUBSIDIARIES

##### Consolidated Balance Sheets (In millions, except par value amounts)

	December 31, 2025	December 31, 2024
<b>Assets</b>		
Current assets:		
Cash and cash equivalents	\$ 792.6	\$ 726.1
Accounts receivable, net	65.4	59.7
Deferred costs, net	19.6	24.7
Prepaid expenses and other current assets	20.5	20.2
Total current assets	898.1	830.7
Property, equipment, and software, net	43.4	36.9
Intangible assets, net	27.1	24.5
Other assets	31.4	38.2
Total assets	<u>\$ 1,000.0</u>	<u>\$ 930.3</u>
<b>Liabilities and Stockholders' Equity</b>		
Current liabilities:		
Content liabilities	\$ 100.0	\$ 104.1
Other accounts payable and accrued expenses	29.8	19.2
Accrued compensation and benefits	36.7	31.6
Deferred revenue, current	180.9	159.7
Other current liabilities	10.5	12.9
Total current liabilities	357.9	327.5
Deferred revenue, non-current	1.4	1.6
Other liabilities	5.0	3.8
Total liabilities	364.3	332.9
Commitments and contingencies (Note 9)		
Stockholders' equity:		
Preferred stock, \$0.00001 par value—10.0 shares authorized and no shares issued and outstanding as of December 31, 2025 and 2024	—	—
Common stock, \$0.00001 par value—300.0 shares authorized as of December 31, 2025 and December 31, 2024; 167.9 shares issued and outstanding as of December 31, 2025, and 165.3 shares issued and 160.1 shares outstanding as of December 31, 2024	—	—
Additional paid-in capital	1,546.9	1,506.7
Treasury stock, at cost—none and 5.2 shares as of December 31, 2025 and 2024	—	(49.1)
Accumulated deficit	(911.2)	(860.2)
Total stockholders' equity	635.7	597.4
Total liabilities and stockholders' equity	<u>\$ 1,000.0</u>	<u>\$ 930.3</u>

See Notes to Consolidated Financial Statements.

**COURSERA, INC. AND SUBSIDIARIES**

**Consolidated Statements of Operations**

(In millions, except per share amounts)

	Year Ended December 31,		
	2025	2024	2023
Revenue	\$ 757.5	\$ 694.7	\$ 635.8
Cost of revenue	344.1	323.3	306.0
Gross profit	413.4	371.4	329.8
Operating expenses:			
Research and development	121.6	132.1	160.1
Sales and marketing	255.7	234.9	222.8
General and administrative	114.4	108.7	98.3
Restructuring related charges	(0.9)	8.9	(5.8)
Total operating expenses	490.8	484.6	475.4
Loss from operations	(77.4)	(113.2)	(145.6)
Interest income, net	32.0	36.7	34.4
Other income (expense), net	(0.5)	(2.0)	—
Loss before income taxes	(45.9)	(78.5)	(111.2)
Income tax expense	5.1	1.0	5.4
Net loss	\$ (51.0)	\$ (79.5)	\$ (116.6)
Net loss per share—basic and diluted	\$ (0.31)	\$ (0.51)	\$ (0.77)
Weighted average shares used in computing net loss per share—basic and diluted	163.8	157.4	151.0

See Notes to Consolidated Financial Statements.

**COURSERA, INC. AND SUBSIDIARIES**

**Consolidated Statements of Comprehensive Loss**  
(In millions)

	Year Ended December 31,		
	2025	2024	2023
Net loss	\$ (51.0)	\$ (79.5)	\$ (116.6)
Change in unrealized (loss) gain on marketable securities, net of tax	—	(0.1)	0.8
Comprehensive loss	<u>\$ (51.0)</u>	<u>\$ (79.6)</u>	<u>\$ (115.8)</u>

See Notes to Consolidated Financial Statements.

**COURSERA, INC. AND SUBSIDIARIES**

**Consolidated Statements of Stockholders' Equity**  
(In millions)

	Common Stock		Additional Paid-In Capital	Treasury Stock		Accumulated Other Comprehensive Income (Loss)	Accumulated Deficit	Total Stockholders' Equity
	Shares	Amount		Shares	Amount			
<b>Balance—December 31, 2022</b>	147.9	\$ —	\$ 1,364.1	2.7	\$ (4.7)	\$ (0.7)	\$ (664.1)	\$ 694.6
Exercise of stock options	6.6	—	27.3	—	—	—	—	27.3
Repurchases of common stock	(4.8)	—	—	4.9	(58.5)	—	—	(58.5)
Vesting of restricted stock units, net of tax withholdings	5.0	—	(54.1)	—	—	—	—	(54.1)
Issuance of common stock related to employee stock purchase plan	0.6	—	6.0	—	—	—	—	6.0
Stock-based compensation	—	—	116.7	—	—	—	—	116.7
Other comprehensive loss	—	—	—	—	—	0.8	—	0.8
Net loss	—	—	—	—	—	—	(116.6)	(116.6)
<b>Balance—December 31, 2023</b>	<u>155.3</u>	<u>\$ —</u>	<u>\$ 1,460.0</u>	<u>7.6</u>	<u>\$ (63.2)</u>	<u>\$ 0.1</u>	<u>\$ (780.7)</u>	<u>\$ 616.2</u>
Exercise of stock options	2.5	—	(1.1)	(1.2)	10.5	—	—	9.4
Vesting of restricted stock units, net of tax withholdings	4.6	—	(66.1)	(3.5)	32.8	—	—	(33.3)
Repurchases of common stock	(3.1)	—	—	3.1	(36.7)	—	—	(36.7)
Issuance of restricted stock awards	—	—	(0.1)	—	0.1	—	—	—
Issuance of common stock related to employee stock purchase plan	0.8	—	(1.8)	(0.8)	7.4	—	—	5.6
Stock-based compensation	—	—	115.8	—	—	—	—	115.8
Other comprehensive income	—	—	—	—	—	(0.1)	—	(0.1)
Net loss	—	—	—	—	—	—	(79.5)	(79.5)
<b>Balance—December 31, 2024</b>	<u>160.1</u>	<u>\$ —</u>	<u>\$ 1,506.7</u>	<u>5.2</u>	<u>\$ (49.1)</u>	<u>\$ —</u>	<u>\$ (860.2)</u>	<u>\$ 597.4</u>
Exercise of stock options	3.0	—	(4.7)	(1.6)	14.6	—	—	9.9
Vesting of restricted stock units, net of tax withholdings	4.2	—	(58.0)	(3.2)	30.4	—	—	(27.6)
Issuance of common stock related to employee stock purchase plan	0.6	—	0.1	(0.4)	4.1	—	—	4.2
Stock-based compensation	—	—	102.8	—	—	—	—	102.8
Net loss	—	—	—	—	—	—	(51.0)	(51.0)
<b>Balance—December 31, 2025</b>	<u>167.9</u>	<u>\$ —</u>	<u>\$ 1,546.9</u>	<u>—</u>	<u>\$ —</u>	<u>\$ —</u>	<u>\$ (911.2)</u>	<u>\$ 635.7</u>

See Notes to Consolidated Financial Statements.

**COURSERA, INC. AND SUBSIDIARIES**

**Consolidated Statements of Cash Flows**  
(In millions)

	Year Ended December 31,		
	2025	2024	2023
<b>Cash flows from operating activities:</b>			
Net loss	\$ (51.0)	\$ (79.5)	\$ (116.6)
Adjustments to reconcile net loss to net cash provided by operating activities:			
Depreciation and amortization	28.8	25.1	22.3
Stock-based compensation expense	95.1	108.1	109.6
Impairment losses	3.7	2.2	3.1
Other	(0.3)	0.6	(12.3)
Changes in operating assets and liabilities:			
Accounts receivable, net	(5.7)	7.2	(14.8)
Prepaid expenses and other assets	7.4	7.3	(12.1)
Accounts payable and accrued expenses	8.0	(2.3)	34.0
Accrued compensation and other liabilities	1.7	5.5	(4.8)
Deferred revenue	21.0	21.2	21.3
Net cash provided by operating activities	<u>108.7</u>	<u>95.4</u>	<u>29.7</u>
<b>Cash flows from investing activities:</b>			
Proceeds from maturities of marketable securities	—	66.0	530.0
Purchases of marketable securities	—	—	(121.8)
Purchases of property, equipment, and software	(1.5)	(1.6)	(1.1)
Capitalized internal-use software costs	(18.1)	(17.2)	(15.3)
Purchase of minority interest	—	—	(1.7)
Purchases of content assets	(10.6)	(17.3)	(5.3)
Net cash provided by (used in) investing activities	<u>(30.2)</u>	<u>29.9</u>	<u>384.8</u>
<b>Cash flows from financing activities:</b>			
Proceeds from exercise of stock options	9.9	9.4	27.3
Proceeds from employee stock purchase plan	4.2	5.6	6.0
Payments for repurchases of common stock	—	(36.7)	(58.5)
Payments for tax withholding on vesting of restricted stock units	(27.6)	(33.3)	(54.1)
Net cash used in financing activities	<u>(13.5)</u>	<u>(55.0)</u>	<u>(79.3)</u>
<b>Net increase in cash, cash equivalents, and restricted cash</b>	<b>65.0</b>	<b>70.3</b>	<b>335.2</b>
<b>Cash, cash equivalents, and restricted cash—beginning of period</b>	<b>728.4</b>	<b>658.1</b>	<b>322.9</b>
<b>Cash, cash equivalents, and restricted cash—end of period</b>	<b><u>\$ 793.4</u></b>	<b><u>\$ 728.4</u></b>	<b><u>\$ 658.1</u></b>
<b>Supplemental disclosure of cash flow information:</b>			
Cash paid for income taxes, net of refunds	\$ 6.0	\$ 5.3	\$ 6.4
<b>Supplemental disclosure of noncash investing and financing activities:</b>			
Stock-based compensation capitalized as internal-use software costs	\$ 7.7	\$ 7.7	\$ 7.1
Content assets, unpaid or acquired through non-cash consideration	\$ 3.9	\$ 2.2	\$ 1.3
Right-of-use asset obtained in exchange for operating lease liability	\$ 2.2	\$ 3.0	\$ —

See Notes to Consolidated Financial Statements.

## COURSERA, INC. AND SUBSIDIARIES

### NOTES TO CONSOLIDATED FINANCIAL STATEMENTS

(In millions, except per share amounts)

#### 1. BASIS OF PRESENTATION AND DESCRIPTION OF BUSINESS

##### *Basis of Presentation*

The accompanying Consolidated Financial Statements of Coursera, Inc., a Delaware public benefit corporation, and its subsidiaries (“Coursera”, the “Company”, “we”, “us”, or “our”) have been prepared in accordance with accounting principles generally accepted in the United States (“GAAP”).

##### *Description of Business*

Coursera is an online learning platform that aims to provide access to world-class, affordable, and relevant education and skills training by connecting learners, institutions, and content creators in our ecosystem. We deliver branded content and product capabilities through an integrated platform that encompasses our global reach, data, and technology, making it customizable and extensible for both individual learners and institutions. We partner with trusted content creators, such as university and industry partners, to provide high-quality adult education and training solutions to a wide range of individuals, businesses, organizations, and governments. We also sell directly to institutions, including employers, colleges and universities, organizations, and governments, enabling their employees, students, and citizens to gain critical skills aligned with job market needs. Our corporate headquarters is located in Mountain View, California.

##### *Chief Executive Officer Transition and Segment Reporting*

Effective February 3, 2025, our Board of Directors (the “Board”) appointed Gregory Hart as our President, Chief Executive Officer (“CEO”), and a Class III director on our Board. Refer to Note 11, *Employee Benefit Plans*, for additional information.

Our chief operating decision maker (“CODM”) is our CEO. In connection with Mr. Hart’s appointment as our CEO, we simplified our business model and conduct our operations through two reporting segments: Consumer and Enterprise. This updated structure reflects how our CODM assesses performance and allocates resources to support our strategic and operational priorities. This segment reporting change does not impact our Enterprise segment or consolidated results. Refer to Note 13, *Segment and Geographic Information*, for additional information.

##### *Reclassification*

As of June 30, 2025, we changed the Consolidated Balance Sheets’ caption for “Educator partners payable” to “Content liabilities.” In conjunction with this update, \$1.5 million and \$2.2 million of unpaid purchases of content assets as of December 31, 2025 and December 31, 2024 are now reflected in “Content liabilities.” These amounts would have previously been reported in “Other accounts payable and accrued expenses.” Other certain prior period amounts have been reclassified to conform to current presentation.

##### *Transaction with Udemy*

On December 17, 2025, we entered into an Agreement and Plan of Merger (the “Merger Agreement”) to combine with Udemy, Inc. (“Udemy”), an online learning platform. Under the terms of the Merger Agreement, each issued and outstanding share of Udemy common stock would be converted into the right to receive 0.800 shares of our common stock. The Merger, which is anticipated to close by the second half of calendar year 2026, is subject to regulatory approval, approval by the companies’ respective stockholders, and other customary closing conditions.

#### 2. SIGNIFICANT ACCOUNTING POLICIES

##### *Principles of Consolidation*

The Consolidated Financial Statements include the Company and its wholly owned subsidiaries. All intercompany balances and transactions have been eliminated in consolidation.

## ***Use of Estimates***

The preparation of Consolidated Financial Statements in conformity with GAAP requires management to make estimates, judgments, and assumptions that affect the reported amounts of assets and liabilities and related disclosures as of the date of the Consolidated Financial Statements, as well as the reported amounts of revenue and expenses during the reporting period. We base our estimates on historical experience, current conditions, and various other factors that we believe to be reasonable under the circumstances. Significant items subject to such estimates, judgments, and assumptions include, but are not limited to, those related to the determination of principal versus agent and variable consideration in our revenue contracts; stock-based compensation expense; period of benefit for capitalized commissions; internal-use software costs; useful lives of long-lived assets; the carrying value of operating lease right-of-use assets; the valuation of intangible assets; loss contingencies and potential recoveries; and income tax expense, including the valuation of deferred tax assets and liabilities, among others. Actual results could differ from those estimates, and any such differences could be material to our Consolidated Financial Statements.

## ***Cash, Cash Equivalents, and Restricted Cash***

We consider all highly liquid investments with an original maturity of three months or less at the date of purchase to be cash equivalents. Our cash and cash equivalents consist of cash and money market funds at financial institutions, and are stated at cost, which approximates fair value because of their immediate or short-term maturities. Our restricted cash primarily consists of letters of credit required to fulfill certain operating lease agreements. Restricted cash, current is included in prepaid expenses and other current assets, and restricted cash, non-current is included in other assets, both in the Consolidated Balance Sheets.

## ***Accounts Receivable, Net***

Accounts receivable, net includes trade accounts receivable, both billed and unbilled, net of an allowance for credit losses. Billed receivables are recorded at the invoiced amount in the period that our right to consideration becomes unconditional, with payment terms on invoiced amounts typically ranging from 30 to 60 days. Unbilled receivables, or contract assets, are recorded when revenue is recognized prior to our unconditional right to consideration. A contract asset is a right to consideration that is conditional upon factors other than the passage of time.

We establish an allowance for credit losses based on our assessment of the collectibility of accounts receivable. This assessment considers various factors, including the age of each outstanding invoice, each customer's expected ability to pay, the collection history with each customer, current economic conditions, and reasonable and supportable forecasts of future economic conditions over the life of the receivable, when applicable, to determine whether a specific allowance is appropriate. Accounts receivable deemed uncollectible are charged against the allowance for credit losses when identified. The allowance for credit losses and related activities were not material for the years ended December 31, 2025, 2024, and 2023.

## ***Property, Equipment, and Software, Net***

Property, equipment, and software, net is stated at cost, less accumulated depreciation and amortization. We record depreciation and software amortization using the straight-line method over the estimated useful lives of the assets, which typically range from two to five years. We amortize leasehold improvements over the shorter of the estimated useful lives of the improvements or the remaining lease term.

## ***Content Creator Costs***

We have various agreements with content creators that grant us the right to host their intellectual property on our platform. In return, content creators earn a fee that we recognize as a content cost in the same period in which the related revenue is recognized. This cost is classified as a cost of revenue in the Consolidated Statements of Operations.

## ***Leases***

We determine if an arrangement is a lease and its classification at inception by evaluating various factors, including if the contract conveys the right to control the use of an identified asset for a period of time in exchange for consideration, among other facts and circumstances. Right-of-use ("ROU") assets represent our right to use an underlying asset for the lease term and are included in other assets on our Consolidated Balance Sheets. Lease liabilities represent our obligation to make lease

payments according to the arrangement and are included in other current liabilities and other liabilities on our Consolidated Balance Sheets. We do not have any finance leases.

ROU assets and lease liabilities are recognized at the commencement date based on the present value of minimum remaining lease payments over the lease term. For this purpose, we include payments that are fixed and determinable at the commencement date, including initial direct costs incurred and excluding lease incentives received. We use the implicit rate when it is readily determinable. Otherwise, we use our incremental borrowing rate based on the information available at the commencement date to determine the present value of future lease payments. Our lease terms may include options to extend or terminate the lease when it is reasonably certain that we will exercise such options. Our lease agreements may contain variable costs such as common area maintenance, insurance, real estate taxes, or other costs. Variable lease costs are expensed as incurred in the Consolidated Statements of Operations. Operating lease expense is recognized on a straight-line basis over the lease term.

We do not separate lease and non-lease components and do not recognize ROU assets and operating lease liabilities arising from leases with an initial lease term of 12 months or less.

Additionally, any impairment of an ROU asset and other lease-related assets, including leasehold improvements, furniture and fixtures, and computer equipment, resulting from entering into a sublease arrangement is recognized in the Consolidated Statements of Operations in the period the sublease agreement is executed. We recognize sublease income as a reduction to our operating lease expense on a straight-line basis over the sublease term. Refer to Note 6, *Leases*, for additional information.

#### ***Internal-Use Software and Website Development Costs***

We capitalize certain costs associated with our internal-use software and website development during the application development stage, and are included in property, equipment, and software, net on our Consolidated Balance Sheets. This occurs when management with the relevant authority authorizes and commits to the project's funding, it is probable that the project will be completed, and the software will be used as intended. These costs include personnel and related employee benefits expenses for employees who are directly associated with and who devote time to software and website development projects. Such costs are amortized on a straight-line basis over the estimated useful life of the related asset, typically two to five years, and are recorded within cost of revenue in the Consolidated Statements of Operations. Costs incurred prior to meeting these criteria, together with costs incurred for training and maintenance, are expensed as incurred within research and development in the Consolidated Statements of Operations.

#### ***Intangible Assets, Net***

Intangible assets, net is stated at cost, net of accumulated amortization. We amortize our finite-lived intangible assets on a straight-line basis over their estimated useful lives, generally five years. The amortization of content assets and developed technology is included in cost of revenue in the Consolidated Statements of Operations

Impairment losses related to content assets were not material during the years ended December 31, 2025, 2024, and 2023.

#### ***Impairment of Long-Lived Assets***

We monitor events and changes in circumstances that could indicate the carrying amounts of our long-lived assets, including deferred partner fees, property, equipment, software, intangible assets, and operating lease ROU assets, may not be recoverable. When such events or changes in circumstances occur, we assess the recoverability of long-lived assets by determining whether the carrying value of such assets will be recovered through their undiscounted expected future cash flows. If the future undiscounted cash flows are less than the carrying amount of these assets, we recognize an impairment loss based on the excess of the carrying amount over the fair value of the assets. Impairment losses during the years ended December 31, 2024 and 2023 were immaterial. During the year ended December 31, 2025, we recognized impairment losses of \$1.2 million on deferred partner fees and \$1.0 million on content development grants, which we do not expect to recover. These impairment losses were recorded within cost of revenue and sales and marketing expenses, respectively, in the Consolidated Statements of Operations.

### ***Treasury Stock***

We record repurchases of our common stock as treasury stock, at cost. Incremental direct costs associated with the repurchase of our common stock, including excise tax, are included in the cost of the shares acquired. We use the average cost method to account for reissuances of our treasury stock. If shares of treasury stock are reissued at a price higher than its cost, the gain is recorded to additional paid-in capital. If shares of treasury stock issued at a price lower than its cost, the loss is recorded to additional paid-in capital to the extent there are previous net gains included in the account. Losses in excess of previous net gains are recorded to accumulated deficit only once there is no additional paid-in capital.

### ***Loss Contingencies***

We regularly review the status of each significant matter and assess its potential likelihood of loss or exposure. We record an accrual for loss contingencies for legal proceedings when we believe that an unfavorable outcome is both (i) probable and (ii) the amount or range of any possible loss can be reasonably estimated. The actual liability in any such matters may be materially different from our estimates, if any, which could result in the need to adjust the liability and record additional expenses.

Legal fees related to potential loss contingencies are expensed as incurred. Insurance recoveries associated with loss contingencies are recognized when realization becomes probable and estimable, the associated costs have been recognized in the financial statements, and the losses are clearly attributable to the insured event.

### ***Revenue***

We recognize revenue from contracts with customers for access to the learning content hosted on our platform and related services. Revenue is recognized when control of the promised services is transferred to our customer, reflecting the consideration we expect to receive in exchange for these services. We apply judgment in determining our customer's ability and intent to pay, based on a variety of factors including the customer's historical payment experience, credit, or financial information. Consumer customers are required to pay in advance.

At contract inception, we assess the performance obligations, or deliverables, we have agreed to provide in the contract and determine if they are individually distinct or if they should be combined with other performance obligations. Contracts with multiple performance obligations require an allocation of the transaction price to each performance obligation based on each one's relative standalone selling price. We combine performance obligations when an individual performance obligation does not have standalone value to our customer. For example, our customers do not have the ability to take possession of the software supporting our platform, so our contracts are typically accounted for as service arrangements with a single performance obligation.

We have a stand-ready obligation to provide learners with continuous access to our learning platform and deliver related support services for a specified term. For this reason, these services are generally viewed as a stand-ready performance obligation consisting of a series of distinct daily services. We typically satisfy these performance obligations over time as the services are provided. A time-elapsed output method is used to measure progress because our efforts are expended evenly throughout the period given the promise of a stand-ready service. Fixed fees for these services are generally recognized ratably over the contract term.

We include any fixed consideration within our contracts as part of the total transaction price. Generally, we include an estimate of the variable amount within the total transaction price and update our assumptions over the duration of the contract. None of our contracts contain a significant financing component. Taxes collected from customers and remitted to governmental authorities are not included within the total transaction price.

At times, we are party to multiple concurrent contracts or contracts that combine multiple services. These situations require judgment to determine if multiple contracts should be combined and accounted for as a single arrangement. In making this determination, we consider (i) the economics of each individual contract and whether or not it was negotiated on a standalone basis, and (ii) if multiple promises represent a single performance obligation.

Contract modifications require judgment to determine if the modification should be accounted for as (i) a separate contract, (ii) the termination of the original contract and creation of a new contract, or (iii) a cumulative catch-up adjustment to the original contract. When evaluating contract modifications, we must identify the performance obligations of the modified

contract and determine both the allocation of revenues to the remaining performance obligations and the period of recognition for each identified performance obligation.

We generate revenue from our two reportable segments: Consumer and Enterprise. Refer to Note 13, *Segment and Geographic Information*, for our disaggregation of revenue. We are generally the principal with respect to our Consumer and Enterprise revenue arrangements as we control the performance obligation and are the primary obligor with respect to delivering access to course content. Additionally, we have inventory risk through recoupable advances sometimes paid to content creators.

### *Consumer Revenue*

We generate revenue from consumers by selling access to learning content hosted on our platform. Consumer products include single course certifications, professional certificates, catalog-wide subscriptions and degree programs. Access to single courses is generally purchased at a fixed price for a set period of time, typically six months. Professional certificates are a series of courses offered by the same content creator, with learners provided access on a month-to-month subscription basis. Coursera Plus is our catalog-wide consumer subscription product, sold in monthly or annual subscriptions. For the aforementioned Consumer products, learners pay in advance, and revenue is recognized ratably over the contract term once access has been granted to the learner, as learners have unlimited access to the course content during the contract term.

Consumer learners are entitled to a full refund up to two weeks after payment is received. We estimate and establish an allowance for refunds based on historical refund rates, which was immaterial as of December 31, 2025 and 2024.

We also generate Consumer revenue through contracts with universities where we facilitate the delivery of their bachelor's and master's degree programs or postgraduate diplomas. These contracts involve the performance of a number of promises, including but not limited to hosting the degree content on our learning platform, providing content authoring tools, course production support, marketing, and platform technical support services. The revenue we earn is dependent upon the number of learners enrolled and the tuition charged by the university. This is a form of variable consideration, and we estimate the amount of revenue using an expected value method. These estimates are refined each reporting period until the consideration becomes known, generally at the time the final term enrollment report is provided by the university.

There is no direct contractual revenue arrangement between Coursera and degree students, whose contractual arrangement is directly with the universities. In addition to the learning platform, the universities are obligated to provide their students with additional services, such as designing the curriculum, setting admission criteria, making admission and financial aid decisions, real-time teaching, independently awarding credits, certificates, or degrees, and providing academic and career counseling. For these reasons, the universities control the delivery of degrees hosted on our platform. We recognize only the service fee we receive from the universities as revenue.

### *Enterprise Revenue*

We sell subscription licenses to businesses, organizations, governments, and educational institutions. These licenses provide their learners with the ability to enroll in courses and Specializations and receive certifications upon completion. Enterprise contracts are typically between one and three years in length and consist of selling a fixed quantity of catalog licenses that grant each learner access to our learning platform and unlimited course enrollments over the license term. We recognize revenue ratably over the contract term once access has been granted to the Enterprise customer.

### *Deferred Revenue*

Deferred revenue, or contract liabilities, consists of consideration recorded in advance of performance obligations being delivered and is classified as current or non-current based on the related period in which services are expected to be provided.

### *Contract Acquisition and Fulfillment Costs*

Contract acquisition costs consist of sales commissions and related payroll taxes associated with obtaining contracts with Enterprise customers.

### *Deferred Commissions*

Contract acquisition costs are costs we incur that are directly related to securing a contract and are primarily related to sales commissions and related payroll taxes earned by our Enterprise sales forces. These costs are deferred and then amortized on a straight-line basis over the expected period of benefit. We amortize these costs over four years, as the commissions paid upon a contract renewal are not commensurate with the commissions paid on the initial contract, and as such, the sales contract term is not commensurate with the expected period of benefit. Sales commissions and related payroll taxes primarily paid for Enterprise contract renewals are amortized over the renewal term, which is generally two years. On an annual basis, we assess the expected period of benefit, considering the average contract term length, the life of the underlying technology, and other factors.

Deferred commissions and related payroll taxes are recorded within deferred costs or other assets in the Consolidated Balance Sheets, depending on the timing of the related amortization. They are amortized to sales and marketing in the Consolidated Statements of Operations.

### *Deferred Partner Fees*

These fulfillment costs, which are paid to content creators in advance of completing our performance obligations, are recorded within prepaid expenses and other current assets or other assets in the Consolidated Balance Sheets, depending on the timing of the related revenue recognition. They are then amortized into cost of revenue ratably over the subscription term.

### *Cost of Revenue*

Cost of revenue consists of content costs, which are typically fees paid to content creators, and expenses associated with the operation and maintenance of our platform. These expenses include the cost of servicing support requests from paid learners and content creators, hosting and bandwidth costs, amortization of acquired technology, internal-use software, and content assets, customer payment processing fees, and attributed facilities costs.

### *Fair Value Measurements*

Fair value is defined as the price that would be received for an asset or the 'exit price' that would be paid to transfer a liability in the principal or most advantageous market in an orderly transaction between independent market participants on the measurement date. The fair value hierarchy requires an entity to maximize the use of observable inputs, where available. This hierarchy prioritizes the inputs into three broad levels as follows:

*Level 1*— Inputs are unadjusted quoted prices in active markets for identical assets or liabilities.

*Level 2*— Inputs are quoted prices for similar assets and liabilities in active markets or inputs that are observable for the assets or liabilities, either directly or indirectly through market corroboration, for substantially the full term of the financial instruments.

*Level 3*— Inputs are unobservable inputs based on our own assumptions used to measure assets and liabilities at fair value. The inputs require significant management judgment or estimation.

The classification of a financial asset or liability within the hierarchy is determined based on the lowest-level input that is significant to the fair value measurement.

### *Concentrations of Risk*

Financial instruments that potentially subject us to concentration of credit risk consist of cash and cash equivalents. We only invest in high-credit-quality instruments and maintain our cash equivalents in fixed-income securities. We place our cash primarily with domestic financial institutions that are federally insured within statutory limits.

For the purpose of assessing the concentration of credit risk with respect to accounts receivable and significant customers, we treat a group of customers under common control or customers that are affiliates of each other as a single customer. For the years ended December 31, 2025, 2024, and 2023, we did not have any customers that accounted for more than 10% of

our revenue. As of December 31, 2025 and 2024, we had one customer that accounted for 12% of our net accounts receivable balance for both years, which was collected within typical business terms.

Our business model relies on educational content and credentialing programs from content creators. Our largest content creator has global brand recognition and supplies a variety of in-demand content across multiple domains. The loss of, or significant reduction in, this partnership or one of our other large content creator relationships could have a material adverse effect on our financial position, results of operations, and cash flows.

### ***Income Taxes***

We are treated as a corporation under applicable federal and state income tax laws and are subject to income taxes in the United States and numerous foreign jurisdictions. Significant judgment is required in determining our income tax expense and deferred tax assets and liabilities, including evaluating uncertainties in the application of accounting principles and complex tax laws.

We utilize the asset and liability method under which deferred tax assets and liabilities arise from the temporary differences between the tax basis of an asset or liability and its reported amount in the Consolidated Balance Sheets, as well as from net operating losses (“NOLs”) and tax credit carryforwards. Deferred tax amounts are determined by using the tax rates expected to be in effect when the taxes will be paid or refunds received, as provided for under currently enacted tax law. The effect on deferred taxes of changes in tax rates and laws in future periods, if any, is reflected in the Consolidated Financial Statements in the period enacted. A valuation allowance is established if, based upon the available evidence, it is more likely than not that some or all of the deferred tax assets will not be realized. We consider the available evidence, both positive and negative, including historical levels of income, expectations, and risks associated with estimates of future taxable income in assessing the need for a valuation allowance. Certain of our earnings are indefinitely reinvested offshore and could be subject to additional income tax if repatriated. It is not practicable to determine the unrecognized deferred tax liability on a hypothetical distribution of those earnings.

Determination of income tax expense requires estimates and can involve complex issues that may require an extended period to resolve. We recognize estimated tax liabilities when such liabilities are more likely than not to be sustained upon examination by the taxing authority. Further, the estimated level of annual earnings before income tax can cause the overall effective income tax rate to vary from period to period. Final determination of prior-year tax liabilities, either by settlement with tax authorities or expiration of statutes of limitations, could be materially different than estimates reflected in assets and liabilities and historical income tax expense. The outcome of these final determinations could have a material effect on our income tax expense or cash flows in the period that determination is made.

We recognize interest and penalties related to income tax matters as a component of income tax expense in the Consolidated Statements of Operations.

### ***Stock-Based Compensation Expense***

We measure and recognize compensation expense for stock-based awards granted to employees, directors, and non-employees based on the estimated grant date fair value. Stock-based awards include restricted stock units (“RSUs”), stock options, performance stock units (“PSUs”), performance-based stock options (“PSOs”), and restricted stock awards as well as stock purchase rights granted to employees under our employee stock purchase plan (“ESPP Rights”).

The fair value of RSUs, PSUs, and restricted stock awards is based on the fair value of our common stock on the grant date. We estimate the fair value of stock options and ESPP Rights using the Black-Scholes option-pricing model and PSOs using a Monte Carlo simulation model, which requires the use of the following assumptions:

*Expected Term*—The expected term represents the period that our stock-based awards are expected to be outstanding. For option grants considered to be “plain vanilla,” we determine the expected term using the simplified method, which deems the term to be the average of the time to vesting and the contractual life of the options. For ESPP Rights, the expected term represents the term from the first day of the offering period to the purchase date.

*Risk-Free Interest Rate*—The risk-free interest rate is based on the U.S. Treasury yield curve in effect at the time of grant for zero-coupon U.S. Treasury notes with maturities approximately equal to the expected term of the stock option or ESPP Rights.

*Expected Volatility*—The expected volatility for stock options is derived from the average historical stock volatilities of several unrelated public companies within our industry that we consider to be comparable to our business, and to the extent available, our historical volatility over a period equivalent to the estimated expected term. The expected volatility for ESPP Rights is based on the historical volatility of our common stock over the estimated expected term.

*Dividend Yield*—The expected dividend is assumed to be zero as we have never paid dividends and have no current plans to do so.

Stock-based compensation is generally recognized on a straight-line basis over the requisite service period, which usually matches the vesting period. Forfeitures are recognized as they occur. For our PSOs, we recognize stock-based compensation expense on a straight-line basis over the derived service period.

### ***Net Loss Per Share Attributable to Common Stockholders***

Basic and diluted net loss per share attributable to common stockholders is computed using the two-class method required for participating securities.

Basic net loss per share is computed by dividing net loss attributable to common stockholders by the weighted-average number of shares of common stock outstanding during the period. Diluted net loss per share is computed by giving effect to all potentially dilutive common stock equivalents to the extent they are dilutive. In this calculation, common stock options, RSUs, PSUs, and ESPP Rights are considered to be common stock equivalents. However, they have been excluded from the calculation of diluted net loss per share attributable to common stockholders due to their anti-dilutive effect for the periods presented.

### ***Comprehensive Loss***

Comprehensive loss includes net loss and other comprehensive income (loss), net of tax. Other comprehensive income (loss), net of tax, refers to revenue, expenses, gains, and losses that, under GAAP, are recorded as an element of stockholders' equity but are excluded from net loss.

### ***Research and Development***

Expenditures for the research and development of our technology and non-refundable contributions to develop content creator content are expensed when incurred, unless they qualify as internal-use software development costs. Research and development costs primarily consist of personnel costs, consulting services, content development contributions, and attributed facilities costs.

### ***Advertising Costs***

Advertising costs are expensed as incurred and are included in sales and marketing in the Consolidated Statements of Operations. For the years ended December 31, 2025, 2024, and 2023, these costs were \$106.5 million, \$62.4 million, and \$44.8 million.

### ***Foreign Currency***

The majority of our sales contracts are denominated in U.S. dollars, and the functional currency of our international subsidiaries is also the U.S. dollar. We remeasure monetary assets and liabilities denominated in currencies other than the functional currency to the functional currency at period-end exchange rates. Foreign currency transaction gains and losses resulting from this remeasurement are recognized within other expense, net in the Consolidated Statements of Operations.

### **Recent Accounting Pronouncements**

#### *New Accounting Pronouncements Recently Adopted*

In December 2023, the Financial Accounting Standards Board (“FASB”) issued Accounting Standards Update (“ASU”) 2023-09, *Income Taxes (Topic 740): Improvements to Income Tax Disclosures*, which requires public entities on an annual basis to disclose (1) specific categories in the tax rate reconciliation and (2) income taxes paid disaggregated by jurisdiction. This ASU is effective for annual reporting periods beginning with our fiscal year ended December 31, 2025.

This authoritative guidance can be applied either retrospectively or prospectively. We applied this guidance on a retrospective basis which resulted in expanded disclosures as presented in Note 7, *Income Taxes*.

#### *Recently Issued Accounting Pronouncements Not Yet Adopted*

In November 2024, the FASB issued ASU 2024-03, *Income Statement—Reporting Comprehensive Income—Expense Disaggregation Disclosures (Subtopic 220-40)*, which requires disclosure, on an annual and interim basis, of specified disaggregated information about certain costs and expenses. Additionally, in January 2025, the FASB issued ASU 2025-01, *Income Statement—Reporting Comprehensive Income—Expense Disaggregation Disclosures (Subtopic 220-40)*, to clarify the effective date of ASU 2024-03. ASU 2024-03 will be effective for annual reporting periods beginning with our fiscal year ending December 31, 2027 and for interim reporting periods beginning with our fiscal quarter ending March 31, 2028, with early adoption permitted. The amendments may be applied either prospectively or retrospectively. We are currently evaluating the impact ASU 2024-03 will have on our financial statement disclosures.

In July 2025, the FASB issued ASU 2025-05, *Financial Instruments—Credit Losses (Topic 326): Measurement of Credit Losses for Accounts Receivable and Contract Assets*, which provides a practical expedient for estimating expected credit losses on current accounts receivable and current contract assets arising from transactions accounted for under Accounting Standards Codification 606, *Revenue from Contracts with Customers*. The practical expedient allows entities to assume that current conditions as of the balance sheet date remain unchanged over the remaining life of the asset. This ASU will be effective for annual reporting periods beginning with our fiscal year ending December 31, 2026, and for interim reporting periods beginning with our fiscal quarter ending March 31, 2027, with early adoption permitted. The amendments are to be applied prospectively. We are currently evaluating the impact ASU 2025-05 will have on our consolidated financial statements and related disclosures.

In September 2025, the FASB issued ASU 2025-06, *Intangibles—Goodwill and Other—Internal-Use Software (Subtopic 350-40)*, which aims to modernize the accounting for internal-use software costs by eliminating references to software development stages and introducing a new threshold for capitalization. Under the updated guidance, capitalization begins when (1) management authorizes and commits to funding the project and (2) it is probable that the project will be completed and the software will be used for its intended purpose. The ASU also provides enhanced guidance on evaluating the “probable-to-complete” threshold and consolidates website development cost guidance into Subtopic 350-40. This ASU will be effective for annual reporting periods beginning with our fiscal year ending December 31, 2028 and for interim reporting periods beginning with our fiscal quarter ending March 31, 2029, with early adoption permitted. The amendments may be applied prospectively, retrospectively, or using a modified retrospective approach. We are currently evaluating the impact ASU 2025-06 will have on our consolidated financial statements and related disclosures.

### **3. REVENUE**

#### *Deferred Revenue*

Revenue recognized during the years ended December 31, 2025, 2024, and 2023, which was included in the corresponding deferred revenue balance at the beginning of each year, was \$160.4 million, \$137.1 million, and \$116.0 million.

#### *Remaining Performance Obligations*

Remaining performance obligations represent contracted revenue that has not yet been recognized, which includes deferred revenue in the Consolidated Balance Sheets and unbilled amounts that will be recognized as revenue in future periods. As of December 31, 2025, we had remaining performance obligations of \$342.6 million and expect to recognize approximately 72% as revenue over the next 12 months and the remainder thereafter.

### *Costs to Obtain and Fulfill Contracts*

The following table presents our capitalization and amortization of commissions and related payroll tax expenditures recorded within sales and marketing in the Consolidated Statements of Operations:

	Year Ended December 31,		
	2025	2024	2023
Commissions and related payroll tax expenditures:			
Capitalization	\$ 11.7	\$ 15.0	\$ 17.1
Amortization	15.4	15.1	12.3

Deferred commissions and related payroll tax expenditures, which are included in deferred costs and other assets, were as follows:

	December 31, 2025	December 31, 2024
Deferred costs, net	\$ 12.8	\$ 13.8
Other assets	11.9	14.6

## 4. INVESTMENTS

### *Investments Measured at Fair Value on a Recurring Basis*

The following table summarizes our investments measured at fair value on a recurring basis by balance sheet classification and investment type:

	December 31, 2025		December 31, 2024	
	Amortized Cost	Fair Value - Level 1	Amortized Cost	Fair Value - Level 1
Cash equivalents—U.S. Treasury securities	\$ 556.6	\$ 556.6	\$ 529.5	\$ 529.5
Cash equivalents—money market funds	206.7	206.7	174.2	174.2
Total cash equivalents	\$ 763.3	\$ 763.3	\$ 703.7	\$ 703.7

Gross unrealized and realized gains and losses related to our cash equivalents were not material for the years ended December 31, 2025, 2024, and 2023.

### *Investments Measured at Fair Value on a Nonrecurring Basis*

In August 2023, we acquired an approximate 7% ownership interest in a privately held company, which is measured and accounted for using the fair value measurement alternative basis. This investment is classified within other assets in the Consolidated Balance Sheets. The carrying value of the investment was \$1.7 million as of both December 31, 2025 and 2024.

Our existing equity investments are remeasured at fair value on a nonrecurring basis when an identifiable event or change in circumstance may have a significant adverse impact on its fair value. During the year ended December 31, 2024, we recognized an impairment loss of \$1.0 million, within other expense, net in the Consolidated Statement of Operations, on a minority interest equity investment following a recapitalization event. No such events or changes occurred during the years ended December 31, 2025 or 2023.

## 5. CONSOLIDATED BALANCE SHEET COMPONENTS

### *Restricted Cash*

The reconciliation of cash, cash equivalents, and restricted cash was as follows:

	December 31, 2025	December 31, 2024	December 31, 2023
Cash and cash equivalents	\$ 792.6	\$ 726.1	\$ 656.3
Restricted cash, current	—	1.6	—
Restricted cash, non-current	0.8	0.7	1.8
Total cash, cash equivalents, and restricted cash	<u>\$ 793.4</u>	<u>\$ 728.4</u>	<u>\$ 658.1</u>

### *Accounts Receivable, Net*

Accounts receivable, net consisted of the following:

	December 31, 2025	December 31, 2024
Billed accounts receivable, net of allowance for credit losses	\$ 58.0	\$ 55.4
Unbilled accounts receivable	7.4	4.3
Accounts receivable, net	<u>\$ 65.4</u>	<u>\$ 59.7</u>

### *Property, Equipment, and Software, Net*

Property, equipment, and software, net consisted of the following:

	Estimated Useful Lives	December 31, 2025	December 31, 2024
Internal-use software and website development	2 - 5 years	\$ 113.6	\$ 94.6
Computer equipment and purchased software	2 years	2.8	4.7
Leasehold improvements	Shorter of useful life or remaining lease term	1.1	0.7
Furniture and fixtures	5 years	0.8	0.5
Total property, equipment, and software		118.3	100.5
Less accumulated depreciation and amortization		(74.9)	(63.6)
Property, equipment, and software, net		<u>\$ 43.4</u>	<u>\$ 36.9</u>

The following table presents depreciation and amortization expense related to property, equipment, and software as well as the portion of amortization expense related to internal-use software and website development that is recorded within cost of revenue in the Consolidated Statements of Operations:

	Year Ended December 31,		
	2025	2024	2023
Depreciation and amortization expense	\$ 19.5	\$ 19.6	\$ 19.3
Amortization expense for internal-use software and website development	\$ 18.5	\$ 17.8	\$ 16.9

## Intangible Assets, Net

Intangible assets, net consisted of the following:

	December 31, 2025			December 31, 2024		
	Gross Carrying Value	Accumulated Amortization	Net Carrying Value	Gross Carrying Value	Accumulated Amortization	Net Carrying Value
Content assets	\$ 43.1	\$ (16.0)	\$ 27.1	\$ 31.2	\$ (7.6)	\$ 23.6
Developed technology	8.4	(8.4)	—	8.4	(7.5)	0.9
Intangible assets	<u>\$ 51.5</u>	<u>\$ (24.4)</u>	<u>\$ 27.1</u>	<u>\$ 39.6</u>	<u>\$ (15.1)</u>	<u>\$ 24.5</u>

Capitalization of content assets and amortization expense for intangible assets were as follows:

	Year Ended December 31,		
	2025	2024	2023
Capitalization of content assets	\$ 12.4	\$ 18.2	\$ 6.2
Amortization expense for intangible assets	\$ 9.3	\$ 5.5	\$ 3.0

As of December 31, 2025, the weighted-average remaining amortization period was 3.0 years for content assets.

As of December 31, 2025, future expected amortization expense for intangible assets was as follows:

2026	\$ 9.0
2027	7.6
2028	5.8
2029	3.9
2030	0.8
Total	<u>\$ 27.1</u>

## 6. LEASES

We have entered into various non-cancelable office space operating leases, with lease periods expiring through June 2030. These leases do not contain residual value guarantees, covenants, or other restrictions.

In August 2024, we entered into an operating lease agreement for office space in Mountain View, California to replace our existing headquarters lease, resulting in the recognition of an operating lease right-of-use asset and operating lease liability of \$3.0 million. The lease term commenced in September 2024 and terminates in June 2030. The operating lease agreement includes an option to extend or terminate the lease, which is not reasonably certain to be exercised and, therefore, is not factored into the determination of lease payments.

The components of lease costs were as follows:

	Year Ended December 31,		
	2025	2024	2023
Operating lease cost	\$ 0.9	\$ 4.8	\$ 5.5
Short-term lease cost	0.8	0.8	0.9
Variable lease cost	0.7	2.0	2.1
Sublease income <sup>(1)</sup>	—	(2.3)	(2.7)
Total lease costs	<u>\$ 2.4</u>	<u>\$ 5.3</u>	<u>\$ 5.8</u>

(1) In May 2022, we entered into an agreement to sublease a portion of our existing office space in Mountain View, California, which commenced on June 1, 2022 and terminated on October 31, 2024.

Future lease payments under our non-cancelable operating leases, excluding short-term leases, as of December 31, 2025 were as follows:

2026	\$	1.7
2027		1.8
2028		1.2
2029		1.2
2030		0.6
Total lease payments		6.5
Less imputed interest		(0.8)
Present value of operating lease liabilities	\$	5.7
Operating lease liabilities, current		1.8
Operating lease liabilities, non-current		3.9
Total operating lease liabilities	\$	5.7

Supplemental cash flow information as well as the weighted-average remaining lease term and discount rate related to our operating leases were as follows:

	Year Ended December 31,		
	2025	2024	2023
Cash paid for amounts included in the measurement of operating lease liabilities	\$ 0.7	\$ 6.5	\$ 8.5
Cash received for lease incentives	0.8	—	—
Operating lease ROU assets obtained in exchange for lease liabilities	2.2	3.0	—

	December 31, 2025	December 31, 2024
Weighted-average remaining operating lease term (in years)	3.92	5.43
Weighted-average operating lease discount rate	6.50 %	6.56 %

## 7. INCOME TAXES

The components of loss before income tax were as follows:

	Year Ended December 31,		
	2025	2024	2023
Domestic	\$ (55.4)	\$ (84.0)	\$ (118.5)
Foreign	9.5	5.5	7.3
Total	\$ (45.9)	\$ (78.5)	\$ (111.2)

Income tax expense consisted of the following:

	Year Ended December 31,		
	2025	2024	2023
<b>Current taxes:</b>			
State	\$ (0.1)	\$ 0.7	\$ —
Foreign	5.3	—	5.0
Total current	<u>\$ 5.2</u>	<u>\$ 0.7</u>	<u>\$ 5.0</u>
<b>Deferred taxes:</b>			
Foreign	\$ (0.1)	\$ 0.3	\$ 0.4
Total deferred	<u>\$ (0.1)</u>	<u>\$ 0.3</u>	<u>\$ 0.4</u>
Total income tax expense	<u>\$ 5.1</u>	<u>\$ 1.0</u>	<u>\$ 5.4</u>

The reconciliation between the U.S. federal statutory income tax rate and our effective tax rate as a percentage of loss before income taxes was as follows:

	Year Ended December 31,					
	2025		2024		2023	
U.S. federal statutory tax rate	\$ (9.8)	21.0 %	\$ (16.0)	21.0 %	\$ (23.4)	21.0 %
State and local income taxes*	(0.5)	1.2 %	(0.5)	0.7 %	(1.2)	1.1 %
<b>Effect of cross-border tax laws</b>						
GILTI	—	— %	—	— %	(5.9)	5.3 %
Withholding tax	(0.6)	1.4 %	0.4	(0.5)%	(0.8)	0.7 %
Partnership income	1.1	(2.4)%	—	— %	—	— %
Other	(0.1)	0.1 %	—	— %	—	— %
<b>Tax credits</b>						
Research and development credits	(2.5)	5.4 %	(4.3)	5.7 %	(12.2)	10.9 %
Changes in valuation allowances	9.0	(19.4)%	(1.8)	2.3 %	34.1	(30.6)%
<b>Nontaxable or nondeductible items</b>						
Base erosion payment waived	(5.1)	11.1 %	8.4	(11.0)%	—	— %
Stock-based compensation	9.4	(20.2)%	13.7	(18.0)%	5.8	(5.2)%
Other	(0.2)	0.5 %	0.2	(0.3)%	0.2	(0.2)%
Other adjustments	0.1	(0.1)%	(0.4)	0.5 %	(0.1)	0.1 %
<b>India</b>						
Withholding tax	0.3	(0.6)%	(2.4)	3.2 %	1.8	(1.6)%
Other	0.3	(0.8)%	0.1	(0.2)%	0.1	(0.1)%
<b>Peru</b>						
Withholding tax	0.5	(1.1)%	0.5	(0.6)%	0.5	(0.5)%
Other foreign jurisdictions	2.0	(4.5)%	3.1	(4.1)%	1.6	(1.4)%
Changes in unrecognized tax benefits	1.2	(2.6)%	—	— %	4.9	(4.3)%
Total income tax expense	<u>\$ 5.1</u>	<u>(11.0)%</u>	<u>\$ 1.0</u>	<u>(1.3)%</u>	<u>\$ 5.4</u>	<u>(4.8)%</u>

\*Income taxes in California for 2023, 2024, and 2025 made up the majority (greater than 50%) of the state tax effect.

Significant components of our deferred tax assets and liabilities consisted of the following:

	December 31, 2025	December 31, 2024
Deferred tax assets:		
Net operating loss carryforwards	\$ 126.1	\$ 112.2
Capitalized research and development costs	62.0	70.0
Research and development credits	51.1	47.5
Stock-based compensation	5.1	6.8
Transaction costs	2.7	—
Lease liabilities	1.1	0.7
Deferred revenue	1.0	0.8
Accruals and reserves	1.2	1.3
Partnership income	1.0	—
Gross deferred tax assets	251.3	239.3
Valuation allowance	(236.4)	(224.4)
Total deferred tax assets	\$ 14.9	\$ 14.9
Deferred tax liabilities:		
Deferred commissions	(5.7)	(6.6)
Depreciation and amortization	(7.9)	(6.8)
Operating lease ROU assets	(0.8)	(0.7)
Partnership income	—	(0.2)
Total deferred tax liabilities	\$ (14.4)	\$ (14.3)
Net deferred tax assets	\$ 0.5	\$ 0.6

Based on the weight of the available evidence, which includes our historical operating losses, lack of taxable income, and the accumulated deficit, we have a full valuation allowance against our U.S. federal and state deferred tax assets as of December 31, 2025 and 2024. The valuation allowance decreased by \$12.0 million for the year ended December 31, 2025 and increased by \$1.1 million for the year ended December 31, 2024.

As of December 31, 2025, U.S. federal and state NOL carryforwards were \$537.6 million and \$212.9 million, and U.S. federal and state research and development tax credit carryforwards were \$46.3 million and \$33.8 million. If not utilized, certain federal and state NOLs will begin to expire at various dates beginning in 2035 and 2031, respectively, while the federal research and development tax credit carryforwards will start to expire in various amounts beginning in 2033. State research and development tax credit carryforwards can be carried forward indefinitely.

Our NOL and tax credit carryovers may be subject to annual usage limitations, as promulgated by the Internal Revenue Service and similar state provisions, due to ownership changes that may have occurred in the past. These annual limitations may result in the expiration of NOLs and tax credits before utilization.

The federal NOL carryforwards generated after December 31, 2017 have an indefinite carryforward period and are subject to an 80% deduction limitation based upon taxable income prior to NOL deduction. Of the total federal NOL carryforwards as of December 31, 2025, \$439.7 million are carried forward indefinitely but are limited to 80% of taxable income.

On July 4, 2025, the One Big Beautiful Bill Act (“OBBBA”) was enacted into law in the U.S. The OBBBA provides for the permanent extension of certain expiring provisions of the Tax Cuts and Jobs Act and restores certain favorable corporate tax provisions, such as the current deduction for U.S.-based research expenditures. The impact of the OBBBA was not material to our consolidated financial statements and related disclosures.

## Uncertain Tax Positions

As of December 31, 2025, the unrecognized tax benefits of \$24.0 million, if recognized, would not have an impact on our effective tax rate. The activity related to the unrecognized tax benefits was as follows:

	Year Ended December 31,		
	2025	2024	2023
Gross unrecognized tax benefits—beginning of period	\$ 22.7	\$ 22.5	\$ 16.4
Increases related to tax positions taken during current year	1.4	2.3	5.0
Increases related to tax positions taken during prior years	0.1	0.4	1.2
Decreases related to tax positions taken during prior years	(0.2)	(2.5)	(0.1)
Gross unrecognized tax benefits—end of period	\$ 24.0	\$ 22.7	\$ 22.5

We recognize interest and penalties related to unrecognized tax benefits in income tax expense. There were no interest and penalties recognized during the year ended December 31, 2025. Interest and penalties were not material during the years ended December 31, 2024 and 2023.

We file income tax returns subject to varying statutes of limitations. Due to our loss carryovers, the statutes of limitations remain open for all tax years since inception in our major tax jurisdictions. We believe that we have provided adequate reserves for income tax uncertainties in all open tax years. We are not currently aware of uncertain tax positions that could result in significant additional payments, accruals, or other material deviations in the next 12 months.

The amount of income taxes paid, net of refunds, were as follows:

	Year Ended December 31,		
	2025	2024	2023
US State	\$ 0.8	\$ —	\$ 0.3
Foreign			
India	1.7	1.1	2.0
Canada	0.7	0.2	0.6
UK	(0.1)	0.7	1.2
Colombia	0.4	0.5	0.2
Peru	0.5	0.5	0.5
Saudi Arabia	0.2	0.5	0.2
All other foreign	1.8	1.8	1.4
Income taxes paid, net of amounts refunded	\$ 6.0	\$ 5.3	\$ 6.4

## 8. NET LOSS PER SHARE

The following table presents the calculation of basic and diluted net loss per share:

	Year Ended December 31,		
	2025	2024	2023
Numerator:			
Net loss	\$ (51.0)	\$ (79.5)	\$ (116.6)
Denominator:			
Weighted-average shares used in computing net loss per share— basic and diluted	163.8	157.4	151.0
Net loss per share—basic and diluted	\$ (0.31)	\$ (0.51)	\$ (0.77)

The following potentially dilutive securities were excluded from the computation of diluted net loss per share calculations for the periods presented because the impact of including them would have been anti-dilutive:

	Year Ended December 31,		
	2025	2024	2023
RSUs	17.2	16.1	18.4
Common stock options	11.1	9.1	11.2
PSUs	0.6	0.3	—
ESPP Rights	0.1	0.2	0.1
<b>Total</b>	<b>29.0</b>	<b>25.7</b>	<b>29.7</b>

## 9. COMMITMENTS AND CONTINGENCIES

### *Purchase Obligations*

Our purchase obligations primarily relate to a third-party cloud infrastructure agreement, subscription arrangements, and service agreements used to facilitate our operations. As of December 31, 2025, we had no material firm purchase commitments in excess of one year. On January 14, 2026, we entered into a \$10.5 million purchase commitment for cloud infrastructure capacity for a period of three years ending on December 31, 2028.

### *Legal Proceedings*

From time to time, we may be subject to legal proceedings, as well as demands, claims, and threatened litigation. The outcomes of legal proceedings and other contingencies are inherently unpredictable, subject to significant uncertainties, and could be material to our operating results and cash flows for a particular period. Regardless of the outcome, litigation can have an adverse impact on our business because of defense and settlement costs, diversion of management resources, and other factors. Other than the matters described below, we are not currently party to any legal proceeding that we believe, as of the filing of this Annual Report on Form 10-K, could have a material adverse effect on our business, operating results, cash flows, or financial condition should such litigation or claim be resolved unfavorably.

### *Privacy Arbitration Matters*

Law firms representing a significant number of purported claimants have threatened to file or filed arbitration demands for alleged violations of the Video Privacy Protection Act (“VPPA”) and allege, among other things, that without consent or knowledge of the plaintiffs, Coursera disclosed the video viewing history and certain other information of the plaintiffs to a third-party company and made similar disclosures without the knowledge or consent of other unidentified users. Certain firms also claim violations of the Electronic Communications Privacy Act, the California Invasion of Privacy Act, and/or various state wiretapping and unfair or deceptive practices laws. Under the VPPA, each claimant may be entitled to recover damages for each alleged violation of the VPPA, as well as punitive damages, attorneys’ fees and costs, and equitable relief. Without admitting to any liability or wrongdoing, we settled claims with a substantial portion of these claimants in the fourth quarter of 2024 for \$4.7 million, for which we recovered the full amount with insurance proceeds.

Additionally, we entered into settlement agreements with the majority of the remaining claimants in May 2025 for \$4.5 million, which we paid in July 2025. The remaining arbitration claims are not considered material. While we maintain insurance policies intended to provide coverage for the aforementioned claims and have notified our insurance carriers about these claims, there can be no assurance regarding if or to what extent our insurance may cover such claims or any future claims.

Legal fees related to these matters were insignificant during the year ended December 31, 2025 and \$1.5 million during the year ended December 31, 2024.

### *Indemnifications*

In the normal course of business, we enter into contracts and agreements that contain a variety of representations and warranties and provide for the potential of general indemnification obligations. Our exposure under these agreements is unknown because it involves future claims that may be made against us but have not yet been made. To date, we have not paid any material claims and have not been required to defend any actions related to our indemnification obligations; however, we may record charges in the future as a result of these indemnification obligations. In addition, we have

indemnification agreements with certain of our directors, executive officers, and other employees that require us, among other things, to indemnify them against certain liabilities that may arise by reason of their status or service with Coursera. The terms of such obligations may vary.

## **10. STOCKHOLDERS' EQUITY**

### ***Preferred Stock***

We have authorized the issuance of 10.0 million shares of undesignated preferred stock with a par value of \$0.00001 per share, with rights and preferences, including voting rights, to be designated from time to time by the Board. As of December 31, 2025, there were no shares of preferred stock issued or outstanding.

### ***Share Repurchase Program***

On April 26, 2023, the Board approved a share repurchase program with authorization to purchase up to \$95.0 million of our common stock, excluding commissions and fees. We funded these share repurchases with our existing cash and cash equivalents and completed the purchase authorization on May 7, 2024.

During the year ended December 31, 2024, we repurchased an aggregate of approximately 3.1 million shares of our common stock for \$36.7 million under the aforementioned program.

## **11. EMPLOYEE BENEFIT PLANS**

### ***Stock Incentive Plans***

In 2014, we adopted the Coursera, Inc. 2014 Executive Stock Incentive Plan, pursuant to which we granted a combination of incentive and non-statutory stock options and RSUs. The Executive Stock Incentive Plan was terminated in March 2021 in connection with the IPO but continues to govern the terms and conditions of the outstanding awards granted pursuant thereof. No further awards may be granted under the Executive Stock Incentive Plan.

In February 2021, we adopted the 2021 Stock Incentive Plan (the "2021 Plan") and the 2021 Employee Stock Purchase Plan (the "ESPP"), which became effective on March 30, 2021 (collectively, the 2021 Plan, the ESPP, and the Executive Stock Incentive Plan are referred to as the "Plans"). The 2021 Plan provides for the granting of incentive and non-statutory stock options, RSUs, PSUs, and other equity-based awards. Pursuant to the ESPP, eligible employees may purchase shares of common stock through payroll deductions at 85 percent of the lower of the closing market price of our common stock on the date of commencement of the applicable offering period or on the last day of each six-month purchase period. The offering periods start on the first trading day on or after May 11 and November 11 of each year.

As of December 31, 2025, 14.8 million shares and 6.0 million shares of our common stock were reserved for future issuance under the 2021 Plan and ESPP. In 2024, we began settling stock option exercises, vesting of RSUs, and ESPP purchases by reissuing shares of our common stock from treasury stock. In September 2025, we reissued all of our remaining treasury stock.

Under the ESPP, if the closing market price of our common stock on the purchase date of an ongoing offering falls below the closing market price of our common stock on the offering date of an ongoing offering, the ongoing offering terminates immediately following the settlement of ESPP Rights shares on the purchase date. Participants in the terminated offering are automatically enrolled in the new offering (an "ESPP Rights Reset"), triggering a revaluation of stock-based compensation expense and a modification charge to be recognized ratably over the new offering period if the revalued expense is greater than the original expense. During the years ended December 31, 2025, 2024, and 2023, we had ESPP Rights Resets that resulted in modification charges of \$0.1 million, \$6.1 million, and \$3.1 million, which are being recognized ratably over the new offering periods.

### ***Leadership Transitions***

As described in Note 1, Mr. Hart was appointed on February 3, 2025 (the "Start Date") as our President, CEO, and a Class III director on our Board. Pursuant to the terms of his offer letter, the Board granted Mr. Hart new hire equity awards consisting of approximately 1.9 million RSUs, 3.7 million service-based stock options, and 1.4 million performance-based stock options. The RSUs are scheduled to vest over four years, with 25% vesting on the first anniversary of the Start Date,

6.25% vesting on February 15, 2026, and the remainder vesting in equal quarterly installments thereafter, subject to Mr. Hart's continued employment through each vesting date. The service-based stock options have an exercise price of \$7.81 per share and are scheduled to vest over four years, with 25% vesting on the first anniversary of the Start Date and the remainder vesting in equal quarterly installments thereafter, subject to continued employment. The performance-based stock options also have an exercise price of \$7.81 per share and are scheduled to vest upon satisfaction of both service- and market-based vesting conditions. The service-based vesting condition is consistent with the vesting schedule of the service-based stock options, and the market-based vesting condition is satisfied when the trailing simple moving average closing price of the Company's common stock over a 60-trading day period equals or exceeds \$12.81 per share.

We estimated the grant date fair value of the service-based stock options utilizing the Black-Scholes option-pricing model, resulting in a fair value of \$4.47 per share. The Black-Scholes model considers several variables and assumptions in estimating the fair value of options, including the exercise price, expected term, risk-free interest rate, and expected stock price volatility over the expected term.

The grant date fair value of the performance-based stock options was estimated using a Monte Carlo simulation model, resulting in a fair value of \$4.91 per share and a derived service period of 1.8 years. We are recognizing the related stock-based compensation expense using the accelerated attribution method, which recognizes the fair value of each vesting tranche over the longer of the derived service period and contractual vesting period.

In connection with the CEO transition, we entered into separation and advisory agreements with our former CEO. The advisory agreement was effective through August 15, 2025. During the advisory period, he continued to vest in his stock awards, and the exercise period of his outstanding vested stock options was extended through August 3, 2026. The modification of his stock-based awards, coupled with a non-substantive service period, resulted in the recognition of \$4.1 million of stock-based compensation expense during the year ended December 31, 2025. The separation agreement also included other benefits, which are not considered material.

Effective October 29, 2025, our Senior Vice President, Chief Financial Officer, and Treasurer resigned from these positions. Under the retention agreement entered into on January 29, 2025, his resignation qualified him for enhanced severance benefits. In connection with his departure, on October 30, 2025, we entered into a separation agreement and a one-year advisory agreement, which included a general release of claims. During the advisory period, his outstanding equity awards will continue to vest according to their original terms, and the exercise period for his vested stock options will be extended through October 29, 2027. As a result of the modification of his equity awards and our determination that the advisory period constitutes a non-substantive service period, we recognized \$2.4 million of stock-based compensation expense during the year ended December 31, 2025. Other benefits provided under the separation and advisory agreements are not considered material.

### **Stock Options**

We grant stock options at prices equal to the grant date fair value. Typically, these stock options expire ten years from the grant date and vest ratably over a four-year service period.

Stock option activity for the year ended December 31, 2025 was as follows:

	Number of Shares	Weighted-Average Exercise Price	Weighted-Average Remaining Contractual Term (in Years)	Aggregate Intrinsic Value
Balance—December 31, 2024	9.1	\$ 7.64	4.97	\$ 25.3
Granted	5.2	7.81		
Exercised	(3.0)	3.41		
Canceled	(0.2)	18.07		
Balance—December 31, 2025	11.1	\$ 8.63	6.54	\$ 6.1
Options vested	5.3	\$ 9.24	3.86	\$ 6.1

Aggregate intrinsic value represents the difference between the exercise price of the stock options and the fair value of our common stock. The aggregate intrinsic value of stock options exercised was \$19.9 million, \$21.4 million, and \$72.6 million for the years ended December 31, 2025, 2024, and 2023. The weighted-average grant date fair value of options granted for the years ended December 31, 2025, 2024, and 2023 was \$4.59, \$4.39, and \$8.41.

### **RSUs and PSUs**

RSUs have a service-based vesting condition, which is satisfied generally either (i) over four years with a 25% cliff vesting period after one year and 6.25% vesting each quarter thereafter for new hires, or (ii) over four years with 6.25% vesting each quarter for new grants to existing employees. The related stock-based compensation expense is recognized on a straight-line basis over the requisite service period.

In 2024 and 2025, we granted PSUs to certain executives under the 2021 Plan. PSU grants have both performance and service-based vesting conditions. The ultimate number of units that will vest is determined based on the achievement of annual revenue against a pre-established target (with defined threshold and maximum amounts ranging from 50% to 150% of target). If annual revenue is below the threshold amount, none of the PSUs will vest. If annual revenue is equal to or exceeds the threshold amount, 25% of the PSUs ultimately granted will vest after one year, and 6.25% of the remaining PSUs will vest quarterly over the subsequent three years. The fair value of each unit is determined on the grant date, and the related stock-based compensation expense is recognized using the accelerated attribution method. We evaluate the vesting conditions on a quarterly basis and recognize stock-based compensation expense if the achievement of the performance condition is probable.

RSU and PSU activity for the year ended December 31, 2025 was as follows:

	RSUs			PSUs		
	Number of Units	Weighted-Average Grant Date Fair Value	Aggregate Intrinsic Value	Number of Units	Weighted-Average Grant Date Fair Value	Aggregate Intrinsic Value
Unvested balance—December 31, 2024	16.1	\$ 12.82	\$ 136.7	0.3	\$ 14.36	\$ 2.2
Granted <sup>(1)</sup>	12.2	8.10		0.5	7.94	
Vested <sup>(2)</sup>	(7.0)	13.21		(0.1)	14.36	
Forfeited <sup>(3)</sup>	(4.1)	11.75		(0.1)	9.70	
Unvested balance—December 31, 2025	17.2	\$ 9.56	\$ 126.3	0.6	\$ 9.17	\$ 4.4

(1) For PSUs, the amount presented as the number of units granted is based on the performance condition being achieved at the target level. Once the performance period is complete, the number of units that will vest may range from 0% to 150% of the target amount based on actual performance. As of December 31, 2025, based on attainment against the pre-established annual revenue target, 0.6 million units, or 110.66% of the PSUs granted in 2025 are expected to vest in February 2026, subject to the performance attainment being certified following the filing of this Annual Report on Form 10-K.

(2) Includes the service-based vesting in the year ended December 31, 2025 of the 0.2 million units or 83.85% of PSUs granted in March 2024, certified as vested by our Human Resources and Compensation Committee in February 2025 based on attainment against the pre-established annual revenue target.

(3) Forfeited PSUs include awards forfeited due to the failure to meet service-based vesting conditions and those that did not satisfy the performance-based vesting condition. The latter represents the difference between the PSUs granted in March 2024 at target and the number of units vested based on the attainment against the pre-established annual revenue target.

The aggregate fair value of RSUs that vested was \$67.4 million, \$80.1 million, and \$130.9 million for the years ended December 31, 2025, 2024, and 2023.

## Stock-Based Compensation Expense

A summary of the weighted-average assumptions we utilized to record stock-based compensation expense for stock options granted is as follows:

	Year Ended December 31,		
	2025	2024	2023
Fair value of common stock	\$ 7.81	\$ 7.81	\$ 14.72
Risk-free interest rate	4.4 %	3.5 %	3.7 %
Expected term (in years)	7.1	6.1	6.1
Expected volatility	55.4 %	56.2 %	57.3 %
Dividend yield	— %	— %	— %

The following table summarizes the assumptions used in estimating the fair value of ESPP Rights:

	Year Ended December 31,		
	2025	2024	2023
Risk-free interest rate	3.6% - 4.2%	4.2% - 5.4%	3.9% - 5.5%
Expected term (in years)	0.5 - 2.0	0.5 - 2.0	0.5 - 2.0
Expected volatility	53.6% - 64.2%	40.2% - 72.3%	39.2% - 61.0%
Dividend yield	—%	—%	—%

Stock-based compensation expense is classified in the Consolidated Statements of Operations as follows:

	Year Ended December 31,		
	2025	2024	2023
Cost of revenue	\$ 2.5	\$ 2.7	\$ 2.6
Research and development	34.8	41.8	49.9
Sales and marketing	20.8	28.1	31.3
General and administrative	38.6	35.5	31.4
Restructuring related charges	(1.6)	—	(5.6)
Total	\$ 95.1	\$ 108.1	\$ 109.6

We capitalized \$7.7 million, \$7.7 million, and \$7.1 million of stock-based compensation related to our internal-use software during the years ended December 31, 2025, 2024, and 2023.

The table below presents unrecognized employee compensation cost related to unvested shares and the weighted-average period over which it is expected to be recognized as of December 31, 2025:

	December 31, 2025	
	Unrecognized employee compensation cost related to unvested shares	Weighted-average period over which the compensation is expected to be recognized (in years)
RSUs	\$ 140.4	2.6
Common stock options	20.6	2.9
ESPP Rights	3.2	0.8
PSUs	2.5	3.2

Income tax benefits recognized from stock-based compensation expense for the years ended December 31, 2025, 2024, and 2023 were \$0.5 million, \$0.7 million, and \$0.8 million due to cumulative losses and valuation allowances.

For the years ended December 31, 2025, 2024, and 2023, income tax benefits realized related to stock-based awards vested and exercised were \$0.4 million, \$0.6 million, and \$1.3 million due to cumulative losses and valuation allowances.

### ***Common Stock Reserved for Issuance***

The following table presents total shares of our common stock reserved for future issuance:

	<b>December 31, 2025</b>	<b>December 31, 2024</b>
RSUs outstanding	17.2	16.1
Stock options outstanding	11.1	9.1
PSUs outstanding	0.6	0.3
Shares available for future grants	20.8	22.5
<b>Total shares of common stock reserved</b>	<b>49.7</b>	<b>48.0</b>

### ***401(k) Plan***

We have a 401(k) savings plan (the “401(k) Plan”) that qualifies as a deferred salary arrangement under Section 401(k) of the Internal Revenue Code. Under the 401(k) Plan, participating employees may elect to contribute up to 100% of their eligible compensation, subject to certain limitations. The 401(k) Plan provides for a discretionary employer-matching contribution. We made matching contributions of \$1.5 million, \$1.6 million, and \$1.7 million to the 401(k) Plan for the years ended December 31, 2025, 2024, and 2023.

## **12. RELATED PARTY TRANSACTIONS**

We have an ongoing content sourcing agreement with DeepLearning.AI Corp (“DeepLearning.AI”), which is owned by our chairman and co-founder, Dr. Andrew Ng. This agreement was entered into in the ordinary course of business and subject to standard commercial terms. Fees associated with this agreement are included within cost of revenue in the Consolidated Statements of Operations. We recognized content fees under this agreement of \$8.7 million, \$8.6 million, and \$7.4 million during the years ended December 31, 2025, 2024, and 2023. Related content liabilities were \$4.1 million as of December 31, 2025 and 2024.

## **13. SEGMENT AND GEOGRAPHIC INFORMATION**

### ***Segment Information***

As disclosed in Note 1, our CODM is our CEO. Under our CEO’s leadership, we have simplified our business model to better reflect our focus on serving adult learners at every stage. This includes a broad set of offerings that span from standalone courses to university degrees. These changes aim to ensure that our investments effectively serve a broad audience of learners. Beginning in fiscal year 2025, due to the simplification of our business model and the change in how our CODM assesses performance and allocates resources, we have identified two reporting segments: Consumer and Enterprise. This is also consistent with how we disaggregate revenue.

As a result of this change, our degree product has been incorporated into our Consumer segment as another product category that supports our learners. The segment reporting change does not impact our Enterprise segment or consolidated results. Prior-period segment information has been recast to conform to the current presentation.

The Consumer segment targets individual learners seeking to obtain hands-on learning, gain valuable job skills, receive professional-level certifications or degrees, and otherwise increase their knowledge to start or advance their careers. The Enterprise segment is focused on serving businesses, government organizations, and academic institutions by providing an online platform with access to job-relevant educational content enabling them to train, upskill, and reskill their employees, citizens, and students. The CODM measures the performance of each segment primarily based on its revenue and gross profit.

Our CODM primarily measures each segment’s performance based on revenue and gross profit. Segment gross profit, as presented below, is defined as segment revenue less segment content costs within cost of revenue. These costs are considered significant segment expenses that are regularly reviewed by our CODM. Other costs of revenue, including platform operation and maintenance costs, amortization of internal-use software and intangible assets, and stock-based

compensation expense, are managed on an enterprise-wide basis and not reported by segment. In addition, we do not report operating expenses, other income (expense), net, or income tax expense (benefit) by segment because our CODM reviews this financial information on a consolidated basis.

Our CODM does not use segment-level asset information to assess performance or allocate resources. Therefore, we do not track our long-lived assets by segment. The geographic identification of these assets is provided below.

Financial information for each reportable segment was as follows:

	Year Ended December 31,								
	2025			2024			2023		
	Consumer	Enterprise	Consolidated	Consumer	Enterprise	Consolidated	Consumer	Enterprise	Consolidated
Revenue	\$ 502.2	\$ 255.3	\$ 757.5	\$ 455.8	\$ 238.9	\$ 694.7	\$ 416.2	\$ 219.6	\$ 635.8
Segment content costs	193.9	77.2	271.1	183.8	75.0	258.8	172.2	69.2	241.4
Segment gross profit	\$ 308.3	\$ 178.1	\$ 486.4	\$ 272.0	\$ 163.9	\$ 435.9	\$ 244.0	\$ 150.4	\$ 394.4
Segment gross profit margin	61.4 %	69.8 %	64.2 %	59.7 %	68.6 %	62.7 %	58.6 %	68.5 %	62.0 %
<b>Other costs of revenue:</b>									
Platform operation and maintenance costs			42.7			38.5			42.1
Amortization of internal-use software			18.5			17.8			16.9
Amortization of intangible assets			9.3			5.5			3.0
Stock-based compensation expense			2.5			2.7			2.6
Cost of revenue			\$ 344.1			\$ 323.3			\$ 306.0
Gross profit			\$ 413.4			\$ 371.4			\$ 329.8
Gross profit margin			54.6 %			53.5 %			51.9 %

## Geographic Information

### Revenue

The following table summarizes the revenue by region based on the billing address of our customers:

	Year Ended December 31,		
	2025	2024	2023
United States	\$ 384.7	\$ 368.6	\$ 340.7
Europe, Middle East, and Africa	185.9	166.3	153.1
Asia Pacific	108.9	89.7	82.3
Other	78.0	70.1	59.7
Total	\$ 757.5	\$ 694.7	\$ 635.8

No single country other than the United States represented 10% or more of our total revenue during the years ended December 31, 2025, 2024, and 2023.

### Long-lived Assets

The following table presents our long-lived assets, consisting of property, equipment, and software, net of depreciation and amortization, and operating lease ROU assets, by geographic region:

	December 31, 2025	December 31, 2024
United States	\$ 45.2	\$ 39.0
Rest of World	2.7	0.9
Total	<u>\$ 47.9</u>	<u>\$ 39.9</u>

#### 14. RESTRUCTURING RELATED CHARGES

In November 2022, we enacted a plan to reduce our global workforce to better align our cost structure and personnel needs with our planned business objectives, growth opportunities, and operational priorities at the time. During the year ended December 31, 2023, we made cash payments of \$5.1 million related to this restructuring. We also recognized a reversal of stock-based compensation expense of approximately \$5.6 million during the year ended December 31, 2023, resulting from the forfeiture of RSUs and stock options.

In January 2024, we implemented a plan to restructure our Enterprise segment sales force and recognized restructuring related charges of \$2.1 million during the year ended December 31, 2024, all of which were paid within the same year.

In October 2024, we announced a commitment to further reducing overall expenses, focus our efforts, and prioritize future investments in key initiatives that we expect will drive long-term, sustainable growth. This initiative resulted in a reduction of our global workforce by approximately 9% creating capacity for targeted investments, as well as incremental profitability. During the year ended December 31, 2024, we recognized restructuring related charges of \$6.8 million, mainly consisting of personnel expenses, such as severance and benefits. Related cash payments of \$2.7 million were made in the year ended December 31, 2024. As of December 31, 2024, \$4.5 million remained unpaid and was recorded primarily in accrued compensation and benefits in the Consolidated Balance Sheets.

During the year ended December 31, 2025, we recognized charges of \$0.7 million, made cash payments of \$5.2 million, and also recognized a reversal of stock-based compensation expense of \$1.6 million due to the forfeiture of RSUs and stock options. As of December 31, 2025, there were no remaining unpaid restructuring related charges.

## **Item 9. Changes in and Disagreements with Accountants on Accounting and Financial Disclosure**

None.

### **Item 9A. Controls and Procedures**

#### ***Evaluation of Disclosure Controls and Procedures***

Our management, under the supervision and with the participation of our principal executive officer and principal financial officer, evaluated the effectiveness of our disclosure controls and procedures (as defined in Exchange Act Rules 13a-15(e) and 15d-15(e)) as of the end of the period covered by this Annual Report on Form 10-K, and have concluded that, based on such evaluation, our disclosure controls and procedures were effective as of December 31, 2025 at the reasonable assurance level to ensure that information required to be disclosed by us in the reports that we file or submit under the Exchange Act is recorded, processed, summarized and reported within the time periods specified in the SEC's rules and forms, and is accumulated and communicated to our management, including our principal executive and principal financial officers, or persons performing similar functions, as appropriate, to allow timely decisions regarding required disclosure.

#### **Management's Report on Internal Control Over Financial Reporting**

Our management is responsible for establishing and maintaining adequate internal control over financial reporting (as defined in Rules 13a-15(f) and 15(d)-15(f) under the Exchange Act). Internal control over financial reporting is a process designed to provide reasonable assurance regarding the reliability of financial reporting and preparation of financial statements for external purposes in accordance with generally accepted accounting principles. Our management conducted an assessment of the effectiveness of the Company's internal control over financial reporting as of December 31, 2025 based on criteria established in Internal Control - Integrated Framework (2013) issued by the Committee of Sponsoring Organizations of the Treadway Commission. Based on the evaluation, our management has concluded that our internal control over financial reporting was effective as of December 31, 2025. Deloitte & Touche LLP, the independent registered public accounting firm that audited the consolidated financial statements included in this Annual Report on Form 10-K, has issued a report on the effectiveness of our internal control over financial reporting as of December 31, 2025, which is included in Part II, Item 8 of this Annual Report on Form 10-K.

#### ***Changes in Internal Control Over Financial Reporting***

There were no changes in our internal control over financial reporting identified in connection with the evaluation required by Rule 13a-15(d) and 15d-15(d) of the Exchange Act that occurred during the quarter ended December 31, 2025 that have materially affected, or are reasonably likely to materially affect, our internal control over financial reporting.

#### ***Inherent Limitations on Effectiveness of Controls***

The effectiveness of any system of internal control over financial reporting, including ours, is subject to inherent limitations, including the exercise of judgment in designing, implementing, operating, and evaluating the controls and procedures, and the inability to eliminate misconduct completely. Accordingly, in designing and evaluating the disclosure controls and procedures, management recognizes that any system of internal control over financial reporting, including ours, no matter how well designed and operated, can only provide reasonable, not absolute assurance of achieving the desired control objectives. In addition, the design of disclosure controls and procedures must reflect the fact that there are resource constraints, and that management is required to apply its judgment in evaluating the benefits of possible controls and procedures relative to their costs. Moreover, projections of any evaluation of effectiveness to future periods are subject to the risk that controls may become inadequate because of changes in conditions, or that the degree of compliance with the policies or procedures may deteriorate. We intend to continue to monitor and upgrade our internal controls as necessary or appropriate for our business but cannot assure you that such improvements will be sufficient to provide us with effective internal control over financial reporting.

### **Item 9B. Other Information**

#### ***Rule 10b5-1 Trading Arrangements***

During the three months ended December 31, 2025, no director or officer (as defined in Rule 16a-1(f) of the Exchange Act) adopted, modified, or terminated a "Rule 10b5-1 trading arrangement" or a "non-Rule 10b5-1 trading arrangement", as defined in Item 408 of Regulation S-K.

### **Item 9C. Disclosures Regarding Foreign Jurisdictions That Prevent Inspections**

Not applicable.

## **PART III**

### **Item 10. Directors, Executive Officers, and Corporate Governance**

The information required by this Item (other than the information set forth in the next paragraph) will be included in our definitive proxy statement for our 2026 annual meeting of stockholders, or our 2026 Proxy Statement, to be filed with the SEC within 120 days after the end of our fiscal year ended December 31, 2025, and is incorporated herein by reference.

Our board of directors has adopted a code of conduct that applies to all of our employees, officers, and directors, including our Chief Executive Officer, Chief Financial Officer, and other executive and senior financial officers. The full text of our code of conduct is posted on the investor relations section on our website, which is located at <https://investor.coursera.com>. We intend to satisfy the disclosure requirement under Item 5.05 of Form 8-K regarding amendment to, or waiver from, a provision of our code of conduct by posting such information in the investor relations section of our website.

### **Item 11. Executive Compensation**

The information required by this Item will be included in our 2026 Proxy Statement to be filed with the SEC within 120 days after the end of our fiscal year ended December 31, 2025 and is incorporated herein by reference.

### **Item 12. Security Ownership of Certain Beneficial Owners and Management and Related Stockholder Matters**

The information required by this Item will be included in our 2026 Proxy Statement to be filed with the SEC within 120 days after the end of our fiscal year ended December 31, 2025 and is incorporated herein by reference.

### **Item 13. Certain Relationships and Related Transactions, and Director Independence**

The information required by this Item will be included in our 2026 Proxy Statement to be filed with the SEC within 120 days after the end of our fiscal year ended December 31, 2025 and is incorporated herein by reference.

### **Item 14. Principal Accounting Fees and Services**

The information required by this Item will be included in our 2026 Proxy Statement to be filed with the SEC within 120 days after the end of our fiscal year ended December 31, 2025 and is incorporated herein by reference.

## PART IV

### Item 15. Exhibits and Financial Statements Schedules

The following documents are filed as part of this Annual Report on Form 10-K:

1. Consolidated Financial Statements

See Index to Consolidated Financial Statements under Part II, Item 8, “Financial Statements and Supplementary Data.”

2. Financial Statement Schedules

Schedules not listed above have been omitted because they are not required, not applicable, or the required information is otherwise included.

3. Exhibits

The exhibits listed below are filed as part of this Annual Report on Form 10-K or are incorporated herein by reference as indicated. Each management contract or compensatory plan or arrangement required to be filed has been identified.

Exhibit Number	Description	Form	SEC File No.	Exhibit	Filing Date
2.1	<a href="#">Agreement and Plan of Merger, dated as of December 17, 2025, by and among Coursera, Inc., Udemy, Inc., and Chess Merger Sub, Inc.</a>	8-K	001-40275	2.1	12/17/2025
3.1	<a href="#">Amended and Restated Certificate of Incorporation, as amended and as currently in effect.</a>	10-Q	001-40275	3.1	8/13/2021
3.2	<a href="#">Amended and Restated Bylaws, as amended and as currently in effect.</a>	10-Q	001-40275	3.2	8/13/2021
4.1	<a href="#">Form of Common Stock Certificate.</a>	S-1	333-253932	4.1	3/5/2021
4.2	<a href="#">Description of Capital Stock.</a>	10-K	001-40275	4.2	3/3/2022
10.1+	<a href="#">Form of Indemnification Agreement between Coursera, Inc. and its directors and officers.</a>	10-Q	001-40275	10.1	10/30/2025
10.2+	<a href="#">Coursera, Inc. 2014 Executive Stock Incentive Plan, as amended, and Forms of Stock Option Agreement, Option Exercise Agreement, and Restricted Stock Award Agreement thereunder.</a>	S-1	333-253932	10.3	3/5/2021
10.3+	<a href="#">Coursera, Inc. 2021 Stock Incentive Plan and Forms of Stock Option Agreement, Notice of Exercise, Notice of Stock Option Grant, Notice of Restricted Stock Unit Award and Agreement, and Notice of Restricted Stock Award and Agreement thereunder.</a>	10-Q	001-40275	10.1	5/11/2021
10.4+	<a href="#">Coursera, Inc. 2021 Employee Stock Purchase Plan.</a>	10-Q	001-40275	10.2	5/11/2021
10.5+	<a href="#">Offer Letter between Coursera, Inc. and Gregory M. Hart, dated January 24, 2025.</a>	10-K	001-40275	10.21	2/24/2025
10.6+	<a href="#">Offer Letter between Coursera, Inc. and Alan B. Cardenas, dated April 4, 2023.</a>	10-K	001-40275	10.19	2/22/2024
10.7+	<a href="#">Offer Letter between Coursera, Inc. and Marcelo Modica, dated June 7, 2024.</a>	10-Q	001-40275	10.1	11/6/2024
10.8+†	<a href="#">Offer Letter between Coursera, Inc. and Michael Foley, dated November 13, 2025.</a>				
10.9	<a href="#">Online Course Hosting and Services Agreement by and between DeepLearning.AI Corp. and Coursera, Inc., dated October 1, 2020.</a>	S-1	333-253932	10.18	3/5/2021
10.10	<a href="#">Consultant and Proprietary Information Nondisclosure Agreement between Coursera, Inc. and Andrew Y. Ng, dated June 1, 2014.</a>	S-1	333-253932	10.19	3/5/2021
10.11	<a href="#">Amended and Restated Investors’ Rights Agreement by and among Coursera, Inc., Future Fund Investment Company No. 4 Pty Ltd., and the investors listed therein, dated July 7, 2020.</a>	S-1	333-253932	10.21	3/5/2021

10.12+	<a href="#">Amended and Restated Non-Employee Director Compensation Policy of the Board of Directors of Coursera, Inc.</a>	10-Q	001-40275	10.1	8/1/2024
10.13+*	<a href="#">Amended and Restated Executive Severance Plan.</a>	10-K	001-40275	10.20	2/24/2025
10.14+	<a href="#">Cash Incentive Compensation Plan.</a>	10-Q	001-40275	10.30	5/1/2025
10.15*	<a href="#">Voting Agreement, dated as of December 17, 2025, by and among Coursera, Inc. and the Udemy Significant Stockholders.</a>	8-K	001-40275	10.1	2/17/2025
10.16+*	<a href="#">Separation Agreement between Coursera, Inc. and Jeffrey N. Maggioncalda dated January 29, 2025.</a>	10-K	001-40275	10.22	2/24/2025
10.17+*	<a href="#">Retention Agreement between Coursera, Inc. and Kenneth R. Hahn dated January 29, 2025.</a>	10-K	001-40275	10.23	2/24/2025
10.18+†	<a href="#">Separation Agreement between Coursera, Inc. and Kenneth R. Hahn dated October 30, 2025.</a>				
10.19+*†	<a href="#">Advisory Agreement between Coursera, Inc. and Kenneth R. Hahn dated October 30, 2025.</a>				
19.1	<a href="#">Insider Trading Policy.</a>	10-K	001-40275	19.1	2/24/2025
21.1†	<a href="#">List of Subsidiaries of Coursera, Inc.</a>				
23.1†	<a href="#">Consent of Deloitte &amp; Touche LLP, independent registered public accounting firm.</a>				
24.1	<a href="#">Power of Attorney (included on signature page)</a>				
31.1†	<a href="#">Certification of Principal Executive Officer Pursuant to Rules 13a-14(a) and 15d-14(a) under the Securities Exchange Act of 1934, as Adopted Pursuant to Section 302 of the Sarbanes-Oxley Act of 2002.</a>				
31.2†	<a href="#">Certification of Principal Financial Officer Pursuant to Rules 13a-14(a) and 15d-14(a) under the Securities Exchange Act of 1934, as Adopted Pursuant to Section 302 of the Sarbanes-Oxley Act of 2002.</a>				
32.1#	<a href="#">Certification of Principal Executive Officer Pursuant to 18 U.S.C. Section 1350, as Adopted Pursuant to Section 906 of the Sarbanes-Oxley Act of 2002.</a>				
32.2#	<a href="#">Certification of Principal Financial Officer Pursuant to 18 U.S.C. Section 1350, as Adopted Pursuant to Section 906 of the Sarbanes-Oxley Act of 2002.</a>				
97.1	<a href="#">Coursera, Inc. Senior Executive Compensation Recoupment Policy.</a>	10-K	001-40275	97.1	2/22/2024
99.1*	<a href="#">Voting Agreement, dated as of December 17, 2025, by and among Udemy, Inc. and the Coursera Significant Stockholders.</a>	8-K	001-40275	99.1	12/17/2025
101.INS	Inline XBRL Instance Document – the instance document does not appear in the Interactive Data File because XBRL tags are embedded within the Inline XBRL document.				
101.SCH	Inline XBRL Taxonomy Extension Schema Document.				
101.CAL	Inline XBRL Taxonomy Extension Calculation Linkbase Document.				
101.DEF	Inline XBRL Taxonomy Extension Definition Linkbase Document.				
101.LAB	Inline XBRL Taxonomy Extension Label Linkbase Document.				
101.PRE	Inline XBRL Taxonomy Extension Presentation Linkbase Document.				
104	Cover Page Interactive Data File (embedded within the Inline XBRL document).				

† Filed herewith.

+ Indicates management contract or compensatory plan or arrangement.

\* The schedules and exhibits to this filing have been omitted pursuant to Item 601(a)(5) of Regulation S-K. A copy of any omitted schedule and/or exhibit will be furnished to the SEC upon request.

# In accordance with Item 601(b)(32)(ii) of Regulation S-K and SEC Release No. 34-47986, the certifications furnished in Exhibits 32.1 and 32.2 hereto are deemed to accompany this Annual Report on Form 10-K and will not be deemed “filed” for purposes of Section 18 of the Exchange Act or deemed to be incorporated by reference into any filing under the Exchange Act or the Securities Act of 1933 except to the extent that the Company specifically incorporates it by reference.

**Item 16. Form 10-K Summary**

None.



## POWER OF ATTORNEY

KNOW ALL BY THESE PRESENTS, that each person whose signature appears below constitutes and appoints Gregory M. Hart, Michael Foley, and Alan B. Cardenas, and each of them, as his or her true and lawful attorneys-in-fact and agents, each with the full power of substitution, for him or her and in his or her name, place, or stead, in any and all capacities, to sign any and all amendments to this Annual Report on Form 10-K, and to file the same, with all exhibits thereto and other documents in connection therewith, with the Securities and Exchange Commission, granting unto said attorneys-in-fact and agents, and each of them, full power and authority to do and perform each and every act and thing requisite and necessary to be done in connection therewith, as fully to all intents and purposes as he or she might or could do in person, hereby ratifying and confirming all that said attorneys-in-fact and agents or any of them, or his or her substitute or substitutes, may lawfully do or cause to be done by virtue hereof.

Pursuant to the requirements of the Securities Exchange Act of 1934, this Annual Report on Form 10-K has been signed by the following persons on behalf of the registrant and in the capacities and on the dates indicated.

Signature	Title	Date
<u>/s/ Gregory M. Hart</u> <b>Gregory M. Hart</b>	<b>President, Chief Executive Officer, and Director</b> (Principal Executive Officer)	February 23, 2026
<u>/s/ Michael Foley</u> <b>Michael Foley</b>	<b>Senior Vice President, Chief Financial Officer, and Treasurer</b> (Principal Financial and Accounting Officer)	February 23, 2026
<u>/s/ Andrew Y. Ng</u> <b>Andrew Y. Ng</b>	Chairman	February 23, 2026
<u>/s/ Carmen Chang</u> <b>Carmen Chang</b>	Director	February 23, 2026
<u>/s/ Amanda M. Clark</u> <b>Amanda M. Clark</b>	Director	February 23, 2026
<u>/s/ Christopher D. McCarthy</u> <b>Christopher D. McCarthy</b>	Director	February 23, 2026
<u>/s/ Theodore R. Mitchell</u> <b>Theodore R. Mitchell</b>	Director	February 23, 2026
<u>/s/ Susan W. Muigai</u> <b>Susan W. Muigai</b>	Director	February 23, 2026
<u>/s/ Scott D. Sandell</u> <b>Scott D. Sandell</b>	Director	February 23, 2026
<u>/s/ Sabrina L. Simmons</u> <b>Sabrina L. Simmons</b>	Director	February 23, 2026