

达瑞电子 Dongguan Tarry Electronics (300976 CH)

首次覆盖：布局 EV 领域，打造第二增长极

More Potential on Precision Components for EV Battery: Initiation

观点聚焦 Investment Focus

首次覆盖优于大市 Initiate with OUTPERFORM

评级	优于大市 OUTPERFORM
现价	Rmb44.81
目标价	Rmb82.00
市值	Rmb4.23bn / US\$0.61bn
日交易额 (3 个月均值)	US\$6.46mn
发行股票数目	94.45mn
自由流通股 (%)	-
1 年股价最高最低值	Rmb64.39-Rmb40.66

注：现价 Rmb44.81 为 2023 年 4 月 28 日收盘价



资料来源：Factset

	1mth	3mth	12mth
绝对值	-17.0%	-16.4%	5.1%
绝对值 (美元)	-17.5%	-18.2%	-0.4%
相对 MSCI China	11.1%	13.2%	43.6%

(Rmb mn)	Dec-22A	Dec-23E	Dec-24E	Dec-25E
营业收入	1,469	2,174	3,100	4,417
(+/-)	21%	48%	43%	42%
净利润	200	312	411	514
(+/-)	-10%	55%	32%	25%
全面摊薄 EPS (Rmb)	2.12	3.30	4.36	5.45
毛利率	32.9%	33.1%	31.4%	29.5%
净资产收益率	6.3%	9.4%	11.6%	13.6%
市盈率	21	14	10	8

资料来源：公司信息, HTI

(Please see APPENDIX 1 for English summary)

- **目标价 82 元/股，首次覆盖给予“优于大市”评级。**公司深耕消费电子领域 20 年，形成了“关键组件（功能性和结构性器件）+ 配套自动化设备”联动的协同优势，可为客户提供一体化综合解决方案。当前公司正积极布局动力电池、储能电池等新能源领域，有望伴随头部客户拓展以及产品品类扩张打开成长空间。我们预计公司收入将于 23 年实现快速增长，23-25 年营收分别为 21.74/31.00/44.17 亿元，22-25 年 CAGR 为 44%，归母净利润为 3.12/4.11/5.14 亿元。参考可比公司平均估值，我们给予公司 25X 2023 PE，对应目标价 82 元/股，首次覆盖给予“优于大市”评级。
- **手机需求触底反弹，消费电子或呈 U 型复苏。**公司功能性器件产品通过三星视界、鹏鼎控股、台郡科技、华通电脑、藤仓电子等零组件制造商，间接供货于苹果、华为、OPPO、Vivo、三星、小米等众多智能手机品牌。结构性器件方面，公司于 2020 年成为苹果合格供应商，在可穿戴电子设备领域亦积累了包括 Jabra、Bose、Sennheiser、Sony、Meta(Oculus)等优质客户资源。作为消费电子终端产品的重要配套产业，功能性和结构性器件制造业的市场需求、行业规模、发展空间与下游需求高度相关。展望 2023 年，供给端安卓机库存已于 1Q 调整到位，2Q 前后存货有望恢复至正常水平，需求端受益于千元 5G、华为新机，叠加海外通胀压力趋缓以及新兴市场结构性复苏，我们预期全球智能手机出货有望同比增长 3.7%至 12.5 亿台，消费电子产业整体或呈现 U 型复苏。综上，我们预计公司消费电子功能性器件收入将于 23 年恢复成长，22-24 年收入为 6.2/7.5/8.6 亿元，可穿戴电子产品结构性器件收入为 4.1/4.9/5.6 亿元。
- **新能源结构与功能性组件业务成长可期。**在新能源领域，公司生产应用于新能源汽车、动力电池、储能电池和设备、光伏逆变器的结构与功能性组件产品。动力电池行业头部集中度高（宁德时代和比亚迪 CR2 市占率超 50%），对上游供应商具有较强话语权。公司有望凭借在消费电子领域积累的成本管控能力、规模制造能力、资金优势以及对客户需求迅速响应的服务能力，逐步突破头部大客户，并通过份额提升和产品品类扩张进一步打开收入空间，形成“消费电子+汽车”双轮驱动的业务结构，其在新能源领域的成长值得期待。综上，我们预计 22-24 年公司新能源结构与功能性组件业务收入为 2.4/7.2/14.4 亿元。
- **风险提示：**1) 消费电子需求复苏弱于预期；2) 新能源客户拓展不及预期；3) 过度竞争。

周扬 Yang Zhou
y.zhou@htisec.com

目录

消费电子周期复苏	3
布局动力电池精密结构件，打造第二增长曲线.....	10
公司基本资料	14
业务介绍	14
财务数据	16
发展历程 & 股权结构	18
财务预测与估值	19
财务预测	19
估值	20

消费电子周期复苏

公司消费电子功能性、结构性产品应用于苹果、华为、OPPO 等终端品牌。在消费电子领域，功能性器件指通过模切、冲压、贴合等工艺加工而成的非标准化元器件，用于替代传统金属螺丝、散热片等零件或焊接、喷涂等工艺，实现产品零部件间的紧固、散热、绝缘、缓冲、导电、屏蔽、美化、防护、标识等功能，在消费电子产品中扮演着重要角色。结构性器件是消费电子产品的重要基础构架，与终端产品尺寸、结构、外观相关，具有高尺寸精度、高表面质量、高性能要求，能够对安装在其中的各种功能性元器件提供固定、支撑、保护和装饰等作用。

公司在消费电子领域深耕多年，功能性器件产品通过三星视界、鹏鼎控股、台郡科技、华通电脑、藤仓电子等零组件制造商，间接供货于苹果、华为、OPPO、Vivo、三星、小米等智能手机终端品牌。在消费电子结构性器件业务领域，公司于 2020 年 10 月成功通过苹果认证，成为其终端产品所需外壳等结构性器件产品的合格供应商；除三星视界、苹果外，公司亦在可穿戴电子产品结构性器件领域积累了一批稳定的优质客户，包括 Jabra、Bose、Sennheiser、Sony、Meta (Oculus) 等国际知名品牌。

图1 公司功能性器件和结构性器件收入的主要终端客户（亿元）

终端品牌	对应直接客户	20H1		2019		2018	
		收入	占比	收入	占比	收入	占比
苹果	鹏鼎控股、台郡科技、华通电脑等	1.0	29.6%	1.9	23.9%	2.0	38.1%
华为	三星视界、安费诺、歌尔股份等	1.0	29.6%	2.7	33.9%	0.7	12.8%
Jabra	伟易达、美律电子、伟创力、WKK 等	0.6	16.3%	1.1	14.0%	0.7	13.3%
OPPO	三星视界等	0.1	2.4%	0.8	9.7%	0.7	13.8%

资料来源：公司招股书，HTI

图2 公司功能性器件产品在智能手机中的应用示例



资料来源：公司招股书，HTI

图3 公司结构性器件产品在 VR 眼镜中的应用示例



资料来源：招股书，HTI

手机需求触底反弹，消费电子或呈 U 型复苏。作为消费电子终端产品的重要配套产业，功能性和结构性器件制造行业的市场需求、行业规模、发展空间与下游需求存在紧密相关性。据 IDC 数据，受海外通胀、地缘冲突以及国内疫情封控等多重因素影响，2022 年消费电子产业链手机、PC、智能可穿戴设备市场均呈现下滑态势，其中全球智能机出货量同比下滑 11%，PC 出货量同比衰退 16%。

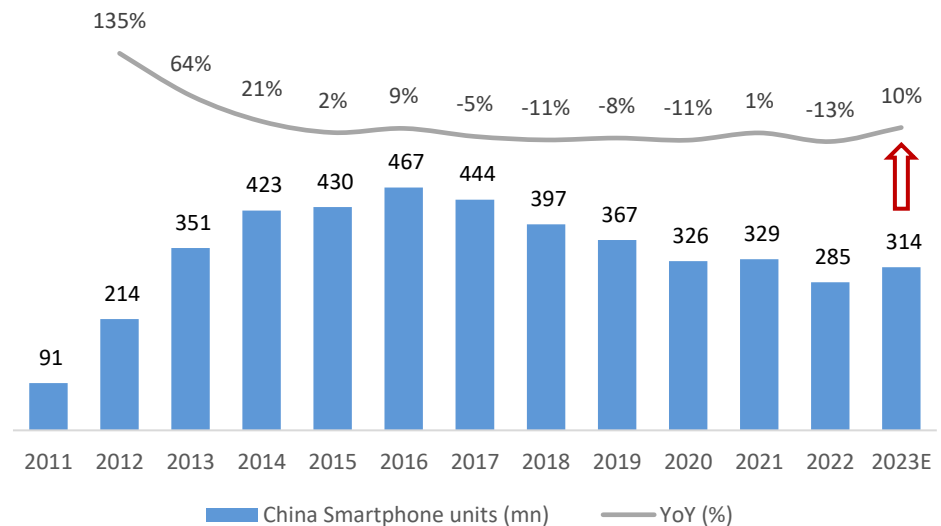
展望 2023 年，供给端安卓机库存已于 1Q 调整到位，2Q 前后存货有望恢复至正常水平；需求端受益于千元 5G、华为新机，叠加海外通胀压力趋缓以及新兴市场结构性复苏，我们预期全球智能手机出货量有望同比增长 3.7%至 12.5 亿台。VRAR 方面，伴随苹果、Sony 新品发布，我们看好科技龙头入场推动 VR 硬件迎来加速升级和内容平台进一步完善，预计全球 VRAR 设备出货量将同比增长 27%至 1330 万台。

图4 全球智能手机出货量预测 (百万台)

出货量(百万)	1Q21	2Q21	3Q21	4Q21	1Q22	2Q22	3Q22	4Q22	2022E	2022 YoY	2023E	2023 YoY
全球智能手机	345	313	334	368	314	286	302	304	1206		1250	
YoY	25%	13%	-6%	-2%	-9%	-9%	-10%	-17%	-11%		4%	
OEM												
三星	74.5	59.1	69.5	69.0	74.5	63.1	64.0	59.3	261	-4%	270	3%
苹果	55.3	44.4	51.1	85.0	56.5	45.4	51.9	72.6	226	-4%	216	-5%
华为	14.9	8.7	7.0	6.9	6.9	6.3	8.6	7.1	29	-23%	40	38%
新荣耀	4.0	7.2	14.0	15.1	14.3	14.1	14.2	12.4	55	36%	60	9%
OPPO	49.4	48.7	50.1	50.5	41.8	37.7	39.4	37.4	156	-21%	170	9%
vivo	35.0	31.7	33.3	28.3	25.3	24.8	25.9	23.0	99	-23%	105	6%
小米	48.7	53.3	44.5	45.0	39.9	39.5	40.5	33.2	153	-20%	150	-2%
市占率%												
三星	22%	19%	21%	19%	24%	22%	21%	20%	22%		22%	
苹果	16%	14%	15%	23%	18%	16%	17%	24%	19%		17%	
华为	4%	3%	2%	2%	2%	2%	3%	2%	2%		3%	
新荣耀	1%	2%	4%	4%	5%	5%	5%	4%	5%		5%	
OPPO	14%	16%	15%	14%	13%	13%	13%	12%	13%		14%	
vivo	10%	10%	10%	8%	8%	9%	9%	8%	8%		8%	
小米	14%	17%	13%	12%	13%	14%	13%	11%	13%		12%	

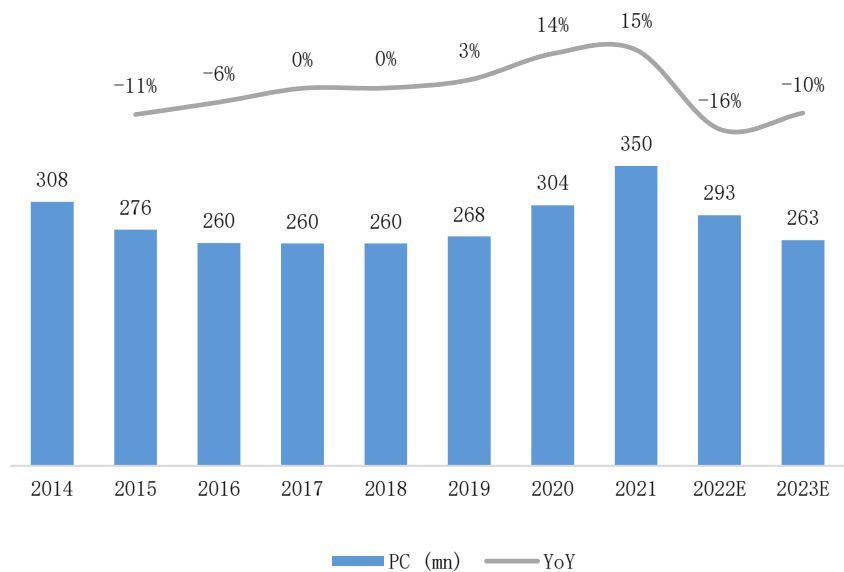
资料来源: IDC, HTI 预测

图5 中国区智能手机出货量预测 (百万台)



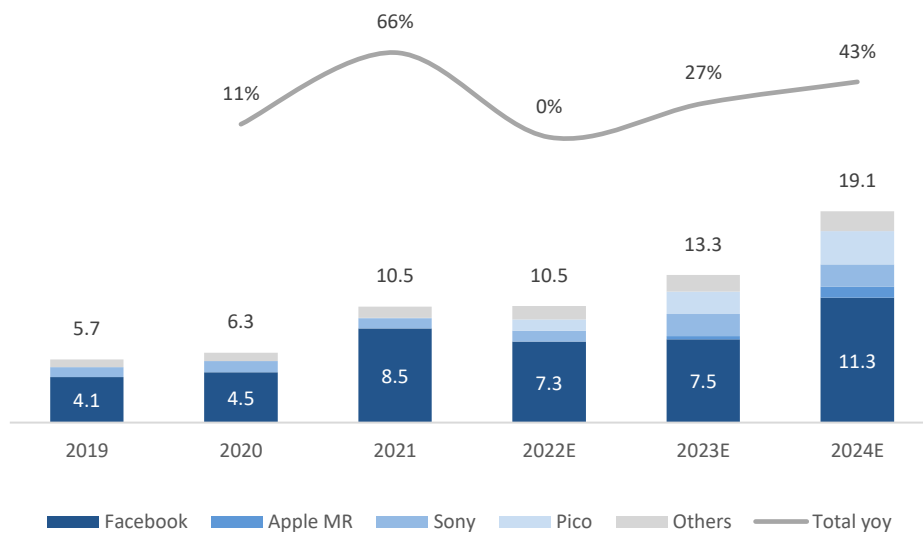
资料来源: IDC, HTI 预测

图6 全球 PC 出货量预测 (百万台)



资料来源: IDC, HTI 预测

图7 全球 VR/AR 硬件设备出货量预测 (百万台)



资料来源: IDC, HTI 预测

消费电子功能性和结构性器件市场较分散。行业内从事消费电子功能性和结构性器件生产企业较多，同行业企业在不同的细分市场、销售区域和终端客户拥有各自的竞争优势，既包括飞比达、迈锐、宝德、卡士莫等外资厂家，也包括安洁科技、领益智造、飞荣达、智动力、恒铭达等 A 股上市公司。**得益于更高的客户集中度（三星视界、苹果）和产品定位，公司整体毛利率和盈利水平远高于行业平均水平。**

图8 同行业可比上市公司情况 (亿元)

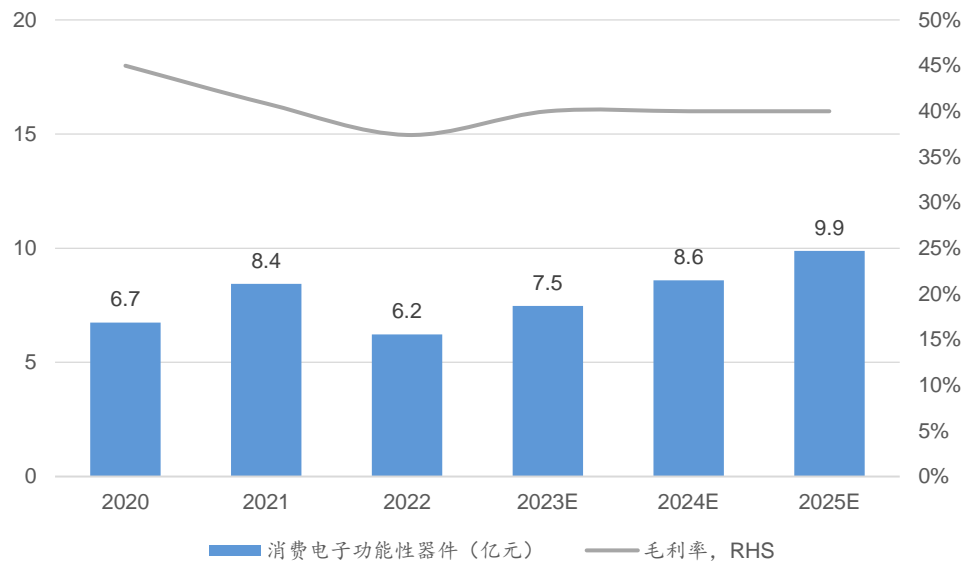
公司名称	主营业务	主要产品	核心客户	21年 收入	21年 净利润	21年 净利率
飞荣达 (300602 CH)	电磁屏蔽材料及器件、导热材料及器件、基站天线及相关器件及防护功能器件的研发、设计、生产与销售，可提供相关领域整体解决方案	电磁屏蔽材料及器件、导热材料及器件、基站天线及相关器件、防护功能器件和其他五类产品	华为、爱立信、思科、诺基亚、中兴、三星、思科	30.6	0.3	1.0%
恒铭达 (002947 CH)	消费电子功能性器件、消费电子防护产品、消费电子外盒保护膜的设计、研发、生产与销售	手机、平板电脑、PC、智能穿戴设备等消费电子产品的功能性器件、防护产品、外盒保护膜	富士康、和硕、广达、仁宝、立讯精密、淳华	11.3	0.3	2.7%
智动力 (300686 CH)	消费电子功能性及结构性器件的研发、生产和销售，致力于为智能手机、平板电脑、智能穿戴、智能家居等中高端消费电子产品及新能源汽车提供精密器件一体化解决方案	手机功能性器件、手机结构性器件、汽车电子器件及其他电子器件	三星、蓝思科技、欧菲科技、劲胜精密、东莞捷荣	21.7	0.6	2.8%
安洁科技 (002635 CH)	消费电子功能性器件、精密金属结构件等相关产品研发、生产与销售，专为智能手机、台式电脑、平板电脑及PC、智能穿戴设备和智能家居产品等中高端消费电子产品及新能源汽车业务提供功能性器件整体解决方案	粘贴类、绝缘类、缓冲类、屏蔽类、遮光类、散热类、导电类和光学胶膜、触控面板、视窗防护玻璃、精密金属零件等	苹果、华为、微软、谷歌、联想	38.8	2.0	5.2%
领益智造 (002600 CH)	磁性材料的研发、生产和销售；显示及触控模组业务；精密结构件业务；精密功能器件业务	精密功能件（模切、CNC、冲压等）、精密结构件、液晶显示模组、电容式触摸屏、磁性材料、电线电缆、电机、组装等	苹果、富士康、和硕、OPPO、闻泰	303.8	11.8	3.9%
公司	消费电子功能性器件、结构性器件、3C智能装配自动化设备	智能手机、平板、PC、可穿戴电子产品、智能家居等消费电子领域，以及新开拓的新能源领域	三星视界、鹏鼎控股、伟易达、美律电子、安费诺	12.1	2.22	18.3%

资料来源：各公司官网，Wind，HTI

我们预计公司功能性器件收入将于 23 年恢复成长。受益于手机行业需求底部复苏、行业集中度提升、OLED 屏幕在智能手机端的渗透率提升、公司客户资源进一步丰富等积极因素，我们预计公司功能性器件收入将于 23 年恢复成长，22-24 年收入分别为 6.2/7.5/8.6 亿元，毛利率伴随产能利用率回升、市场降价压力缓解逐步改善至 21 年 40%左右的水平。

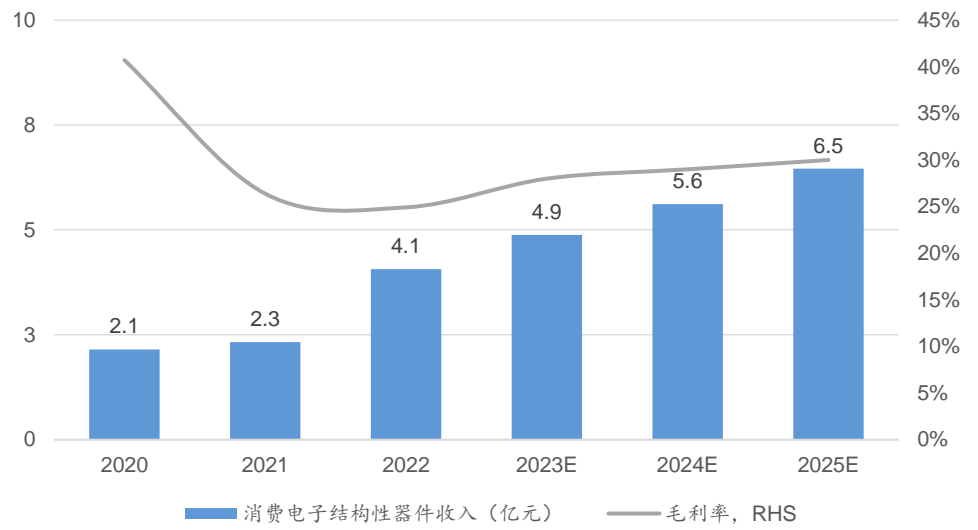
另一方面，物联网、AI、5G 技术进步带来的硬件需求更新，科技龙头企业爆款产品的涌现带动市场热度，消费电子新型硬件蕴含结构性机会。得益于公司提前布局智能耳机、虚拟现实（VR）等可穿戴电子产品应用领域，公司消费电子结构性器件 2022 年实现营业收入 4.07 亿元，较上年同期增长 74.7%，一定程度上弥补了公司消费电子功能性器件业务收入下滑的影响。

图9 公司消费电子功能性器件收入与毛利率预测（亿元）



资料来源：Wind，HTI 预测

图10 公司消费电子（可穿戴设备）结构性器件收入与毛利率预测（亿元）

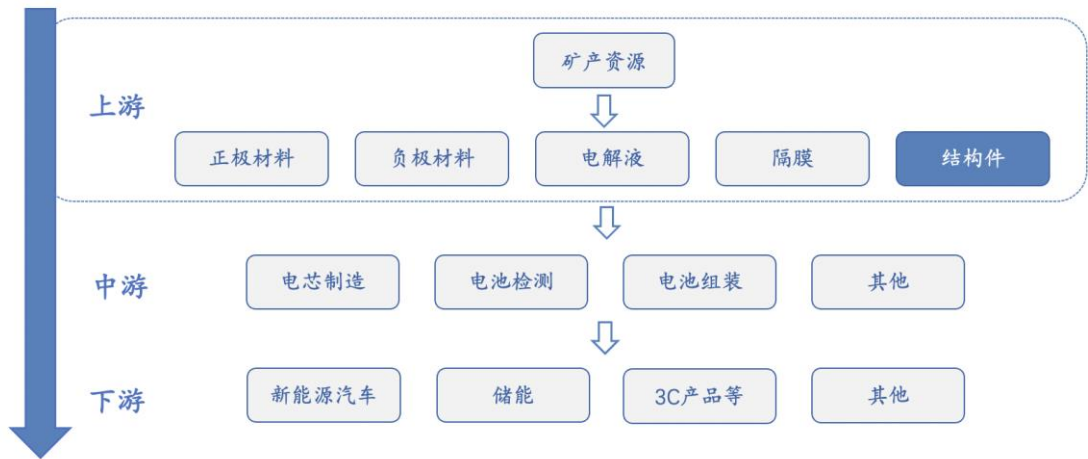


资料来源: Wind, HTI 预测

布局动力电池精密结构件，打造第二增长极

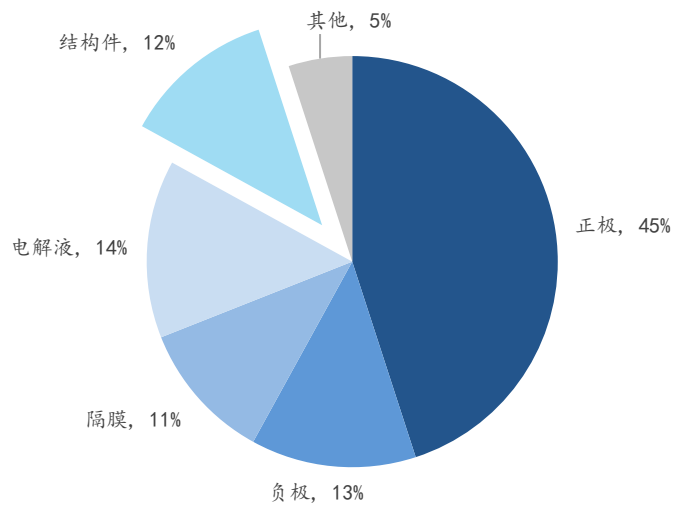
锂电池结构件处于产业链上游，是动力电池的关键安全部件。锂电池由正极材料、负极材料、隔膜、电解液及精密结构件组成，其中结构件包括电芯外壳顶盖、钢/铝外壳、正负极软连接、电池软连接排等，起到传输能量、固定支承、外观装饰等作用，对锂电池的安全性、密闭性、能源使用效率等均有直接影响。不同材料体系及类型的动力电池材料成本占比存在较大差异，一般而言精密结构件占材料成本比重在 10-16%之间，占锂电池电芯整体成本（合理假设制造费用等占 20%）约 8-13%。

图11 动力电池产业链



资料来源：盖世汽车，HTI

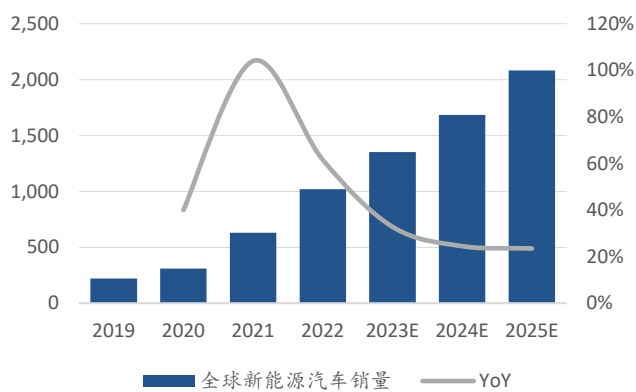
图12 动力锂电池材料成本结构



资料来源：盖世汽车，HTI（注：此处只统计材料成本，不含制造费用等）

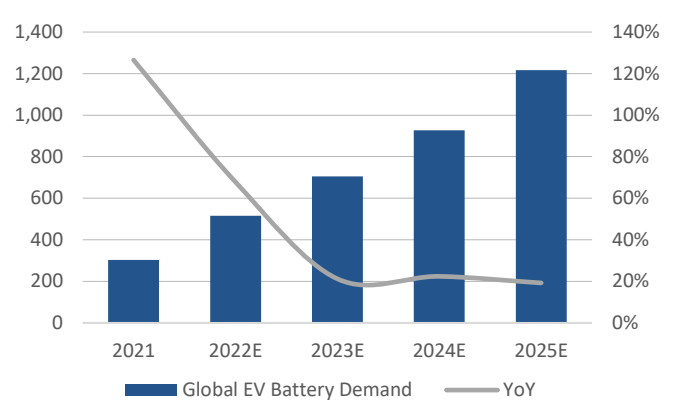
新能源汽车需求旺盛，动力锂电池市场持续扩张。根据 EV Volumes 最新统计，2022 年全球新能源汽车销量同比增长超 60% 达 1020 万辆，纯电动车渗透率首次突破 10%。国内方面，在以双碳目标为核心的能源转型背景下，我国新能源汽车市场已逐步从导入期跨入成长期，市场化程度明显提高，2022 年新能源汽车渗透率同比提升 13pcts 达 28%。新能源汽车产销量的持续增长驱动中游锂电池市场加速扩张，我们测算 2022 年全球锂电池装机量约 516GWh，同比增长 68%，展望未来，我们认为下游新能源汽车景气度有望延续，动力锂电池市场仍将在较长一段时间内持续成长，带动上游原材料及相关精密结构件市场保持扩张态势。

图13 全球新能源汽车销量及增速（万辆）



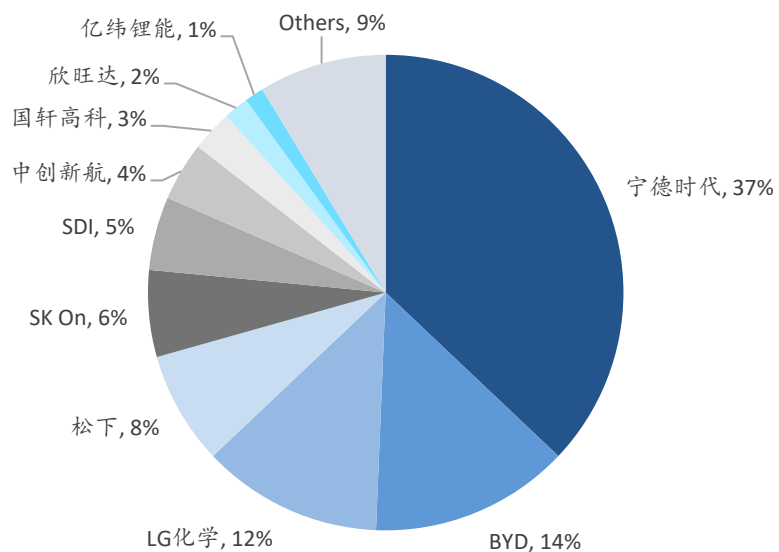
资料来源：EV Volumes，HTI 预测

图14 全球动力锂电池装机量及增速 (GWh)



资料来源：EV Volumes，HTI 预测

图15 全球动力锂电池市场份额呈现头部集中（截至 22 年 11 月）



资料来源：SNE Research，HTI (Data range: Jan-Nov 2022)

据 EVTank 数据显示，在汽车动力电池、储能电池、小动力电池和消费类电池需求量快速增长的背景下，**预计 2025 年全球锂离子电池结构件的市场规模将达到 768 亿元**。2021 年中国锂离子电池结构件企业中，科达利、震裕科技和金杨股份三家企业排名靠前，其市场份额分别为 23.8%、9.1%和 4.4%，TOP5 企业市场集中度为 43.2%。

图16 锂电池结构件主要厂商梳理（除非另作说明，单位为亿元）

公司名称	产品结构	主要客户	21 年 收入	21 年 净利润	21 年 净利率
震裕科技 (300953 CH)	方形锂电池结构件(盖板为主)	宁德时代、亿纬锂能、欣旺达	30.3	1.7	6%
科达利 (002850 CH)	方形锂电池结构件(盖板、壳体各占 50%)、圆柱锂电池结构件均提供	宁德时代、比亚迪、中航锂电、LG 化学、松下、蜂巢能源、力神	44.7	5.4	12%
斯莱克 (300382 CH)	圆柱电池壳，收购东莞阿李布局方形锂电池结构件业务	特斯拉、国轩高科	10.0	1.1	11%
长盈精密 (300115 CH)	消费电子结构件、方形锂电池结构件(盖板、铝壳)	宁德时代	110.5	-6.0	-5%
无锡金杨	镍氢、镍镉、锂电等动力电池、二次电池用钢壳、方型铝壳及盖帽等产品	松下、LG、宁德时代、比亚迪、力神、比克、亿纬锂能	11.8	1.5	13%
领益智造 (002600 CH)	消费电子功能件、结构件；21 年 6 月收购锦泰电子作为行业切入点，目前主要产品包括动力电池壳体、盖板、转接片等，22 年 5 月公告将投入 130 亿扩产电池结构件等项目	宁德时代	303.8	11.8	4%
韩国 Sangsin EDP (091580 KS)	主营动力电池及二次电池配件、OLED CRT 显示器配件等，方形结构件为主	韩国本土企业，如三星 SDI	US\$173mn	US\$15mn	9%
日本 FUJI SPRINGS	精密冲压、拉伸加工;精密弹簧、精密模具及自动装配机的设计与制造;动力电池等充电式电池部件加工	日本本土企业，如松下	--	--	--

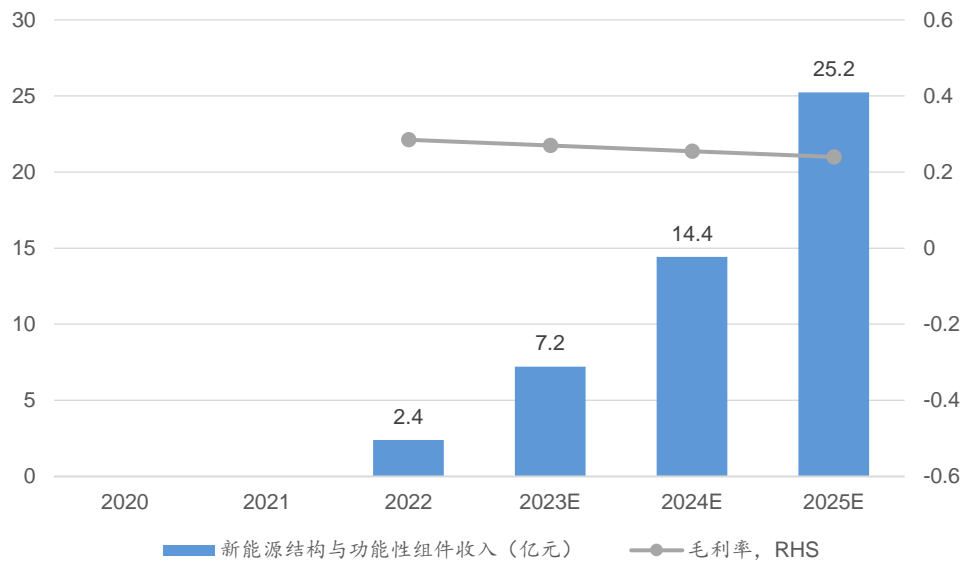
资料来源：各公司官网，Wind，HTI

前瞻布局新能源动力电池结构件，未来有望持续突破大客户打开成长空间。受下游需求低迷、市场竞争加剧及行业季节性因素等影响，22H1 公司消费电子功能性和结构性器件以及 3C 自动化设备收入和毛利率均下滑。另一方面，公司积极把握电子制造产业发展趋势，于 2022 年 6 月通过外延收购，**新增应用于新能源动力电池、储能电池的精密结构件的业务布局**，目前客户主要是宁德时代、瑞浦兰钧、远景动力等电池厂商，自 2022 年中新能源电池结构件逐步进入批量交货。2022 年，公司新能源相关结构及功能性组件业务实现营业收入 2.4 亿元，业务成长性初显。

公司深耕消费电子领域 20 年，形成了“关键组件（功能性和结构性器件）+ 配套自动化设备”联动的协同优势，可为客户提供一体化综合解决方案，利于深化与客户的合作关系。区别于工序较为简单、产品同质化竞争严重的低端功能性和结构性器件制造，中高端消费电子组件产品定制化、小批量、多频次、开发周期短等特点，对供应商的科学排产、工艺技术创新、品质及成本管控等制造能力、供应链管理能力和迅速响应的客户服务能力均提出了较高的要求。

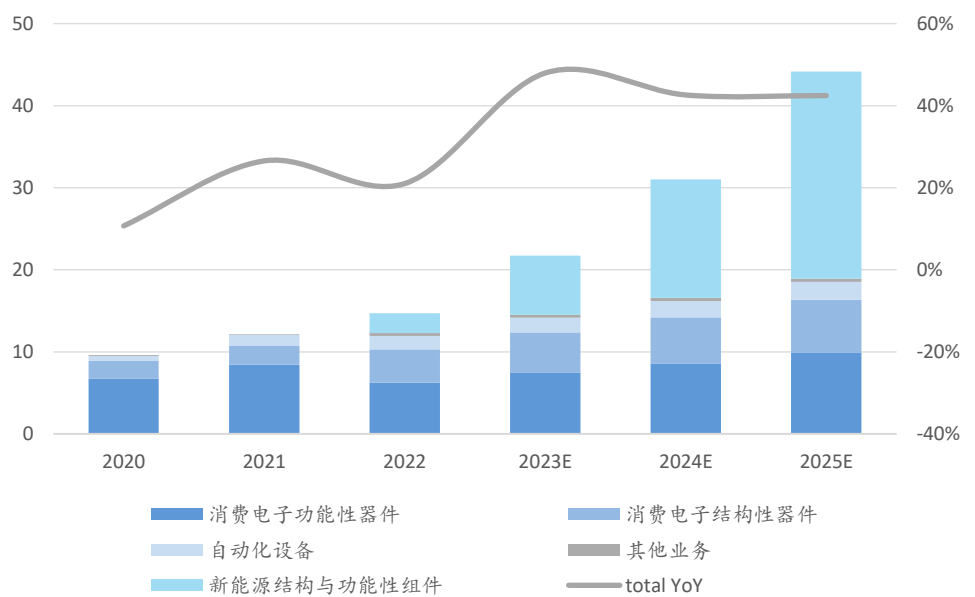
鉴于动力电池行业头部集中度高（宁德时代和比亚迪 CR2 市占率超 50%），对上游供应商具有较强话语权，我们认为，公司有望凭借在消费电子领域积累形成的成本管控能力、规模制造优势、资金优势以及对客户需求迅速响应的服务能力逐步突破大客户，并通过在单一客户里的份额提升和品类拓展打开收入空间，形成“消费电子 + 汽车”双轮驱动的业务结构，其在新能源结构件领域的成长值得期待。

图17 公司新能源结构与功能性组件收入与毛利率预测（亿元）



资料来源: Wind, HTI 预测

图18 公司整体收入预测（亿元）



资料来源: Wind, HTI 预测

公司基本资料

业务介绍

公司主要从事消费电子行业功能性、结构性器件以及相关 3C 智能装配自动化设备的研发、生产和销售，致力于为客户提供产品设计开发、材料选型、精密模切、冲型、自动化装配等综合解决方案。公司深耕电子产业多年，积累了大批稳定且优质的客户资源，包括 OLED 显示屏行业龙头三星视界，国际知名消费电子终端品牌 Apple、Amazon、Google、Microsoft、Jabra、Bose、Sony、Facebook、Sennheiser、Oppo 等，国内外知名 FPC 软板客户鹏鼎控股、华通电脑、台郡科技、藤仓电子、安费诺等，以及消费电子行业知名 EMS 客户美律电子、伟易达、伟创力、立讯精密、歌尔股份、富士康、卡士莫，光伏电源客户阳光电源，新能源领域客户 Tesla 等。

功能性和结构性器件业务方面，公司产品面向消费电子和新能源两大领域，广泛应用于手机组装、数码产品组装、FPC、OLED 屏幕组件、塑胶外壳、太阳能光伏、动力电池、储能等领域，是智能手机、平板电脑、笔记本电脑、智能音箱、VR/AR、头戴耳机、运动相机等消费电子产品及其组件实现特定功能所需的元器件，在传统机构零件无法应对的狭小空间内实现粘接、固定、密封、防尘、防震、绝缘、导电、降低电磁干扰、联线外接、防护等功能。**公司新能源结构与功能性组件属于非标准产品，目前主要产品包括连接片、安全结构件、绝缘片、密封件等，**应用于新能源汽车、动力电池、储能电池、储能设备、光伏逆变器等新能源应用领域。

3C 智能装配自动化设备方面，公司产品主要有高速贴合机和 AOI 检测设备等，主要应用于消费电子产品的零组件的装配、贴合等自动化操作，并可对功能性器件等物料的尺寸、外观、功能等进行高精度快速检测，同时还可以配合其他工序设备和物料输送带共同组成柔性自动化生产线系统，通过有效取代手工劳动以提高客户的生产效率和产品品质，提高公司产品的附加价值及智能制造水平。

图19 公司消费电子功能性产品介绍

<p>产品简述</p>	<ul style="list-style-type: none"> • 应用领域: 手机、平板电脑/PC、智能手表、VR 眼镜等消费电子，及光伏电源、智能家居、汽车电子等领域 • 产品特点: 主要利用单双面胶带、保护膜、离型膜、海绵、泡棉、导电布、导电胶、铜箔、吸波材、石墨片、防尘网等材料，通过精密模切、冲压、贴合等工艺加工而成，具有“定制化、品种多、型号复杂、轻薄精密”等特点 • 按功能不同可分为（以手机为例）: 粘帖固定补强类功能性器件（用于替代传统铆钉、螺丝等机械式紧固器件，也可用于解决 FPC 部件机械强度不足的问题）、防震防尘防护类功能性器件（如手机屏幕保护膜、缓冲泡棉等）、绝缘屏蔽导电类（在手机内部电子元器件之间起到绝缘、隔离作用，如屏蔽吸波片等） 		
<p>产品图示</p>	 <p>手机屏幕保护膜</p>	 <p>OLED缓冲泡棉</p>	 <p>屏蔽吸波片</p>

资料来源：公司官网，HTI

图20 公司消费电子结构性产品介绍

<p>产品简述</p>	<ul style="list-style-type: none"> • 应用领域: 用于头戴耳机、VR 眼镜等可穿戴电子产品,起到连接固定、隔光吸音、防护防水、轻量便携等作用,以增强产品的声学 and 视觉效果、提升触感体验。在此基础上,公司不断拓宽产品应用领域,包括智能音箱、无线充电器等智能家居领域,以及动力电池、储能电池等新能源汽车领域 • 产品特点: 非标产品,主要通过激光切割、冲切、压网、车缝、高周波、包边、表面处理等环节加工而成,具有“结构轻便、外观时尚、触感舒适”等特点 • 典型产品包括: 用于头戴式耳机的耳套和耳戴、VR 眼罩和头戴、可穿戴电子产品配套使用的收纳盒、智能音箱包布等,以及用于动力电池和储能领域的精密结构件
<p>产品图示</p>	<div style="display: flex; justify-content: space-around; align-items: center;"> <div style="text-align: center;">  <p>真皮耳套</p> </div> <div style="text-align: center;">  <p>PU头戴</p> </div> <div style="text-align: center;">  <p>包布</p> </div> <div style="text-align: center;">  <p>VR盒</p> </div> </div>

资料来源: 公司官网, HTI

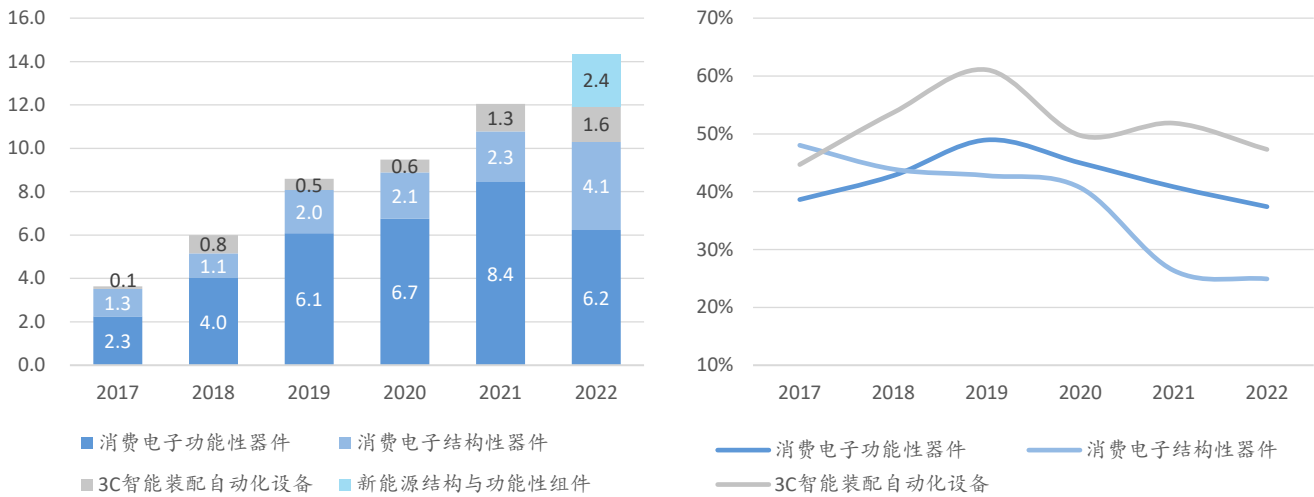
图21 公司自动化设备产品介绍

类型	图示	产品简述
<p>贴合类设备</p>		<ul style="list-style-type: none"> • 应用领域: 应用于 FPC/手机主板、手机壳制造过程中表面所需的高精度功能性器件等辅料的自动化贴合及其他电子元器件的自动高速贴装环节 • 具体产品包括: FPC/PCB 高速贴合机、手机壳高速贴合机及元器件高速贴装机
<p>AOI 检测类设备</p>		<ul style="list-style-type: none"> • 应用领域: 主要是 PSA AOI 检测机,能够对 PSA 等高精度功能性辅料的外观(如:溢胶、胶皱、少料、脏污等)及尺寸进行自动拍照、取像,并通过软件智能算法将检测对象与设定的不良特征模版进行智能检测对比,最终将不良品筛选出来,是消费电子功能性器件生产和贴合环节的重要配套设备

资料来源: 公司官网, HTI

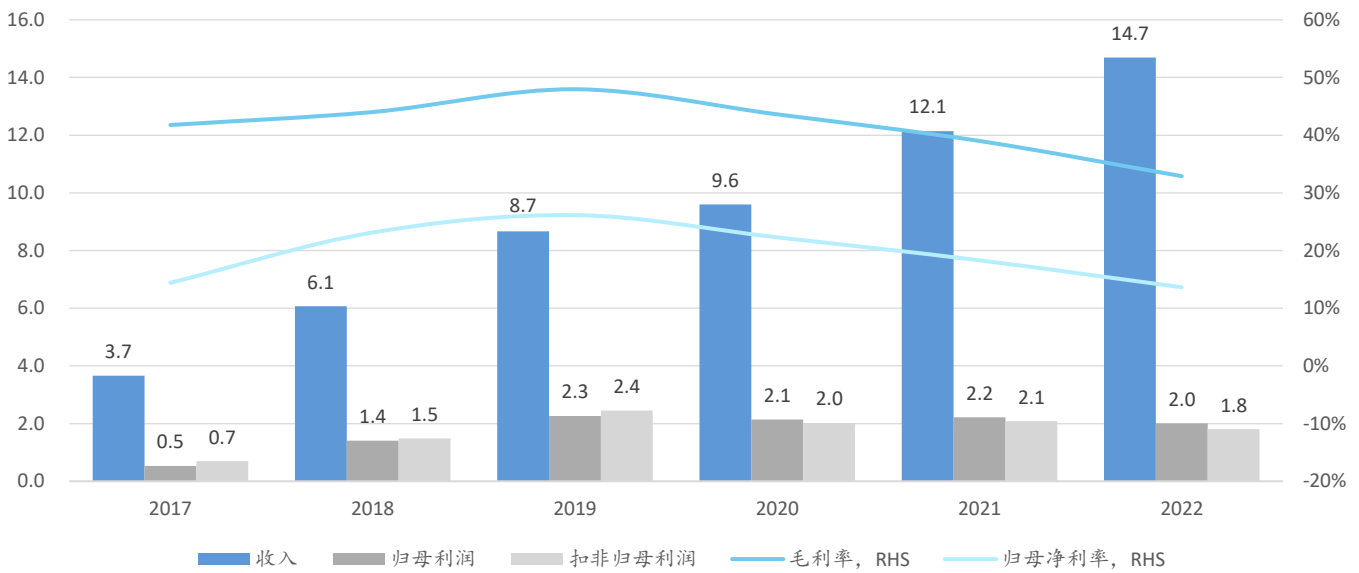
财务数据

图22 2017-2022 公司分业务营收 (左图, 单位: 亿元) 及毛利率 (右图) 统计



资料来源: Wind, HTI

图23 2017-2022 公司经营况况统计 (单位: 亿元)



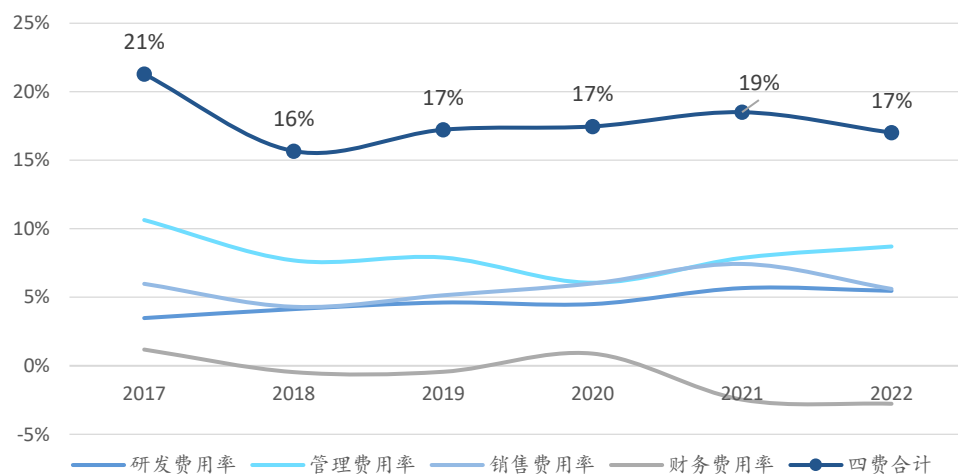
资料来源: Wind, HTI

图24 2017-2021 公司产品销量与单价统计

		2017	2018	2019	2020	2021
功能性器件	销量(亿件)	19.07	20.29	19.76	27.95	33.70
	ASP(元)	0.12	0.20	0.31	0.24	0.25
	产量(亿件)	19.54	19.80	19.89	31.33	33.50
	产销率	98%	102%	99%	89%	101%
结构性器件	销量(亿件)	0.28	0.28	0.36	0.49	0.56
	ASP(元)	4.46	4.01	5.58	4.38	4.19
	产量(亿件)	0.28	0.28	0.35	0.52	0.58
	产销率	100%	99%	102%	94%	96%
自动化设备	销量(台)	56	374	198	312	551
	ASP(万元)	20	23	26	19	23
	产量(台)	95	317	318	447	630
	产销率	59%	118%	62%	70%	87%

资料来源: Wind, HTI

图25 2017-2022 公司费用率统计

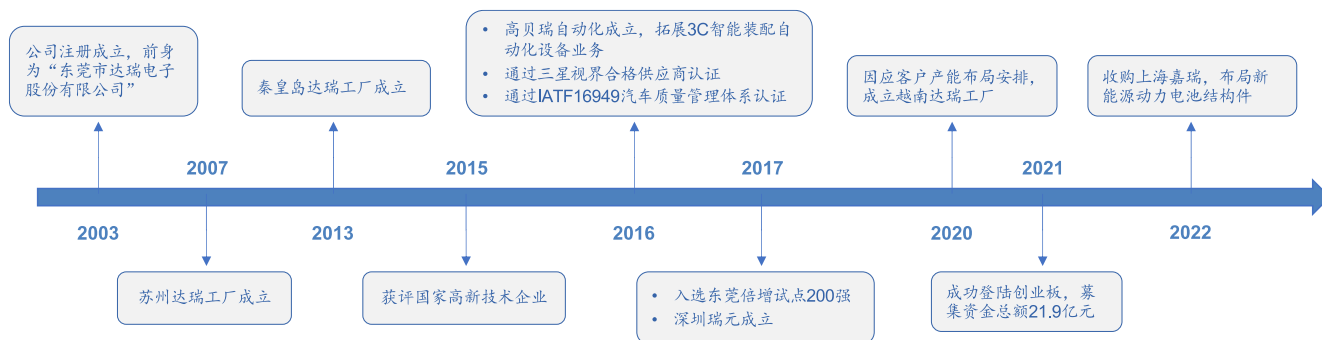


资料来源: Wind, HTI

发展历程 & 股权结构

公司成立于2003年，立足消费电子并积极开拓新能源领域。公司成立于2003年9月，前身为“东莞市达瑞电子股份有限公司”，于2015年10月整体变更为股份公司，并于2021年成功在创业板上市。公司总部位于东莞市东城街道，是国内较早进入消费电子行业的企业之一，主要从事消费电子功能性和结构性器件的研发、生产和销售，以及相关3C智能装配自动化设备的研发、生产和销售、租赁业务等，并于2022年收购上海嘉瑞100%股权，拓展新能源动力电池结构件业务。

图26 公司发展大事记



资料来源: 公司官网, HTI

公司控股股东为董事长李清平。公司控股股东为董事长李清平，实际控制人为李清平、邓瑞文夫妇，直接和通过晶鼎投资和晶鼎贰号间接合计持有公司39.5%股权。第二大股东为李东平，持股比例为12.6%，系实际控制人一致行动人；第三大股东为付学林，持股比例为7.5%。

图27 公司前十大股东统计 (22年三季报)

	股东名称	持股占比
1	李清平	35.7%
2	李东平	12.6%
3	付学林	7.5%
4	东莞市晶鼎投资管理合伙企业(有限合伙)	6.7%
5	李玉梅	3.1%
6	张立华	2.9%
7	东莞市晶鼎贰号管理咨询合伙企业(有限合伙)	2.3%
8	东莞长劲石股权投资合伙企业(有限合伙)	1.5%
9	高冬	1.4%
10	陈依婷	0.2%
	合计	73.8%

资料来源: Wind, HTI (截至2022年9月)

财务预测与估值

财务预测

我们预测公司 2023-2025 年收入为 21.74/31.00/44.17 亿元，+48%/+43%/+42% YoY，归母净利润为 3.12/4.11/5.14 亿元，+55%/+32%/+25% YoY。

图28 公司分业务收入拆分表

	2019	2020	2021	2022	2023E	2024E	2025E
消费电子功能性器件							
收入 (亿元)	6.09	6.74	8.44	6.23	7.47	8.59	9.88
YoY	50%	11%	25%	-26%	20%	15%	15%
毛利 (亿元)	2.98	3.03	3.45	2.33	2.99	3.44	3.95
GPM	49%	45%	41%	37%	40%	40%	40%
消费电子结构性器件							
收入 (亿元)	1.99	2.15	2.33	4.07	4.88	5.61	6.46
YoY	79%	8%	8%	75%	20%	15%	15%
毛利 (亿元)	0.85	0.87	0.61	1.01	1.37	1.63	1.94
GPM	43%	41%	26%	25%	28%	29%	30%
新能源结构与功能性组件							
收入 (亿元)				2.40	7.21	14.42	25.24
YoY					200%	100%	75%
毛利 (亿元)				0.68	1.95	3.67	6.05
GPM				28%	27%	25%	24%
自动化设备							
收入 (亿元)	0.52	0.59	1.28	1.64	1.81	1.99	2.19
YoY	-39%	15%	115%	29%	10%	10%	10%
毛利 (亿元)	0.32	0.30	0.66	0.78	0.87	0.95	1.05
GPM	61%	50%	52%	47%	48%	48%	48%
其他业务							
收入 (亿元)	0.07	0.11	0.09	0.35	0.37	0.39	0.41
YoY	9%	46%	-14%	274%	5%	5%	5%
毛利 (亿元)	0.01	-0.02	0.01	0.03	0.04	0.04	0.04
GPM	16%	-17%	11%	8%	10%	10%	10%

资料来源: Wind, HTI 预测

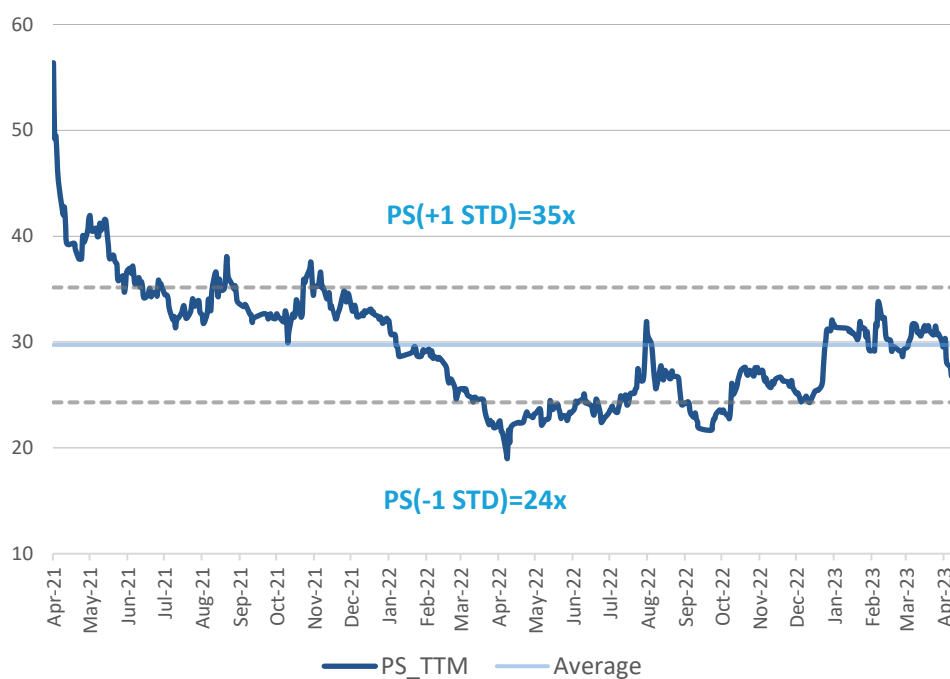
图29 公司盈利预测表 (亿元)

	1Q22	2Q22	3Q22	4Q22	2022	2023E	2024E
营业收入	2.53	3.10	3.54	5.53	14.69	21.74	31.00
营业成本	1.82	2.25	2.44	3.35	9.86	14.54	21.27
毛利润	0.71	0.85	1.10	2.17	4.83	7.21	9.73
营业费用	0.50	0.51	0.53	1.07	2.62	3.93	5.34
营业利润	0.27	0.45	0.59	1.08	2.39	3.58	4.73
利润总额	0.27	0.43	0.58	1.07	2.34	3.58	4.73
所得税	0.04	0.07	0.04	0.18	0.33	0.47	0.61
净利润	0.22	0.37	0.54	0.89	2.02	3.12	4.11
少数股东损益	0.00	0.00	0.00	0.01	0.01	0.00	0.00
归母净利润	0.22	0.37	0.54	0.88	2.00	3.12	4.11
稀释 EPS (元)	0.23	0.39	0.57	0.93	2.13	3.30	4.36

资料来源: Wind, HTI 预测

估值

图30 公司历史 TTM P/E 估值



资料来源: Wind, HTI (数据截至 2023 年 4 月 28 日)

图31 公司可比公司估值表

证券代码	证券简称	PE (TTM)	Forward PE (23年)	Forward PE (24年)
300602.SZ	飞荣达	109	38	22
002600.SZ	领益智造	37	20	15
300115.SZ	长盈精密	322	25	15
002850.SZ	科达利	33	22	15
300953.SZ	震裕科技	124	23	18
300750.SZ	宁德时代	26	22	17
002594.SZ	比亚迪	37	27	19
同行业平均		98	25	17

备注：表中市值与估值相关信息均基于收盘价日期 2023 年 4 月 28 日；可比公司预期数据均采用 Wind 一致预期
资料来源：Wind, HTI

风险提示： 1) 消费电子需求复苏弱于预期； 2) 新能源客户拓展不及预期； 3) 过度竞争。

财务报告分析和预测

利润表	2021	2022	2023E	2024E	2025E	财务指标	2021	2022	2023E	2024E	2025E
营业收入	1,214	1,469	2,174	3,100	4,417	成长性					
减:营业成本	741	986	1,454	2,127	3,114	营业收入增长率	27%	21%	48%	43%	42%
营业税费	7	12	14	20	29	营业利润增长率	0%	-4%	50%	32%	25%
销售费用	69	80	109	146	192	净利润增长率	4%	-10%	55%	32%	25%
管理费用	96	128	180	229	318	EBITDA增长率	-10%	3%	51%	33%	26%
研发费用	90	82	128	177	243	EBIT增长率	-15%	-9%	62%	36%	28%
财务费用	-30	-41	-38	-38	-33	NOPLAT增长率	-13%	-11%	63%	36%	28%
加:资产减值损失	-5	-4	-	-	-	投资资本增长率	57%	44%	4%	29%	-2%
公允价值变动收益	3	0	-	-	-	净资产增长率	257%	4%	5%	6%	7%
其他项	-1	13	31	34	37	利润率					
营业利润	248	239	358	473	591	毛利率	39%	33%	33%	31%	30%
加:营业外净收支	5	-5	-	-	-	营业利润率	20%	16%	16%	15%	13%
利润总额	253	234	358	473	591	净利润率	18%	14%	14%	13%	12%
减:所得税	31	33	47	61	77	EBITDA/营业收入	20%	17%	18%	16%	15%
净利润	222	200	312	411	514	EBIT/营业收入	18%	13%	15%	14%	13%
资产负债表	2021	2022	2023E	2024E	2025E	运营效率					
货币资金	1,686	1,463	1,627	1,436	1,767	固定资产周转天数	84	135	109	82	58
交易性金融资产	443	343	343	343	343	流动营业资本周转天数	66	91	76	69	63
应收账款	302	483	629	887	1,199	流动资产周转天数	498	648	467	363	298
应收票据	9	12	19	26	39	应收账款周转天数	89	96	92	88	85
预付账款	3	11	10	20	24	存货周转天数	38	47	41	41	42
存货	142	245	256	453	585	总资产周转天数	658	844	621	477	380
其他流动资产	47	99	99	99	99	投资资本周转天数	211	261	212	173	136
固定资产	470	628	689	719	710	投资回报率					
在建工程	90	19	79	79	63	ROE	7%	6%	9%	12%	14%
无形资产	72	71	67	62	56	ROA	7%	6%	8%	10%	10%
其他非流动资产	70	178	129	149	159	ROIC	35%	20%	22%	29%	29%
资产总额	3,335	3,551	3,947	4,275	5,043	费用率					
短期债务	-	-	-	-	58	销售费用率	6%	5%	5%	5%	4%
应付账款	185	246	506	619	1,063	管理费用率	8%	9%	8%	7%	7%
应付票据	2	5	6	11	14	研发费用率	7%	6%	6%	6%	6%
其他流动负债	72	106	79	82	88	财务费用率	-2%	-3%	-2%	-1%	-1%
长期借款	-	-	-	-	-	四费/营业收入	19%	17%	17%	17%	16%
其他非流动负债	8	13	8	10	10	偿债能力					
负债总额	268	371	599	722	1,233	资产负债率	8%	10%	15%	17%	24%
少数股东权益	-	16	16	16	16	负债权益比	9%	12%	18%	20%	32%
股本	94	94	94	94	94	流动比率	10.1	7.4	5.0	4.6	3.3
留存收益	2,973	3,069	3,237	3,442	3,699	速动比率	9.6	6.7	4.6	3.9	2.8
股东权益	3,067	3,180	3,347	3,553	3,810	利息保障倍数	n.m.	n.m.	n.m.	n.m.	n.m.
现金流量表	2021	2022	2023E	2024E	2025E	分红指标					
净利润	222	200	312	411	514	DPS(元)	1.2	-	1.6	2.2	2.7
加:折旧和摊销	29	56	64	75	84	分红比率	51%	0%	50%	50%	50%
资产减值准备	5	4	-	-	-	股息收益率	3%	0%	4%	5%	6%
公允价值变动损失	-3	-0	-	-	-	业绩和估值指标					
财务费用	-14	-5	-38	-38	-33	EPS(元)	2.4	2.1	3.3	4.4	5.4
投资收益	-8	-25	-27	-30	-33	BVPS(元)	32.5	33.5	35.3	37.4	40.2
少数股东损益	-	1	-	-	-	PE(X)	19.0	21.1	13.6	10.3	8.2
营运资金的变动	-41	-226	75	-352	-6	PB(X)	1.4	1.3	1.3	1.2	1.1
其他经营项	29	39	46	-15	-5	P/FCF	(67.7)	(33.5)	13.1	38.4	6.2
经营活动产生现金流量	219	45	431	51	521	P/S	3.5	2.9	1.9	1.4	1.0
投资活动产生现金流量	-988	20	-156	-75	-24	EV/EBITDA	22.5	7.9	5.7	4.7	3.3
融资活动产生现金流量	1,979	-105	-111	-168	-166	EV/Sales	4.6	1.4	1.0	0.8	0.5

备注: (1) 表中计算估值指标的收盘价日期为 2023 年 4 月 28 日; (2) 以上各表均为简表
来源: WIND, HTI

APPENDIX 1

Summary

- **Initiate with “Outperform” rating with a TP of Rmb82/sh.** The company has been deeply involved in the field of consumer electronics for 20 years, and has formed the synergistic advantage of both key components (functional and structural devices) and supporting automation equipment, providing customers with integrated and comprehensive solutions. At present, the company is developing business in new energy fields such as power batteries and energy storage batteries, and is expected to grow with its key customer such as CATL and BYD with solid product roadmap. We predict that the company's revenue will achieve rapid growth in 2023. The revenue from 2023 to 2025 will be at Rmb2.17/3.10/4.42bn, a CAGR of 44%, and the net profit attributable to the parent will be at Rmb312/411/514mn. We give the company a 25X 2023 PE, corresponding to a target price of RMB 82 per share. Initiate with an "outperform" rating.
- **Consumer electronics: probably a U-shape recovery in 23H2.** The company's functional device products are indirectly supplied to many smartphone brands such as Apple, Huawei, OPPO, Vivo, Samsung, and Xiaomi through component manufacturers. In terms of structural devices, the company became a qualified supplier of Apple in 2020, and has accumulated high-quality customer resources including Jabra, Bose, Sennheiser, Sony, and Meta (Oculus) in the field of wearable electronic devices. Looking into 2023, the inventory of Android phones has returned to normal level in 23Q1. The demand side will benefit from low-price 5G SoC, Huawei's new phones, superimposed overseas inflation pressures, and emerging market growth. We expect that global smartphone shipments will increase by 3.7% YoY to 1.25bn units, and the consumer electronics industry as a whole may show a U-shape recovery. In summary, we expect the company's revenue from consumer functional electronics to resume growth in 2023, with revenues of 620/750/860mn in 22-24, and 410/490/560mn in structural devices for wearable electronics.
- **New energy business to see rapid growth.** In the field of new energy, the company produces structural and functional components used in new energy vehicles, power batteries, energy storage batteries and equipment, and photovoltaic inverters. The power battery industry has a high degree of head concentration (CATL and BYD CR2 account for more than 50% of the market), and has strong bargaining power in upstream suppliers. The company is expected to rely on its cost control capabilities, scale manufacturing capabilities, capital advantages, and service capabilities to respond quickly to customer needs accumulated in the consumer electronics field, gradually break through the top major customers, and further open up revenue space through share increase and product category expansion. With the two-wheel drive business structure of "consumer electronics + automobile", its growth in the field of new energy is worth looking forward to. In summary, we expect the company's new energy structure and functional component business revenue to be 240/720/1440bn in 22-24.
- Risks: 1) weaker-than-expected recovery of consumer electronics; 2) delay in customer development; 3) over competition.

附录 APPENDIX

重要信息披露

本研究报告由海通国际分销，海通国际是由海通国际研究有限公司(HTIRL)，Haitong Securities India Private Limited (HSIPL)，Haitong International Japan K.K. (HTIJKK)和海通国际证券有限公司(HTISCL)的证券研究团队所组成的全球品牌，海通国际证券集团(HTISG)各成员分别在其许可的司法管辖区内从事证券活动。

IMPORTANT DISCLOSURES

This research report is distributed by Haitong International, a global brand name for the equity research teams of Haitong International Research Limited ("HTIRL"), Haitong Securities India Private Limited ("HSIPL"), Haitong International Japan K.K. ("HTIJKK"), Haitong International Securities Company Limited ("HTISCL"), and any other members within the Haitong International Securities Group of Companies ("HTISG"), each authorized to engage in securities activities in its respective jurisdiction.

HTIRL 分析师认证 Analyst Certification:

我，周扬，在此保证 (i) 本研究报告中的意见准确反映了我们对本研究中提及的任何或所有目标公司或上市公司的个人观点，并且 (ii) 我的报酬中没有任何部分与本研究报告中表达的具体建议或观点直接或间接相关；及就此报告中所讨论目标公司的证券，我们（包括我们的家属）在其中均不持有任何财务利益。我和我的家属（我已经告知他们）将不会在本研究报告发布后的 3 个工作日内交易此研究报告所讨论目标公司的证券。I, Yang Zhou, certify that (i) the views expressed in this research report accurately reflect my personal views about any or all of the subject companies or issuers referred to in this research and (ii) no part of my compensation was, is or will be directly or indirectly related to the specific recommendations or views expressed in this research report; and that I (including members of my household) have no financial interest in the security or securities of the subject companies discussed. I and my household, whom I have already notified of this, will not deal in or trade any securities in respect of the issuer that I review within 3 business days after the research report is published.

利益冲突披露 Conflict of Interest Disclosures

海通国际及其某些关联公司可从事投资银行业务和/或对本研究中的特定股票或公司进行做市或持有自营头寸。就本研究报告而言，以下是有关该等关系的披露事项（以下披露不能保证及时无遗漏，如需了解及时全面信息，请发邮件至 ERD-Disclosure@htisec.com）

HTI and some of its affiliates may engage in investment banking and / or serve as a market maker or hold proprietary trading positions of certain stocks or companies in this research report. As far as this research report is concerned, the following are the disclosure matters related to such relationship (As the following disclosure does not ensure timeliness and completeness, please send an email to ERD-Disclosure@htisec.com if timely and comprehensive information is needed).

海通证券股份有限公司和/或其子公司（统称“海通”）在过去 12 个月内参与了 002594.CH and 002074.CH 的投资银行项目。投资银行项目包括：1、海通担任上市前辅导机构、保荐人或主承销商的首次公开发行项目；2、海通作为保荐人、主承销商或财务顾问的股权或债务再融资项目；3、海通作为主经纪商的新三板上市、目标配售和并购项目。

Haitong Securities Co., Ltd. and/or its subsidiaries (collectively, the "Haitong") have a role in investment banking projects of 002594.CH and 002074.CH within the past 12 months. The investment banking projects include 1. IPO projects in which Haitong acted as pre-listing tutor, sponsor, or lead-underwriter; 2. equity or debt refinancing projects of 002594.CH and 002074.CH for which Haitong acted as sponsor, lead-underwriter or financial advisor; 3. listing by introduction in the new three board, target placement, M&A projects in which Haitong acted as lead-brokerage firm.

002594.CH 及 002074.CH 目前或过去 12 个月内是海通的投资银行业务客户。

002594.CH and 002074.CH are/were an investment bank clients of Haitong currently or within the past 12 months.

002074.CH 目前或过去 12 个月内是海通的客户。海通向客户提供非投资银行业务的证券相关业务服务。

002074.CH is/was a client of Haitong currently or within the past 12 months. The client has been provided for non-investment-banking securities-related services.

合肥国轩高科动力能源有限公司及欣旺达惠州动力新能源有限公司目前或过去 12 个月内是海通的客户。海通向客户提供非证券业务服务。

合肥国轩高科动力能源有限公司 and 欣旺达惠州动力新能源有限公司 are/were a client of Haitong currently or within the past 12 months. The client has been provided for non-securities services.

海通在过去的 12 个月中从合肥国轩高科动力能源有限公司及欣旺达惠州动力新能源有限公司获得除投资银行服务以外之产品或服务的报酬。

Haitong has received compensation in the past 12 months for products or services other than investment banking from 合肥国轩高科动力能源有限公司 and 欣旺达惠州动力新能源有限公司.

评级定义 (从 2020 年 7 月 1 日开始执行):

海通国际 (以下简称“HTI”) 采用相对评级系统来为投资者推荐我们覆盖的公司: 优于大市、中性或弱于大市。投资者应仔细阅读 HTI 的评级定义。并且 HTI 发布分析师观点的完整信息, 投资者应仔细阅读全文而非仅看评级。在任何情况下, 分析师的评级和研究都不能作为投资建议。投资者的买卖股票的决策应基于各自情况 (比如投资者的现有持仓) 以及其他因素。

分析师股票评级

优于大市, 未来 12-18 个月内预期相对基准指数涨幅在 10%以上, 基准定义如下

中性, 未来 12-18 个月内预期相对基准指数变化不大, 基准定义如下。根据 FINRA/NYSE 的评级分布规则, 我们会将中性评级划入持有这一类别。

弱于大市, 未来 12-18 个月内预期相对基准指数跌幅在 10%以上, 基准定义如下

各地股票基准指数: 日本 – TOPIX, 韩国 – KOSPI, 台湾 – TAIEX, 印度 – Nifty100, 美国 – SP500; 其他所有中国概念股 – MSCI China.

Ratings Definitions (from 1 Jul 2020):

Haitong International uses a relative rating system using Outperform, Neutral, or Underperform for recommending the stocks we cover to investors. Investors should carefully read the definitions of all ratings used in Haitong International Research. In addition, since Haitong International Research contains more complete information concerning the analyst's views, investors should carefully read Haitong International Research, in its entirety, and not infer the contents from the rating alone. In any case, ratings (or research) should not be used or relied upon as investment advice. An investor's decision to buy or sell a stock should depend on individual circumstances (such as the investor's existing holdings) and other considerations.

Analyst Stock Ratings

Outperform: The stock's total return over the next 12-18 months is expected to exceed the return of its relevant broad market benchmark, as indicated below.

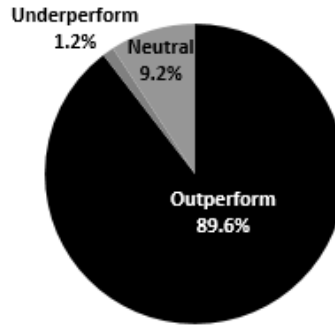
Neutral: The stock's total return over the next 12-18 months is expected to be in line with the return of its relevant broad market benchmark, as indicated below. For purposes only of FINRA/NYSE ratings distribution rules, our Neutral rating falls into a hold rating category.

Underperform: The stock's total return over the next 12-18 months is expected to be below the return of its relevant broad market benchmark, as indicated below.

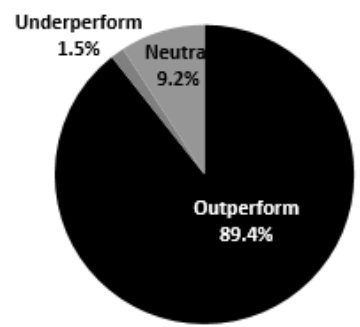
Benchmarks for each stock's listed region are as follows: Japan – TOPIX, Korea – KOSPI, Taiwan – TAIEX, India – Nifty100, US – SP500; for all other China-concept stocks – MSCI China.

评级分布 Rating Distribution

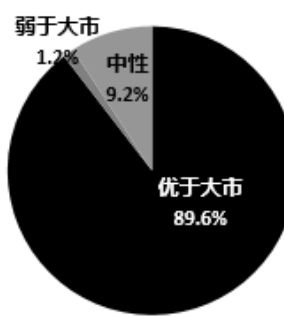
Most Recent Full Quarter



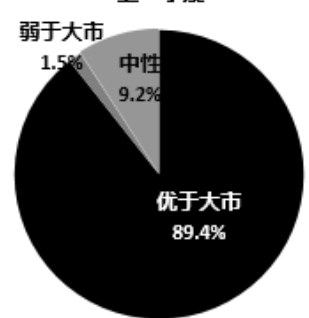
Prior Full Quarter



最新季度



上一季度



截至 2023 年 3 月 31 日海通国际股票研究评级分布

	优于大市	中性 (持有)	弱于大市
海通国际股票研究覆盖率	89.6%	9.2%	1.2%
投资银行客户*	5.2%	6.4%	9.5%

*在每个评级类别里投资银行客户所占的百分比。

上述分布中的买入, 中性和卖出分别对应我们当前优于大市, 中性和落后大市评级。

只有根据 FINRA/NYSE 的评级分布规则, 我们才将中性评级划入持有这一类别。请注意在上表中不包含非评级的股票。

此前的评级系统定义 (直至 2020 年 6 月 30 日):

买入, 未来 12-18 个月内预期相对基准指数涨幅在 10%以上, 基准定义如下

中性, 未来 12-18 个月内预期相对基准指数变化不大, 基准定义如下。根据 FINRA/NYSE 的评级分布规则, 我们会将中性评级划入持有这一类别。

卖出, 未来 12-18 个月内预期相对基准指数跌幅在 10%以上, 基准定义如下

各地股票基准指数: 日本 – TOPIX, 韩国 – KOSPI, 台湾 – TAIEX, 印度 – Nifty100; 其他所有中国概念股 – MSCI China.

Haitong International Equity Research Ratings Distribution, as of Mar 31, 2023

	Outperform	Neutral (hold)	Underperform
HTI Equity Research Coverage	89.6%	9.2%	1.2%
IB clients*	5.2%	6.4%	9.5%

*Percentage of investment banking clients in each rating category.

BUY, Neutral, and SELL in the above distribution correspond to our current ratings of Outperform, Neutral, and Underperform.

For purposes only of FINRA/NYSE ratings distribution rules, our Neutral rating falls into a hold rating category. Please note that stocks with an NR designation are not included in the table above.

Previous rating system definitions (until 30 Jun 2020):

BUY: The stock's total return over the next 12-18 months is expected to exceed the return of its relevant broad market benchmark, as indicated below.

NEUTRAL: The stock's total return over the next 12-18 months is expected to be in line with the return of its relevant broad market benchmark, as indicated below. For purposes only of FINRA/NYSE ratings distribution rules, our Neutral rating falls into a hold rating category.

SELL: The stock's total return over the next 12-18 months is expected to be below the return of its relevant broad market benchmark, as indicated below.

Benchmarks for each stock's listed region are as follows: Japan – TOPIX, Korea – KOSPI, Taiwan – TAIEX, India – Nifty100; for all other China-concept stocks – MSCI China.

海通国际非评级研究: 海通国际发布计量、筛选或短篇报告，并在报告中根据估值和其他指标对股票进行排名，或者基于可能的估值倍数提出建议价格。这种排名或建议价格并非为了进行股票评级、提出目标价格或进行基本面估值，而仅供参考使用。

Haitong International Non-Rated Research: Haitong International publishes quantitative, screening or short reports which may rank stocks according to valuation and other metrics or may suggest prices based on possible valuation multiples. Such rankings or suggested prices do not purport to be stock ratings or target prices or fundamental values and are for information only.

海通国际 A 股覆盖: 海通国际可能会就沪港通及深港通的中国 A 股进行覆盖及评级。海通证券 (600837.CH)，海通国际于上海的母公司，也会于中国发布中国 A 股的研究报告。但是，海通国际使用与海通证券不同的评级系统，所以海通国际与海通证券的中国 A 股评级可能有所不同。

Haitong International Coverage of A-Shares: Haitong International may cover and rate A-Shares that are subject to the Hong Kong Stock Connect scheme with Shanghai and Shenzhen. Haitong Securities (HS; 600837 CH), the ultimate parent company of HTISG based in Shanghai, covers and publishes research on these same A-Shares for distribution in mainland China. However, the rating system employed by HS differs from that used by HTI and as a result there may be a difference in the HTI and HS ratings for the same A-share stocks.

海通国际优质 100 A 股 (Q100) 指数: 海通国际 Q100 指数是一个包括 100 支由海通证券覆盖的优质中国 A 股的计量产品。这些股票是通过基于质量的筛选过程，并结合对海通证券 A 股团队自下而上的研究。海通国际每季对 Q100 指数成分作出复审。

Haitong International Quality 100 A-share (Q100) Index: HTI's Q100 Index is a quant product that consists of 100 of the highest-quality A-shares under coverage at HS in Shanghai. These stocks are carefully selected through a quality-based screening process in combination with a review of the HS A-share team's bottom-up research. The Q100 constituent companies are reviewed quarterly.

MSCI ESG 评级免责声明条款: 尽管海通国际的信息供货商 (包括但不限于 MSCI ESG Research LLC 及其附属公司 (「ESG 方」)) 从其认为可靠的来源获取信息 (「信息」), ESG 方均不担保或保证此处任何数据的原创性、准确性和/或完整性, 并明确表示不作出任何明示或默示的担保, 包括可商售性和针对特定目的的适用性。该信息只能供阁下内部使用, 不得以任何形式复制或重新传播, 并不得用作任何金融工具、产品或指数的基础或组成部分。此外, 信息本质上不能用于判断购买或出售何种证券, 或何时购买或出售该证券。即使已被告知可能造成的损害, ESG 方均不承担与此处任何资料有关的任何错误或遗漏所引起的任何责任, 也不对任何直接、间接、特殊、惩罚性、附带性或任何其他损害赔偿 (包括利润损失) 承担任何责任。

MSCI ESG Disclaimer: Although Haitong International's information providers, including without limitation, MSCI ESG Research LLC and its affiliates (the "ESG Parties"), obtain information (the "Information") from sources they consider reliable, none of the ESG Parties warrants or guarantees the originality, accuracy and/or completeness, of any data herein and expressly disclaim all express or implied warranties, including those of merchantability and fitness for a particular purpose. The Information may only be used for your internal use, may not be reproduced or disseminated in any form and may not be used as a basis for, or a component of, any financial instruments or products or indices. Further, none of the Information can in and of itself be used to determine which securities to buy or sell or when to buy or sell them. None of the ESG Parties shall have any liability for any errors or omissions in connection with any data herein, or any liability for any direct, indirect, special, punitive, consequential or any other damages (including lost profits) even if notified of the possibility of such damages.

盟浪义利 (FIN-ESG) 数据通免责声明条款: 在使用盟浪义利 (FIN-ESG) 数据之前, 请务必仔细阅读本条款并同意本声明:

第一条 义利 (FIN-ESG) 数据系由盟浪可持续数字科技有限责任公司 (以下简称“本公司”) 基于合法取得的公开信息评估而成, 本公司对信息的准确性及完整性不作任何保证。对公司的评估结果仅供参考, 并不构成对任何个人或机构投资建议, 也不能作为任何个人或机构购买、出售或持有相关金融产品的依据。本公司不对任何个人或机构投资者因使用本数据表述的评估结果造成的任何直接或间接损失负责。

第二条 盟浪并不因收到此评估数据而将收件人视为客户, 收件人使用此数据时应根据自身实际情况作出自我独立判断。本数据所载内容反映的是盟浪在最初发布本数据日期当日的判断, 盟浪有权在不发出通知的情况下更新、修订与发出其他与本数据所载内容不一致或有不同结论的数据。除非另行说明, 本数据 (如财务业绩数据等) 仅代表过往表现, 过往的业绩表现不作为日后回报的预测。

第三条 本数据版权归本公司所有, 本公司依法保留各项权利。未经本公司事先书面许可授权, 任何个人或机构不得将本数据中的评估结果用于任何营利性目的, 不得对本数据进行修改、复制、编译、汇编、再次编辑、改编、删减、缩写、节选、发行、出租、展览、表演、放映、广播、信息网络传播、摄制、增加图标及说明等, 否则因此给盟浪或其他第三方造成损失的, 由用户承担相应的赔偿责任, 盟浪不承担责任。

第四条 如本免责声明未约定, 而盟浪网站平台载明的其他协议内容 (如《盟浪网站用户注册协议》《盟浪网用户服务 (含认证) 协议》《盟浪网隐私政策》等) 有约定的, 则按其他

协议的约定执行；若本免责声明与其他协议约定存在冲突或不一致的，则以本免责声明约定为准。

SusallWave FIN-ESG Data Service Disclaimer: Please read these terms and conditions below carefully and confirm your agreement and acceptance with these terms before using SusallWave FIN-ESG Data Service.

1. FIN-ESG Data is produced by SusallWave Digital Technology Co., Ltd. (In short, SusallWave)'s assessment based on legal publicly accessible information. SusallWave shall not be responsible for any accuracy and completeness of the information. The assessment result is for reference only. It is not for any investment advice for any individual or institution and not for basis of purchasing, selling or holding any relative financial products. We will not be liable for any direct or indirect loss of any individual or institution as a result of using SusallWave FIN-ESG Data.
2. SusallWave do not consider recipients as customers for receiving these data. When using the data, recipients shall make your own independent judgment according to your practical individual status. The contents of the data reflect the judgment of us only on the release day. We have right to update and amend the data and release other data that contains inconsistent contents or different conclusions without notification. Unless expressly stated, the data (e.g., financial performance data) represents past performance only and the past performance cannot be viewed as the prediction of future return.
3. The copyright of this data belongs to SusallWave, and we reserve all rights in accordance with the law. Without the prior written permission of our company, none of individual or institution can use these data for any profitable purpose. Besides, none of individual or institution can take actions such as amendment, replication, translation, compilation, re-editing, adaption, deletion, abbreviation, excerpts, issuance, rent, exhibition, performance, projection, broadcast, information network transmission, shooting, adding icons and instructions. If any loss of SusallWave or any third-party is caused by those actions, users shall bear the corresponding compensation liability. SusallWave shall not be responsible for any loss.
4. If any term is not contained in this disclaimer but written in other agreements on our website (e.g. *User Registration Protocol of SusallWave Website*, *User Service (including authentication) Agreement of SusallWave Website*, *Privacy Policy of Susallwave Website*), it should be executed according to other agreements. If there is any difference between this disclaimer and other agreements, this disclaimer shall be applied.

重要免责声明:

非印度证券的研究报告: 本报告由海通国际证券集团有限公司 (“HTISGL”) 的全资附属公司海通国际研究有限公司 (“HTIRL”) 发行, 该公司是根据香港证券及期货条例 (第 571 章) 持有第 4 类受规管活动 (就证券提供意见) 的持牌法团。该研究报告在 HTISGL 的全资附属公司 Haitong International (Japan) K.K. (“HTIJKK”) 的协助下发行, HTIJKK 是由日本关东财务局监管为投资顾问。

印度证券的研究报告: 本报告由从事证券交易、投资银行及证券分析及受 Securities and Exchange Board of India (“SEBI”) 监管的 Haitong Securities India Private Limited (“HSIPL”) 所发行, 包括制作及发布涵盖 BSE Limited (“BSE”) 和 National Stock Exchange of India Limited (“NSE”) 上市公司 (统称为「印度交易所」) 的研究报告。HSIPL 于 2016 年 12 月 22 日被收购并成为海通国际证券集团有限公司 (“HTISG”) 的一部分。

所有研究报告均以海通国际为名作为全球品牌, 经许可由海通国际证券股份有限公司及/或海通国际证券集团的其他成员在其司法管辖区发布。

本文件所载信息和观点已被编译或源自可靠来源, 但 HTIRL、HTISGL 或任何其他属于海通国际证券集团有限公司 (“HTISG”) 的成员对其准确性、完整性和正确性不做任何明示或暗示的声明或保证。本文件中所有观点均截至本报告日期, 如有更改, 恕不另行通知。本文件仅供参考使用。文件中提及的任何公司或其股票的说明并非意图展示完整的内容, 本文件并非/不应被解释为对证券买卖的明示或暗示地出价或征价。在某些司法管辖区, 本文件中提及的证券可能无法进行买卖。如果投资产品以投资者本国货币以外的币种进行计价, 则汇率变化可能会对投资产生不利影响。过去的表现并不一定代表将来的结果。某些特定交易, 包括设计金融衍生工具的, 有产生重大风险的可能性, 因此并不适合所有的投资者。您还应认识到本文件中的建议并非为您量身定制。分析师并未考虑到您自身的财务情况, 如您的财务状况和风险偏好。因此您必须自行分析并在适用的情况下咨询自己的法律、税收、会计、金融和其他方面的专业顾问, 以期在投资之前评估该项建议是否适合于您。若由于使用本文件所载的材料而产生任何直接或间接的损失, HTISG 及其董事、雇员或代理人对此均不承担任何责任。

除对本文内容承担责任的分析师外, HTISG 及我们的关联公司、高级管理人员、董事和雇员, 均可不时作为主事人就本文件所述的任何证券或衍生品持有长仓或短仓以及进行买卖。HTISG 的销售员、交易员和其他专业人士均可向 HTISG 的相关客户和公司提供与本文件所述意见相反的口头或书面市场评论意见或交易策略。HTISG 可做出与本文件所述建议或意见不一致的投资决策。但 HTIRL 没有义务来确保本文件的收件人了解到该等交易决定、思路或建议。

请访问海通国际网站 www.equities.htisec.com, 查阅更多有关海通国际为预防和避免利益冲突设立的组织和行政安排的内容信息。

非美国分析师披露信息: 本项研究首页上列明的海通国际分析师并未在 FINRA 进行注册或者取得相应的资格, 并且不受美国 FINRA 有关与本项研究目标公司进行沟通、公开露面和自营证券交易的第 2241 条规则之限制。

IMPORTANT DISCLAIMER

For research reports on non-Indian securities: The research report is issued by Haitong International Research Limited (“HTIRL”), a wholly owned subsidiary of Haitong International Securities Group Limited (“HTISGL”) and a licensed corporation to carry on Type 4 regulated activity (advising on securities) for the purpose of the Securities and Futures Ordinance (Cap. 571) of Hong Kong, with the assistance of Haitong International (Japan) K.K. (“HTIJKK”), a wholly owned subsidiary of HTISGL and which is regulated as an Investment Adviser by the Kanto Finance Bureau of Japan.

For research reports on Indian securities: The research report is issued by Haitong Securities India Private Limited (“HSIPL”), an Indian company and a Securities and Exchange Board of India (“SEBI”) registered Stock Broker, Merchant Banker and Research Analyst that, inter alia, produces and distributes research reports covering listed entities on the BSE Limited (“BSE”) and the National Stock Exchange of India Limited (“NSE”) (collectively referred to as “Indian Exchanges”). HSIPL was acquired and became part of the Haitong International Securities Group of Companies (“HTISG”) on 22 December 2016.

All the research reports are globally branded under the name Haitong International and approved for distribution by Haitong International Securities Company Limited (“HTISCL”) and/or any other members within HTISG in their respective jurisdictions.

The information and opinions contained in this research report have been compiled or arrived at from sources believed to be reliable and in good faith but no representation or warranty, express or implied, is made by HTIRL, HTISCL, HSIPL, HTIJKK or any other members within HTISG from which this research report may be received, as to their accuracy, completeness or correctness. All opinions expressed herein are as of the date of this research report and are subject to change without notice. This research report is for information purpose only. Descriptions of any companies or their

securities mentioned herein are not intended to be complete and this research report is not, and should not be construed expressly or impliedly as, an offer to buy or sell securities. The securities referred to in this research report may not be eligible for purchase or sale in some jurisdictions. If an investment product is denominated in a currency other than an investor's home currency, a change in exchange rates may adversely affect the investment. Past performance is not necessarily indicative of future results. Certain transactions, including those involving derivatives, give rise to substantial risk and are not suitable for all investors. You should also bear in mind that recommendations in this research report are not tailor-made for you. The analyst has not taken into account your unique financial circumstances, such as your financial situation and risk appetite. You must, therefore, analyze and should, where applicable, consult your own legal, tax, accounting, financial and other professional advisers to evaluate whether the recommendations suits you before investment. Neither HTISG nor any of its directors, employees or agents accepts any liability whatsoever for any direct or consequential loss arising from any use of the materials contained in this research report.

HTISG and our affiliates, officers, directors, and employees, excluding the analysts responsible for the content of this document, will from time to time have long or short positions in, act as principal in, and buy or sell, the securities or derivatives, if any, referred to in this research report. Sales, traders, and other professionals of HTISG may provide oral or written market commentary or trading strategies to the relevant clients and the companies within HTISG that reflect opinions that are contrary to the opinions expressed in this research report. HTISG may make investment decisions that are inconsistent with the recommendations or views expressed in this research report. HTI is under no obligation to ensure that such other trading decisions, ideas or recommendations are brought to the attention of any recipient of this research report.

Please refer to HTI's website www.equities.htisec.com for further information on HTI's organizational and administrative arrangements set up for the prevention and avoidance of conflicts of interest with respect to Research.

Non U.S. Analyst Disclosure: The HTI analyst(s) listed on the cover of this Research is (are) not registered or qualified as a research analyst with FINRA and are not subject to U.S. FINRA Rule 2241 restrictions on communications with companies that are the subject of the Research; public appearances; and trading securities by a research analyst.

分发和地区通知:

除非下文另有规定, 否则任何希望讨论本报告或者就本项研究中讨论的任何证券进行任何交易的收件人均应联系其所在国家或地区的海通国际销售人员。

香港投资者的通知事项: 海通国际证券股份有限公司("HTISCL")负责分发该研究报告, HTISCL 是在香港有权实施第 1 类受规管活动(从事证券交易)的持牌公司。该研究报告并不构成《证券及期货条例》(香港法例第 571 章)(以下简称"SFO")所界定的要约邀请, 证券要约或公众要约。本研究报告仅提供给 SFO 所界定的"专业投资者"。本研究报告未经过证券及期货事务监察委员会的审查。您不应仅根据本研究报告中所载的信息做出投资决定。本研究报告的收件人就研究报告中产生或与之相关的任何事宜请联系 HTISCL 销售人员。

美国投资者的通知事项: 本研究报告由 HTIRL, HSIPL 或 HTIJKK 编写。HTIRL, HSIPL, HTIJKK 以及任何非 HTISG 美国联营公司, 均未在美国注册, 因此不受美国关于研究报告编制和研究分析人员独立性规定的约束。本研究报告提供给依照 1934 年"美国证券交易法"第 15a-6 条规定的豁免注册的「美国主要机构投资者」("Major U.S. Institutional Investor")和「机构投资者」("U.S. Institutional Investors")。在向美国机构投资者分发研究报告时, Haitong International Securities (USA) Inc. ("HTI USA") 将对报告的内容负责。任何收到本研究报告的美国投资者, 希望根据本研究报告提供的信息进行任何证券或相关金融工具买卖的交易, 只能通过 HTI USA。HTI USA 位于 340 Madison Avenue, 12th Floor, New York, NY 10173, 电话 (212) 351-6050。HTI USA 是在美国于 U.S. Securities and Exchange Commission ("SEC") 注册的经纪商, 也是 Financial Industry Regulatory Authority, Inc. ("FINRA") 的成员。HTIUSA 不负责编写本研究报告, 也不负责其中包含的分析。在任何情况下, 收到本研究报告的任何美国投资者, 不得直接与分析师直接联系, 也不得通过 HSIPL, HTIRL 或 HTIJKK 直接进行买卖证券或相关金融工具的交易。本研究报告中出现的 HSIPL, HTIRL 或 HTIJKK 分析师没有注册或具备 FINRA 的研究分析师资格, 因此可能不受 FINRA 第 2241 条规定的与目标公司的交流, 公开露面和分析师账户持有的交易证券等限制。投资本研究报告中讨论的任何非美国证券或相关金融工具(包括 ADR)可能存在一定风险。非美国发行的证券可能没有注册, 或不受美国法规的约束。有关非美国证券或相关金融工具的信息可能有限制。外国公司可能不受审计和汇报的标准以及与美国境内生效相符的监管要求。本研究报告中以美元以外的其他货币计价的任何证券或相关金融工具的投资或收益的价值受汇率波动的影响, 可能对该等证券或相关金融工具的价值或收入产生正面或负面影响。美国收件人的所有问询请联系:

Haitong International Securities (USA) Inc.
340 Madison Avenue, 12th Floor
New York, NY 10173
联系人电话: (212) 351 6050

DISTRIBUTION AND REGIONAL NOTICES

Except as otherwise indicated below, any Recipient wishing to discuss this research report or effect any transaction in any security discussed in HTI's research should contact the Haitong International salesperson in their own country or region.

Notice to Hong Kong investors: The research report is distributed by Haitong International Securities Company Limited ("HTISCL"), which is a licensed corporation to carry on Type 1 regulated activity (dealing in securities) in Hong Kong. This research report does not constitute a solicitation or an offer of securities or an invitation to the public within the meaning of the SFO. This research report is only to be circulated to "Professional Investors" as defined in the SFO. This research report has not been reviewed by the Securities and Futures Commission. You should not make investment decisions solely on the basis of the information contained in this research report. Recipients of this research report are to contact HTISCL salespersons in respect of any matters arising from, or in connection with, the research report.

Notice to U.S. investors: As described above, this research report was prepared by HTIRL, HSIPL or HTIJKK. Neither HTIRL, HSIPL, HTIJKK, nor any of the non U.S. HTISG affiliates is registered in the United States and, therefore, is not subject to U.S. rules regarding the preparation of research reports and the independence of research analysts. This research report is provided for distribution to "major U.S. institutional investors" and "U.S. institutional investors" in reliance on the exemption from registration provided by Rule 15a-6 of the U.S. Securities Exchange Act of 1934, as amended. When distributing research reports to "U.S. institutional investors," HTI USA will accept the responsibilities for the content of the reports. Any U.S. recipient of this research report wishing to effect any transaction to buy or sell securities or related financial instruments based on the information provided in this research report should do so only through Haitong International Securities (USA) Inc. ("HTI USA"), located at 340 Madison Avenue, 12th Floor, New York, NY 10173, USA; telephone (212) 351 6050. HTI USA is a broker-dealer registered in the U.S. with the U.S. Securities and Exchange Commission (the "SEC") and a member of the Financial Industry Regulatory Authority, Inc. ("FINRA"). HTI USA is not responsible for the preparation of this research report nor for the analysis contained therein. Under no circumstances should any U.S. recipient of this research report contact the analyst directly or effect any transaction to buy or sell securities or related financial instruments directly through HSIPL, HTIRL or HTIJKK. The HSIPL, HTIRL or HTIJKK analyst(s) whose name appears in this research report is not registered or qualified as a research analyst with FINRA and, therefore, may not be subject to FINRA Rule 2241 restrictions on communications with a subject company, public appearances and trading securities held by a research analyst account. Investing

in any non-U.S. securities or related financial instruments (including ADRs) discussed in this research report may present certain risks. The securities of non-U.S. issuers may not be registered with, or be subject to U.S. regulations. Information on such non-U.S. securities or related financial instruments may be limited. Foreign companies may not be subject to audit and reporting standards and regulatory requirements comparable to those in effect within the U.S. The value of any investment or income from any securities or related financial instruments discussed in this research report denominated in a currency other than U.S. dollars is subject to exchange rate fluctuations that may have a positive or adverse effect on the value of or income from such securities or related financial instruments. All inquiries by U.S. recipients should be directed to:

Haitong International Securities (USA) Inc.
340 Madison Avenue, 12th Floor
New York, NY 10173
Attn: Sales Desk at (212) 351 6050

中华人民共和国的通知事项: 在中华人民共和国(下称“中国”,就本报告目的而言,不包括香港特别行政区、澳门特别行政区和台湾)只有根据适用的中国法律法规而收到该材料的人员方可使用该材料。并且根据相关法律法规,该材料中的信息并不构成“在中国从事生产、经营活动”。本文件在中国并不构成相关证券的公共发售或认购。无论根据法律规定或其他任何规定,在取得中国政府所有的批准或许可之前,任何法人或自然人均不得直接或间接地购买本材料中的任何证券或任何实益权益。接收本文件的人员须遵守上述限制性规定。

加拿大投资者的通知事项: 在任何情况下该等材料均不得被解释为在任何加拿大的司法管辖区内出售证券的要约或认购证券的要约邀请。本材料中所述证券在加拿大的任何要约或出售行为均只能在豁免向有关加拿大证券监管机构提交招股说明书的前提下由 Haitong International Securities (USA) Inc. (“HTI USA”) 予以实施,该公司是一家根据 National Instrument 31-103 Registration Requirements, Exemptions and Ongoing Registrant Obligations (“NI 31-103”) 的规定得到「国际交易商豁免」 (“International Dealer Exemption”) 的交易商,位于艾伯塔省、不列颠哥伦比亚省、安大略省和魁北克省。在加拿大,该等材料在任何情况下均不得被解释为任何证券的招股说明书、发行备忘录、广告或公开发行。加拿大的任何证券委员会或类似的监管机构均未审查或以任何方式批准该等材料,其中所载的信息或所述证券的优点,任何与此相反的声明即属违法。在收到该等材料时,每个加拿大的收件人均将被视为属于 National Instrument 45-106 Prospectus Exemptions 第 1.1 节或者 Securities Act (Ontario) 第 73.3(1) 节所规定的「认可投资者」 (“Accredited Investor”), 或者在适用情况下 National Instrument 31-103 第 1.1 节所规定的「许可投资者」 (“Permitted Investor”)。

新加坡投资者的通知事项: 本研究报告由 Haitong International Securities (Singapore) Pte Ltd (“HTISSPL”) [公司注册编号 201311400G] 于新加坡提供。HTISSPL 是符合《财务顾问法》(第 110 章) (“FAA”) 定义的豁免财务顾问,可 (a) 提供关于证券,集体投资计划的部分,交易所衍生品合约和场外衍生品合约的建议 (b) 发行或公布有关证券、交易所衍生品合约和场外衍生品合约的研究分析或研究报告。本研究报告仅提供给符合《证券及期货法》(第 289 章) 第 4A 条项下规定的机构投资者。对于因本研究报告而产生的或与之相关的任何问题,本研究报告的收件人应通过以下信息与 HTISSPL 联系:

Haitong International Securities (Singapore) Pte. Ltd
50 Raffles Place, #33-03 Singapore Land Tower, Singapore 048623
电话: (65) 6536 1920

日本投资者的通知事项: 本研究报告由海通国际证券有限公司所发布,旨在分发给从事投资管理的金融服务提供商或注册金融机构(根据日本金融机构和交易法 (“FIEL”)) 第 61 (1) 条,第 17-11 (1) 条的执行及相关条款)。

英国及欧盟投资者的通知事项: 本报告由从事投资顾问的 Haitong International Securities Company Limited 所发布,本报告只面向有投资相关经验的专业客户发布。任何投资或与本报告相关的投资行为只面对此类专业客户。没有投资经验或相关投资经验的客户不得依赖本报告。Haitong International Securities Company Limited 的分支机构的净长期或短期金融权益可能超过本研究报告中提及的实体已发行股本总额的 0.5%。特别提醒有些英文报告有可能此前已经通过中文或其它语言完成发布。

澳大利亚投资者的通知事项: Haitong International Securities (Singapore) Pte Ltd, Haitong International Securities Company Limited 和 Haitong International Securities (UK) Limited 分别根据澳大利亚证券和投资委员会(以下简称“ASIC”)公司(废除及过度性)文书第 2016/396 号规章在澳大利亚分发本项研究,该等规章免除了根据 2001 年《公司法》在澳大利亚为批发客户提供金融服务时海通国际需持有澳大利亚金融服务许可的要求。ASIC 的规章副本可在以下网站获取: www.legislation.gov.au。海通国际提供的金融服务受外国法律法规规定的管制,该等法律与在澳大利亚所适用的法律存在差异。

印度投资者的通知事项: 本报告由从事证券交易、投资银行及证券分析及受 Securities and Exchange Board of India (“SEBI”) 监管的 Haitong Securities India Private Limited (“HTSIPL”) 所发布,包括制作及发布涵盖 BSE Limited (“BSE”) 和 National Stock Exchange of India Limited (“NSE”) (统称为「印度交易所」) 研究报告。

研究机构名称: Haitong Securities India Private Limited

SEBI 研究分析师注册号: INH000002590

地址: 1203A, Floor 12A, Tower 2A, One World Center

841 Senapati Bapat Marg, Elphinstone Road, Mumbai 400 013, India

CIN U74140MH2011FTC224070

电话: +91 22 43156800 传真: +91 22 24216327

合规和申诉办公室联系人: Prasanna Chandwaskar; 电话: +91 22 43156803; 电子邮箱: prasanna.chandwaskar@htisec.com

“请注意, SEBI 授予的注册和 NISM 的认证并不保证中介的表现或为投资者提供任何回报保证”。

本项研究仅供收件人使用,未经海通国际的书面同意不得予以复制和再次分发。

版权所有: 海通国际证券集团有限公司 2019 年。保留所有权利。

People's Republic of China (PRC): In the PRC, the research report is directed for the sole use of those who receive the research report in accordance with the applicable PRC laws and regulations.

Further, the information on the research report does not constitute "production and business activities in the PRC" under relevant PRC laws. This research report does not constitute a public offer of the security, whether by sale or subscription, in the PRC. Further, no legal or natural persons of the PRC may directly or indirectly purchase any of the security or any beneficial interest therein without obtaining all prior PRC government approvals or licenses that are required, whether statutorily or otherwise. Persons who come into possession of this research are required to observe these restrictions.

Notice to Canadian Investors: Under no circumstances is this research report to be construed as an offer to sell securities or as a solicitation of an offer to buy securities in any jurisdiction of Canada. Any offer or sale of the securities described herein in Canada will be made only under an exemption from the requirements to file a prospectus with the relevant Canadian securities regulators and only by Haitong International Securities (USA) Inc., a dealer relying on the "international dealer exemption" under National Instrument 31-103 Registration Requirements, Exemptions and Ongoing Registrant Obligations ("NI 31-103") in Alberta, British Columbia, Ontario and Quebec. This research report is not, and under no circumstances should be construed as, a prospectus, an offering memorandum, an advertisement or a public offering of any securities in Canada. No securities commission or similar regulatory authority in Canada has reviewed or in any way passed upon this research report, the information contained herein or the merits of the securities described herein and any representation to the contrary is an offence. Upon receipt of this research report, each Canadian recipient will be deemed to have represented that the investor is an "accredited investor" as such term is defined in section 1.1 of National Instrument 45-106 Prospectus Exemptions or, in Ontario, in section 73.3(1) of the Securities Act (Ontario), as applicable, and a "permitted client" as such term is defined in section 1.1 of NI 31-103, respectively.

Notice to Singapore investors: This research report is provided in Singapore by or through Haitong International Securities (Singapore) Pte Ltd ("HTISSPL") [Co Reg No 201311400G. HTISSPL is an Exempt Financial Adviser under the Financial Advisers Act (Cap. 110) ("FAA") to (a) advise on securities, units in a collective investment scheme, exchange-traded derivatives contracts and over-the-counter derivatives contracts and (b) issue or promulgate research analyses or research reports on securities, exchange-traded derivatives contracts and over-the-counter derivatives contracts. This research report is only provided to institutional investors, within the meaning of Section 4A of the Securities and Futures Act (Cap. 289). Recipients of this research report are to contact HTISSPL via the details below in respect of any matters arising from, or in connection with, the research report:

Haitong International Securities (Singapore) Pte. Ltd.

10 Collyer Quay, #19-01 - #19-05 Ocean Financial Centre, Singapore 049315

Telephone: (65) 6536 1920

Notice to Japanese investors: This research report is distributed by Haitong International Securities Company Limited and intended to be distributed to Financial Services Providers or Registered Financial Institutions engaged in investment management (as defined in the Japan Financial Instruments and Exchange Act ("FIEL") Art. 61(1), Order for Enforcement of FIEL Art. 17-11(1), and related articles).

Notice to UK and European Union investors: This research report is distributed by Haitong International Securities Company Limited. This research is directed at persons having professional experience in matters relating to investments. Any investment or investment activity to which this research relates is available only to such persons or will be engaged in only with such persons. Persons who do not have professional experience in matters relating to investments should not rely on this research. Haitong International Securities Company Limited's affiliates may have a net long or short financial interest in excess of 0.5% of the total issued share capital of the entities mentioned in this research report. Please be aware that any report in English may have been published previously in Chinese or another language.

Notice to Australian investors: The research report is distributed in Australia by Haitong International Securities (Singapore) Pte Ltd, Haitong International Securities Company Limited, and Haitong International Securities (UK) Limited in reliance on ASIC Corporations (Repeal and Transitional) Instrument 2016/396, which exempts those HTISG entities from the requirement to hold an Australian financial services license under the Corporations Act 2001 in respect of the financial services it provides to wholesale clients in Australia. A copy of the ASIC Class Orders may be obtained at the following website, www.legislation.gov.au. Financial services provided by Haitong International Securities (Singapore) Pte Ltd, Haitong International Securities Company Limited, and Haitong International Securities (UK) Limited are regulated under foreign laws and regulatory requirements, which are different from the laws applying in Australia.

Notice to Indian investors: The research report is distributed by Haitong Securities India Private Limited ("HSIPL"), an Indian company and a Securities and Exchange Board of India ("SEBI") registered Stock Broker, Merchant Banker and Research Analyst that, inter alia, produces and distributes research reports covering listed entities on the BSE Limited ("BSE") and the National Stock Exchange of India Limited ("NSE") (collectively referred to as "Indian Exchanges").

Name of the entity: Haitong Securities India Private Limited

SEBI Research Analyst Registration Number: INH000002590

Address : 1203A, Floor 12A, Tower 2A, One World Center

841 Senapati Bapat Marg, Elphinstone Road, Mumbai 400 013, India

CIN U74140MH2011FTC224070

Ph: +91 22 43156800 Fax:+91 22 24216327

Details of the Compliance Officer and Grievance Officer : Prasanna Chandwaskar : Ph: +91 22 43156803; Email id: prasanna.chandwaskar@htisec.com

"Please note that Registration granted by SEBI and Certification from NISM in no way guarantee performance of the intermediary or provide any assurance of returns to investors".

This research report is intended for the recipients only and may not be reproduced or redistributed without the written consent of an authorized signatory of HTISG.

Copyright: Haitong International Securities Group Limited 2019. All rights reserved.

<http://equities.htisec.com/x/legal.html>