

# Hua Hong Semiconductor (1347 HK)

## Corp Day Takeaways: Solid 2Q guidance; 12-inch capacity expansion on track

We hosted an investor call with Hua Hong Semi during our Technology Corporate Day. Mgmt. stated closed-loop operations were implemented during recent Shanghai lockdown, and 2Q guidance was on track given 1) strong demand from MCU, IGBT, Nor Flash and analog/PMIC, 2) 100%+ utilization for both 8 & 12-inch capacity, and 3) continued ASP hike in 2Q22E. Looking into FY23E, mgmt. remained positive on industry demand, rising ASP, and capacity expansion in Wuxi 12-inch Phase II project.

- Strong demand in MCU, IGBT and analog & PMIC.** In 1Q22, all technology platforms delivered strong revenue growth with 51%/406%/66%/91%/201% YoY in eNVM/ standalone NVM/ discrete/ logic & RF/ analog & PMIC. Mgmt. expected momentum to continue across all platforms in FY22E: 1) eNVM driven by strong MCU demand from mobile phones, smart home, smart meters, IoT and automotives; 2) Standalone NVM (+200% YoY) to benefit from earlier mass production in 12-inch factory; 3) IGBT to achieve double-digit growth (stable growth in low-voltage, double-digit growth in high-voltage); 4) logic & RF to achieve double-digit growth with stable CIS orders; and 5) analog & PMIC to grow ~100% YoY mainly on strong PMIC.
- 8-inch: target UTR of 100% and GPM of 45%/50% in FY22/23E.** Mgmt. guided US\$180mn capex to improve efficiency in 8-inch capacity in FY22E, and expected 100% utilization in coming quarters. Mgmt. expected supply shortage will continue to drive ASP in 2Q-4Q, and GPM will improve to 45%/50% in FY22/23E (vs 34% in FY21) due to cost reduction.
- 12-inch: rapid capacity expansion and positive progress on Wuxi Phase II factory.** Wuxi's capacity exceeded 70kwpm now, and is on track to reach 94.5kwpm by end-2022. Mgmt. expected Wuxi Phase II factory (40nm) will start mass production after the construction is completed by end-2022 or early 2023. Mgmt. targeted 100%+ utilization in FY22/23E due to strong demand from both global and domestic clients. Mgmt. guided GPM to reach 20%/30% in FY22/23E (vs. 9.1% in FY21) due to rising ASP and better cost control.
- No impact from US equipment export tightening.** Mgmt. emphasized that the company is the certified VEU holder by the US Department of Commerce and has export control program management; hence, there is no challenge in equipment procurement and product export.

### Earnings Summary

(YE 31 Dec)	FY17	FY18	FY19	FY20	FY20
Revenue (USD mn)	808	930	933	961	1,631
YoY growth (%)	12.0	15.1	0.2	3.1	69.6
Net income (USD mn)	145	183	162	99	261
EPS (USD)	0.1	0.2	0.1	0.1	0.2
YoY growth (%)	15.5	22.1	-28.7	-38.0	161.5
Consensus EPS (USD)	NA	NA	NA	NA	NA
P/E (x)	15.5	13.6	15.7	89.7	41.9
P/B (x)	1.4	1.4	1.3	3.1	2.7
Yield (%)	0.1	0.2	0	0	0
ROE (%)	9.1	9.5	7.4	4.2	9.7
Net gearing (%)	35	38	48	47	47

Source: Company data, Bloomberg, Wind, CMBIGM estimates

**NOT RATED**

Current Price

HK\$26.60

### China Technology Sector

**Alex Ng**

(852) 3900 0881

alexng@cmbi.com.hk

**Lily Yang, Ph.D**

(852) 3916 3716

lilyyang@cmbi.com.hk

**Hanqing Li**

lihanqing@cmbi.com.hk

### ASIAMONEY

Please cast your valuable vote for CMBIS research team in the 2022 Asiamoney Brokers Poll

VOTE

### Stock Data

Mkt. Cap. (HK\$m)	34,627
Avg. 3mths t/o (HK\$m)	235.88
52W High/Low (HK\$)	57.00/ 23.20
Total Issued Shares (mn)	1,302

Source: Bloomberg

### Shareholding Structure

Shanghai Hua Hong Intl	26.92%
Xinxin HK Capital	13.73%
Sino-Alliance International	12.33%

Source: Bloomberg

### Share Performance

	Absolute	Relative
1-mth	-8.7%	NA
3-mth	-19.9%	NA
6-mth	-35.9%	NA

Source: Bloomberg

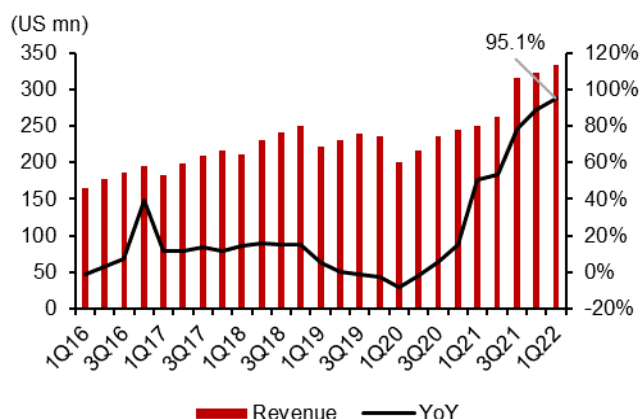
### 12-mth Price Performance



Source: Bloomberg

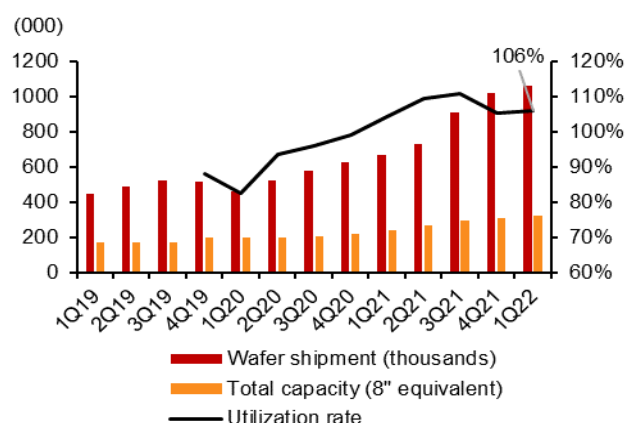
## Focus Charts

**Figure 1: 1Q16-1Q22 quarterly revenue & YoY**



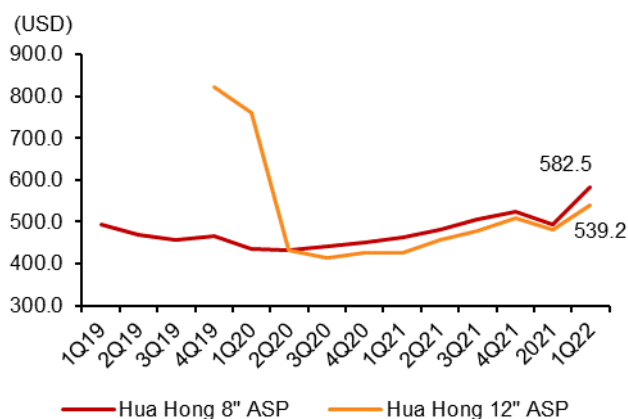
Source: Company data, CMBIGM estimates

**Figure 2: 1Q19-1Q22 wafer shipment, capacity & UTR**



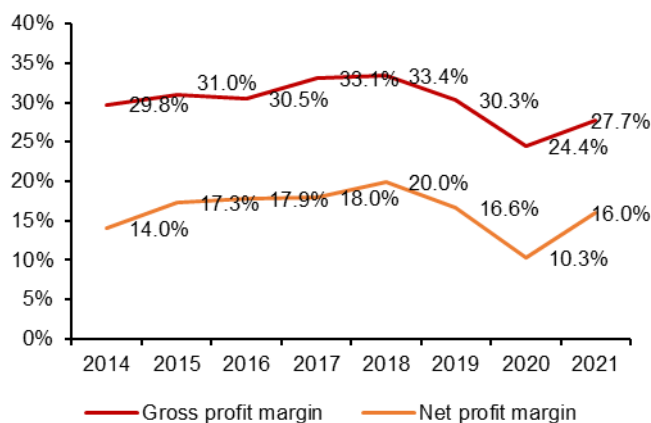
Source: Company data, CMBIGM estimates

**Figure 3: 1Q19-1Q22 Hua Hong 8" & 12" ASP**



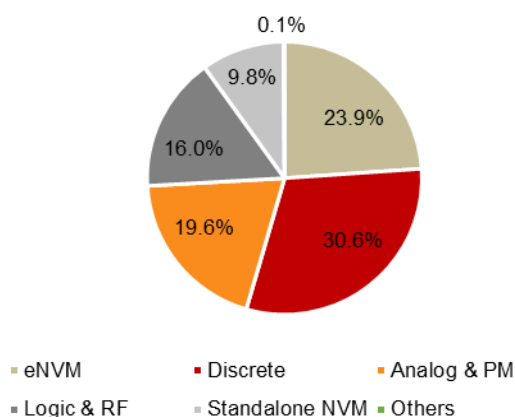
Source: Company data, CMBIGM estimates

**Figure 4: 2014-2021 gross margin & net margin**



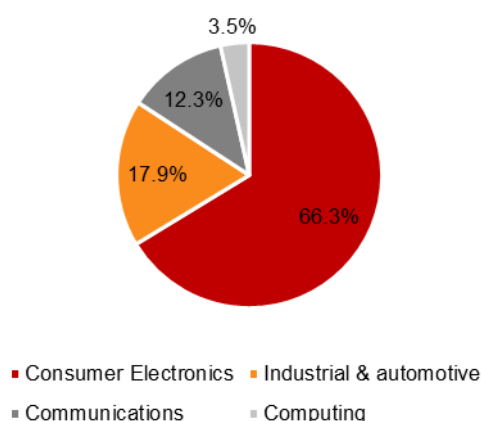
Source: Company data, CMBIGM estimates

**Figure 5: 1Q22 revenue by technology platform**



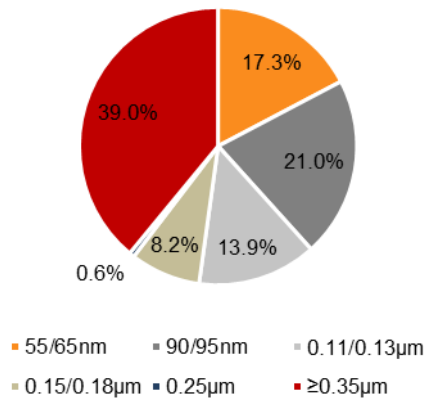
Source: Company data, CMBIGM estimates

**Figure 6: 1Q22 revenue by end market**



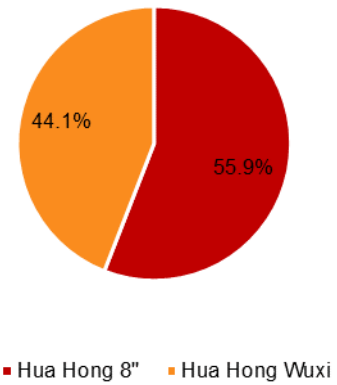
Source: Company data, CMBIGM estimates

**Figure 7: 1Q22 revenue by technology node**



Source: Company data, CMBIGM estimates

**Figure 8: 1Q22 revenue by segment**



Source: Company data, CMBIGM estimates

# Disclosures & Disclaimers

## Analyst Certification

The research analyst who is primary responsible for the content of this research report, in whole or in part, certifies that with respect to the securities or issuer that the analyst covered in this report: (1) all of the views expressed accurately reflect his or her personal views about the subject securities or issuer; and (2) no part of his or her compensation was, is, or will be, directly or indirectly, related to the specific views expressed by that analyst in this report.

Besides, the analyst confirms that neither the analyst nor his/her associates (as defined in the code of conduct issued by The Hong Kong Securities and Futures Commission) (1) have dealt in or traded in the stock(s) covered in this research report within 30 calendar days prior to the date of issue of this report; (2) will deal in or trade in the stock(s) covered in this research report 3 business days after the date of issue of this report; (3) serve as an officer of any of the Hong Kong listed companies covered in this report; and (4) have any financial interests in the Hong Kong listed companies covered in this report.

## CMBIGM Ratings

**BUY** : Stock with potential return of over 15% over next 12 months  
**HOLD** : Stock with potential return of +15% to -10% over next 12 months  
**SELL** : Stock with potential loss of over 10% over next 12 months  
**NOT RATED** : Stock is not rated by CMBIGM

**OUTPERFORM** : Industry expected to outperform the relevant broad market benchmark over next 12 months  
**MARKET-PERFORM** : Industry expected to perform in-line with the relevant broad market benchmark over next 12 months  
**UNDERPERFORM** : Industry expected to underperform the relevant broad market benchmark over next 12 months

## CMB International Global Markets Limited

Address: 45/F, Champion Tower, 3 Garden Road, Hong Kong, Tel: (852) 3900 0888 Fax: (852) 3900 0800

**CMB International Global Markets Limited ("CMBIGM") is a wholly owned subsidiary of CMB International Capital Corporation Limited (a wholly owned subsidiary of China Merchants Bank)**

## Important Disclosures

There are risks involved in transacting in any securities. The information contained in this report may not be suitable for the purposes of all investors. CMBIGM does not provide individually tailored investment advice. This report has been prepared without regard to the individual investment objectives, financial position or special requirements. Past performance has no indication of future performance, and actual events may differ materially from that which is contained in the report. The value of, and returns from, any investments are uncertain and are not guaranteed and may fluctuate as a result of their dependence on the performance of underlying assets or other variable market factors. CMBIGM recommends that investors should independently evaluate particular investments and strategies, and encourages investors to consult with a professional financial advisor in order to make their own investment decisions.

This report or any information contained herein, have been prepared by the CMBIGM, solely for the purpose of supplying information to the clients of CMBIGM or its affiliate(s) to whom it is distributed. This report is not and should not be construed as an offer or solicitation to buy or sell any security or any interest in securities or enter into any transaction. Neither CMBIGM nor any of its affiliates, shareholders, agents, consultants, directors, officers or employees shall be liable for any loss, damage or expense whatsoever, whether direct or consequential, incurred in relying on the information contained in this report. Anyone making use of the information contained in this report does so entirely at their own risk.

The information and contents contained in this report are based on the analyses and interpretations of information believed to be publicly available and reliable. CMBIGM has exerted every effort in its capacity to ensure, but not to guarantee, their accuracy, completeness, timeliness or correctness. CMBIGM provides the information, advices and forecasts on an "AS IS" basis. The information and contents are subject to change without notice. CMBIGM may issue other publications having information and/or conclusions different from this report. These publications reflect different assumption, point-of-view and analytical methods when compiling. CMBIGM may make investment decisions or take proprietary positions that are inconsistent with the recommendations or views in this report.

CMBIGM may have a position, make markets or act as principal or engage in transactions in securities of companies referred to in this report for itself and/or on behalf of its clients from time to time. Investors should assume that CMBIGM does or seeks to have investment banking or other business relationships with the companies in this report. As a result, recipients should be aware that CMBIGM may have a conflict of interest that could affect the objectivity of this report and CMBIGM will not assume any responsibility in respect thereof. This report is for the use of intended recipients only and this publication, may not be reproduced, reprinted, sold, redistributed or published in whole or in part for any purpose without prior written consent of CMBIGM.

Additional information on recommended securities is available upon request.

For recipients of this document in the United Kingdom

This report has been provided only to persons (I) falling within Article 19(5) of the Financial Services and Markets Act 2000 (Financial Promotion) Order 2005 (as amended from time to time) ("The Order") or (II) are persons falling within Article 49(2) (a) to (d) ("High Net Worth Companies, Unincorporated Associations, etc.") of the Order, and may not be provided to any other person without the prior written consent of CMBIGM.

For recipients of this document in the United States

CMBIGM is not a registered broker-dealer in the United States. As a result, CMBIGM is not subject to U.S. rules regarding the preparation of research reports and the independence of research analysts. The research analyst who is primary responsible for the content of this research report is not registered or qualified as a research analyst with the Financial Industry Regulatory Authority ("FINRA"). The analyst is not subject to applicable restrictions under FINRA Rules intended to ensure that the analyst is not affected by potential conflicts of interest that could bear upon the reliability of the research report. This report is intended for distribution in the United States solely to "major US institutional investors", as defined in Rule 15a-6 under the US, Securities Exchange Act of 1934, as amended, and may not be furnished to any other person in the United States. Each major US institutional investor that receives a copy of this report by its acceptance hereof represents and agrees that it shall not distribute or provide this report to any other person. Any U.S. recipient of this report wishing to effect any transaction to buy or sell securities based on the information provided in this report should do so only through a U.S.-registered broker-dealer.

For recipients of this document in Singapore

This report is distributed in Singapore by CMBI (Singapore) Pte. Limited (CMBISG) (Company Regn. No. 201731928D), an Exempt Financial Adviser as defined in the Financial Advisers Act (Cap. 110) of Singapore and regulated by the Monetary Authority of Singapore. CMBISG may distribute reports produced by its respective foreign entities, affiliates or other foreign research houses pursuant to an arrangement under Regulation 32C of the Financial Advisers Regulations. Where the report is distributed in Singapore to a person who is not an Accredited Investor, Expert Investor or an Institutional Investor, as defined in the Securities and Futures Act (Cap. 289) of Singapore, CMBISG accepts legal responsibility for the contents of the report to such persons only to the extent required by law. Singapore recipients should contact CMBISG at +65 6350 4400 for matters arising from, or in connection with the report.