# 【中信期货工业】30大中城市商品房销售数据20230227

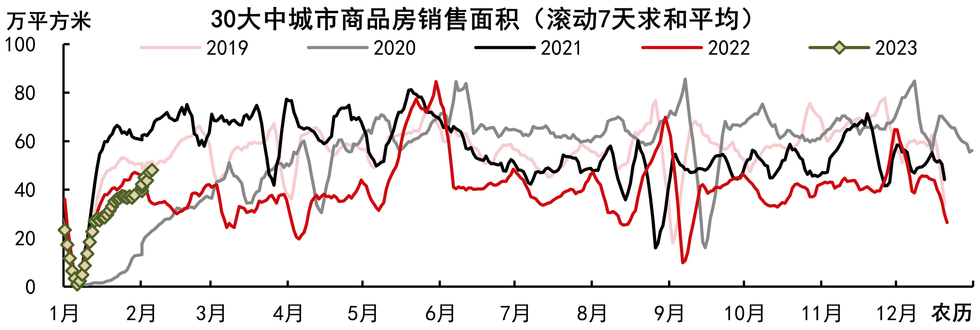


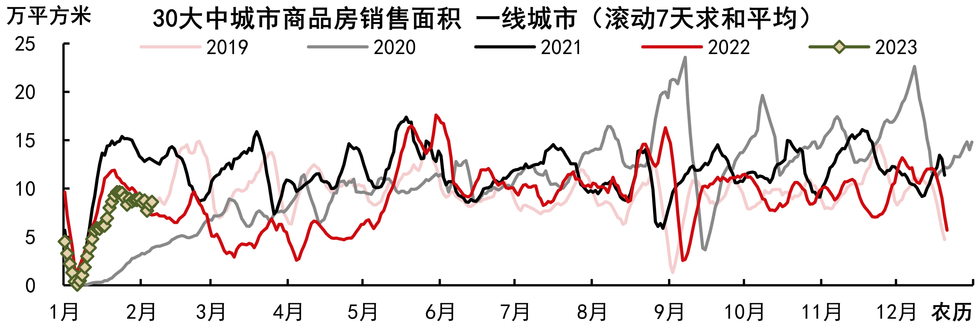


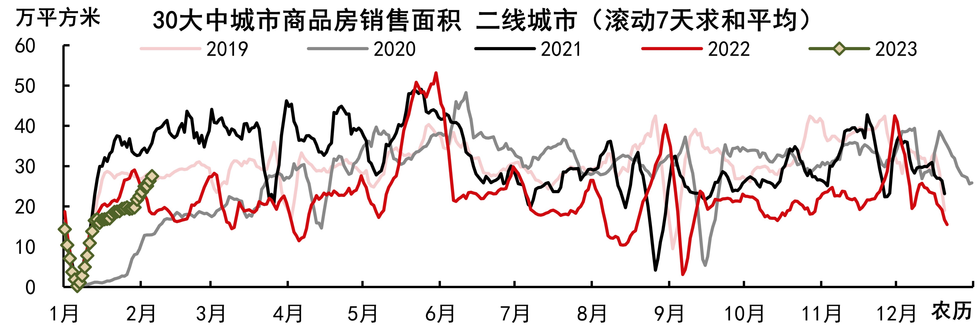


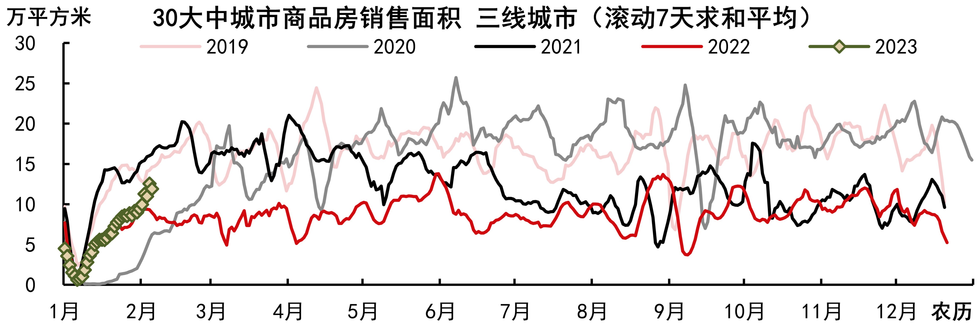


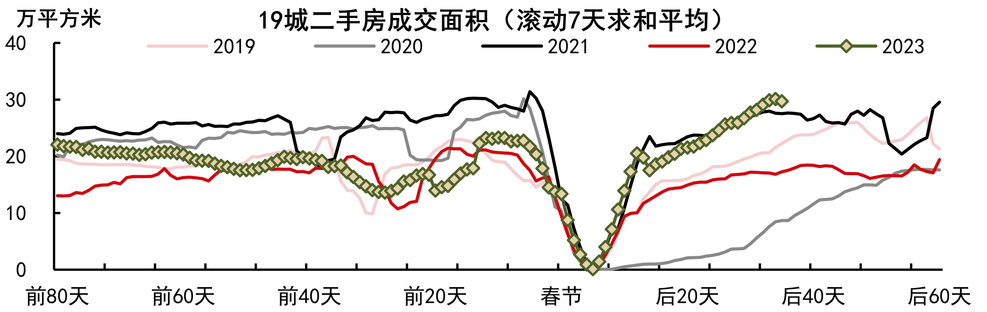


| | 具体城市 | 02-20 | 02-21 | 02-22 | 02-23 | 02-24 | 02-25 | 02-26 | 近7日环比 | 近7日同比 | 近一月环比 | 近一月同比 | 近一年走势 |
|---|---|---|---|---|---|---|---|---|---|---|---|---|---|
| 一线城市 | 上海 | 30,300 | 37,500 | 30,000 | 32,300 | 38,800 | 37,000 | 35,600 | 0.2% | -14.7% | -23.8% | -16.1% | |
| | 北京 | 18,077 | 17,250 | 17,821 | 22,497 | 21,637 | 8,788 | 7,702 | -28.9% | -9.7% | -10.1% | 49.6% | |
| | 深圳 | 4,034 | 7,746 | 6,643 | 10,824 | 14,797 | 11,244 | - | 6.4% | -38.2% | 10.8% | -31.8% | |
| | 广州 | 26,163 | 25,795 | - | 36,442 | - | 55,968 | 47,759 | 17.7% | -8.8% | 28.7% | 20.7% | |
| | 合计 | 78,573 | 88,292 | 54,464 | 102,063 | 75,233 | 113,000 | 91,061 | -2.2% | -15.0% | -8.6% | -0.8% | |
| 二线城市 | 南京 | 35,459 | 38,673 | 32,852 | 21,459 | 36,185 | 12,140 | 18,815 | 32.3% | -58.2% | 29.3% | -33.3% | |
| | 苏州 | 20,333 | 28,263 | 41,836 | 31,611 | 28,068 | 5,899 | 3,120 | 63.6% | 23.5% | 2.6% | 24.6% | |
| | 杭州 | 24,874 | 26,767 | 25,605 | 37,209 | 38,911 | 38,803 | 19,299 | 47.9% | 69.5% | -27.2% | 64.9% | |
| | 成都 | 86,021 | 93,894 | 82,491 | 76,095 | - | 7,797 | 1,030 | 4.3% | -17.6% | -1.8% | -4.1% | |
| | 青岛 | 35,382 | 39,070 | 42,998 | 65,170 | 58,324 | 43,221 | 53,801 | 67.3% | 48.9% | 21.3% | 40.1% | |
| | 武汉 | 46,532 | 60,292 | 59,441 | 57,527 | 65,549 | 89,075 | 61,094 | 25.9% | 79.3% | -3.1% | 92.6% | |
| | 福州 | 5,802 | 6,405 | 5,597 | 5,742 | 9,772 | 8,909 | 3,460 | 41.5% | -10.9% | -4.3% | 5.4% | |
| | 大连 | 6,474 | 5,442 | 4,116 | 4,787 | 4,371 | 3,344 | 2,325 | 42.5% | 130.8% | 36.6% | 98.9% | |
| | 合计 | 346,775 | 310,416 | 306,345 | 324,551 | 250,011 | 219,431 | 168,049 | 39.2% | 3.1% | -4.0% | 19.1% | |
| 三线城市 | 佛山 | 19,100 | 29,800 | 31,700 | 50,500 | 60,100 | 73,900 | 50,000 | 76.3% | 136.9% | 68.9% | 84.0% | |
| | 惠州 | 5,514 | 12,987 | 13,545 | 8,831 | 10,107 | 5,596 | 3,583 | 18.6% | 270.4% | 62.0% | 240.7% | |
| | 韶关 | 3,254 | 3,328 | 4,246 | 4,312 | 5,469 | 5,816 | 4,325 | 29.3% | 86.8% | 120.3% | -0.8% | |
| | 南宁 | 14,440 | 30,047 | 25,992 | 24,073 | 14,881 | 10,502 | 10,614 | 6.6% | 2.0% | -12.7% | 42.8% | |
| | 江阴 | 4,961 | 8,554 | 4,298 | 6,222 | 7,820 | 4,425 | 3,304 | 19.5% | 64.3% | 38.8% | 57.5% | |
| | 合计 | 67,692 | 125,394 | 123,783 | 171,129 | 66,648 | 189,790 | 88,472 | 29.8% | 67.0% | 21.0% | 61.3% | |
| 全国合计 | | 493,039 | 524,101 | 484,593 | 597,743 | 391,893 | 522,221 | 347,581 | 27.3% | 9.3% | -0.4% | 21.0% | |

**资料来源：Wind，中信期货研究所（数据截至2023年2月26日）**

**研究员：**郑非凡 从业资格号 F03088415 投资咨询号 Z0016667

**重要提示：**本报告难以设置访问权限，若给您造成不便，敬请谅解。我司不会因为关注、收到或阅读本报告内容而视相关人员为客户；市场有风险，投资需谨慎。

**免责声明：**除非另有说明，中信期货有限公司拥有本报告的版权和/或其他相关知识产权。未经授权，不得发送或复制本报告任何内容。中信期货有限公司对于本报告所载的信息、观点以及数据的准确性、可靠性、时效性以及完整性不作任何明确或隐含的保证。本报告并不构成中信期货有限公司给予的任何私人咨询建议。