



CCBI SECURITIES | RESEARCH

## The Big Picture: BOJ moves towards normalization, what's next?

### 宏观视野：日本央行迈向货币政策正常化，将如何影响市场？

**Small but decisive steps to normalize policy; likely more ahead.** The BOJ ended its negative interest rate and Yield Curve Control (YCC) policy this week, marking a clear shift to normalize its monetary policy. Despite the medium-term growth challenges, we expect Japanese cyclical growth to hold up on the back of modest improvement in domestic demand growth and a resilient global outlook. We expect further small hikes in the magnitude of 0.2-0.3ppt later this year from the still ultra-loose policy stance.

**BOJ moves should lead to slightly higher JGB yield and a stronger JPY against the USD.** The initial market reaction to the BOJ's decisions has so far been muted, especially in light of assurances by the BOJ. We expect the resilient economic outlook for Japan coupled with further BOJ hikes to push the 10Y JGB higher towards the 1% mark by year-end, and likely slightly higher next year. The BOJ is still likely to step in to dampen sharper moves. A weaker USD as the Fed embarks on rate cuts in 2H could see the USDJPY strengthen towards 140.

**Unwinding of carry-trade could exacerbate the liquidity shortage in the global market although the direct impact on Asia would be small.** We estimate that short yen positions are at a historical high, and that a large part of Japanese outward investment could be unhedged, adding to the risk of carry trade unwinding should the yen strengthen. As recent Japanese outward bond investment has been driven by the US, we expect the unwinding of carry trade to have a muted effect on the Asia market.

**预计日本央行继续谨慎走向货币政策正常化。**日本央行于本月结束负利率政策并取消国债收益率曲线控制（YCC），迈出货币政策正常化进程的关键一步。尽管日本中长期的经济增长仍面临挑战，但我们预计国内需求端的提振以及全球的复苏预期将支撑周期增长。我们预计日本央行下半年将进一步小幅加息0.2-0.3个百分点。

**货币政策的转向预计推升日本国债收益率和日元汇率。**考虑到日本央行偏鸽派的表态，市场初时反应较为平淡。尽管如此，我们预计经济韧性和日本央行的进一步加息将推动十年期国债收益率在年底前升至1%，并有望在明年继续小幅上升。考虑到美联储可能在下半年降息推动美元走软，日元兑美元汇率有望升向140。

**日元走强和套息交易平仓可能冲击全球流动性，对亚洲市场的直接影响有限。**我们估算，当前日元空头寸处于历史高位，而日本相当一部分对外投资没有进行对冲，这增加了套息交易的平仓风险。由于近期日本的对外投资主要投向美国，我们预计平仓交易对亚洲市场的直接影响有限。

Li Cui

(852) 3911 8274  
cuili@ccbintl.com

Huifeng Yan

(852) 3911 8012  
yanhuifeng@ccbintl.com

Kevin Xie

(852) 3911 8241  
kevinxie@ccbintl.com

## The Bank of Japan moves away from its ultra-loose monetary policy stance

On 19 March, the Bank of Japan (BoJ) announced steps to move further away from its ultra-loose monetary policy, including:

- Ending its negative interest rate policy by raising the interest rate for the first time in 17 years from -0.1-0.0% to 0.0-0.1%.
- Ending Yield Curve Control (YCC), after softening its upper bound last October.
- Maintaining JGB purchase plans at the same pace of around JPY 6t per month, despite abolishing the YCC. Actual JGB purchases have slowed to around JPY1.7t per month, below scheduled purchases over the past year (Fig 2).
- Suspend buying exchange-traded funds (ETF) and Japan real estate investment trusts (J-REIT). The BOJ will also slow its purchases of corporate paper and corporate bonds, with a goal of ending purchases in one year.

Table 1 lays out the latest policy changes of the BOJ while and Fig 1 provides a timeline of the BOJ's monetary policy operations in the last decade.

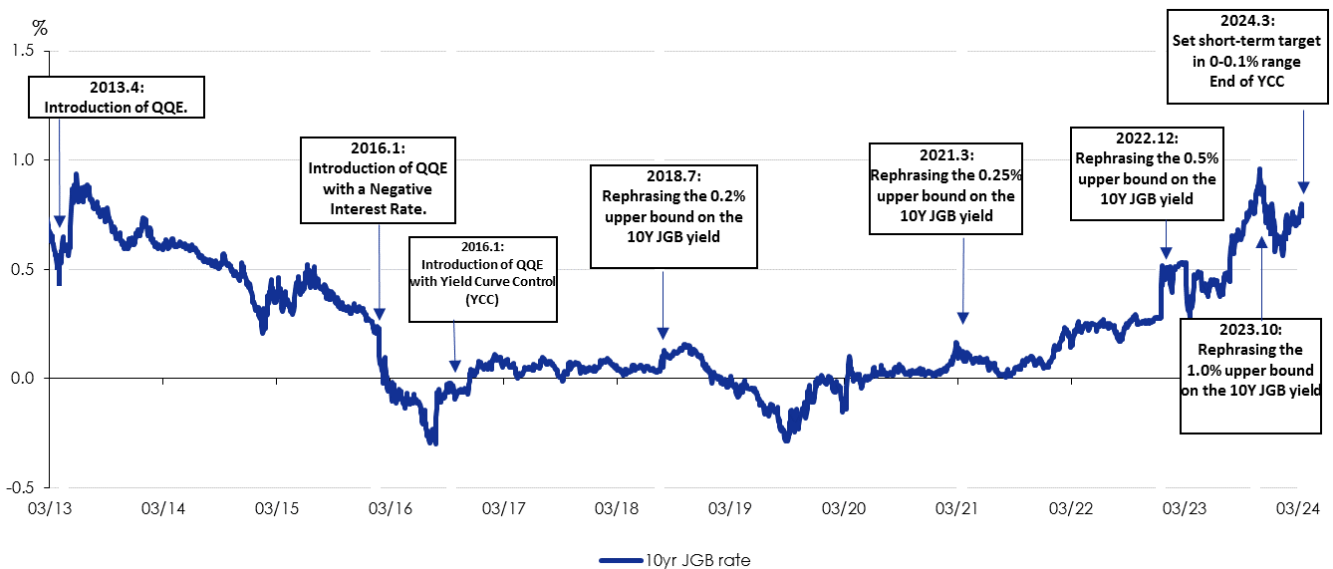
For now, the BoJ has maintained a dovish stance, emphasizing that “accommodating financial conditions will be maintained for the time being”, as there is “some distance” for inflation expectations to reach 2%. While leaving the door open for additional tightening, Mr. Kazuo Ueda, Governor of the BOJ, stated that the BOJ can avoid a rapid series of rate increases given the current outlook. The continuation of JGB purchase suggests the BOJ could step in to tame the market if necessary.

**Table 1: Summary of policy changes**

	<b>Before announcement</b>	<b>BoJ's updated monetary policy</b>
Policy rates	The BoJ established a three-tier system for banks' current account with the central bank, and applied a negative interest rate of -0.1 percent to the policy rate balance in current accounts.	The BoJ restored the uncollateralized overnight call rate as a primary policy tool, and set the rate in a range between 0% to 0.1%.
YCC	BOJ conducted bond purchases so that 10-year JGB yields would remain at around zero percent. Since Oct-2023 the BOJ has loosened the upper bound for 10-year JGB yields, using 1% as a reference in its market operations.	End of YCC
QE/QQE	The BOJ conducted large-scale JGB purchases and made nimble responses for each maturity.	A continuation of its JGB purchases of around JPY6t yen per month.
Risky assets	The BOJ purchased ETFs/J-REITs as necessary with upper limits of JPY12t and about JPY180b, respectively. The BOJ kept outstanding commercial paper at about JPY2t.	The central bank will discontinue the purchase of ETFs/J-REITs while gradually reducing the amount of its purchases of CP and corporate bonds. It will discontinue the latter purchases in about a year.

Source: BoJ, CCBIS

Fig 1: BOJ policy timeline



Source: BOJ, Wind, CCBIS

## Additional rate hikes expected this year on the back of improving economic outlook

**Recent wage negotiation has lifted the hope of sustained domestic demand growth.** The strong preliminary wage negotiation outcome has played a pivotal role in this monetary policy shift. Japan's largest labor confederation said last Friday that its member unions won an average 5.28% increase in wages this year, the biggest raise in more than 30 years, far exceeding market expectations. The outcome was positive for achieving the virtuous cycle of rising wages and sustained inflation, long considered by the BOJ as a crucial criteria for tightening policies.

To be sure, the actual economic wide wage growth will likely be smaller than the 5.3% headline figure. Labor union workers participating in Shunto wage negotiations only account for 5% of the labor force, mostly in large manufacturing corporates, and small businesses are unlikely to match the pay rise agreed to by large Japanese corporates. Wage growth in the services sectors and SMEs, accounting for 80% of the economy, tends to be slower. However, the tightness of the labor market suggests that overall wage growth will still be solid, and real household income is set to further improve.

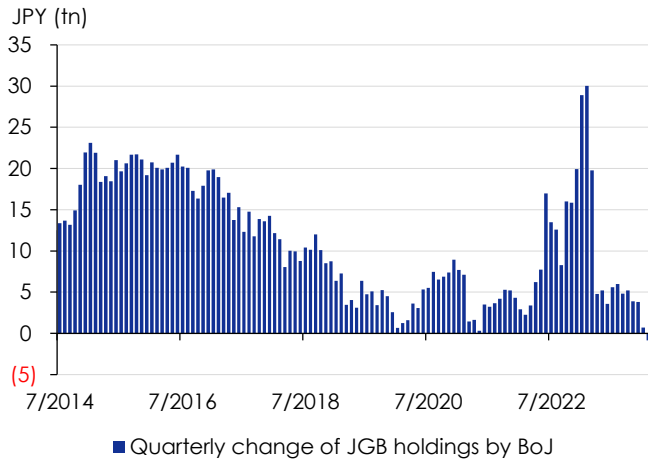
**Further incremental steps of policy normalization expected.** While neither the BoJ policy statement nor the Governor's press conference offered any clear guidance on the future policy rate path, as a whole the latest policy moves have laid the groundwork to further achieve incremental normalization of the ultra-loose monetary policy stance, as macroeconomic conditions improve.

- High frequency indicators point to an improving cyclical picture. Although domestic demand improved (Fig 5), 4Q2023 data was soft, as the economy narrowly avoided a technical recession. In particular, consumers have slowed spending since 2Q2023 as pent-up demand post-Covid faded and faster inflation than wage growth has dented consumers' purchasing power. Improved real household income on the back of the latest wage increase will be positive for consumption growth in the coming quarters (Fig 6). Business investment will likely strengthen this year, as the recent BoJ survey signaled improving investment sentiment (Fig 7). The improving global manufacturing cycle is also positive for the trade sector, with the latest data showing a growth rebound. On balance, we expect Japan to achieve solid growth of around 1% in 2024, only slightly below what the BOJ currently expects.
- Inflation is expected to fall from last year but domestic demand remains robust. Goods inflation will likely decelerate further as indicated by moderating import inflation (Fig 4), although the latest rebound in global commodity prices suggest that goods price disinflation could start to fade in the next six months. More importantly, the strong wage increase should help support domestic demand and sticky services inflation, keeping the overall inflation over 2%. The BoJ expects core inflation, excluding food and energy, will slow from 3.8% YoY for FY2023 to 1.9% YoY in FY2024 and FY2025, in line with the 2% inflation target.

**The very accommodative stance also points substantial room for tightening.** Adjusted for inflation, real interest rate remains at a historical low and is well below that of potential growth, estimated at around 0.5% by the BOJ (Fig 9), and an estimated neutral rate of around 0%, leaving room for further tightening.

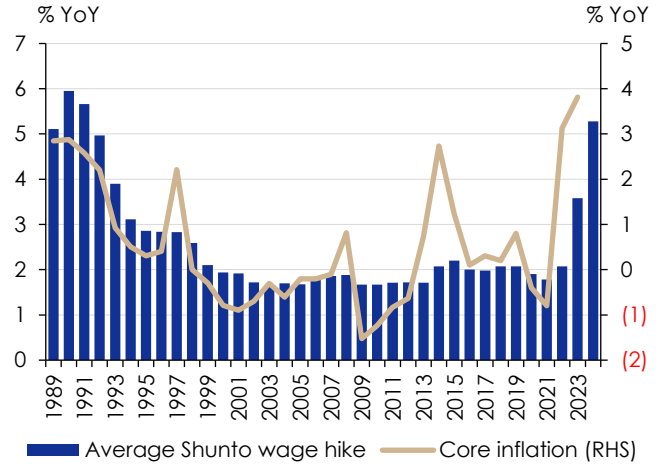
Our baseline expects further hikes by the BoJ to about 0.3-0.4% by year-end. The next BoJ hike may be in Jun or Jul as the BoJ needs additional data to gauge the outlook for growth and prices. The macro global backdrop also needs to be taken into consideration. We continue to [hold the view](#) that the Fed will cut interest rates only modestly in 2H 2024 in a soft-landing scenario, leaving room for the BOJ to continue with further hikes. More global inflation ahead on the back of geopolitical tension, or a stronger than expected global outlook driven by stronger China data or US growth, could lend support for additional hikes by the BOJ.

**Fig 2: BoJ's JGB buying has slowed recently**



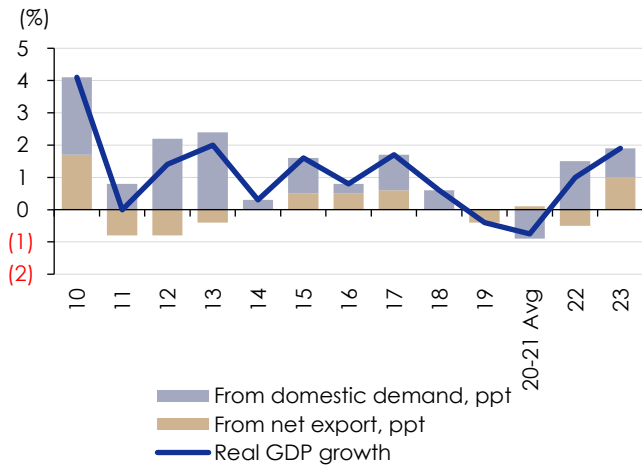
Source: CEIC, CCBIS

**Fig 3: The largest pay rise since 1991**



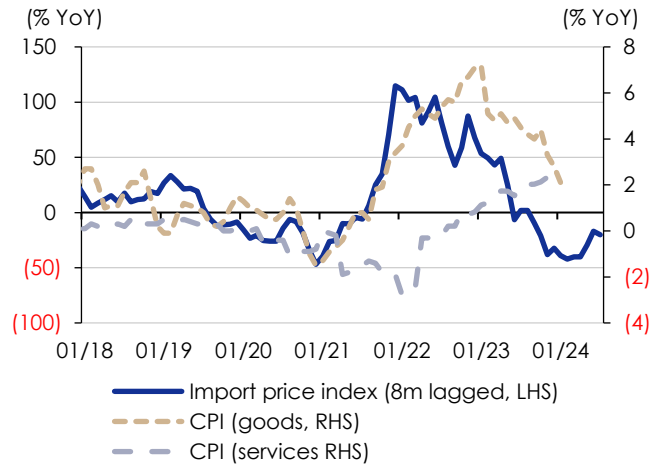
Source: Rengo, CEIC, CCBIS

**Fig 4: Domestic demand has supported growth**



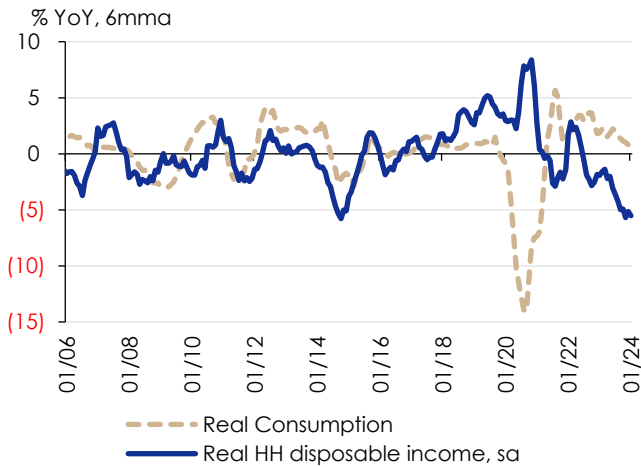
Source: Wind, CCBIS

**Fig 5: Rising service inflation while goods disinflation slowing**



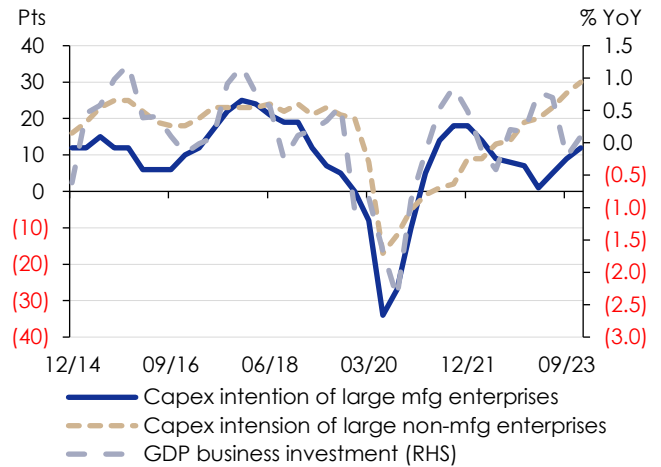
Source: CEIC, CCBIS

**Fig 6: Expected pick-up in real income growth should support consumption**



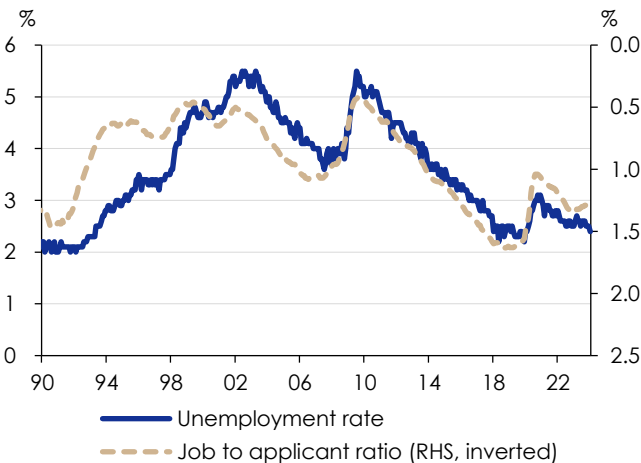
Source: CEIC, CCBIS

**Fig 7: Tankan survey points to improving capex intention**



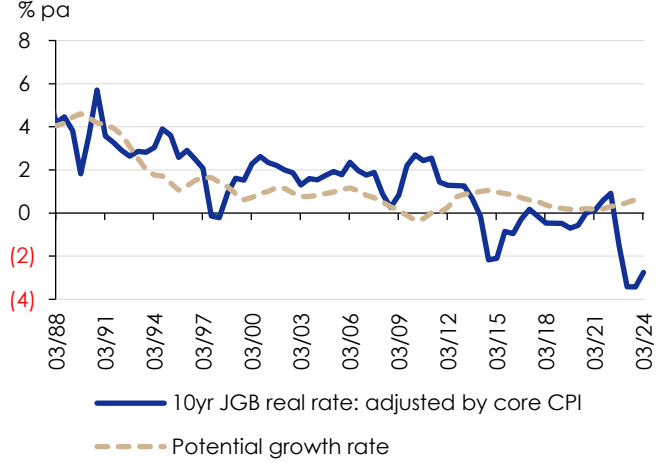
Source: CEIC, CCBIS

**Fig 8: Labor market condition remains tight**



Source: CEIC, CCBIS

**Fig 9: Real interest rate remains very accommodative**



Source: Bloomberg, CEIC, CCBIS

### Higher JGB yield and stronger yen likely in 2H

In the near-term, the BoJ's muted tone towards additional tightening and continued commitment to JGB purchases will also dampen the sharp rise of JGB yield and JPY exchange rate. If the virtuous cycle between wages and prices are indeed confirmed in the next few months, JGB yields could lift modestly as markets will likely increase expectations of additional rate hikes. We expect the 10yr JGB yield will likely move towards 1% by the end of 2024F. Despite the abolishment of YCC, we think the BoJ is unlikely to tolerate a substantial yield move above 1% this year given financial stability concerns, but the further rise of JGB yields are still likely in future years.

The market expectation of continued ultra-loose monetary policy, dollar strength, and large yen carry trade have all contributed to the weak dollar-yen exchange rate. After the 25% depreciation since 2022, JPY is now one of the most undervalued currencies (Fig 10). The narrowing interest rate differentials between USD and JPY, a weaker dollar as the Fed embarks on rate cuts in 2H as [we expected](#), and some unwinding of yen carry trade (further below) could all contribute to yen strengthening towards 140 this year, in our view.

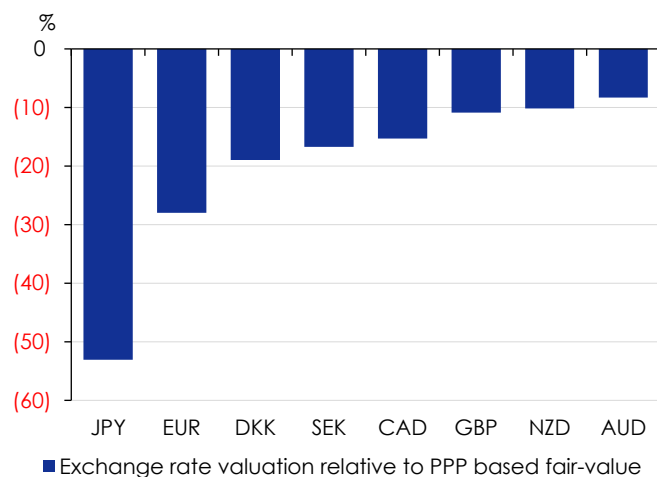
### Risk of carry trade unwinding and implications

Markets generally expect the BoJ's pace of policy normalization will be very gradual, keeping JPY as a popular funding currency in a "higher for longer" world. While this is likely, the ultra-weak yen and large accumulated short-yen position that has been left unhedged has also increased the risk of sharp repatriation flows should carry trades unwind.

There are indications that the FX-unhedged outward investment by Japanese investors has been on the rise. Prior to 2022, the Japanese outward purchase of foreign bonds was consistent with positive FX-adjusted interest rate differentials. The rapid yen depreciation against the dollar since 2022 has been accompanied by a higher yen forward premium, pushing the FX hedged 10yr US Treasury yield into negative territory, significantly lower than 10yr JGB yields (Fig 12). Japanese investors responded by cutting their US Treasury holdings initially. However, once the Fed's tightening cycle came to an end in Q3 2023, Japanese investors started to increase their US Treasury holdings, suggesting that yield pick-up on an unhedged basis has been the key motivation for Japanese investment during the year. The short yen position is also near historical high (Fig 13).

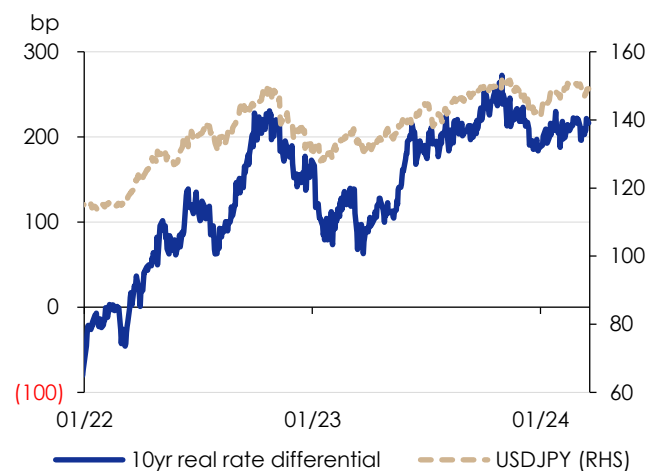
As such, an unwinding of short yen positions, should upside surprises of domestic growth and inflation materialize or if the BoJ indicates a more hawkish stance than markets currently expect, could be associated with significant portfolio repatriation. Japan MOF data suggests that the overseas bond investment by Japanese investors is concentrated in the US, EU and Asia (Fig 14). Japan is the largest foreign debt holder of the US, accounting for about 14% of foreign investment in US treasuries and about 4% of outstanding US treasury bonds. We estimate that long-term overseas debt purchases by Japanese investors ex-BOJ exceeded US\$160b since 2023, an amount equivalent to about a quarter of foreign investment into US Treasuries and about a 9% increase in US Treasuries during the period. Unwinding part of the flows could add to liquidity pressure. In contrast, Japanese investment accounts for less than 2% of the Asian bond market, and investment into Asian countries last year was more muted (Fig 14 & 15). We expect the unwinding of carry trades to have low direct impact on the Asia markets.

**Fig 10: JPY is the most undervalued among DM currencies**



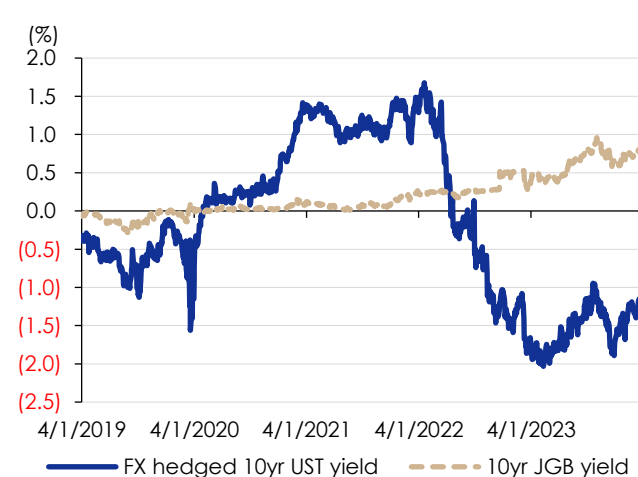
Source: OECD, CEIC, CCBIS

**Fig 11: Elevated interest rate differential has supported the USDJPY, but this could start to narrow**



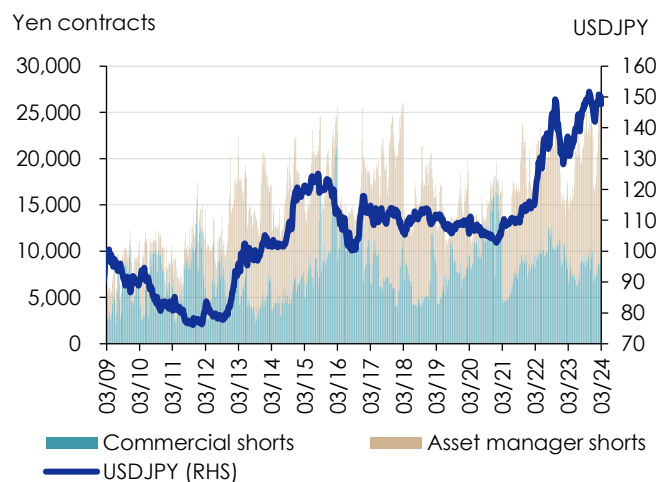
Source: Bloomberg, CEIC, CCBIS

**Fig 12: 10-year JGB yield is more attractive compared with the 10-year UST yield on an FX-hedged basis**



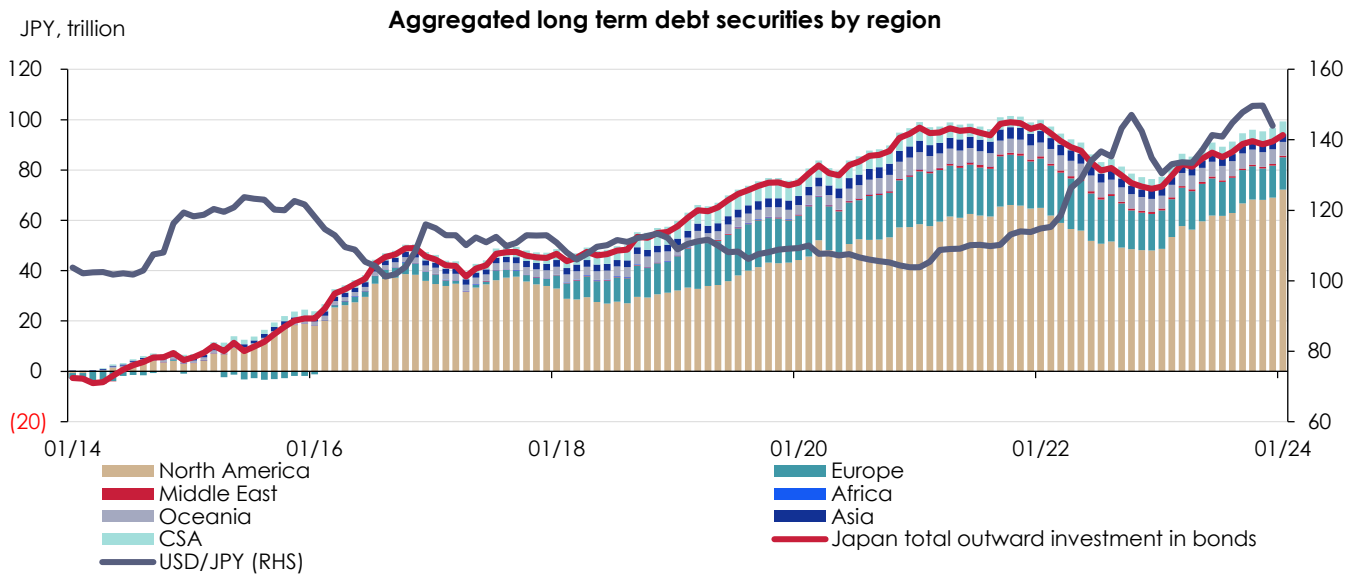
Source: Wind, CEIC, CCBIS

**Fig 13: Yen short positions have built up**



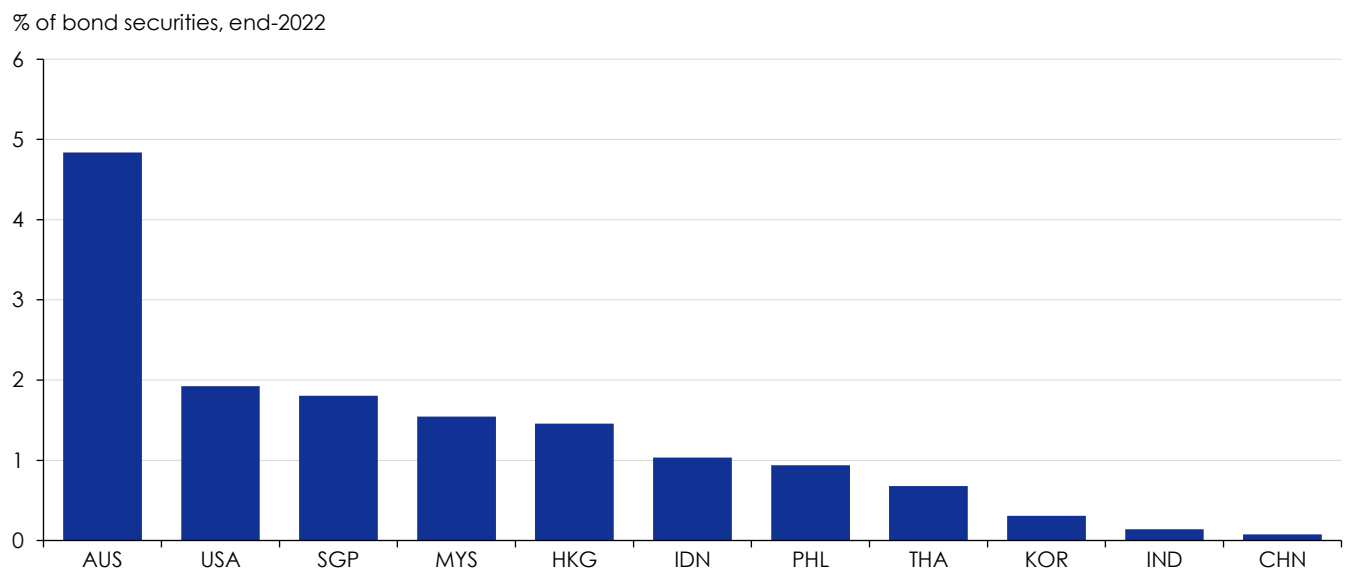
Source: Wind, CEIC, CCBIS

**Fig 14: Japanese investors increased foreign bond holdings since mid-2023 amid a weakening Yen**



Source: Wind, CEIC, CCBIS

**Fig 15: Japanese LT bond investment as a share of local debt securities**



Source: MOF, BIS, CEIC, CCBIS

**Analyst certification:**

The author(s) of this document, hereby declare that: (i) all of the views expressed in this document accurately reflect his/her personal views about any and all of the subject securities or issuers and were prepared in an independent manner; (ii) no part of any of his/her compensation was, is, or will be directly or indirectly related to the specific recommendations or views expressed in this document; and (iii) he/she receives no insider information/non-public price-sensitive information in relation to the subject securities or issuers which may influence the recommendations made by him. The author(s) of this document further confirm that (i) neither he/she nor his/her respective associate(s) (as defined in the Code of Conduct for Persons Licensed by or Registered with the Securities and Futures Commission issued by the Hong Kong Securities and Futures Commission) has dealt in/traded or will deal in/trade the securities covered in this document in a manner contrary to his/her outstanding recommendation, or neither he/she nor his/her respective associate(s) has dealt in or traded in the securities covered in this document within 30 calendar days prior to the date of issue of this document or will so deal in or trade such securities within 3 business days after the date of issue of this document; (ii) neither he/she nor his/her respective associate(s) serves as an officer of any of the companies covered in this document; and (iii) neither he/she nor his/her respective associate(s) has any financial interests in the securities covered in this document.

**Disclaimers:**

This document is prepared by CCB International Securities Limited. CCB International Securities Limited is a wholly-owned subsidiary of CCB International (Holdings) Limited ("CCBIH") and China Construction Bank Corporation ("CCB"). Information herein has been obtained from sources believed to be reliable but CCB International Securities Limited, its affiliates and/or subsidiaries (collectively "CCBIS") do not guarantee, represent and warrant (either express or implied) its completeness or accuracy or appropriateness for any purpose or any person whatsoever. Opinions and estimates constitute our judgment as of the date of this document and are subject to change without notice. CCBIS seeks to update its research as appropriate, but various regulations may prevent it from doing so. Besides certain industry reports published on a periodic basis, the large majority of reports are published at irregular intervals as appropriate according to the analyst's judgment. Forecasts, projections and valuations are inherently speculative in nature and may be based on a number of contingencies. Readers should not regard the inclusion of any forecasts, projections and valuations in this document as a representation or warranty by or on behalf of CCBIS that these forecasts, projections or valuations or their underlying assumptions will be achieved. Investment involves risk and past performance is not indicative of future results. Information in this document is not intended to constitute or be construed as legal, financial, accounting, business, investment, tax or any professional advice for any prospective investors and should not be relied upon in that regard. This document is for informational purposes only and should not be treated as an offer or solicitation for the purchase or sale of any products, investments, securities, trading strategies or financial instruments of any kind in any jurisdiction. CCBIS makes no representations on the availability of the securities covered in this document (or related investment) to the recipients. The securities described herein may not be eligible for sale in all jurisdictions or to certain categories of investors. Neither CCBIS nor any other persons accept any liability whatsoever for any loss or damages (whether direct, indirect, incidental, exemplary, compensatory, punitive, special or consequential) arising from any use of this document or its contents or otherwise arising in connection therewith. Securities, financial instruments or strategies mentioned herein may not be suitable for all investors. The opinions and recommendations herein do not take into account prospective investors' financial circumstances, investment objectives, or particular needs and are not intended as recommendations of particular securities, financial instruments or strategies to any prospective investors. The recipients of this document should consider this document as only a single factor in making their investment decision and shall be solely responsible for making their own independent investigation of the business, financial condition and prospects of *companies* referred to in this document. Readers are cautioned that (i) the price and value of securities referred to in this document and the income derived from them may fluctuate; (ii) past performance is not a guide to future performance; (iii) any analysis, ratings and recommendations made in this document are intended for long-term (at least for 12 months) and is not linked to a near-term assessment of the likely performance of the securities or companies in question. In any event, future actual results may differ materially from those set forth in any forward-looking statements herein; (iv) future returns are not guaranteed, and a loss of original capital may occur; and (v) fluctuations in exchange rates may adversely affect the value, price or income of any security or related instrument referred to in this document. It should be noted that this document covers only those securities or companies as specified herein and does not extend to any derivative instruments thereof, the value of which may be affected by many factors and may not correspond with the value of the underlying securities. Trading in these instruments is considered risky and are not suitable for all investors. While all reasonable care has been taken to ensure that the facts stated herein are accurate and that the forward-looking statements, opinions and expectations contained herein are based on fair and reasonable assumptions, CCBIS has not been able to verify independently such facts or assumptions and CCBIS shall not be liable for the accuracy, completeness or correctness thereof and no representation or warranty is made, express or implied, in this regard. All pricing referred to in this document is as of the close of local market for the securities discussed, unless otherwise stated and for information purposes only. There is no representation that any transaction can or could have been effected at those prices, and any prices do not necessarily reflect CCBIS' internal books and records or theoretical model-based valuations and may be based on certain assumptions. Different assumptions could result in substantially different results. Any statements which may be contained herein attributed to a third-party represent CCBIS' interpretation of the data, information and/or opinions provided by that third party either publicly or through a subscription service, and such use and interpretation have not been reviewed or endorsed by the third party. Reproduction and distribution of these third party contents in any form is prohibited except with the prior written consent of such third party. The recipients must make their own assessments of the relevance, accuracy and adequacy of the information contained in this document and make such independent investigation as they may consider necessary or appropriate for such purpose. Recipients should seek independent legal, financial, accounting, business, investment and/or tax advice if they have any doubt about the contents of this document and satisfy themselves prior to making any investment decision that such investment is in line with their own investment objectives and horizons. Use of hyperlinks to other internet sites or resources (if any) as referred to in this document is at users' own risk. They are provided solely for the purpose of convenience and information and the content of these internet sites or resources does not in any way form part of this document. The contents, accuracy, opinion expressed, and other links provided at these sites are not investigated, verified, monitored, or endorsed by CCBIS. CCBIS expressly disclaims any responsibility for and does not guarantee, represent and warrant (either express or implied) the completeness, accuracy, appropriateness, availability or security of information found on these websites. Users of these websites are solely responsible for making all enquiries, investigation and risk assessment before proceeding with any online or offline access or



transaction with any of these third parties. All activities conducted by users via or at these websites are at their own risk. CCBIS does not guarantee the security of any information users may forward or be requested to provide to any third parties via these websites. Users are deemed to have irrevocably waived any claims against CCBIS for any loss or damage suffered as a result of any access to or interaction with any of these websites. Upon request CCBIS may provide specialized research products or services to certain customers focusing on the prospects for specific securities as compared with other covered securities over varying time horizons or under differing market conditions. While the views expressed in these situations may not always be directionally consistent with the long-term views expressed in the analyst's published research, CCBIS has procedures in place to prevent selective disclosure and will update the relevant readers when our views has changed. CCBIS also has procedures in place to identify and manage potential conflicts of interest that may arise in connection with its research business and services. Chinese Wall procedures are also in place to ensure that any confidential and/or price sensitive information is properly handled. CCBIS will use its best endeavors to comply with the relevant laws and regulations in this respect. Nevertheless, the recipients should be aware that CCB, CCBIS, their affiliates and/or their officers, directors and employees may do business with the issuer(s) of the securities covered in this document, including investment banking business or direct investment business or may hold interest in (and/or later add or dispose) such securities (or in any related investment) for themselves and/or on behalf of their clients from time to time. As a result, investors should be aware that CCBIS may have a conflict of interest that could affect the objectivity of this document and CCBIS will not assume any responsibility in respect thereof. Further, the information contained herein may differ or be contrary to opinions expressed by other associates of CCBIS or other members of the CCB or CCBIH group of companies. Where this document refers to any products, investments, securities, financial instruments or industry sectors, this is for the information of the institutional and professional customers of CCBIS only and this document should not be distributed to retail customers. This document is not directed at you if CCBIS is prohibited or restricted by any legislation or regulation in any jurisdiction from making it available to you. You should satisfy yourself before reading it that CCBIS is permitted to provide research material concerning investments to you and that you are permitted and entitled to receive and read the document under relevant legislation and regulations. In particular, this document is only distributed to certain US Persons to whom CCBIS is permitted to distribute according to US securities laws, but cannot otherwise be distributed or transmitted, whether directly or indirectly, into the US or to any other US person. Any US person (as defined under the Exchange Act or the US Internal Revenue Code of 1986, as amended) who is a recipient of this material wishing to effect any transaction to buy or sell securities or related financial instruments based on the information provided herein should direct such transaction exclusively to and such transaction shall be effected only through CCB International Overseas (USA), Inc. This document also cannot be distributed or transmitted, whether directly or indirectly, into Japan and Canada and not to the general public in the People's Republic of China (for the purpose of this document, excluding Hong Kong, Macau and Taiwan) unless under applicable laws. Any unauthorized reproduction or redistribution by any means to any persons, in whole or in part of this document is strictly prohibited and CCBIS accepts no liability whatsoever for the actions of third parties in distributing this research report. If this document has been distributed by electronic transmission, such as e-mail, then such transmission cannot be guaranteed to be secure or error-free as information could be intercepted, corrupted, lost, destroyed, arrive late or incomplete, or contain viruses. CCBIS therefore does not accept liability for any errors or omissions in the contents of this document, which may arise as a result of electronic transmission. The disclosures contained in this document prepared by CCBIS shall be governed by and construed in accordance with the laws of Hong Kong.

Distribution in Singapore: The information/research herein is prepared by CCB International Securities Limited ("CCBIS"), a foreign affiliate of CCB International (Singapore) Pte Ltd ("CCBISG") (Co. Reg. No. 201531408W). CCBISG holds a capital markets services licence from the Monetary Authority of Singapore for fund management, dealing in capital market products (specifically securities and collective investment schemes) and providing custodial services, and is an Exempt Financial Adviser under the Financial Advisers Act in respect of advising others by issuing or promulgating research analysis or research reports. CCBIS may distribute information/research pursuant to an arrangement with CCBISG under Regulation 32C of the Financial Advisers Regulations. CCBIS is licensed in Hong Kong to provide such information/research reports. Singapore recipients should contact CCBISG at +65-68071880 for matters arising from, or in connection with the information distributed.

Copyright 2024 CCBIS. The signs, logos and insignia used in this research report and the company name "CCB International Securities Limited" are the registered and unregistered trademarks of CCB, CCBIH and/or CCBIS. All rights are hereby reserved. All material presented in this document, unless indicated otherwise, is under copyright to CCBIS. This document or any portion hereof may not be reproduced, sold or redistributed without the written consent of CCBIS.

**CCB International Securities Limited**  
12/F, CCB Tower, 3 Connaught Road, Central, Hong Kong  
Tel: (852) 3911 8000 / Fax: (852) 2537 0097s