

基础化工可转债双周报：蓝晓科技前三季度拟派发现金红利总额约 6030.82 万元(含税)

Wei Liu
wei.liu@htisec.com

Xiaohan Sun
xh.sun@htisec.com

投资要点：

- **投资建议：**化工转债关注：苏利转债，洋丰转债，宙邦转债，密卫转债，聚合转债，蓝晓转债、川恒转债。
- **A 股基础化工板块可转债行情回顾：**上周（2024.12.16-2024.12.20），基础化工板块已发可转债川恒转债、蒙泰转债、润禾转债分别上涨 2.50%、1.19%、0.87%，震安转债、瑞科转债、祥源转债分别下跌 18.59%、9.73%、9.58%。
- **重点公告整理：**基础化工板块已发可转债及上市公司中：
 - **贵州轮胎：**公司于 2023 年 12 月 19 日召开第八届董事会第二十三次会议，审议通过了《关于回购公司股份方案的议案》，拟使用自有资金以集中竞价交易方式回购公司股份，并在未来适宜时机用于股权激励计划。本次回购股份的价格为不超过 9.00 元/股（含），回购资金总额为不低于人民币 3000 万元（含），不高于人民币 5000 万元（含）。截至 2024 年 12 月 18 日，本次股份回购实施期限届满，回购方案已实施完毕。公司通过深圳证券交易所交易系统以集中竞价交易方式累计回购公司股份 6025500 股，占目前公司总股本的比例为 0.39%，最高成交价为 5.96 元/股，最低成交价为 4.19 元/股，累计成交总金额为 32991015.00 元（不含交易费用）。
 - **蓝晓科技：**2024 年 12 月 19 日，公司发布 2024 年前三季度权益分派实施公告。公司 2024 年前三季度权益分派方案为：以公司现有总股本 507341481 股剔除回购专用证券账户中已回购股份 550000 股后的股本 506791481 股为基数，向全体股东每 10 股派发现金股利人民币 1.19 元（含税），不送红股，不以资本公积金转增股本。即公司 2024 年前三季度权益分派的股本基数为 506791481 股，实际现金分红总额为人民币 6030.818624 万元（含税）。根据 WIND，公司 2024 年前三季度归母净利润为 59642.44 万元，公司股利支付率为 10.11%
 - **聚合顺：**公司首次公开发行股票募集资金用于“年产 10 万吨聚酰胺 6 切片生产项目”、“研发中心建设项目”和偿还银行贷款及补充流动资金。截至 2024 年 9 月 30 日，“年产 10 万吨聚酰胺 6 切片生产项目”、偿还银行贷款及补充流动资金均已完成，“研发中心建设项目”尚未完成。截至 2024 年 9 月 30 日，“研发中心建设项目”已投入募集资金 4190.91 万元，均用于研发设备方面的支出，未发生土建投资支出。上述情况的产生，主要系受到项目建设当地规划调整的影响，“研发中心建设项目”土建工程未能开工建设所致。为了进一步提高“研发中心建设项目”剩余募集资金的使用效率，提升公司研发能力，公司根据项目实际建设过程中具体投入及资金需求的综合考量，经公司审慎讨论及研究，拟计划保持项目实施主体不变、项目募集资金投资金额不变的前提下，对项目内部投资结构进行优化。具体而言，公司拟将“研发中心建设项目”尚未使用募集资金（含该项目募集资金到账后产生的净利息）全部用于新增研发设备的购置和安装，不再用于土建工程方面的支出。项目内部投资结构调整后，若剩余募集资金不足以覆盖新增研发设备的实际购置和安装费用，公司将用自有资金进行补足。该项目变更后预计达到可使用状态日期为 2025 年 12 月。
- **风险提示：**原油价格波动风险，宏观经济下滑风险。

本研究报告由海通国际分销，海通国际是由海通国际研究有限公司，海通证券印度私人有限公司，海通国际株式会社和海通国际证券集团其他各成员单位的证券研究团队所组成的全球品牌，海通国际证券集团各成员分别在其许可的司法管辖区内从事证券活动。关于海通国际的分析师证明，重要披露声明和免责声明，请参阅附录。(Please see appendix for English translation of the disclaimer)

目 录

1.	转债相关信息跟踪	5
2.	上市公司行情回顾	8
3.	重点公告整理	12
4.	风险提示	13

图目录

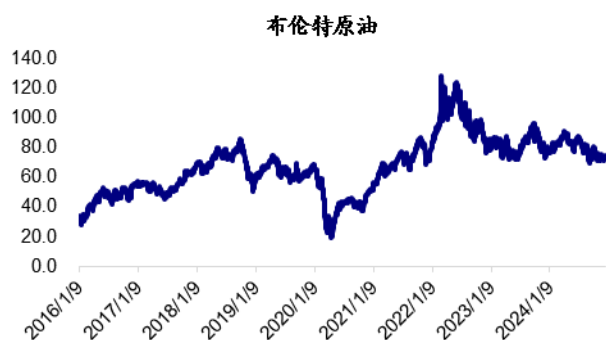
图 1	截至 12 月 20 日布伦特原油价格走势（美元/桶）	5
图 2	截至 12 月 20 日新加坡国际石脑价格走势（美元/桶）	5
图 3	截至 12 月 20 日乙烯价格价差走势（美元/吨）	5
图 4	截至 12 月 20 日丙烯价格价差走势（元/吨）	5
图 5	截至 12 月 20 日二甲苯价格走势（元/吨）	5
图 6	截至 12 月 20 日 MEG 价格走势（元/吨）	5
图 7	截至 12 月 20 日 PTA 价格价差走势（元/吨）	6
图 8	截至 12 月 20 日涤纶 POY 价格价差走势（元/吨）	6
图 9	截至 12 月 20 日 EVA 价格走势（元/吨）	6
图 10	截至 12 月 23 日美元兑人民币汇率走势	6
图 11	截至 12 月 20 日磷酸一铵价格价差走势（元/吨）	6
图 12	截至 12 月 20 日炭黑价格价差走势（元/吨）	6
图 13	截至 12 月 20 日防老剂（华北）价格走势（元/吨）	7
图 14	截至 12 月 20 日促进剂 M（天津）价格走势（元/吨）	7
图 15	截至 12 月 20 日促进剂 CZ（天津）价格走势（元/吨）	7
图 16	截至 12 月 20 日波罗的海货运指数（FBX）	7
图 17	截至 12 月 20 日安赛蜜价格走势（万元/吨）	7
图 18	截至 12 月 20 日辛醇价格走势（元/吨）	7
图 19	截至 12 月 20 日苯酚价格走势（元/吨）	8

表目录

表 1	基础化工板块已发可转债涨跌幅统计情况（2024.12.23 更新）	8
表 2	基础化工板块已发可转债上市公司转股情况（2024.12.23 更新）	10
表 3	基础化工板块待发可转债上市公司统计情况（2024.12.23 更新）	11

1. 转债相关信息跟踪

图1 截至12月20日布伦特原油价格走势（美元/桶）



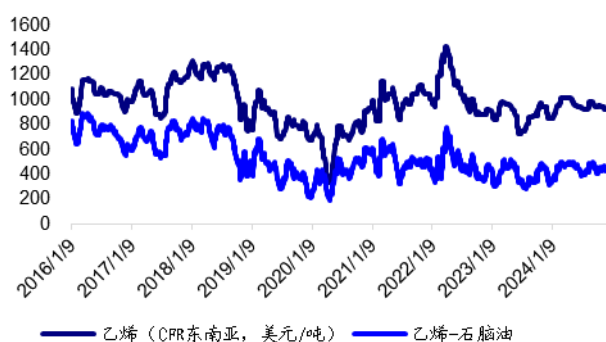
资料来源：百川盈孚，HTI

图2 截至12月20日新加坡国际石脑油价格走势（美元/桶）



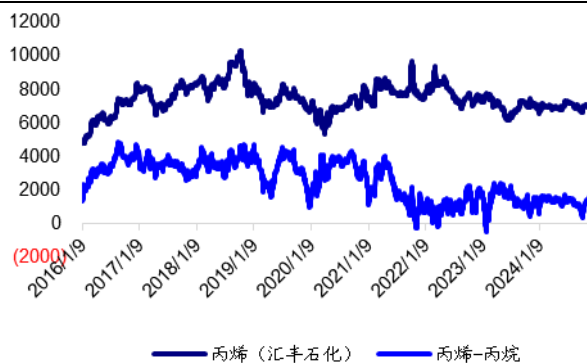
资料来源：百川盈孚，HTI

图3 截至12月20日乙烯价格价差走势图（美元/吨）



资料来源：百川盈孚，HTI

图4 截至12月20日丙烯价格价差走势图（元/吨）



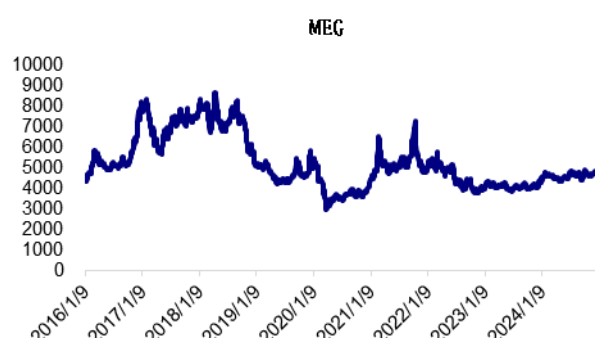
资料来源：百川盈孚，HTI

图5 截至12月20日二甲苯价格走势图（元/吨）



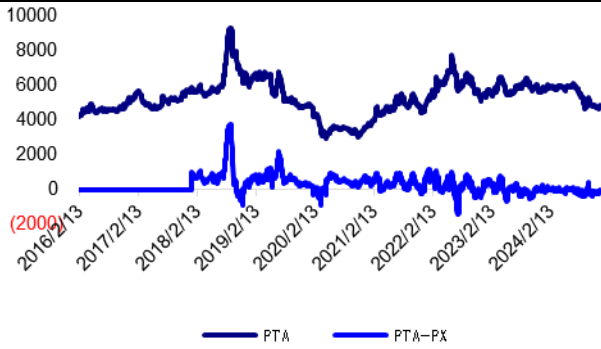
资料来源：百川盈孚，HTI

图6 截至12月20日MEG价格走势图（元/吨）



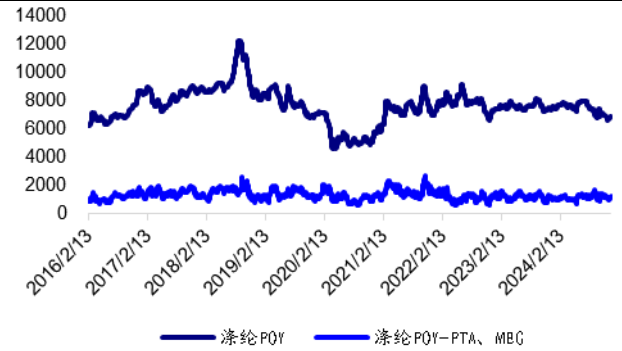
资料来源：中纤网，HTI

图7 截至12月20日PTA价格价差走势图(元/吨)



资料来源: 中纤网, HTI

图8 截至12月20日涤纶POY价格价差走势图(元/吨)



资料来源: 中纤网, HTI

图9 截至12月20日EVA价格走势图(元/吨)



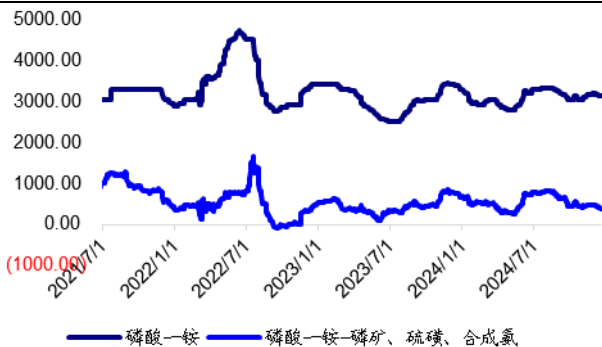
资料来源: 百川盈孚, HTI

图10 截至12月23日美元兑人民币汇率走势图



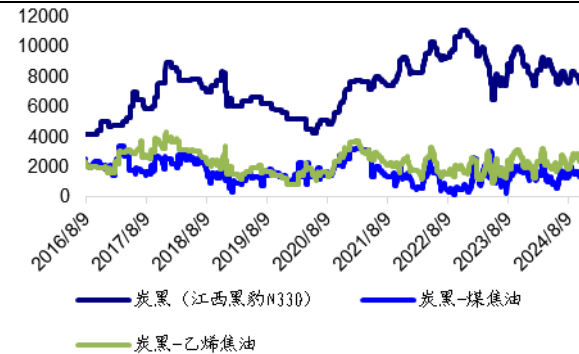
资料来源: WIND, HTI

图11 截至12月20日磷酸一铵价格价差走势图(元/吨)



资料来源: 卓创资讯, 百川盈孚, HTI

图12 截至12月20日炭黑价格价差走势图(元/吨)



资料来源: 卓创资讯, 百川盈孚, HTI

图13 截至12月20日防老剂（华北）价格走势（元/吨）



资料来源：卓创资讯，百川盈孚，HTI

图14 截至12月20日促进剂M（天津）价格走势（元/吨）



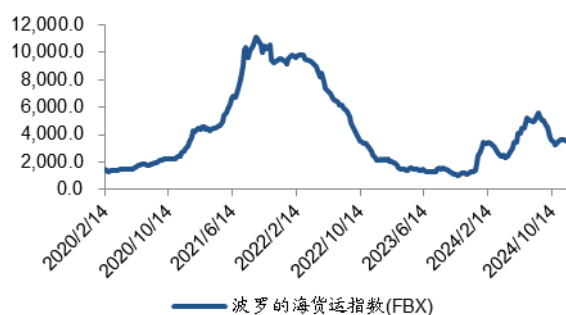
资料来源：卓创资讯，百川盈孚，HTI

图15 截至12月20日促进剂CZ（天津）价格走势（元/吨）



资料来源：卓创资讯，HTI

图16 截至12月20日波罗的海货运指数（FBX）



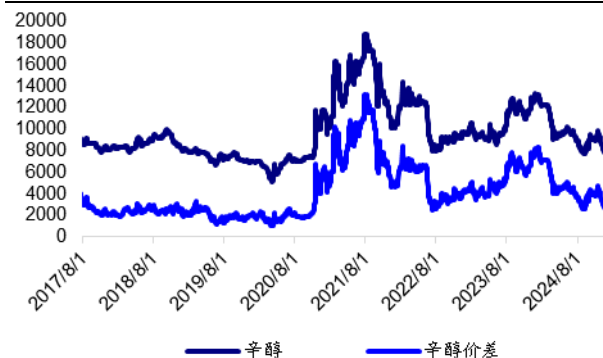
资料来源：WIND，HTI

图17 截至12月20日安赛蜜价格走势（万元/吨）



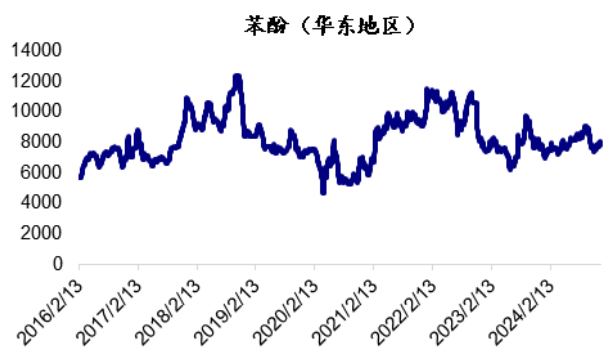
资料来源：百川盈孚，HTI

图18 截至12月20日辛醇价格走势（元/吨）



资料来源：卓创资讯，HTI

图19 截至12月20日苯酚价格走势图（元/吨）



资料来源：百川盈孚，HTI

2. 上市公司行情回顾

上周（2024.12.16-2024.12.20），基础化工板块已发可转债川恒转债、蒙泰转债、润禾转债分别上涨 2.50%、1.19%、0.87%，震安转债、瑞科转债、祥源转债分别下跌 18.59%、9.73%、9.58%。

表 1 基础化工板块已发可转债涨跌幅统计情况（2024.12.23 更新）

代码	债券名称	现价（元）	一周（%）	一月（%）	三月（%）	一年（%）
127043.SZ	川恒转债	129.32	2.50	8.11	15.25	14.13
123166.SZ	蒙泰转债	122.75	1.19	4.55	32.73	5.66
123152.SZ	润禾转债	126.57	0.87	8.29	18.28	3.98
123165.SZ	回天转债	107.15	0.87	7.74	17.03	1.45
113621.SH	彤程转债	132.91	0.84	2.09	15.84	0.33
123031.SZ	晶瑞转债	343.38	0.81	6.39	17.31	(9.18)
123126.SZ	瑞丰转债	119.53	0.63	6.23	20.29	9.37
123242.SZ	赛龙转债	169.51	0.23	(15.62)	25.50	
123078.SZ	飞凯转债	126.69	(0.15)	3.67	23.68	(0.42)
123144.SZ	裕兴转债	104.32	(0.33)	10.30	17.68	(2.96)
127105.SZ	龙星转债	114.26	(0.44)	7.73	29.20	
128117.SZ	道恩转债	114.99	(0.46)	3.33	6.92	4.00
118033.SH	华特转债	112.82	(0.52)	4.39	11.81	(2.33)
127067.SZ	恒逸转 2	103.03	(0.55)	5.76	16.37	2.98
110093.SH	神马转债	118.29	(0.63)	4.75	12.86	5.12
127022.SZ	恒逸转债	102.23	(0.63)	2.93	4.74	3.47
118032.SH	建龙转债	103.11	(0.70)	8.87	16.43	(0.55)
123129.SZ	锦鸡转债	120.21	(0.76)	2.34	12.67	(10.26)
113653.SH	永 22 转债	105.65	(0.79)	8.02	17.70	0.19
127088.SZ	赫达转债	115.77	(0.86)	4.89	13.05	(9.74)
113064.SH	东材转债	110.79	(0.89)	3.04	16.12	(9.29)
113681.SH	镇洋转债	112.09	(0.89)	6.67	9.03	
123233.SZ	凯盛转债	111.61	(0.96)	8.44	26.50	(8.30)
123124.SZ	晶瑞转 2	106.88	(1.06)	1.60	12.22	0.17
113623.SH	凤 21 转债	111.68	(1.08)	0.32	5.37	0.42
128095.SZ	恩捷转债	110.48	(1.12)	(0.02)	5.18	(7.71)
110087.SH	天业转债	105.61	(1.17)	5.22	11.14	6.29
128121.SZ	宏川转债	106.12	(1.18)	2.77	6.04	(11.10)
123195.SZ	蓝晓转 2	122.18	(1.19)	0.82	7.88	2.62
118006.SH	阿拉转债	117.08	(1.30)	4.89	14.58	4.18
113650.SH	博 22 转债	107.26	(1.31)	2.84	9.69	3.08
127031.SZ	洋丰转债	112.48	(1.39)	1.36	4.43	3.85
127062.SZ	垒知转债	111.19	(1.43)	7.97	22.54	1.76
111019.SH	宏柏转债	124.64	(1.53)	6.50	21.89	
118010.SH	洁转债	104.40	(1.58)	5.34	9.70	2.90

111007.SH	永和转债	118.51	(1.77)	5.38	13.12	(4.18)
113663.SH	新化转债	129.81	(1.79)	4.61	18.12	9.22
127059.SZ	永东转 2	109.30	(1.82)	4.73	17.14	(4.87)
123168.SZ	惠云转债	113.21	(1.88)	7.33	31.00	2.58
110089.SH	兴发转债	113.36	(1.97)	0.48	8.62	9.20
118038.SH	金宏转债	119.49	(1.99)	1.86	18.64	0.67
127073.SZ	天赐转债	113.86	(2.12)	2.19	16.08	5.10
123076.SZ	强力转债	125.14	(2.14)	(0.49)	23.04	13.72
127054.SZ	双箭转债	119.60	(2.19)	5.09	11.02	0.65
118028.SH	会通转债	125.93	(2.26)	9.35	28.05	1.92
127050.SZ	麒麟转债	132.39	(2.31)	0.45	5.83	8.30
123188.SZ	水羊转债	119.96	(2.34)	4.83	22.10	(7.20)
113668.SH	鹿山转债	127.06	(2.58)	(0.72)	15.28	23.58
113691.SH	和邦转债	112.62	(2.58)	11.80		
118029.SH	富淼转债	110.05	(2.61)	14.61	31.89	2.72
123236.SZ	家联转债	113.32	(2.62)	3.59	11.13	
127078.SZ	优彩转债	113.01	(2.66)	4.59	24.35	(6.80)
113658.SH	密卫转债	115.00	(2.70)	(1.80)	11.00	15.72
113661.SH	福 22 转债	109.52	(2.74)	2.09	10.96	7.55
118005.SH	天奈转债	104.31	(2.75)	1.03	10.37	5.72
113640.SH	苏利转债	108.81	(2.80)	12.76	23.76	4.70
123145.SZ	药石转债	122.83	(2.81)	2.77	16.79	16.41
123158.SZ	宙邦转债	118.68	(2.83)	(0.09)	12.87	(7.09)
113687.SH	振华转债	131.45	(2.96)	3.03	15.11	
123091.SZ	长海转债	111.31	(3.05)	1.38	6.24	3.60
127075.SZ	百川转 2	112.53	(3.17)	3.24	26.49	10.66
127030.SZ	盛虹转债	106.88	(3.25)	0.25	9.18	0.67
113649.SH	丰山转债	107.85	(3.29)	2.59	19.99	(6.77)
111020.SH	合顺转债	124.73	(3.32)	4.41	15.74	
113651.SH	松霖转债	129.64	(3.37)	(3.24)	7.63	3.02
127094.SZ	红墙转债	107.79	(3.39)	7.76	21.98	(11.42)
123209.SZ	聚隆转债	142.89	(3.39)	11.76	25.28	4.55
111003.SH	聚合转债	122.71	(3.47)	3.46	14.76	6.53
127061.SZ	美锦转债	101.02	(3.52)	5.71	20.71	2.13
118008.SH	海优转债	98.82	(3.63)	12.32	36.11	(1.59)
123052.SZ	飞鹿转债	131.06	(3.64)	2.36	8.04	(6.62)
123211.SZ	阳谷转债	142.55	(3.74)	(4.07)	44.59	26.19
128144.SZ	利民转债	117.74	(4.24)	7.88	19.98	9.97
113634.SH	珀莱转债	126.70	(4.48)	0.46	6.49	(0.61)
123128.SZ	首华转债	96.60	(4.64)	7.75	33.28	-4.50
123192.SZ	科思转债	125.55	(6.42)	3.24	5.11	-7.33
111012.SH	福新转债	135.49	(8.11)	13.94	28.15	4.15
110092.SH	三房转债	86.89	(8.33)	9.91	60.72	-14.32
123202.SZ	祥源转债	154.32	(9.58)	9.85	58.44	26.43
118018.SH	瑞科转债	102.35	(9.73)	5.96	20.58	-7.48
123103.SZ	震安转债	122.00	(18.59)	-9.46	6.31	9.36

资料来源：WIND, HTI, 价格为 2024 年 12 月 20 日收盘价

表 2 基础化工板块已发可转债上市公司转股情况 (2024.12.23 更新)

代码	名称	发行总额 (亿元)	最新余额 (亿元)	最新收盘 价 (元)	转股溢价 率 (%)	剩余年限 (年)	评级	票面利率 (%)	纯债 YTM (%)
110092.SH	三房转债	25.00	24.99	86.89	24.82	4.05	AA-	0.50	7.20
127061.SZ	美锦转债	35.90	27.89	101.02	11.31	3.33	AA-	0.80	5.88
118008.SH	海优转债	6.94	6.94	98.82	91.02	3.51	A+	0.80	5.70
123128.SZ	首华转债	13.79	13.79	96.60	102.00	2.87	AA-	1.50	5.29
123144.SZ	裕兴转债	6.00	6.00	104.32	109.94	3.31	AA-	1.00	4.27
118032.SH	建龙转债	7.00	7.00	103.11	212.84	4.21	AA-	0.50	3.38
113653.SH	永 22 转债	7.70	7.70	105.65	76.07	3.60	AA-	1.00	3.20
113650.SH	博 22 转债	8.00	8.00	107.26	216.61	3.53	AA-	1.00	2.86
118018.SH	瑞科转债	4.30	4.30	102.35	137.31	3.66	A+	0.60	2.82
123165.SZ	回天转债	8.50	8.50	107.15	66.24	3.85	AA-	1.00	2.80
113649.SH	丰山转债	5.00	4.59	107.85	46.48	3.52	AA-	1.00	2.66
113640.SH	苏利转债	9.57	9.57	108.81	44.44	3.16	AA-	1.00	2.56
118010.SH	浩特转债	4.40	4.40	104.40	261.33	3.52	A+	1.00	2.54
118005.SH	天奈转债	8.30	8.30	104.31	168.28	3.10	AA-	1.00	2.47
127067.SZ	恒逸转 2	30.00	30.00	103.03	78.65	3.58	AA+	0.40	2.40
127094.SZ	红墙转债	3.16	3.16	107.79	31.44	4.83	A+	0.50	2.20
127059.SZ	永东转 2	3.80	3.79	109.30	41.24	3.30	AA-	1.00	2.18
127062.SZ	垒知转债	3.96	3.96	111.19	84.20	3.33	AA-	1.00	2.03
127022.SZ	恒逸转债	20.00	20.00	102.23	56.89	1.82	AA+	1.50	1.87
128117.SZ	道恩转债	3.60	3.58	114.99	163.68	1.53	AA-	2.00	1.87
123126.SZ	瑞丰转债	3.40	3.40	119.53	36.36	2.72	A+	3.00	1.59
127075.SZ	百川转 2	9.78	9.67	112.53	14.96	3.83	A+	1.00	1.48
128121.SZ	宏川转债	6.70	6.52	106.12	72.37	1.57	AA-	1.80	1.48
127078.SZ	优彩转债	6.00	6.00	113.01	23.83	3.98	A+	1.20	1.32
113681.SH	镇洋转债	6.60	6.60	112.09	31.17	5.02	AA-	0.20	1.32
110087.SH	天业转债	30.00	30.00	105.61	58.65	3.51	AA+	0.60	1.28
127030.SZ	盛虹转债	50.00	49.98	106.88	67.47	2.25	AA+	1.50	1.21
118033.SH	华特转债	6.46	6.46	112.82	86.91	4.25	AA-	0.50	1.16
123233.SZ	凯盛转债	6.50	6.50	111.61	36.30	4.94	AA-	0.40	1.07
123236.SZ	家联转债	7.50	7.50	113.32	23.51	5.01	AA-	0.50	1.02
113064.SH	东材转债	14.00	14.00	110.79	61.73	3.91	AA	1.00	0.93
113623.SH	凤 21 转债	25.00	25.00	111.68	67.02	2.30	AA	1.50	0.88
127105.SZ	龙星转债	7.55	7.55	114.26	19.86	5.12	AA-	0.20	0.83
123168.SZ	惠云转债	4.90	4.90	113.21	35.54	3.93	AA-	1.00	0.82
113661.SH	福 22 转债	30.30	30.30	109.52	133.21	3.92	AA	0.40	0.79
127031.SZ	洋丰转债	10.00	10.00	112.48	54.82	2.26	AA	1.50	0.67
127088.SZ	赫达转债	6.00	6.00	115.77	33.15	4.53	AA-	0.50	0.63
118006.SH	阿拉转债	3.87	3.87	117.08	49.37	3.23	A+	1.20	0.57
123124.SZ	晶瑞转 2	5.23	5.23	106.88	75.93	2.65	A+	1.50	0.54
123091.SZ	长海转债	5.50	5.50	111.31	57.78	2.01	AA	1.50	0.36
118029.SH	富淼转债	4.50	4.50	110.05	45.99	3.99	A+	0.60	0.28
113691.SH	和邦转债	46.00	46.00	112.62	3.66	5.85	AA	0.30	0.16
110089.SH	兴发转债	28.00	28.00	113.36	50.75	3.76	AA+	1.00	0.16
111007.SH	永和转债	8.00	7.86	118.51	26.16	3.81	AA-	1.00	0.01
118038.SH	金宏转债	10.16	10.16	119.49	25.99	4.57	AA-	0.50	(0.07)
128095.SZ	恩捷转债	16.00	4.53	110.48	115.36	1.14	AA	1.80	(0.18)
123195.SZ	蓝晓转 2	5.46	5.46	122.18	44.19	4.32	A+	0.60	(0.42)
123188.SZ	水羊转债	6.95	6.95	119.96	16.77	4.29	A+	0.60	(0.47)
123166.SZ	蒙泰转债	3.00	3.00	122.75	14.43	3.87	A+	1.20	(0.51)
111019.SH	宏柏转债	9.60	8.18	124.64	2.61	5.32	AA-	0.20	(0.71)
111020.SH	合顺转债	3.38	3.38	124.73	17.56	5.59	AA-	0.20	(0.87)
123152.SZ	润禾转债	2.92	2.92	126.57	15.17	3.58	A+	1.20	(0.88)
127073.SZ	天赐转债	34.11	34.10	113.86	54.08	2.76	AA	0.80	(1.04)
123158.SZ	宙邦转债	19.70	19.69	118.68	32.77	3.77	AA	1.00	(1.17)
111003.SH	聚合转债	2.04	2.04	122.71	24.76	3.21	AA-	1.00	(1.18)
127054.SZ	双箭转债	5.14	5.14	119.60	24.79	3.14	AA	1.00	(1.19)
123129.SZ	锦鸡转债	6.00	1.94	120.21	41.28	2.87	A+	1.50	(1.27)
113668.SH	鹿山转债	5.24	2.55	127.06	9.36	4.27	A+	0.60	(1.31)

123192.SZ	科思转债	7.25	7.19	115.00	16.22	4.31	AA-	0.50	(1.33)
113658.SH	密卫转债	8.72	8.72	119.94	28.47	2.74	AA-	1.00	(1.63)
110093.SH	神马转债	30.00	30.00	118.29	23.23	4.24	AAA	0.40	(1.65)
118028.SH	会通转债	8.30	7.91	125.93	7.96	3.96	AA-	1.00	(1.66)
113663.SH	新化转债	6.50	6.10	129.81	1.34	3.94	AA-	1.00	(2.36)
113634.SH	珀莱转债	7.52	7.51	126.70	36.11	2.97	AA	1.50	(2.38)
128144.SZ	利民转债	9.80	9.79	117.74	20.53	2.19	AA	1.00	(2.49)
123145.SZ	药石转债	11.50	11.47	122.83	16.91	3.33	AA	1.00	(2.56)
113687.SH	振华转债	4.06	4.06	131.45	18.51	5.56	AA	0.20	(2.76)
113651.SH	松霖转债	6.10	3.07	129.64	9.67	3.58	AA	1.00	(3.01)
111012.SH	福新转债	4.29	2.07	135.49	0.68	4.04	A+	0.60	(3.20)
123211.SZ	阳谷转债	6.50	3.08	142.55	7.05	4.60	AA-	0.50	(4.09)
127043.SZ	川恒转债	11.60	10.44	129.32	3.51	2.64	AA-	1.50	(4.26)
123209.SZ	聚隆转债	2.19	1.80	142.89	8.22	4.60	A+	0.50	(4.39)
123076.SZ	强力转债	8.50	5.83	125.14	17.92	1.92	AA-	2.00	(5.17)
127050.SZ	麒麟转债	21.99	20.86	132.39	7.19	2.89	AA	1.50	(5.31)
123052.SZ	飞鹿转债	1.77	1.50	131.06	12.17	1.46	A+	2.50	(5.78)
123242.SZ	赛龙转债	2.50	2.50	169.51	62.11	5.55	A+	0.30	(5.95)
123078.SZ	飞凯转债	8.25	5.96	126.69	14.44	1.94	AA-	1.80	(7.06)
113621.SH	彤程转债	8.00	5.36	132.91	19.10	2.10	AA	1.50	(8.47)
123031.SZ	晶瑞转债	1.85	0.53	343.38	27.32	0.69	A+	2.00	(98.11)
123103.SZ	震安转债	2.85	0.62	122.00	(0.95)	0.02	A+	1.80	(990.11)
123202.SZ	祥源转债	4.60	0.32	154.32	(2.17)	0.02	A+	0.40	(-2359.79)

资料来源: WIND, HTI

表 3 基础化工板块待发可转债上市公司统计情况 (2024.12.23 更新)

代码	名称	预案公告日	主营业务	可转债计划募集资金金额 (亿元)	发行阶段
002550.SZ	千红制药	2024/11/22	公司是国内是国内生化制药行业多糖类和蛋白酶类药品的知名生产经营企业。	10.00	股东大会通过
002125.SZ	湘潭电化	2024/8/29	公司主要产品包括电解二氧化锰、金属锰、锂锰等。	4.87	交易所受理
600618.SH	氯碱化工	2024/8/5	公司是一家综合实力在氯碱行业领先的企业, 主要生产烧碱、聚氯乙烯、氯产品和氟产品。	40.00	董事会预案
603928.SH	兴业股份	2024/4/26	公司主要产品包括 600 高性能涂料、CO2 固化的自硬碱性酚醛树脂、潮模砂型表面强化剂、除渣剂、低浓度 SO2 冷芯盒树脂等。	7.50	股东大会通过
300054.SZ	鼎龙股份	2024/3/23	公司是一家从事集成电路设计、半导体材料及打印复印通用耗材研发、生产及服务的国家高新技术企业。	9.10	交易所受理
600389.SH	江山股份	2023/12/30	公司以农药产业为主线, 建有电厂、水厂、长江码头、氯碱化工、农药及其中间体、三废治理等配套齐全的工业设施, 是农药行业第一家完成整体搬迁的企业。	12.00	股东大会通过
000893.SZ	亚钾国际	2023/11/24	公司专注从事钾盐矿开采、钾肥生产及销售业务。	20.00	董事会预案
002626.SZ	金达威	2023/7/14	公司立足于医药原料制造, 充分整合国内外营养健康领域资源, 逐步提升产业优势, 现已发展成为保健品、运动营养品制造行业的新星。	18.01	同意注册
300586.SZ	美联新材	2023/7/6	公司主要产品包括白色母粒、彩色母粒、功能母粒、黑色母粒等。	10.00	股东大会通过

资料来源: WIND, HTI

3. 重点公告整理

【回天新材】

2024-12-21 《回天新材：关于新增为控股子公司提供担保额度的公告》

公司于 2024 年 12 月 20 日召开第九届董事会第二十六次会议和第九届监事会第二十一次会议，审议通过《关于新增为控股子公司提供担保额度的议案》，鉴于安庆华兰科技有限公司于 2024 年 3 月 31 日纳入公司合并报表范围，正式成为公司控股子公司，为满足安庆华兰经营发展需要，公司拟为安庆华兰向银行等金融机构申请贷款、保函、银行承兑汇票、商业承兑汇票、信用证、商业保理、融资租赁等融资事项提供不超过人民币 1.5 亿元的担保。上述担保额度为预计的最高担保额度，不等于公司的实际担保金额，实际发生的担保金额、担保期限等条款将在上述范围内与银行等金融机构协商后确定，以实际融资时签署的相关合同内容为准。

【贵州轮胎】

2024-12-20 《贵州轮胎：关于回购期限届满暨股份回购实施结果的公告》

公司于 2023 年 12 月 19 日召开第八届董事会第二十三次会议，审议通过了《关于回购公司股份方案的议案》，拟使用自有资金以集中竞价交易方式回购公司股份，并在未来适宜时机用于股权激励计划。本次回购股份的价格为不超过 9.00 元/股（含），回购资金总额为不低于人民币 3000 万元（含），不高于人民币 5000 万元（含）。

截至 2024 年 12 月 18 日，本次股份回购实施期限届满，回购方案已实施完毕。公司通过深圳证券交易所交易系统以集中竞价交易方式累计回购公司股份 6025500 股，占目前公司总股本的比例为 0.39%，最高成交价为 5.96 元/股，最低成交价为 4.19 元/股，累计成交总金额为 32991015.00 元（不含交易费用）。

【蓝晓科技】

2024-12-19 《蓝晓科技：2024 年前三季度权益分派实施公告》

公司 2024 年前三季度权益分派方案为：以公司现有总股本 507341481 股剔除回购专用证券账户中已回购股份 550000 股后的股本 506791481 股为基数，向全体股东每 10 股派发现金股利人民币 1.19 元（含税），不送红股，不以资本公积金转增股本。即公司 2024 年前三季度权益分派的股本基数为 506791481 股，实际现金分红总额为人民币 6030.818624 万元（含税）。根据 WIND，公司 2024 年前三季度归母净利润为 59642.44 万元，公司股利支付率为 10.11%。

【聚合顺】

2024-12-19 《聚合顺：关于调整部分募投项目内部投资结构及建设进度的公告》

公司首次公开发行股票募集资金用于“年产 10 万吨聚酰胺 6 切片生产项目”、“研发中心建设项目”和偿还银行贷款及补充流动资金。截至 2024 年 9 月 30 日，“年产 10 万吨聚酰胺 6 切片生产项目”、偿还银行贷款及补充流动资金均已完成，“研发中心建设项目”尚未完成。截至 2024 年 9 月 30 日，“研发中心建设项目”已投入募集资金 4190.91 万元，均用于研发设备方面的支出，未发生土建投资支出。上述情况的产生，主要系受到项目建设当地规划调整的影响，“研发中心建设项目”土建工程未能开工建设所致。

为了进一步提高“研发中心建设项目”剩余募集资金的使用效率,提升公司研发能力,公司根据项目实际建设过程中具体投入及资金需求的综合考量,经公司审慎讨论及研究,拟计划保持项目实施主体不变、项目募集资金投资金额不变的前提下,对项目内部投资结构进行优化。具体而言,公司拟将“研发中心建设项目”尚未使用募集资金(含该项目募集资金到账后产生的净利息)全部用于新增研发设备的购置和安装,不再用于土建工程方面的支出。项目内部投资结构调整后,若剩余募集资金不足以覆盖新增研发设备的实际购置和安装费用,公司将用自有资金进行补足。该项目变更后预计达到可使用状态日期为 2025 年 12 月。

【苏利股份】

2024-12-17 《苏利股份:关于使用部分闲置募集资金进行现金管理到期赎回的公告》

公司于 2024 年 4 月 22 日召开第四届董事会第二十一次会议及第四届监事会第十六次会议,审议通过了《关于使用部分闲置募集资金及自有资金进行现金管理的议案》,同意公司使用额度不超过 3.00 亿元的闲置募集资金购买安全性高、流动性好、有保本约定的理财产品或存款类产品,投资产品的期限不超过 12 个月。近日,公司如期赎回闲置募集资金购买的已到期理财产品,赎回本金共计人民币 5000 万元,实际获得收益合计人民币 180233.98 元。

【密尔克卫】

2024-12-16 《密尔克卫:关于“密卫转债”转股价格调整暨转股停复牌的公告》

公司于 2022 年 9 月 16 日公开发行可转换公司债券 8723880 张,每张面值 100 元人民币,募集资金总额为 87238.80 万元。债券期限为发行之日起五年(自 2022 年 9 月 16 日至 2027 年 9 月 15 日),债券票面利率为:第一年 0.3%、第二年 0.5%、第三年 1.0%、第四年 1.5%、第五年 2.0%。

因公司限制性股票回购注销引起“密卫转债”转股价格调整,“密卫转债”的转股价格将由原来的 56.31 元/股调整为 56.33 元/股。调整后的转股价格自 2024 年 12 月 17 日起生效。“密卫转债”将于 2024 年 12 月 16 日停止转股,2024 年 12 月 17 日起恢复转股。

(数据来源:WIND, HTI)

4. 风险提示

原油价格波动风险,宏观经济下滑风险。

APPENDIX 1

Summary

Investment Highlights:

Investment advice: Focus on convertible bonds: Suli, Xinyangfeng, CAPCHEM, Milkyway, Juheshun, Anson Resources, Chuanhen. A-Shares basic chemical sector convertible bonds review: Last week (2024.12.16-2024.12.20), Chuanhen, Modern, and Runhe convertible bonds rose by 2.50%, 1.19%, and 0.87% respectively, while Safetyinside, Rayitek, and Xiangyuan bonds fell by 18.59%, 9.73%, and 9.58%. Key announcements: In the basic chemical sector convertible bonds and issuers: Guizhou Tyre: On December 19, 2023, the company held its 23rd meeting of the 8th board of directors, approving a share repurchase plan using its own funds through centralized bidding. The repurchase price is not more than RMB 9.00 per share, with a total repurchase amount between RMB 30 million and RMB 50 million. By December 18, 2024, the repurchase was completed, with 6,025,500 shares repurchased, accounting for 0.39% of total equity, at prices between RMB 4.19 and RMB 5.96 per share, totaling RMB 32,991,015.00. Anson Resources: On December 19, 2024, the company announced its 2024 Q1-Q3 dividend distribution plan, distributing RMB 1.19 per 10 shares, with a total cash dividend of RMB 60.31 million. According to WIND, the net profit attributable to shareholders for Q1-Q3 2024 was RMB 596.42 million, with a dividend payout ratio of 10.11%. Hangzhou Juheshun New Material: The IPO funds were used for a 100,000-ton PA6 slice production project, R&D center construction, and debt repayment. By September 30, 2024, the production project and debt repayment were completed, but the R&D center construction was delayed due to local planning adjustments. RMB 41.91 million was spent on R&D equipment, with no civil engineering investment. The company plans to optimize the internal investment structure, using remaining funds for R&D equipment instead of civil engineering. If funds are insufficient, the company will use its own funds. The project is expected to be operational by December 2025.

Risk Warning: Risks include oil price fluctuations and macroeconomic downturn.

附录 APPENDIX

重要信息披露

本研究报告由海通国际分销，海通国际是由海通国际研究有限公司(HTIRL)，Haitong Securities India Private Limited (HSIPL)，Haitong International Japan K.K. (HTIJKK)和海通国际证券有限公司(HTISCL)的证券研究团队所组成的全球品牌，海通国际证券集团(HTISG)各成员分别在其许可的司法管辖区内从事证券活动。

IMPORTANT DISCLOSURES

This research report is distributed by Haitong International, a global brand name for the equity research teams of Haitong International Research Limited (“HTIRL”), Haitong Securities India Private Limited (“HSIPL”), Haitong International Japan K.K. (“HTIJKK”), Haitong International Securities Company Limited (“HTISCL”), and any other members within the Haitong International Securities Group of Companies (“HTISG”), each authorized to engage in securities activities in its respective jurisdiction.

HTIRL 分析师认证 Analyst Certification:

我，刘威，在此保证 (i) 本研究报告中的意见准确反映了我们对本研究中提及的任何或所有目标公司或上市公司的个人观点，并且 (ii) 我的报酬中没有任何部分与本研究报告中表达的具体建议或观点直接或间接相关；及就此报告中所讨论目标公司的证券，我们（包括我们的家属）在其中均不持有任何财务利益。我和我的家属（我已经告知他们）将不会在本研究报告发布后的 3 个工作日内交易此研究报告所讨论目标公司的证券。I, Wei Liu, certify that (i) the views expressed in this research report accurately reflect my personal views about any or all of the subject companies or issuers referred to in this research and (ii) no part of my compensation was, is or will be directly or indirectly related to the specific recommendations or views expressed in this research report; and that I (including members of my household) have no financial interest in the security or securities of the subject companies discussed. I and my household, whom I have already notified of this, will not deal in or trade any securities in respect of the issuer that I review within 3 business days after the research report is published.

我，孙小涵，在此保证 (i) 本研究报告中的意见准确反映了我们对本研究中提及的任何或所有目标公司或上市公司的个人观点，并且 (ii) 我的报酬中没有任何部分与本研究报告中表达的具体建议或观点直接或间接相关；及就此报告中所讨论目标公司的证券，我们（包括我们的家属）在其中均不持有任何财务利益。我和我的家属（我已经告知他们）将不会在本研究报告发布后的 3 个工作日内交易此研究报告所讨论目标公司的证券。I, Xiaohan Sun, certify that (i) the views expressed in this research report accurately reflect my personal views about any or all of the subject companies or issuers referred to in this research and (ii) no part of my compensation was, is or will be directly or indirectly related to the specific recommendations or views expressed in this research report; and that I (including members of my household) have no financial interest in the security or securities of the subject companies discussed. I and my household, whom I have already notified of this, will not deal in or trade any securities in respect of the issuer that I review within 3 business days after the research report is published.

利益冲突披露 Conflict of Interest Disclosures

海通国际及其某些关联公司可从事投资银行业务和/或对本研究中的特定股票或公司进行做市或持有自营头寸。就本研究报告而言，以下是有关该等关系的披露事项（以下披露不能保证及时无遗漏，如需了解及时全面信息，请发邮件至 ERD-Disclosure@htisec.com）

HTI and some of its affiliates may engage in investment banking and / or serve as a market maker or hold proprietary trading positions of certain stocks or companies in this research report. As far as this research report is concerned, the following are the disclosure matters related to such relationship (As the following disclosure does not ensure timeliness and completeness, please send an email to ERD-Disclosure@htisec.com if timely and comprehensive information is needed).

000589.CH 及 603713.CH 目前或过去 12 个月内是海通的客户。海通向客户提供非投资银行业务的证券相关业务服务。

000589.CH and 603713.CH are/were a client of Haitong currently or within the past 12 months. The client has been provided for non-investment-banking securities-related services.

海通在过去的 12 个月中从 603713.CH 获得除投资银行服务以外之产品或服务的报酬。

Haitong has received compensation in the past 12 months for products or services other than investment banking from 603713.CH.

评级定义 (从 2020 年 7 月 1 日开始执行) :

海通国际（以下简称“HTI”）采用相对评级系统来为投资者推荐我们覆盖的公司：优于大市、中性或弱于大市。投资者应仔细阅读 HTI 的评级定义。并且 HTI 发布分析师观点的完整信息，投资者应仔细阅读全文而非仅看评级。在任何情况下，分析师的评级和研究都不能作为投资建议。投资者的买卖股票的决策应基于各自情况（比如投资者的现有持仓）以及其他因素。

分析师股票评级

优于大市，未来 12-18 个月内预期相对基准指数涨幅在 10%以上，基准定义如下

中性，未来 12-18 个月内预期相对基准指数变化不大，基准定义如下。根据 FINRA/NYSE 的评级分布规则，我们会将中性评级划入持有这一类别。

弱于大市，未来 12-18 个月内预期相对基准指数跌幅在 10%以上，基准定义如下

各地股票基准指数：日本 – TOPIX, 韩国 – KOSPI, 台湾 – TAIEX, 印度 – Nifty100, 美国 – SP500; 其他所有中国概念股 – MSCI China.

Ratings Definitions (from 1 Jul 2020):

Haitong International uses a relative rating system using Outperform, Neutral, or Underperform for recommending the stocks we cover to investors. Investors should carefully read the definitions of all ratings used

评级分布 Rating Distribution

in Haitong International Research. In addition, since Haitong International Research contains more complete information concerning the analyst's views, investors should carefully read Haitong International Research, in its entirety, and not infer the contents from the rating alone. In any case, ratings (or research) should not be used or relied upon as investment advice. An investor's decision to buy or sell a stock should depend on individual circumstances (such as the investor's existing holdings) and other considerations.

Analyst Stock Ratings

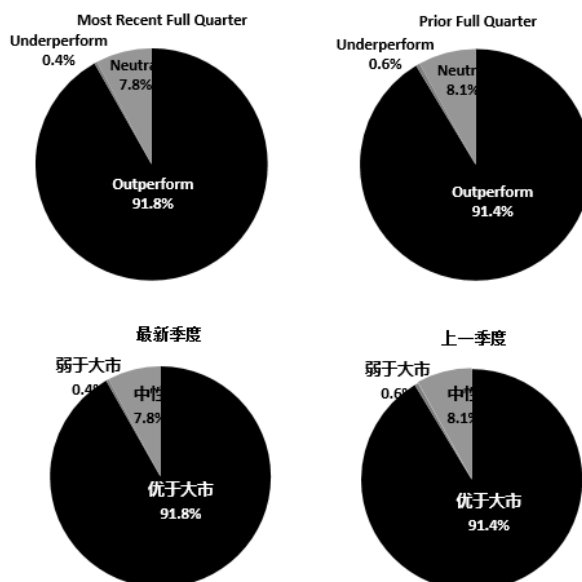
Outperform: The stock's total return over the next 12-18 months is expected to exceed the return of its relevant broad market benchmark, as indicated below.

Neutral: The stock's total return over the next 12-18 months is expected to be in line with the return of its relevant broad market benchmark, as indicated below. For purposes only of FINRA/NYSE ratings distribution rules, our Neutral rating falls into a hold rating category.

Underperform: The stock's total return over the next 12-18 months is expected to be below the return of its relevant broad market benchmark, as indicated below.

Benchmarks for each stock's listed region are as follows: Japan – TOPIX, Korea – KOSPI, Taiwan – TAIEX, India – Nifty100, US – SP500; for all other China-concept stocks – MSCI China.

Ratings Distribution



截至 2024 年 9 月 30 日海通国际股票研究评级分布

	优于大市	中性 (持有)	弱于大市
海通国际股票研究覆盖率	91.8%	7.8%	0.4%
投资银行客户*	3.5%	4.4%	0.0%

*在每个评级类别里投资银行客户所占的百分比。

上述分布中的买入，中性和卖出分别对应我们当前优于大市，中性和落后大市评级。

只有根据 FINRA/NYSE 的评级分布规则，我们才将中性评级划入持有这一类别。请注意在上表中不包含非评级的股票。

此前的评级系统定义（直至 2020 年 6 月 30 日）：

买入，未来 12-18 个月内预期相对基准指数涨幅在 10%以上，基准定义如下

中性，未来 12-18 个月内预期相对基准指数变化不大，基准定义如下。根据 FINRA/NYSE 的评级分布规则，我们会将中性评级划入持有这一类别。

卖出，未来 12-18 个月内预期相对基准指数跌幅在 10%以上，基准定义如下

各地股票基准指数：日本 – TOPIX, 韩国 – KOSPI, 台湾 – TAIEX, 印度 – Nifty100; 其他所有中国概念股 – MSCI China.

Haitong International Equity Research Ratings Distribution, as of September 30, 2024

	Outperform	Neutral (hold)	Underperform
HTI Equity Research Coverage	91.8%	7.8%	0.4%
IB clients*	3.5%	4.4%	0.0%

*Percentage of investment banking clients in each rating category.

BUY, Neutral, and SELL in the above distribution correspond to our current ratings of Outperform, Neutral, and Underperform.

For purposes only of FINRA/NYSE ratings distribution rules, our Neutral rating falls into a hold rating category. Please note that stocks with an NR designation are not included in the table above.

Previous rating system definitions (until 30 Jun 2020):

BUY: The stock's total return over the next 12-18 months is expected to exceed the return of its relevant broad market benchmark, as indicated below.

NEUTRAL: The stock's total return over the next 12-18 months is expected to be in line with the return of its relevant broad market benchmark, as indicated below. For purposes only of FINRA/NYSE ratings distribution rules, our Neutral rating falls into a hold rating category.

SELL: The stock's total return over the next 12-18 months is expected to be below the return of its relevant broad market benchmark, as indicated below.

Benchmarks for each stock's listed region are as follows: Japan – TOPIX, Korea – KOSPI, Taiwan – TAIEX, India – Nifty100; for all other China-concept stocks – MSCI China.

海通国际非评级研究：海通国际发布计量、筛选或短篇报告，并在报告中根据估值和其他指标对股票进行排名，或者基于可能的估值倍数提出建议价格。这种排名或建议价格并非为

Haitong International Non-Rated Research: Haitong International publishes quantitative, screening or short reports which may rank stocks according to valuation and other metrics or may suggest prices based on possible valuation multiples. Such rankings or suggested prices do not purport to be stock ratings or target prices or fundamental values and are for information only.

海通国际 A 股覆盖: 海通国际可能会就沪港通及深港通的中国 A 股进行覆盖及评级。海通证券 (600837.CH), 海通国际于上海的母公司, 也会于中国发布中国 A 股的研究报告。但是, 海通国际使用与海通证券不同的评级系统, 所以海通国际与海通证券的中国 A 股评级可能有所不同。

Haitong International Coverage of A-Shares: Haitong International may cover and rate A-Shares that are subject to the Hong Kong Stock Connect scheme with Shanghai and Shenzhen. Haitong Securities (HS; 600837 CH), the ultimate parent company of HTISG based in Shanghai, covers and publishes research on these same A-Shares for distribution in mainland China. However, the rating system employed by HS differs from that used by HTI and as a result there may be a difference in the HTI and HS ratings for the same A-share stocks.

海通国际优质 100 A 股 (Q100) 指数: 海通国际 Q100 指数是一个包括 100 支由海通证券覆盖的优质中国 A 股的计量产品。这些股票是通过基于质量的筛选过程, 并结合对海通证券 A 股团队自下而上的研究。海通国际每季对 Q100 指数成分作出复审。

Haitong International Quality 100 A-share (Q100) Index: HTI's Q100 Index is a quant product that consists of 100 of the highest-quality A-shares under coverage at HS in Shanghai. These stocks are carefully selected through a quality-based screening process in combination with a review of the HS A-share team's bottom-up research. The Q100 constituent companies are reviewed quarterly.

盟浪义利 (FIN-ESG) 数据通免责声明条款: 在使用盟浪义利 (FIN-ESG) 数据之前, 请务必仔细阅读本条款并同意本声明:

第一条 义利 (FIN-ESG) 数据系由盟浪可持续数字科技有限责任公司 (以下简称“本公司”) 基于合法取得的公开信息评估而成, 本公司对信息的准确性及完整性不作任何保证。对公司的评估结果仅供参考, 并不构成对任何个人或机构投资建议, 也不能作为任何个人或机构购买、出售或持有相关金融产品的依据。本公司不对任何个人或机构投资者因使用本数据表述的评估结果造成的任何直接或间接损失负责。

第二条 盟浪并不因收到此评估数据而将收件人视为客户, 收件人使用此数据时应根据自身实际情况作出自我独立判断。本数据所载内容反映的是盟浪在最初发布本数据日期当日的判断, 盟浪有权在不发出通知的情况下更新、修订与发出其他与本数据所载内容不一致或有不同结论的数据。除非另行说明, 本数据 (如财务业绩数据等) 仅代表过往表现, 过往的业绩表现不作为日后回报的预测。

第三条 本数据版权归本公司所有, 本公司依法保留各项权利。未经本公司事先书面许可授权, 任何个人或机构不得将本数据中的评估结果用于任何营利性目的, 不得对本数据进行修改、复制、编译、汇编、再次编辑、改编、删减、缩写、节选、发行、出租、展览、表演、放映、广播、信息网络传播、摄制、增加图标及说明等, 否则因此给盟浪或其他第三方造成损失的, 由用户承担相应的赔偿责任, 盟浪不承担责任。

第四条 如本免责声明未约定, 而盟浪网站平台载明的其他协议内容 (如《盟浪网站用户注册协议》《盟浪网用户服务 (含认证) 协议》《盟浪网隐私政策》等) 有约定的, 则按其他协议的约定执行; 若本免责声明与其他协议约定存在冲突或不一致的, 则以本免责声明约定为准。

SusallWave FIN-ESG Data Service Disclaimer: Please read these terms and conditions below carefully and confirm your agreement and acceptance with these terms before using SusallWave FIN-ESG Data Service.

1. FIN-ESG Data is produced by SusallWave Digital Technology Co., Ltd. (In short, SusallWave)'s assessment based on legal publicly accessible information. SusallWave shall not be responsible for any accuracy and completeness of the information. The assessment result is for reference only. It is not for any investment advice for any individual or institution and not for basis of purchasing, selling or holding any relative financial products. We will not be liable for any direct or indirect loss of any individual or institution as a result of using SusallWave FIN-ESG Data.

2. SusallWave do not consider recipients as customers for receiving these data. When using the data, recipients shall make your own independent judgment according to your practical individual status. The contents of the data reflect the judgment of us only on the release day. We have right to update and amend the data and release other data that contains inconsistent contents or different conclusions without notification. Unless expressly stated, the data (e.g., financial performance data) represents past performance only and the past performance cannot be viewed as the prediction of future return.

3. The copyright of this data belongs to SusallWave, and we reserve all rights in accordance with the law. Without the prior written permission of our company, none of individual or institution can use these data for any profitable purpose. Besides, none of individual or institution can take actions such as amendment, replication, translation, compilation, re-editing, adaption, deletion, abbreviation, excerpts, issuance, rent, exhibition, performance, projection, broadcast, information network transmission, shooting, adding icons and instructions. If any loss of SusallWave or any third-party is caused by those actions, users shall bear the corresponding compensation liability. SusallWave shall not be responsible for any loss.

4. If any term is not contained in this disclaimer but written in other agreements on our website (e.g. *User Registration Protocol of SusallWave Website*, *User Service (including authentication) Agreement of SusallWave Website*, *Privacy Policy of Susallwave Website*), it should be executed according to other agreements. If there is any difference between this disclaimer and other agreements, this disclaimer shall be applied.

重要免责声明:

非印度证券的研究报告: 本报告由海通国际证券集团有限公司 (“HTISGL”) 的全资附属公司海通国际研究有限公司 (“HTIRL”) 发行, 该公司是根据香港证券及期货条例 (第 571 章) 持有第 4 类受规管活动 (就证券提供意见) 的持牌法团。该研究报告在 HTISGL 的全资附属公司 Haitong International (Japan) K.K. (“HTIJK”) 的协助下发行, HTIJK 是由日本关东财务局监管为投资顾问。

印度证券的研究报告: 本报告由从事证券交易、投资银行及证券分析及受 Securities and Exchange Board of India (“SEBI”) 监管的 Haitong Securities India Private Limited (“HTSIPL”) 所发行, 包括制作及发布涵盖 BSE Limited (“BSE”) 和 National Stock Exchange of India Limited (“NSE”) 上市公司 (统称为「印度交易所」) 的研究报告。HTSIPL 于 2016 年 12 月 22 日被收购并成为海通国际证券集团有限公司 (“HTISG”) 的一部分。

所有研究报告均以海通国际为名作为全球品牌, 经许可由海通国际证券股份有限公司及/或海通国际证券集团的其他成员在其司法管辖区发布。

本文件所载信息和观点已被编译或源自可靠来源, 但 HTIRL、HTISGL 或任何其他属于海通国际证券集团有限公司 (“HTISG”) 的成员对其准确性、完整性和正确性不做任何明示或暗示的

不应被解释为对证券买卖的明示或暗示地出价或征价。在某些司法管辖区，本文件中提及的证券可能无法进行买卖。如果投资产品以投资者本国货币以外的币种进行计价，则汇率变化可能会对投资产生不利影响。过去的表现并不一定代表将来的结果。某些特定交易，包括设计金融衍生工具的，有产生重大风险的可能性，因此并不适合所有的投资者。您还应认识到本文件中的建议并非为您量身定制。分析师并未考虑到您自身的财务情况，如您的财务状况和风险偏好。因此您必须自行分析并在适用的情况下咨询自己的法律、税收、会计、金融和其他方面的专业顾问，以期在投资之前评估该项建议是否适合于您。若由于使用本文件所载的材料而产生任何直接或间接的损失，HTISG 及其董事、雇员或代理人对此均不承担任何责任。

除对本文内容承担责任的分析师除外，HTISG 及我们的关联公司、高级管理人员、董事和雇员，均可不时作为主事人就本文件所述的任何证券或衍生品持有长仓或短仓以及进行买卖。HTISG 的销售员、交易员和其他专业人士均可向 HTISG 的相关客户和公司提供与本文件所述意见相反的口头或书面市场评论意见或交易策略。HTISG 可做出与本文件所述建议或意见不一致的投资决策。但 HTIRL 没有义务来确保本文件的收件人了解到该等交易决定、思路或建议。

请访问海通国际网站 www.equities.htisec.com，查阅更多有关海通国际为预防和避免利益冲突设立的组织和行政安排的内容信息。

非美国分析师披露信息： 本项研究首页上列明的海通国际分析师并未在 FINRA 进行注册或者取得相应的资格，并且不受美国 FINRA 有关与本项研究目标公司进行沟通、公开露面和自营证券交易的第 2241 条规则之限制。

IMPORTANT DISCLAIMER

For research reports on non-Indian securities: The research report is issued by Haitong International Research Limited ("HTIRL"), a wholly owned subsidiary of Haitong International Securities Group Limited ("HTISGL") and a licensed corporation to carry on Type 4 regulated activity (advising on securities) for the purpose of the Securities and Futures Ordinance (Cap. 571) of Hong Kong, with the assistance of Haitong International (Japan) K.K. ("HTIJK"), a wholly owned subsidiary of HTISGL and which is regulated as an Investment Adviser by the Kanto Finance Bureau of Japan.

For research reports on Indian securities: The research report is issued by Haitong Securities India Private Limited ("HSIPL"), an Indian company and a Securities and Exchange Board of India ("SEBI") registered Stock Broker, Merchant Banker and Research Analyst that, inter alia, produces and distributes research reports covering listed entities on the BSE Limited ("BSE") and the National Stock Exchange of India Limited ("NSE") (collectively referred to as "Indian Exchanges"). HSIPL was acquired and became part of the Haitong International Securities Group of Companies ("HTISG") on 22 December 2016.

All the research reports are globally branded under the name Haitong International and approved for distribution by Haitong International Securities Company Limited ("HTISCL") and/or any other members within HTISG in their respective jurisdictions.

The information and opinions contained in this research report have been compiled or arrived at from sources believed to be reliable and in good faith but no representation or warranty, express or implied, is made by HTIRL, HTISCL, HSIPL, HTIJK or any other members within HTISG from which this research report may be received, as to their accuracy, completeness or correctness. All opinions expressed herein are as of the date of this research report and are subject to change without notice. This research report is for information purpose only. Descriptions of any companies or their securities mentioned herein are not intended to be complete and this research report is not, and should not be construed expressly or impliedly as, an offer to buy or sell securities. The securities referred to in this research report may not be eligible for purchase or sale in some jurisdictions. If an investment product is denominated in a currency other than an investor's home currency, a change in exchange rates may adversely affect the investment. Past performance is not necessarily indicative of future results. Certain transactions, including those involving derivatives, give rise to substantial risk and are not suitable for all investors. You should also bear in mind that recommendations in this research report are not tailor-made for you. The analyst has not taken into account your unique financial circumstances, such as your financial situation and risk appetite. You must, therefore, analyze and should, where applicable, consult your own legal, tax, accounting, financial and other professional advisers to evaluate whether the recommendations suits you before investment. Neither HTISG nor any of its directors, employees or agents accepts any liability whatsoever for any direct or consequential loss arising from any use of the materials contained in this research report.

HTISG and our affiliates, officers, directors, and employees, excluding the analysts responsible for the content of this document, will from time to time have long or short positions in, act as principal in, and buy or sell, the securities or derivatives, if any, referred to in this research report. Sales, traders, and other professionals of HTISG may provide oral or written market commentary or trading strategies to the relevant clients and the companies within HTISG that reflect opinions that are contrary to the opinions expressed in this research report. HTISG may make investment decisions that are inconsistent with the recommendations or views expressed in this research report. HTI is under no obligation to ensure that such other trading decisions, ideas or recommendations are brought to the attention of any recipient of this research report.

Please refer to HTI's website www.equities.htisec.com for further information on HTI's organizational and administrative arrangements set up for the prevention and avoidance of conflicts of interest with respect to Research.

Non U.S. Analyst Disclosure: The HTI analyst(s) listed on the cover of this Research is (are) not registered or qualified as a research analyst with FINRA and are not subject to U.S. FINRA Rule 2241 restrictions on communications with companies that are the subject of the Research; public appearances; and trading securities by a research analyst.

分发和地区通知：

除非下文另有规定，否则任何希望讨论本报告或者就本项研究中讨论的任何证券进行任何交易的收件人均应联系其所在国家或地区的海通国际销售人员。

香港投资者的通知事项： 海通国际证券股份有限公司("HTISCL")负责分发该研究报告，HTISCL 是在香港有权实施第 1 类受规管活动（从事证券交易）的特牌公司。该研究报告并不构成《证券及期货条例》（香港法例第 571 章）（以下简称"SFO"）所界定的要约邀请，证券要约或公众要约。本研究报告仅提供给 SFO 所界定的“专业投资者”。本研究报告未经过证券及期货事务监察委员会的审查。您不应仅根据本研究报告中所载的信息做出投资决定。本研究报告的收件人就研究报告中产生或与之相关的任何事宜请联系 HTISCL 销售人员。

美国投资者的通知事项： 本研究报告由 HTIRL, HSIPL 或 HTIJK 编写。HTIRL, HSIPL, HTIJK 以及任何非 HTISG 美国联营公司，均未在美国注册，因此不受美国关于研究报告编制和研究分析人员独立性规定的约束。本研究报告提供给依照 1934 年“美国证券交易法”第 15a-6 条规定的豁免注册的「美国主要机构投资者」（“Major U.S. Institutional Investor”）和「机构投资者」（“U.S. Institutional Investors”）。在向美国机构投资者分发研究报告时，Haitong International Securities (USA) Inc. (“HTI USA”) 将对报告的内容负责。任何收到本研究报告的美国投资者，希望根据本研究报告提供的信息进行任何证券或相关金融工具买卖的交易，只能通过 HTI USA。HTI USA 位于 340 Madison Avenue, 12th Floor, New York, NY 10173, 电话 (212) 351-6050。HTI USA 是在美国于 U.S. Securities and Exchange Commission (“SEC”) 注册的经纪商，也是 Financial Industry Regulatory Authority, Inc. (“FINRA”) 的成员。HTIUSA 不负责编写本研究报告，也不负责其中包含的分析。在任何情况下，收到本研究报告的任何美国投资者，不得直接与分析师直接联系，也不得通过 HSIPL, HTIRL 或 HTIJK 直接进行买卖证券或相关金融工具的交易。本研究报告中出现的 HSIPL, HTIRL 或 HTIJK 分析师没有注册或具备 FINRA 的研究分析师资格，因此可能不受 FINRA 第 2241 条规定的与目标公司的交流，公开露面

和分析师账户持有的交易证券等限制。投资本研究报告中讨论的任何非美国证券或相关金融工具（包括 ADR）可能存在一定风险。非美国发行的证券可能没有注册，或不受美国法规的约束。有关非美国证券或相关金融工具的信息可能有限制。外国公司可能不受审计和汇报的标准以及与美国境内生效相符的监管要求。本研究报告中以美元以外的其他货币计价的任何证券或相关金融工具的投资或收益的价值受汇率波动的影响，可能对该等证券或相关金融工具的价值或收入产生正面或负面影响。美国收件人的所有问询请联系：

Haitong International Securities (USA) Inc.
340 Madison Avenue, 12th Floor
New York, NY 10173
联系人电话：(212) 351 6050

DISTRIBUTION AND REGIONAL NOTICES

Except as otherwise indicated below, any Recipient wishing to discuss this research report or effect any transaction in any security discussed in HTI's research should contact the Haitong International salesperson in their own country or region.

Notice to Hong Kong investors: The research report is distributed by Haitong International Securities Company Limited ("HTISCL"), which is a licensed corporation to carry on Type 1 regulated activity (dealing in securities) in Hong Kong. This research report does not constitute a solicitation or an offer of securities or an invitation to the public within the meaning of the SFO. This research report is only to be circulated to "Professional Investors" as defined in the SFO. This research report has not been reviewed by the Securities and Futures Commission. You should not make investment decisions solely on the basis of the information contained in this research report. Recipients of this research report are to contact HTISCL salespersons in respect of any matters arising from, or in connection with, the research report.

Notice to U.S. investors: As described above, this research report was prepared by HTIRL, HSIPL or HTIJKK. Neither HTIRL, HSIPL, HTIJKK, nor any of the non U.S. HTISG affiliates is registered in the United States and, therefore, is not subject to U.S. rules regarding the preparation of research reports and the independence of research analysts. This research report is provided for distribution to "major U.S. institutional investors" and "U.S. institutional investors" in reliance on the exemption from registration provided by Rule 15a-6 of the U.S. Securities Exchange Act of 1934, as amended. When distributing research reports to "U.S. institutional investors," HTI USA will accept the responsibilities for the content of the reports. Any U.S. recipient of this research report wishing to effect any transaction to buy or sell securities or related financial instruments based on the information provided in this research report should do so only through Haitong International Securities (USA) Inc. ("HTI USA"), located at 340 Madison Avenue, 12th Floor, New York, NY 10173, USA; telephone (212) 351 6050. HTI USA is a broker-dealer registered in the U.S. with the U.S. Securities and Exchange Commission (the "SEC") and a member of the Financial Industry Regulatory Authority, Inc. ("FINRA"). HTI USA is not responsible for the preparation of this research report nor for the analysis contained therein. Under no circumstances should any U.S. recipient of this research report contact the analyst directly or effect any transaction to buy or sell securities or related financial instruments directly through HSIPL, HTIRL or HTIJKK. The HSIPL, HTIRL or HTIJKK analyst(s) whose name appears in this research report is not registered or qualified as a research analyst with FINRA and, therefore, may not be subject to FINRA Rule 2241 restrictions on communications with a subject company, public appearances and trading securities held by a research analyst account. Investing in any non-U.S. securities or related financial instruments (including ADRs) discussed in this research report may present certain risks. The securities of non-U.S. issuers may not be registered with, or be subject to U.S. regulations. Information on such non-U.S. securities or related financial instruments may be limited. Foreign companies may not be subject to audit and reporting standards and regulatory requirements comparable to those in effect within the U.S. The value of any investment or income from any securities or related financial instruments discussed in this research report denominated in a currency other than U.S. dollars is subject to exchange rate fluctuations that may have a positive or adverse effect on the value of or income from such securities or related financial instruments. All inquiries by U.S. recipients should be directed to:

Haitong International Securities (USA) Inc.
340 Madison Avenue, 12th Floor
New York, NY 10173
Attn: Sales Desk at (212) 351 6050

中华人民共和国的通知事项：在中华人民共和国（下称“中国”，就本报告目的而言，不包括香港特别行政区、澳门特别行政区和台湾）只有根据适用的中国法律法规而收到该材料的人员方可使用该材料。并且根据相关法律法规，该材料中的信息并不构成“在中国从事生产、经营活动”。本文件在中国并不构成相关证券的公共发售或认购。无论根据法律规定或其他任何规定，在取得中国政府所有的批准或许可之前，任何法人或自然人均不得直接或间接地购买本材料中的任何证券或任何实益权益。接收本文件的人员须遵守上述限制性规定。

加拿大投资者的通知事项：在任何情况下该等材料均不得被解释为在任何加拿大的司法管辖区内出售证券的要约或认购证券的要约邀请。本材料中所述证券在加拿大的任何要约或出售行为均只能在豁免向有关加拿大证券监管机构提交招股说明书的前提下由 Haitong International Securities (USA) Inc. ("HTI USA") 予以实施，该公司是一家根据 National Instrument 31-103 Registration Requirements, Exemptions and Ongoing Registrant Obligations ("NI 31-103") 的规定得到「国际交易商豁免」("International Dealer Exemption") 的交易商，位于艾伯塔省、不列颠哥伦比亚省、安大略省和魁北克省。在加拿大，该等材料在任何情况下均不得被解释为任何证券的招股说明书、发行备忘录、广告或公开发行。加拿大的任何证券委员会或类似的监管机构均未审查或以任何方式批准该等材料、其中所载的信息或所述证券的优点，任何与此相反的声明即属违法。在收到该等材料时，每个加拿大的收件人均将被视为属于 National Instrument 45-106 Prospectus Exemptions 第 1.1 节或者 Securities Act (Ontario) 第 73.3(1) 节所规定的「认可投资者」("Accredited Investor")，或者在适用情况下 National Instrument 31-103 第 1.1 节所规定的「许可投资者」("Permitted Investor")。

新加坡投资者的通知事项：本研究报告由 Haitong International Securities (Singapore) Pte Ltd ("HTISSPL") 于新加坡提供。HTISSPL 是符合《财务顾问法》2001 ("FAA") 定义的豁免财务顾问，可 (a) 提供关于证券、集体投资计划的部分，交易所衍生品合约和场外衍生品合约的建议 (b) 发行或公布有关证券、交易所衍生品合约和场外衍生品合约的研究分析或研究报告。本研究报告仅提供给符合《证券及期货法》2001 第 4A 条项下规定的机构投资者。对于因本研究报告而产生的或与之相关的任何问题，本研究报告的收件人应通过以下信息与 HTISSPL 联系：

Haitong International Securities (Singapore) Pte. Ltd
10 Collyer Quay, #19-01 - #19-05 Ocean Financial Centre, Singapore 049315
电话：(65) 6713 0473

日本投资者的通知事项: 本研究报告由海通国际证券有限公司所发布,旨在分发给从事投资管理的金融服务提供商或注册金融机构(根据日本金融机构和交易法(“FIEL”))第 61 (1) 条,第 17-11 (1) 条的执行及相关条款)。

英国及欧盟投资者的通知事项: 本报告由从事投资顾问的 Haitong International Securities Company Limited 所发布,本报告只面向有投资相关经验的专业客户发布。任何投资或与本报告相关的投资行为只面对此类专业客户。没有投资经验或相关投资经验的客户不得依赖本报告。Haitong International Securities Company Limited 的分支机构的净长期或短期金融权益可能超过本研究报告中提及的实体已发行股本总额的 0.5%。特别提醒有些英文报告有可能此前已经通过中文或其它语言完成发布。

澳大利亚投资者的通知事项: Haitong International Securities (Singapore) Pte Ltd, Haitong International Securities Company Limited 和 Haitong International Securities (UK) Limited 分别根据澳大利亚证券和投资委员会(以下简称“ASIC”)公司(废除及过度性)文书第 2016/396 号规章在澳大利亚分发本项研究,该等规章免除了根据 2001 年《公司法》在澳大利亚为批发客户提供金融服务时海通国际需持有澳大利亚金融服务许可的要求。ASIC 的规章副本可在以下网站获取: www.legislation.gov.au。海通国际提供的金融服务受外国法律法规规定的管制,该等法律与在澳大利亚所适用的法律存在差异。

印度投资者的通知事项: 本报告由从事证券交易、投资银行及证券分析及受 Securities and Exchange Board of India (“SEBI”) 监管的 Haitong Securities India Private Limited (“HTSIPL”) 所发布,包括制作及发布涵盖 BSE Limited (“BSE”) 和 National Stock Exchange of India Limited (“NSE”) (统称为「印度交易所」) 研究报告。

研究机构名称: Haitong Securities India Private Limited

SEBI 研究分析师注册号: INH000002590

地址: 1203A, Floor 12A, Tower 2A, One World Center

841 Senapati Bapat Marg, Elphinstone Road, Mumbai 400 013, India

CIN U74140MH2011FTC224070

电话: +91 22 43156800 传真: +91 22 24216327

合规和申诉办公室联系人: Prasanna Chandwaskar; 电话: +91 22 43156803; 电子邮箱: prasanna.chandwaskar@htisec.com

“请注意, SEBI 授予的注册和 NISM 的认证并不保证中介的表现或为投资者提供任何回报保证”。

本项研究仅供收件人使用,未经海通国际的书面同意不得予以复制和再次分发。

版权所有: 海通国际证券集团有限公司 2019 年。保留所有权利。

People's Republic of China (PRC): In the PRC, the research report is directed for the sole use of those who receive the research report in accordance with the applicable PRC laws and regulations. Further, the information on the research report does not constitute “production and business activities in the PRC” under relevant PRC laws. This research report does not constitute a public offer of the security, whether by sale or subscription, in the PRC. Further, no legal or natural persons of the PRC may directly or indirectly purchase any of the security or any beneficial interest therein without obtaining all prior PRC government approvals or licenses that are required, whether statutorily or otherwise. Persons who come into possession of this research are required to observe these restrictions.

Notice to Canadian Investors: Under no circumstances is this research report to be construed as an offer to sell securities or as a solicitation of an offer to buy securities in any jurisdiction of Canada. Any offer or sale of the securities described herein in Canada will be made only under an exemption from the requirements to file a prospectus with the relevant Canadian securities regulators and only by Haitong International Securities (USA) Inc., a dealer relying on the “international dealer exemption” under National Instrument 31-103 Registration Requirements, Exemptions and Ongoing Registrant Obligations (“NI 31-103”) in Alberta, British Columbia, Ontario and Quebec. This research report is not, and under no circumstances should be construed as, a prospectus, an offering memorandum, an advertisement or a public offering of any securities in Canada. No securities commission or similar regulatory authority in Canada has reviewed or in any way passed upon this research report, the information contained herein or the merits of the securities described herein and any representation to the contrary is an offence. Upon receipt of this research report, each Canadian recipient will be deemed to have represented that the investor is an “accredited investor” as such term is defined in section 1.1 of National Instrument 45-106 Prospectus Exemptions or, in Ontario, in section 73.3(1) of the Securities Act (Ontario), as applicable, and a “permitted client” as such term is defined in section 1.1 of NI 31-103, respectively.

Notice to Singapore investors: This research report is provided in Singapore by or through Haitong International Securities (Singapore) Pte Ltd (“HTISSPL”). HTISSPL is an Exempt Financial Adviser under the Financial Advisers Act 2001 (“FAA”) to (a) advise on securities, units in a collective investment scheme, exchange-traded derivatives contracts and over-the-counter derivatives contracts and (b) issue or promulgate research analyses or research reports on securities, exchange-traded derivatives contracts and over-the-counter derivatives contracts. This research report is only provided to institutional investors, within the meaning of Section 4A of the Securities and Futures Act 2001. Recipients of this research report are to contact HTISSPL via the details below in respect of any matters arising from, or in connection with, the research report:

Haitong International Securities (Singapore) Pte. Ltd.

10 Collyer Quay, #19-01 - #19-05 Ocean Financial Centre, Singapore 049315

Telephone: (65) 6713 0473

Notice to Japanese investors: This research report is distributed by Haitong International Securities Company Limited and intended to be distributed to Financial Services Providers or Registered Financial Institutions engaged in investment management (as defined in the Japan Financial Instruments and Exchange Act (“FIEL”) Art. 61(1), Order for Enforcement of FIEL Art. 17-11(1), and related articles).

Notice to UK and European Union investors: This research report is distributed by Haitong International Securities Company Limited. This research is directed at persons having professional experience in matters relating to investments. Any investment or investment activity to which this research relates is available only to such persons or will be engaged in only with such persons. Persons who do not have professional experience in matters relating to investments should not rely on this research. Haitong International Securities Company Limited’s affiliates may have a net

long or short financial interest in excess of 0.5% of the total issued share capital of the entities mentioned in this research report. Please be aware that any report in English may have been published previously in Chinese or another language.

Notice to Australian investors: The research report is distributed in Australia by Haitong International Securities (Singapore) Pte Ltd, Haitong International Securities Company Limited, and Haitong International Securities (UK) Limited in reliance on ASIC Corporations (Repeal and Transitional) Instrument 2016/396, which exempts those HTISG entities from the requirement to hold an Australian financial services license under the Corporations Act 2001 in respect of the financial services it provides to wholesale clients in Australia. A copy of the ASIC Class Orders may be obtained at the following website, www.legislation.gov.au. Financial services provided by Haitong International Securities (Singapore) Pte Ltd, Haitong International Securities Company Limited, and Haitong International Securities (UK) Limited are regulated under foreign laws and regulatory requirements, which are different from the laws applying in Australia.

Notice to Indian investors: The research report is distributed by Haitong Securities India Private Limited (“HSIPL”), an Indian company and a Securities and Exchange Board of India (“SEBI”) registered Stock Broker, Merchant Banker and Research Analyst that, inter alia, produces and distributes research reports covering listed entities on the BSE Limited (“BSE”) and the National Stock Exchange of India Limited (“NSE”) (collectively referred to as “Indian Exchanges”).

Name of the entity: Haitong Securities India Private Limited

SEBI Research Analyst Registration Number: INH000002590

Address : 1203A, Floor 12A, Tower 2A, One World Center

841 Senapati Bapat Marg, Elphinstone Road, Mumbai 400 013, India

CIN U74140MH2011FTC224070

Ph: +91 22 43156800 Fax:+91 22 24216327

Details of the Compliance Officer and Grievance Officer : Prasanna Chandwaskar : Ph: +91 22 43156803; Email id: prasanna.chandwaskar@htisec.com

“Please note that Registration granted by SEBI and Certification from NISM in no way guarantee performance of the intermediary or provide any assurance of returns to investors”.

This research report is intended for the recipients only and may not be reproduced or redistributed without the written consent of an authorized signatory of HTISG.

Copyright: Haitong International Securities Group Limited 2019. All rights reserved.

<http://equities.htisec.com/x/legal.html>
