

# 藏格矿业 Zangge Mining (000408 CH)

## 扣非后净利润同比下降 28.76%，参股铜矿发展第二成长曲线

## Recurring net profit - 28.76% YOY, participating in copper mines to develop the second growth curve.

观点聚焦 Investment Focus

### 维持优于大市 Maintain OUTPERFORM

评级	优于大市 OUTPERFORM
现价	Rmb33.54
目标价	Rmb39.16
HTI ESG	3.5-3.9-5.0
E-S-G: 0-5, (Please refer to the Appendix for ESG comments)	

市值	Rmb52.66bn / US\$7.17bn
日交易额 (3 个月均值)	US\$59.19mn
发行股票数目	1,570mn
自由流通股 (%)	44%
1 年股价最高最低值	Rmb37.31-Rmb21.93
注：现价 Rmb33.54 为 2025 年 04 月 10 日收盘价	



资料来源: Factset

	1mth	3mth	12mth
绝对值	1.5%	13.7%	7.4%
绝对值 (美元)	0.0%	13.4%	5.7%
相对 MSCI China	15.0%	5.2%	-10.3%

Rmb mn	Dec-24A	Dec-25E	Dec-26E	Dec-27E
Revenue	3,251	3,406	3,462	3,430
Revenue (+/-)	-38%	5%	2%	-1%
Net profit	2,580	3,006	4,455	5,322
Net profit (+/-)	-25%	16%	48%	19%
Diluted EPS (Rmb)	1.64	1.91	2.84	3.39
GPM	44.9%	49.8%	49.8%	49.8%
ROE	18.6%	20.3%	27.6%	29.0%
P/E	20	18	12	10

资料来源: 公司信息, HTI

(Please see APPENDIX 1 for English summary)

- **2024 年扣非后净利润同比下降 28.76%。**公司 2024 年实现收入 32.51 亿元，同比下降 37.79%，归母净利润 25.80 亿元，同比下降 24.56%，扣非后净利润 25.47 亿元，同比下降 28.76%。公司业绩下降主要由于氯化钾、碳酸锂价格下跌。2024Q4，公司营业收入 9.27 亿元，环比增长 64.98%，同比下降 10.55%，归母净利润 7.12 亿元，环比增长 24.71%，同比增长 57.76%，扣非后净利润 7.00 亿元，环比增长 23.10%，同比增长 11.84%。
- **回购+分红相结合，多举措回报投资者。**2024 年 3 月，公司对外发布关于制定“质量回报双提升”的行动方案，方案中明确公司将践行以投资者为本的理念，积极以多举措回报投资者。2024 年，公司通过开展股份回购与现金分红结合的方式；在股份回购方面，公司于 2024 年 8 月开展回购，截至 24 年年末，公司累计回购股份 568.85 万股，回购金额约 1.51 亿元（不含交易费用）。现金分红方面，2024 年公司实施了中期分红，现金分红总额约 4.08 亿元（含税）。综上，公司 2024 年回购——分红总金额约 5.59 亿元，占归母净利润比重为 21.68%。
- **分产品看：**1）氯化钾产品 24 年实现营业收入 22.10 亿元，同比下降 31.26%，毛利率下降 11.37pct 至 44.83%，根据公司投资者会议纪要，2 公司钾肥成本提升主要与绿色矿山建设方面加大资金投入，该部分成本支出不具有持续性，且剔除该部分费用，公司过去三年钾肥平均成本稳定在合理水平；24 年公司氯化钾销量 104.49 万吨，同比下降 19.21%。2）碳酸锂，2024 年实现营业收入 10.22 亿元，同比下降 48.40%，毛利率同比下降 35.07pct 至 45.44%，销量 1.36 万吨，同比增长 31.68%。
- **参股巨龙铜业，二期放量有望增厚未来业绩。**公司参股巨龙铜业并持有其 30.78% 股份，巨龙铜业主要产品为矿产铜。2024 年，公司收获巨龙铜矿贡献的投资收益 19.28 亿元，巨龙铜业贡献的投资收益占公司归母净利润比重达 74.72%。巨龙铜业（含巨龙铜矿及知不拉铜矿）保有资源量铜 2561 万吨、银 1.5 万吨、钼 165 万吨，是目前国内备案资源量最多的铜矿山。当前，巨龙铜矿正保质保量提速二期改扩建工程，预计 2025 年底建成投产，届时归属公司权益的矿产铜产量将达 9.2-10.8 万吨/年，三期投产后公司权益铜产能将升至 18 万吨/年。
- **盈利预测。**我们预计公司 2025-2027 年归母净利润为 30.06 亿元、44.55 亿元、53.22 亿元（原 2025-26 预测为 32.86、44.36 亿元）。由于公司参股铜矿业具有成长性，给予公司一定估值溢价，基于 2025 年 20.5 倍 PE（原为 2024 年 18.82x），目标价为 39.16 元（+18%），维持“优于大市”评级。
- **风险提示。**原材料及产品价格大幅波动、进度不及预期、下游需求不及预期、宏观经济下行。

孙小涵 Xiaohan Sun  
xh.sun@htisec.com

本研究报告由海通国际分销，海通国际是由海通国际研究有限公司，海通证券印度私人有限公司，海通国际株式会社和海通国际证券集团其他各成员单位的证券研究团队所组成的全球品牌，海通国际证券集团各成员分别在其许可的司法管辖区内从事证券活动。关于海通国际的分析师证明，重要披露声明和免责声明，请参阅附录。(Please see appendix for English translation of the disclaimer)

表1 可比上市公司估值比较

公司名称	股票代码	股价 (元)	EPS (元/股)			PE (倍)		
			2023	2024E	2025E	2023	2024E	2025E
000792.CH	盐湖股份	16.75	1.46	0.86	1.05	11.47	19.48	15.95
000893.CH	亚钾国际	24.21	1.33	0.80	1.37	18.20	30.26	17.67
平均						14.84	24.87	16.81

资料来源：Wind，海通国际，股价为 2025 年 4 月 10 日收盘价，每股收益均为 Wind 一致预期；盐湖股份 24EPS 为真实值

财务报表分析和预测

主要财务指标	2024	2025E	2026E	2027E	利润表（百万元）	2024	2025E	2026E	2027E
每股指标（元）					营业总收入	3251	3406	3462	3430
每股收益	1.64	1.91	2.84	3.39	营业成本	1791	1708	1738	1723
每股净资产	8.77	9.45	10.29	11.68	毛利率%	44.9%	49.8%	49.8%	49.8%
每股经营现金流	0.58	0.40	1.32	0.10	营业税金及附加	353	170	173	172
每股股利	0.26	1.20	2.00	2.00	营业税金率%	10.9%	5.0%	5.0%	5.0%
价值评估（倍）					营业费用	51	37	27	23
P/E	20.41	17.52	11.82	9.89	营业费用率%	1.6%	1.1%	0.8%	0.7%
P/B	3.82	3.55	3.26	2.87	管理费用	247	170	171	161
P/S	16.31	15.46	15.21	15.35	管理费用率%	7.6%	5.0%	4.9%	4.7%
EV/EBITDA	33.31	31.22	29.50	29.43	EBIT	832	1285	1336	1325
股息率%	0.8%	3.6%	6.0%	6.0%	财务费用	3	-8	0	-2
盈利能力指标（%）					财务费用率%	0.1%	-0.2%	0.0%	0.0%
毛利率	44.9%	49.8%	49.8%	49.8%	资产减值损失	-48	-27	-29	-47
净利率	79.4%	88.2%	128.7%	155.2%	投资收益	2070	2169	3809	4803
净资产收益率	18.6%	20.3%	27.6%	29.0%	营业利润	2855	3489	5132	6117
资产回报率	17.1%	19.0%	25.5%	27.6%	营业外收支	-147	-74	-69	-69
投资回报率	5.7%	7.6%	7.3%	6.4%	利润总额	2709	3415	5063	6048
盈利增长（%）					EBITDA	1290	1683	1739	1732
营业收入增长率	-37.8%	4.8%	1.6%	-0.9%	所得税	139	410	608	726
EBIT 增长率	-70.2%	54.3%	4.0%	-0.9%	有效所得税率%	5.1%	12.0%	12.0%	12.0%
净利润增长率	-24.6%	16.5%	48.2%	19.5%	少数股东损益	-11	0	0	0
偿债能力指标					归属母公司所有者净利润	2580	3006	4455	5322
资产负债率	8.2%	6.1%	7.5%	5.0%					
流动比率	2.54	3.27	2.74	6.10	资产负债表（百万元）	2024	2025E	2026E	2027E
速动比率	1.61	1.68	1.88	4.55	货币资金	888	160	1402	1732
现金比率	1.08	0.29	1.56	3.18	应收账款及应收票据	25	79	36	78
经营效率指标					存货	427	522	443	514
应收账款周转天数	2.38	5.50	6.00	6.00	其它流动资产	747	1023	582	998
存货周转天数	92.98	100.00	100.00	100.00	流动资产合计	2087	1784	2464	3322
总资产周转率	0.22	0.22	0.21	0.19	长期股权投资	6056	7450	8844	10238
固定资产周转率	1.21	1.44	1.70	2.04	固定资产	2532	2208	1865	1492
					在建工程	106	64	38	23
					无形资产	704	684	664	639
					非流动资产合计	12997	13994	14984	15953
现金流量表（百万元）	2024	2025E	2026E	2027E	资产总计	15083	15778	17449	19274
净利润	2580	3006	4455	5322	短期借款	20	20	20	20
少数股东损益	-11	0	0	0	应付票据及应付账款	431	91	440	87
非现金支出	506	398	423	436	预收账款	0	0	0	0
非经营收益	-2031	-2095	-3739	-4733	其它流动负债	372	434	441	437
营运资金变动	-125	-676	925	-866	流动负债合计	823	545	900	544
经营活动现金流	919	633	2065	159	长期借款	0	0	0	0
资产	-145	-103	-93	-96	其它长期负债	414	414	414	414
投资	-95	-1393	-1397	-1395	非流动负债合计	414	414	414	414
其他	209	2169	3809	4803	负债总计	1236	959	1314	958
投资活动现金流	-31	673	2318	3311	实收资本	1580	1570	1570	1570
债权募资	20	0	0	0	归属于母公司所有者权益	13865	14837	16152	18334
股权募资	0	-149	0	0	少数股东权益	-18	-18	-18	-18
其他	-1641	-1885	-3141	-3141	负债和所有者权益合计	15083	15778	17449	19274
融资活动现金流	-1621	-2034	-3141	-3141					
现金净流量	-733	-728	1242	330					

备注：（1）表中计算估值指标的收盘价日期为 04 月 10 日；（2）以上各表均为简表  
资料来源：公司年报（2024），海通国际

## APPENDIX 1

## Summary

**The recurring net profit in 2024 decreased by 28.76% year-on-year.** In 2024, the company achieved revenue of 3.251 billion yuan, a year-on-year decrease of 37.79%. The net profit attributable to the parent company was 2.580 billion yuan, a year-on-year decrease of 24.56%, and the net profit after deducting non-recurring gains and losses was 2.547 billion yuan, a year-on-year decrease of 28.76%. The decline in the company's performance was mainly due to the decrease in the prices of potassium chloride and lithium carbonate. In Q4 2024, the company's operating revenue was 927 million yuan, a quarter-on-quarter increase of 64.98% and a year-on-year decrease of 10.55%. The net profit attributable to the parent company was 712 million yuan, a quarter-on-quarter increase of 24.71% and a year-on-year increase of 57.76%. The net profit after deducting non-recurring gains and losses was 700 million yuan, a quarter-on-quarter increase of 23.10% and a year-on-year increase of 11.84%.

**Combining share repurchase and dividend distribution, multiple measures are taken to reward investors.** In March 2024, the company publicly released an action plan for formulating the "Double Improvement of Quality and Return", which clearly states that the company will practice the concept of putting investors first and actively reward investors with multiple measures. In 2024, the company adopted the method of combining share repurchase and cash dividend distribution. In terms of share repurchase, the company initiated the repurchase in August 2024. As of the end of 2024, the company had cumulatively repurchased 5,688,500 shares, with the repurchase amount being approximately 151 million yuan (excluding transaction fees). In terms of cash dividends, the company implemented an interim dividend distribution in 2024, with the total cash dividend amount being approximately 408 million yuan (including tax). In summary, the total amount of share repurchase and dividend distribution of the company in 2024 was approximately 559 million yuan, accounting for 21.68% of the net profit attributable to the parent company.

**By products:** 1) The potassium chloride product achieved an operating revenue of 2.210 billion yuan in 2024, a year-on-year decrease of 31.26%. The gross profit margin decreased by 11.37 percentage points to 44.83%. According to the minutes of the company's investor meeting, the main reason for the increase in the cost of the company's potash fertilizer is the increased capital investment in the construction of green mines. This part of the cost expenditure is not sustainable, and excluding this part of the expenses, the average cost of the company's potash fertilizer over the past three years has remained stable at a reasonable level. In 2024, the sales volume of the company's potassium chloride was 1.0449 million tons, a year-on-year decrease of 19.21%. 2) Lithium carbonate achieved an operating revenue of 1.022 billion yuan in 2024, a year-on-year decrease of 48.40%. The gross profit margin decreased by 35.07 percentage points year-on-year to 45.44%, and the sales volume was 13,600 tons, a year-on-year increase of 31.68%.

**Participating in Julong Copper Industry, the production expansion in the second phase is expected to boost future performance.** The company holds a 30.78% stake in Julong Copper Industry. The main product of Julong Copper Industry is mined copper. In 2024, the company received an investment income of 1.928 billion yuan contributed by Julong Copper Mine, and the investment income contributed by Julong Copper Industry accounted for 74.72% of the company's net profit attributable to the parent company. Julong Copper Industry (including Julong Copper Mine and Zhibula Copper Mine) has proven reserves of 25.61 million tons of copper, 15,000 tons of silver, and 1.65 million tons of molybdenum, making it the copper mine with the largest recorded reserves in China at present. Currently, Julong Copper Mine is accelerating the second-phase reconstruction and expansion project while ensuring quality and quantity. It is expected to be completed and put into operation by the end of 2025. By then, the output of mined copper attributable to the company's equity will reach 92,000 to 108,000 tons per year. After the third phase is put into production, the company's equity copper production capacity will increase to 180,000 tons per year.

**Earnings Forecast.** We expect the company's net profit attributable to the parent company in 2025-2027 to be 3.006 billion yuan, 4.455 billion yuan, and 5.322 billion yuan respectively. Since the company's participating stake in the copper mine business has growth potential, we assign a certain valuation premium to the company. We assign a P/E ratio of 20.5 times to the company in 2025, with a corresponding target price of 39.16 yuan, and maintain the "Outperform the Market" rating.

**Risk Tips.** There are significant fluctuations in the prices of raw materials and products, the progress fails to meet expectations, the downstream demand is lower than expected, and there is a downward trend in the macro economy.

## APPENDIX 2

### ESG Comments

#### Environmental:

公司始终坚持环境保护、节能减排措施的跟进与落实，积极响应“创新、协调、绿色、开放、共享”的发展理念，始终贯彻“持续开发盐湖资源、作绿色发展引领者”的企业使命，围绕公司经营目标，坚持“安全第一、预防为主、综合治理”的安全生产方针，“最大限度地避免和杜绝事故”的安全生产目标，“保护优先、预防为主、综合治理、公众参与、损害担责”的环境保护原则开展各项安全环保工作。面对国家环保要求不断提高的情形下，采用新技术、新工艺实现资源循环、综合利用，持续加大节能减排力度，促进企业与资源、环境的协调可持续发展。

#### Social:

公司立足新发展阶段、贯彻新发展理念、构建新发展格局，始终坚持“诚信经营，科学发展，优质高效，服务社会，为社会创造价值，实现公司、股东和员工利益最大化”的经营宗旨，砥砺奋进、攻坚克难，立足盐湖资源，走综合开发合理利用，固基做强的科学发展之路，自觉地承担对内和对外的社会责任，展现藏格矿业高度的社会责任感，在担当履责方面更是一个脚印。公司在把企业做大做强的同时，坚持“企业即人、企业靠人、企业为人”的人文理念，视员工为家人，多渠道、多方式保障职工利益。为改善一线职工生活环境，公司投资逾 15 万元为职工宿舍安装宽带；“三八”妇女节期间为女职工发放购物卡；公司出资之外工会支付 57 万余元为员工安排了健康体检；公司党委利用春节、七一等节日对困难党员、职工进行走访慰问并给予资金补助；春节期间对湖区一线值守职工送去节日问候与礼品；看望生病、工伤职工；为退休职工发放纪念品等。

#### Governance:

公司坚持走“规范治理、科学发展、创造效益、回报股东”之路，坚持党建引领，抓好党的建设；持续修订规章制度，加强内控制度建设；完成换届选举，组建新一届董事会和经营管理团队；初步搭建 ESG 治理体系，开启 ESG 管理提升的实践；完善信息化管理系统，为经营管理转型升级赋能；升级人力资源体系，广纳英才，激发活力；积极探索提升信息披露有效性的路径，与投资者高效、务实沟通，助力公司高质量发展。



## 附录 APPENDIX

### 重要信息披露

本研究报告由海通国际分销，海通国际是由海通国际研究有限公司(HTIRL)，Haitong Securities India Private Limited (HSIPL)，Haitong International Japan K.K. (HTIJKK)和海通国际证券有限公司(HTISCL)的证券研究团队所组成的全球品牌，海通国际证券集团(HTISG)各成员分别在其许可的司法管辖区内从事证券活动。

### IMPORTANT DISCLOSURES

This research report is distributed by Haitong International, a global brand name for the equity research teams of Haitong International Research Limited ("HTIRL"), Haitong Securities India Private Limited ("HSIPL"), Haitong International Japan K.K. ("HTIJKK"), Haitong International Securities Company Limited ("HTISCL"), and any other members within the Haitong International Securities Group of Companies ("HTISG"), each authorized to engage in securities activities in its respective jurisdiction.

### HTIRL 分析师认证 Analyst Certification:

我，孙小涵，在此保证 (i) 本研究报告中的意见准确反映了我们对本研究中提及的任何或所有目标公司或上市公司的个人观点，并且 (ii) 我的报酬中没有任何部分与本研究报告中表达的具体建议或观点直接或间接相关；及就此报告中所讨论目标公司的证券，我们（包括我们的家属）在其中均不持有任何财务利益。我和我的家属（我已经告知他们）将不会在本研究报告发布后的3个工作日内交易此研究报告所讨论目标公司的证券。I, Xiaohan Sun, certify that (i) the views expressed in this research report accurately reflect my personal views about any or all of the subject companies or issuers referred to in this research and (ii) no part of my compensation was, is or will be directly or indirectly related to the specific recommendations or views expressed in this research report; and that I (including members of my household) have no financial interest in the security or securities of the subject companies discussed. I and my household, whom I have already notified of this, will not deal in or trade any securities in respect of the issuer that I review within 3 business days after the research report is published.

### 利益冲突披露 Conflict of Interest Disclosures

海通国际及其某些关联公司可从事投资银行业务和/或对本研究中的特定股票或公司进行做市或持有自营头寸。就本研究报告而言，以下是有关该等关系的披露事项（以下披露不能保证及时无遗漏，如需了解及时全面信息，请发邮件至 ERD-Disclosure@htisec.com）

HTI and some of its affiliates may engage in investment banking and / or serve as a market maker or hold proprietary trading positions of certain stocks or companies in this research report. As far as this research report is concerned, the following are the disclosure matters related to such relationship (As the following disclosure does not ensure timeliness and completeness, please send an email to ERD-Disclosure@htisec.com if timely and comprehensive information is needed).

No Disclosure

### 评级定义（从 2020 年 7 月 1 日开始执行）:

海通国际（以下简称“HTI”）采用相对评级系统来为投资者推荐我们覆盖的公司：优于大市、中性或弱于大市。投资者应仔细阅读 HTI 的评级定义。并且 HTI 发布分析师观点的完整信息，投资者应仔细阅读全文而非仅看评级。在任何情况下，分析师的评级和研究都不能作为投资建议。投资者的买卖股票的决策应基于各自情况（比如投资者的现有持仓）以及其他因素。

### 分析师股票评级

**优于大市**，未来 12-18 个月内预期相对基准指数涨幅在 10%以上，基准定义如下

**中性**，未来 12-18 个月内预期相对基准指数变化不大，基准定义如下。根据 FINRA/NYSE 的评级分布规则，我们会将中性评级划入持有这一类别。

**弱于大市**，未来 12-18 个月内预期相对基准指数跌幅在 10%以上，基准定义如下

各地股票基准指数：日本 – TOPIX, 韩国 – KOSPI, 台湾 – TAIEX, 印度 – Nifty100, 美国 – SP500; 其他所有中国概念股 – MSCI China.

### Ratings Definitions (from 1 Jul 2020):

Haitong International uses a relative rating system using Outperform, Neutral, or Underperform for recommending the stocks we cover to investors. Investors should carefully read the definitions of all ratings used in Haitong International Research. In addition, since Haitong International Research contains more complete information concerning the analyst's views, investors should carefully read Haitong International Research, in its entirety, and not infer the contents from the rating alone. In any case, ratings (or research) should not be used or relied upon as investment advice. An investor's decision to buy or sell a stock should depend on individual circumstances (such as the investor's existing holdings) and other considerations.

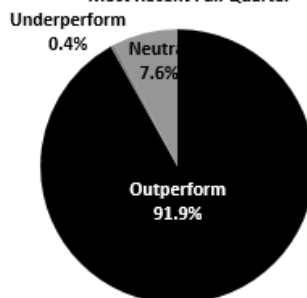
### Analyst Stock Ratings

**Outperform:** The stock's total return over the next 12-18 months is

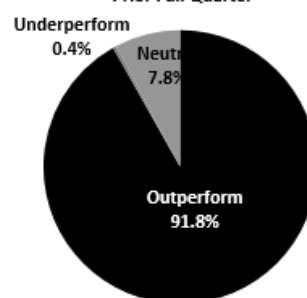
### 评级分布 Rating Distribution

#### Ratings Distribution

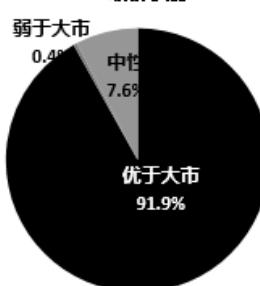
Most Recent Full Quarter



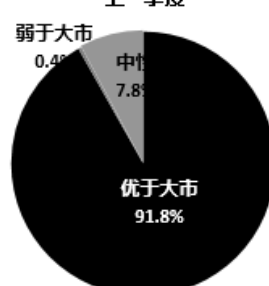
Prior Full Quarter



最新季度



上一季度



expected to exceed the return of its relevant broad market benchmark, as indicated below.

**Neutral:** The stock's total return over the next 12-18 months is expected to be in line with the return of its relevant broad market benchmark, as indicated below. For purposes only of FINRA/NYSE ratings distribution rules, our Neutral rating falls into a hold rating category.

**Underperform:** The stock's total return over the next 12-18 months is expected to be below the return of its relevant broad market benchmark, as indicated below.

**Benchmarks for each stock's listed region are as follows: Japan – TOPIX, Korea – KOSPI, Taiwan – TAIEX, India – Nifty100, US – SP500; for all other China-concept stocks – MSCI China.**

#### 截至 2024 年 12 月 31 日海通国际股票研究评级分布

	优于大市	中性 (持有)	弱于大市
海通国际股票研究覆盖率	91.9%	7.6%	0.4%
投资银行客户*	2.1%	2.2%	0.0%

\*在每个评级类别里投资银行客户所占的百分比。

上述分布中的买入、中性和卖出分别对应我们当前优于大市、中性和落后大市评级。

只有根据 FINRA/NYSE 的评级分布规则，我们才将中性评级划入持有这一类别。请注意在上表中不包含非评级的股票。

#### 此前的评级系统定义（直至 2020 年 6 月 30 日）：

买入，未来 12-18 个月内预期相对基准指数涨幅在 10%以上，基准定义如下

中性，未来 12-18 个月内预期相对基准指数变化不大，基准定义如下。根据 FINRA/NYSE 的评级分布规则，我们会将中性评级划入持有这一类别。

卖出，未来 12-18 个月内预期相对基准指数跌幅在 10%以上，基准定义如下

各地股票基准指数：日本 – TOPIX, 韩国 – KOSPI, 台湾 – TAIEX, 印度 – Nifty100; 其他所有中国概念股 – MSCI China.

#### Haitong International Equity Research Ratings Distribution, as of December 31, 2024

	Outperform	Neutral (hold)	Underperform
HTI Equity Research Coverage	91.9%	7.6%	0.4%
IB clients*	2.1%	2.2%	0.0%

\*Percentage of investment banking clients in each rating category.

BUY, Neutral, and SELL in the above distribution correspond to our current ratings of Outperform, Neutral, and Underperform.

For purposes only of FINRA/NYSE ratings distribution rules, our Neutral rating falls into a hold rating category. Please note that stocks with an NR designation are not included in the table above.

#### Previous rating system definitions (until 30 Jun 2020):

**BUY:** The stock's total return over the next 12-18 months is expected to exceed the return of its relevant broad market benchmark, as indicated below.

**NEUTRAL:** The stock's total return over the next 12-18 months is expected to be in line with the return of its relevant broad market benchmark, as indicated below. For purposes only of FINRA/NYSE ratings distribution rules, our Neutral rating falls into a hold rating category.

**SELL:** The stock's total return over the next 12-18 months is expected to be below the return of its relevant broad market benchmark, as indicated below.

**Benchmarks for each stock's listed region are as follows: Japan – TOPIX, Korea – KOSPI, Taiwan – TAIEX, India – Nifty100; for all other China-concept stocks – MSCI China.**

**海通国际非评级研究：**海通国际发布计量、筛选或短篇报告，并在报告中根据估值和其他指标对股票进行排名，或者基于可能的估值倍数提出建议价格。这种排名或建议价格并非为了进行股票评级、提出目标价格或进行基本面估值，而仅供参考使用。

**Haitong International Non-Rated Research:** Haitong International publishes quantitative, screening or short reports which may rank stocks according to valuation and other metrics or may suggest prices based on possible valuation multiples. Such rankings or suggested prices do not purport to be stock ratings or target prices or fundamental values and are for information only.

**海通国际 A 股覆盖：**海通国际可能会就沪港通及深港通的中国 A 股进行覆盖及评级。国泰海通证券（601211.CH），海通国际于上海的母公司，也会于中国发布中国 A 股的研究报告。但是，海通国际使用与国泰海通证券不同的评级系统，所以海通国际与国泰海通证券的中国 A 股评级可能有所不同。

**Haitong International Coverage of A-Shares:** Haitong International may cover and rate A-Shares that are subject to the Hong Kong Stock Connect scheme with Shanghai and Shenzhen. GUOTAI HAITONG SECURITIES (HS; 601211 CH), the ultimate parent company of HTISG based in Shanghai, covers and publishes research on these same A-Shares for distribution in mainland China. However, the rating system employed by HS differs from that used by HTI and as a result there may be a difference in the HTI and HS ratings for the same A-share stocks.

**海通国际优质 100 A 股（Q100）指数：**海通国际 Q100 指数是一个包括 100 支由国泰海通证券覆盖的优质中国 A 股的计量产品。这些股票是通过基于质量的筛选过程，并结合对国泰海通证券 A 股团队自下而上的研究。海通国际每季对 Q100 指数成分作出复审。

**Haitong International Quality 100 A-share (Q100) Index:** HTI's Q100 Index is a quant product that consists of 100 of the highest-quality A-shares under coverage at HS in Shanghai. These stocks are carefully selected through a quality-based screening process in combination with a review of the HS A-share team's bottom-up research. The Q100 constituent companies are reviewed quarterly.

**盟浪义利 (FIN-ESG) 数据通免责声明条款:** 在使用盟浪义利 (FIN-ESG) 数据之前, 请务必仔细阅读本条款并同意本声明:

第一条 义利 (FIN-ESG) 数据系由盟浪可持续数字科技有限责任公司 (以下简称“本公司”) 基于合法取得的公开信息评估而成, 本公司对信息的准确性及完整性不作任何保证。对公司的评估结果仅供参考, 并不构成对任何个人或机构投资建议, 也不能作为任何个人或机构购买、出售或持有相关金融产品的依据。本公司不对任何个人或机构投资者因使用本数据表述的评估结果造成的任何直接或间接损失负责。

第二条 盟浪并不因收到此评估数据而将收件人视为客户, 收件人使用此数据时应根据自身实际情况作出自我独立判断。本数据所载内容反映的是盟浪在最初发布本数据日期当日的判断, 盟浪有权在不发出通知的情况下更新、修订与发出其他与本数据所载内容不一致或有不同结论的数据。除非另行说明, 本数据 (如财务业绩数据等) 仅代表过往表现, 过往的业绩表现不作为日后回报的预测。

第三条 本数据版权归本公司所有, 本公司依法保留各项权利。未经本公司事先书面许可授权, 任何个人或机构不得将本数据中的评估结果用于任何营利性目的, 不得对本数据进行修改、复制、编译、汇编、再次编辑、改编、删减、缩写、节选、发行、出租、展览、表演、放映、广播、信息网络传播、摄制、增加图标及说明等, 否则因此给盟浪或其他第三方造成损失的, 由用户承担相应的赔偿责任, 盟浪不承担责任。

第四条 如本免责声明未约定, 而盟浪网站平台载明的其他协议内容 (如《盟浪网站用户注册协议》《盟浪网用户服务 (含认证) 协议》《盟浪网隐私政策》等) 有约定的, 则按其他协议的约定执行; 若本免责声明与其他协议约定存在冲突或不一致的, 则以本免责声明约定为准。

**SusallWave FIN-ESG Data Service Disclaimer:** Please read these terms and conditions below carefully and confirm your agreement and acceptance with these terms before using SusallWave FIN-ESG Data Service.

1. FIN-ESG Data is produced by SusallWave Digital Technology Co., Ltd. (In short, SusallWave)'s assessment based on legal publicly accessible information. SusallWave shall not be responsible for any accuracy and completeness of the information. The assessment result is for reference only. It is not for any investment advice for any individual or institution and not for basis of purchasing, selling or holding any relative financial products. We will not be liable for any direct or indirect loss of any individual or institution as a result of using SusallWave FIN-ESG Data.

2. SusallWave do not consider recipients as customers for receiving these data. When using the data, recipients shall make your own independent judgment according to your practical individual status. The contents of the data reflect the judgment of us only on the release day. We have right to update and amend the data and release other data that contains inconsistent contents or different conclusions without notification. Unless expressly stated, the data (e.g., financial performance data) represents past performance only and the past performance cannot be viewed as the prediction of future return.

3. The copyright of this data belongs to SusallWave, and we reserve all rights in accordance with the law. Without the prior written permission of our company, none of individual or institution can use these data for any profitable purpose. Besides, none of individual or institution can take actions such as amendment, replication, translation, compilation, re-editing, adaption, deletion, abbreviation, excerpts, issuance, rent, exhibition, performance, projection, broadcast, information network transmission, shooting, adding icons and instructions. If any loss of SusallWave or any third-party is caused by those actions, users shall bear the corresponding compensation liability. SusallWave shall not be responsible for any loss.

4. If any term is not contained in this disclaimer but written in other agreements on our website (e.g. *User Registration Protocol of SusallWave Website*, *User Service (including authentication) Agreement of SusallWave Website*, *Privacy Policy of Susallwave Website*), it should be executed according to other agreements. If there is any difference between this disclaimer and other agreements, this disclaimer shall be applied.

## 重要免责声明:

**非印度证券的研究报告:** 本报告由海通国际证券集团有限公司 (“HTISGL”) 的全资附属公司海通国际研究有限公司 (“HTIRL”) 发行, 该公司是根据香港证券及期货条例 (第 571 章) 持有第 4 类受规管活动 (就证券提供意见) 的持牌法团。该研究报告在 HTISGL 的全资附属公司 Haitong International (Japan) K.K. (“HTIUJK”) 的协助下发行, HTIUJK 是由日本关东财务局监管为投资顾问。

**印度证券的研究报告:** 本报告由从事证券交易、投资银行及证券分析及受 Securities and Exchange Board of India (“SEBI”) 监管的 Haitong Securities India Private Limited (“HTSIPL”) 所发行, 包括制作及发布涵盖 BSE Limited (“BSE”) 和 National Stock Exchange of India Limited (“NSE”) 上市公司 (统称为「印度交易所」) 的研究报告。HTSIPL 于 2016 年 12 月 22 日被收购并成为海通国际证券集团有限公司 (“HTISG”) 的一部分。

所有研究报告均以海通国际为名作为全球品牌, 经许可由海通国际证券股份有限公司及/或海通国际证券集团的其他成员在其司法管辖区发布。

本文件所载信息和观点已被编译或源自可靠来源, 但 HTIRL、HTISCL 或任何其他属于海通国际证券集团有限公司 (“HTISG”) 的成员对其准确性、完整性和正确性不做任何明示或暗示的声明或保证。本文件中所有观点均截至本报告日期, 如有更改, 恕不另行通知。本文件仅供参考使用。文件中提及的任何公司或其股票的说明并非意图展示完整的内容, 本文件并非/不应被解释为对证券买卖的明示或暗示地出价或征价。在某些司法管辖区, 本文件中提及的证券可能无法进行买卖。如果投资产品以投资者本国货币以外的币种进行计价, 则汇率变化可能会对投资产生不利影响。过去的表现并不一定代表将来的结果。某些特定交易, 包括设计金融衍生工具的, 有产生重大风险的可能性, 因此并不适合所有的投资者。您还应认识到本文件中的建议并非为您量身定制。分析师并未考虑到您自身的财务情况, 如您的财务状况和风险偏好。因此您必须自行分析并在适用的情况下咨询自己的法律、税收、会计、金融和其他方面的专业顾问, 以期在投资之前评估该项建议是否适合于您。若由于使用本文件所载的材料而产生任何直接或间接的损失, HTISG 及其董事、雇员或代理人对此均不承担任何责任。

除对本文内容承担责任的分析师除外, HTISG 及我们的关联公司、高级管理人员、董事和雇员, 均可不时作为主事人就本文件所述的任何证券或衍生品持有长仓或短仓以及进行买卖。HTISG 的销售员、交易员和其他专业人士均可向 HTISG 的相关客户和公司提供与本文件所述意见相反的口头或书面市场评论意见或交易策略。HTISG 可做出与本文件所述建议或意见不一致的投资决策。但 HTIRL 没有义务来确保本文件的收件人了解到该等交易决定、思路或建议。

请访问海通国际网站 [www.equities.htisec.com](http://www.equities.htisec.com), 查阅更多有关海通国际为预防和避免利益冲突设立的组织和行政安排的内容信息。



**非美国分析师披露信息：** 本项研究首页上列明的海通国际分析师并未在 FINRA 进行注册或者取得相应的资格，并且不受美国 FINRA 有关与本项研究目标公司进行沟通、公开露面和自营证券交易的第 2241 条规则之限制。

#### IMPORTANT DISCLAIMER

**For research reports on non-Indian securities:** The research report is issued by Haitong International Research Limited (“HTIRL”), a wholly owned subsidiary of Haitong International Securities Group Limited (“HTISGL”) and a licensed corporation to carry on Type 4 regulated activity (advising on securities) for the purpose of the Securities and Futures Ordinance (Cap. 571) of Hong Kong, with the assistance of Haitong International (Japan) K.K. (“HTIJKK”), a wholly owned subsidiary of HTISGL and which is regulated as an Investment Adviser by the Kanto Finance Bureau of Japan.

**For research reports on Indian securities:** The research report is issued by Haitong Securities India Private Limited (“HSIPL”), an Indian company and a Securities and Exchange Board of India (“SEBI”) registered Stock Broker, Merchant Banker and Research Analyst that, inter alia, produces and distributes research reports covering listed entities on the BSE Limited (“BSE”) and the National Stock Exchange of India Limited (“NSE”) (collectively referred to as “Indian Exchanges”). HSIPL was acquired and became part of the Haitong International Securities Group of Companies (“HTISG”) on 22 December 2016.

All the research reports are globally branded under the name Haitong International and approved for distribution by Haitong International Securities Company Limited (“HTISCL”) and/or any other members within HTISG in their respective jurisdictions.

The information and opinions contained in this research report have been compiled or arrived at from sources believed to be reliable and in good faith but no representation or warranty, express or implied, is made by HTIRL, HTISCL, HSIPL, HTIJKK or any other members within HTISG from which this research report may be received, as to their accuracy, completeness or correctness. All opinions expressed herein are as of the date of this research report and are subject to change without notice. This research report is for information purpose only. Descriptions of any companies or their securities mentioned herein are not intended to be complete and this research report is not, and should not be construed expressly or impliedly as, an offer to buy or sell securities. The securities referred to in this research report may not be eligible for purchase or sale in some jurisdictions. If an investment product is denominated in a currency other than an investor's home currency, a change in exchange rates may adversely affect the investment. Past performance is not necessarily indicative of future results. Certain transactions, including those involving derivatives, give rise to substantial risk and are not suitable for all investors. You should also bear in mind that recommendations in this research report are not tailor-made for you. The analyst has not taken into account your unique financial circumstances, such as your financial situation and risk appetite. You must, therefore, analyze and should, where applicable, consult your own legal, tax, accounting, financial and other professional advisers to evaluate whether the recommendations suits you before investment. Neither HTISG nor any of its directors, employees or agents accepts any liability whatsoever for any direct or consequential loss arising from any use of the materials contained in this research report.

HTISG and our affiliates, officers, directors, and employees, excluding the analysts responsible for the content of this document, will from time to time have long or short positions in, act as principal in, and buy or sell, the securities or derivatives, if any, referred to in this research report. Sales, traders, and other professionals of HTISG may provide oral or written market commentary or trading strategies to the relevant clients and the companies within HTISG that reflect opinions that are contrary to the opinions expressed in this research report. HTISG may make investment decisions that are inconsistent with the recommendations or views expressed in this research report. HTI is under no obligation to ensure that such other trading decisions, ideas or recommendations are brought to the attention of any recipient of this research report.

Please refer to HTI's website [www.equities.htisec.com](http://www.equities.htisec.com) for further information on HTI's organizational and administrative arrangements set up for the prevention and avoidance of conflicts of interest with respect to Research.

**Non U.S. Analyst Disclosure:** The HTI analyst(s) listed on the cover of this Research is (are) not registered or qualified as a research analyst with FINRA and are not subject to U.S. FINRA Rule 2241 restrictions on communications with companies that are the subject of the Research; public appearances; and trading securities by a research analyst.

#### 分发和地区通知：

除非下文另有规定，否则任何希望讨论本报告或者就本项研究中讨论的任何证券进行任何交易的收件人均应联系其所在国家或地区的海通国际销售人员。

**香港投资者的通知事项：** 海通国际证券股份有限公司(“HTISCL”)负责分发该研究报告，HTISCL 是在香港有权实施第 1 类受规管活动（从事证券交易）的持牌公司。该研究报告并不构成《证券及期货条例》（香港法例第 571 章）（以下简称“SFO”）所界定的要约邀请，证券要约或公众要约。本研究报告仅提供给 SFO 所界定的“专业投资者”。本研究报告未经过证券及期货事务监察委员会的审查。您不应仅根据本研究报告中所载的信息做出投资决定。本研究报告的收件人就研究报告中产生或与之相关的任何事宜请联系 HTISCL 销售人员。

**美国投资者的通知事项：** 本研究报告由 HTIRL, HSIPL 或 HTIJKK 编写。HTIRL, HSIPL, HTIJKK 以及任何非 HTISG 美国联营公司，均未在美国注册，因此不受美国关于研究报告编制和研究分析人员独立性规定的约束。本研究报告提供给依照 1934 年“美国证券交易法”第 15a-6 条规定的豁免注册的「美国主要机构投资者」（“Major U.S. Institutional Investor”）和「机构投资者」（“U.S. Institutional Investors”）。在向美国机构投资者分发研究报告时，Haitong International Securities (USA) Inc.（“HTI USA”）将对报告的内容负责。任何收到本研究报告的美国投资者，希望根据本研究报告提供的信息进行任何证券或相关金融工具买卖的交易，只能通过 HTI USA。HTI USA 位于 1460 Broadway, Suite 11017, New York, NY 10036 USA，电话+1 212-351-6052。HTI USA 是在美国于 U.S. Securities and Exchange Commission（“SEC”）注册的经纪商，也是 Financial Industry Regulatory Authority, Inc.（“FINRA”）的成员。HTIUSA 不负责编写本研究报告，也不负责其中包含的分析。在任何情况下，收到本研究报告的任何美国投资者，不得直接与分析师直接联系，也不得通过 HSIPL, HTIRL 或 HTIJKK 直接进行买卖证券或相关金融工具的交易。本研究报告中出现的 HSIPL, HTIRL 或 HTIJKK 分析师没有注册或具备 FINRA 的研究分析师资格，因此可能不受 FINRA 第 2241 条规定的与目标公司的交流，公开露面和分析师账户持有的交易证券等限制。投资本研究报告中讨论的任何非美国证券或相关金融工具（包括 ADR）可能存在一定风险。非美国发行的证券可能没有注册，或不受美国法规的约束。有关非美国证券或相关金融工具的信息可能有限制。外国公司可能不受审计和汇报的标准以及与美国境内生效相符的监管要求。本研究报告中以美元以外的其他货币计价的任何证券或相关金融工具的投资或收益的价值受汇率波动的影响，可能对该等证券或相关金融工具的价值或收入产生正面或负面影响。美国收件人的所有问询请联系：

Haitong International Securities (USA) Inc.

1460 Broadway, Suite 11017

New York, NY 10036

联系人电话：+1 212-351-6052

## DISTRIBUTION AND REGIONAL NOTICES

Except as otherwise indicated below, any Recipient wishing to discuss this research report or effect any transaction in any security discussed in HTI's research should contact the Haitong International salesperson in their own country or region.

**Notice to Hong Kong investors:** The research report is distributed by Haitong International Securities Company Limited ("HTISCL"), which is a licensed corporation to carry on Type 1 regulated activity (dealing in securities) in Hong Kong. This research report does not constitute a solicitation or an offer of securities or an invitation to the public within the meaning of the SFO. This research report is only to be circulated to "Professional Investors" as defined in the SFO. This research report has not been reviewed by the Securities and Futures Commission. You should not make investment decisions solely on the basis of the information contained in this research report. Recipients of this research report are to contact HTISCL salespersons in respect of any matters arising from, or in connection with, the research report.

**Notice to U.S. investors:** As described above, this research report was prepared by HTIRL, HSIPL or HTIJKK. Neither HTIRL, HSIPL, HTIJKK, nor any of the non U.S. HTISG affiliates is registered in the United States and, therefore, is not subject to U.S. rules regarding the preparation of research reports and the independence of research analysts. This research report is provided for distribution to "major U.S. institutional investors" and "U.S. institutional investors" in reliance on the exemption from registration provided by Rule 15a-6 of the U.S. Securities Exchange Act of 1934, as amended. When distributing research reports to "U.S. institutional investors," HTI USA will accept the responsibilities for the content of the reports. Any U.S. recipient of this research report wishing to effect any transaction to buy or sell securities or related financial instruments based on the information provided in this research report should do so only through Haitong International Securities (USA) Inc. ("HTI USA"), located at 1460 Broadway, Suite 11017, New York, NY 10036, USA; telephone +1 212-351-6052. HTI USA is a broker-dealer registered in the U.S. with the U.S. Securities and Exchange Commission (the "SEC") and a member of the Financial Industry Regulatory Authority, Inc. ("FINRA"). HTI USA is not responsible for the preparation of this research report nor for the analysis contained therein. Under no circumstances should any U.S. recipient of this research report contact the analyst directly or effect any transaction to buy or sell securities or related financial instruments directly through HSIPL, HTIRL or HTIJKK. The HSIPL, HTIRL or HTIJKK analyst(s) whose name appears in this research report is not registered or qualified as a research analyst with FINRA and, therefore, may not be subject to FINRA Rule 2241 restrictions on communications with a subject company, public appearances and trading securities held by a research analyst account. Investing in any non-U.S. securities or related financial instruments (including ADRs) discussed in this research report may present certain risks. The securities of non-U.S. issuers may not be registered with, or be subject to U.S. regulations. Information on such non-U.S. securities or related financial instruments may be limited. Foreign companies may not be subject to audit and reporting standards and regulatory requirements comparable to those in effect within the U.S. The value of any investment or income from any securities or related financial instruments discussed in this research report denominated in a currency other than U.S. dollars is subject to exchange rate fluctuations that may have a positive or adverse effect on the value of or income from such securities or related financial instruments. All inquiries by U.S. recipients should be directed to:

Haitong International Securities (USA) Inc.

1460 Broadway, Suite 11017

New York, NY 10036

Attn: Sales Desk at +1 212-351-6052

**中华人民共和国的通知事项:** 在中华人民共和国（下称“中国”，就本报告目的而言，不包括香港特别行政区、澳门特别行政区和台湾）只有根据适用的中国法律法规而收到该材料的人员方可使用该材料。并且根据相关法律法规，该材料中的信息并不构成“在中国从事生产、经营活动”。本文件在中国并不构成相关证券的公共发售或认购。无论根据法律规定或其他任何规定，在取得中国政府所有的批准或许可之前，任何法人或自然人均不得直接或间接地购买本材料中的任何证券或任何权益权益。接收本文件的人员须遵守上述限制性规定。

**加拿大投资者的通知事项:** 在任何情况下该等材料均不得被解释为在任何加拿大的司法管辖区内出售证券的要约或认购证券的要约邀请。本材料中所述证券在加拿大的任何要约或出售行为均只能在豁免向有关加拿大证券监管机构提交招股说明书的前提下由 Haitong International Securities (USA) Inc. ("HTI USA") 予以实施，该公司是一家根据 National Instrument 31-103 Registration Requirements, Exemptions and Ongoing Registrant Obligations ("NI 31-103") 的规定得到「国际交易商豁免」("International Dealer Exemption") 的交易商，位于艾伯塔省、不列颠哥伦比亚省、安大略省和魁北克省。在加拿大，该等材料在任何情况下均不得被解释为任何证券的招股说明书、发行备忘录、广告或公开发行。加拿大的任何证券委员会或类似的监管机构均未审查或以任何方式批准该等材料、其中所载的信息或所述证券的优点，任何与此相反的声明即属违法。在收到该等材料时，每个加拿大的收件人均将被视为属于 National Instrument 45-106 Prospectus Exemptions 第 1.1 节或者 Securities Act (Ontario) 第 73.3(1) 节所规定的「认可投资者」("Accredited Investor")，或者在适用情况下 National Instrument 31-103 第 1.1 节所规定的「许可投资者」("Permitted Investor")。

**新加坡投资者的通知事项:** 本研究报告由 Haitong International Securities (Singapore) Pte Ltd ("HTISSPL") 于新加坡提供。HTISSPL 是符合《财务顾问法》2001 ("FAA") 定义的豁免财务顾问，可 (a) 提供关于证券，集体投资计划的部分，交易所衍生品合约和场外衍生品合约的建议 (b) 发行或公布有关证券、交易所衍生品合约和场外衍生品合约的研究分析或研究报告。本研究报告仅提供给符合《证券及期货法》2001 第 4A 条项下规定的机构投资者。对于因本研究报告而产生的或与之相关的任何问题，本研究报告的收件人应通过以下信息与 HTISSPL 联系：

Haitong International Securities (Singapore) Pte. Ltd

10 Collyer Quay, #19-01 - #19-05 Ocean Financial Centre, Singapore 049315

电话: (65) 6713 0473

**日本投资者的通知事项:** 本研究报告由海通国际证券有限公司所发布，旨在分发给从事投资管理的金融服务提供商或注册金融机构（根据日本金融机构和交易法（“FIEL”））第 61（1）条，第 17-11（1）条的执行及相关条款）。

**英国及欧盟投资者的通知事项:** 本报告由从事投资顾问的 Haitong International Securities Company Limited 所发布，本报告只面向有投资相关经验的专业客户发布。任何投资或与本报告相关的投资行为只面对此类专业客户。没有投资经验或相关投资经验的客户不得依赖本报告。Haitong International Securities Company Limited 的分支机构的净长期或短期金融权益可能超过本研究报告中提及的实体已发行股本总额的 0.5%。特别提醒有些英文报告有可能此前已经通过中文或其它语言完成发布。

**澳大利亚投资者的通知事项:** Haitong International Securities (Singapore) Pte Ltd, Haitong International Securities Company Limited 和 Haitong International Securities (UK) Limited 分别根据澳大利亚证券和投资委员会（以下简称“ASIC”）公司（废除及过度性）文书第 2016/396 号规章在澳大利亚分发本项研究，该等规章免除了根据 2001 年《公司法》在澳大利亚为批发客户提供金融服务时海通国际需持有澳大利亚金融服务许可的要求。ASIC 的规章副本可在以下网站获取：[www.legislation.gov.au](http://www.legislation.gov.au)。海通国际提供的金融服务受外国法律法规规定的管制，该

等法律与在澳大利亚所适用的法律存在差异。

**印度投资者的通知事项：**本报告由从事证券交易、投资银行及证券分析及受 Securities and Exchange Board of India (“SEBI”) 监管的 Haitong Securities India Private Limited (“HTSIPL”) 所发布，包括制作及发布涵盖 BSE Limited (“BSE”) 和 National Stock Exchange of India Limited (“NSE”) (统称为「印度交易所」) 研究报告。

研究机构名称: Haitong Securities India Private Limited

SEBI 研究分析师注册号: INH000002590

地址: 1203A, Floor 12A, Tower 2A, One World Center

841 Senapati Bapat Marg, Elphinstone Road, Mumbai 400 013, India

CIN U74140MH2011FTC224070

电话: +91 22 43156800 传真: +91 22 24216327

合规和申诉办公室联系人: Prasanna Chandwaskar; 电话: +91 22 43156803; 电子邮箱: prasanna.chandwaskar@htisec.com

“请注意，SEBI 授予的注册和 NISM 的认证并不保证中介的表现或为投资者提供任何回报保证”。

本项研究仅供收件人使用，未经海通国际的书面同意不得予以复制和再次分发。

版权所有：海通国际证券集团有限公司 2019 年。保留所有权利。

**People's Republic of China (PRC):** In the PRC, the research report is directed for the sole use of those who receive the research report in accordance with the applicable PRC laws and regulations. Further, the information on the research report does not constitute "production and business activities in the PRC" under relevant PRC laws. This research report does not constitute a public offer of the security, whether by sale or subscription, in the PRC. Further, no legal or natural persons of the PRC may directly or indirectly purchase any of the security or any beneficial interest therein without obtaining all prior PRC government approvals or licenses that are required, whether statutorily or otherwise. Persons who come into possession of this research are required to observe these restrictions.

**Notice to Canadian Investors:** Under no circumstances is this research report to be construed as an offer to sell securities or as a solicitation of an offer to buy securities in any jurisdiction of Canada. Any offer or sale of the securities described herein in Canada will be made only under an exemption from the requirements to file a prospectus with the relevant Canadian securities regulators and only by Haitong International Securities (USA) Inc., a dealer relying on the "international dealer exemption" under National Instrument 31-103 Registration Requirements, Exemptions and Ongoing Registrant Obligations ("NI 31-103") in Alberta, British Columbia, Ontario and Quebec. This research report is not, and under no circumstances should be construed as, a prospectus, an offering memorandum, an advertisement or a public offering of any securities in Canada. No securities commission or similar regulatory authority in Canada has reviewed or in any way passed upon this research report, the information contained herein or the merits of the securities described herein and any representation to the contrary is an offence. Upon receipt of this research report, each Canadian recipient will be deemed to have represented that the investor is an "accredited investor" as such term is defined in section 1.1 of National Instrument 45-106 Prospectus Exemptions or, in Ontario, in section 73.3(1) of the Securities Act (Ontario), as applicable, and a "permitted client" as such term is defined in section 1.1 of NI 31-103, respectively.

**Notice to Singapore investors:** This research report is provided in Singapore by or through Haitong International Securities (Singapore) Pte Ltd ("HTISSPL"). HTISSPL is an Exempt Financial Adviser under the Financial Advisers Act 2001 ("FAA") to (a) advise on securities, units in a collective investment scheme, exchange-traded derivatives contracts and over-the-counter derivatives contracts and (b) issue or promulgate research analyses or research reports on securities, exchange-traded derivatives contracts and over-the-counter derivatives contracts. This research report is only provided to institutional investors, within the meaning of Section 4A of the Securities and Futures Act 2001. Recipients of this research report are to contact HTISSPL via the details below in respect of any matters arising from, or in connection with, the research report:

Haitong International Securities (Singapore) Pte. Ltd.

10 Collyer Quay, #19-01 - #19-05 Ocean Financial Centre, Singapore 049315

Telephone: (65) 6713 0473

**Notice to Japanese investors:** This research report is distributed by Haitong International Securities Company Limited and intended to be distributed to Financial Services Providers or Registered Financial Institutions engaged in investment management (as defined in the Japan Financial Instruments and Exchange Act ("FIEL") Art. 61(1), Order for Enforcement of FIEL Art. 17-11(1), and related articles).

**Notice to UK and European Union investors:** This research report is distributed by Haitong International Securities Company Limited. This research is directed at persons having professional experience in matters relating to investments. Any investment or investment activity to which this research relates is available only to such persons or will be engaged in only with such persons. Persons who do not have professional experience in matters relating to investments should not rely on this research. Haitong International Securities Company Limited's affiliates may have a net long or short financial interest in excess of 0.5% of the total issued share capital of the entities mentioned in this research report. Please be aware that any report in English may have been published previously in Chinese or another language.

**Notice to Australian investors:** The research report is distributed in Australia by Haitong International Securities (Singapore) Pte Ltd, Haitong International Securities Company Limited, and Haitong International Securities (UK) Limited in reliance on ASIC Corporations (Repeal and Transitional) Instrument 2016/396, which exempts those HTISG entities from the requirement to hold an Australian financial services license under the Corporations Act 2001 in respect of the financial services it provides to wholesale clients in Australia. A copy of the ASIC Class Orders may be obtained at the following website, [www.legislation.gov.au](http://www.legislation.gov.au). Financial services provided by Haitong International Securities (Singapore) Pte Ltd, Haitong International Securities Company Limited, and Haitong International Securities (UK) Limited are regulated under foreign laws and regulatory requirements, which are different from the laws applying in Australia.

**Notice to Indian investors:** The research report is distributed by Haitong Securities India Private Limited ("HTSIPL"), an Indian company and a Securities and Exchange Board of India ("SEBI") registered Stock Broker, Merchant Banker and Research Analyst that, inter alia, produces and distributes research reports covering listed entities on the BSE Limited ("BSE") and the National Stock Exchange of

India Limited ("NSE") (collectively referred to as "Indian Exchanges").

Name of the entity: Haitong Securities India Private Limited

SEBI Research Analyst Registration Number: INH000002590

Address : 1203A, Floor 12A, Tower 2A, One World Center

841 Senapati Bapat Marg, Elphinstone Road, Mumbai 400 013, India

CIN U74140MH2011FTC224070

Ph: +91 22 43156800 Fax:+91 22 24216327

Details of the Compliance Officer and Grievance Officer : Prasanna Chandwaskar : Ph: +91 22 43156803; Email id: prasanna.chandwaskar@htisec.com

"Please note that Registration granted by SEBI and Certification from NISM in no way guarantee performance of the intermediary or provide any assurance of returns to investors".

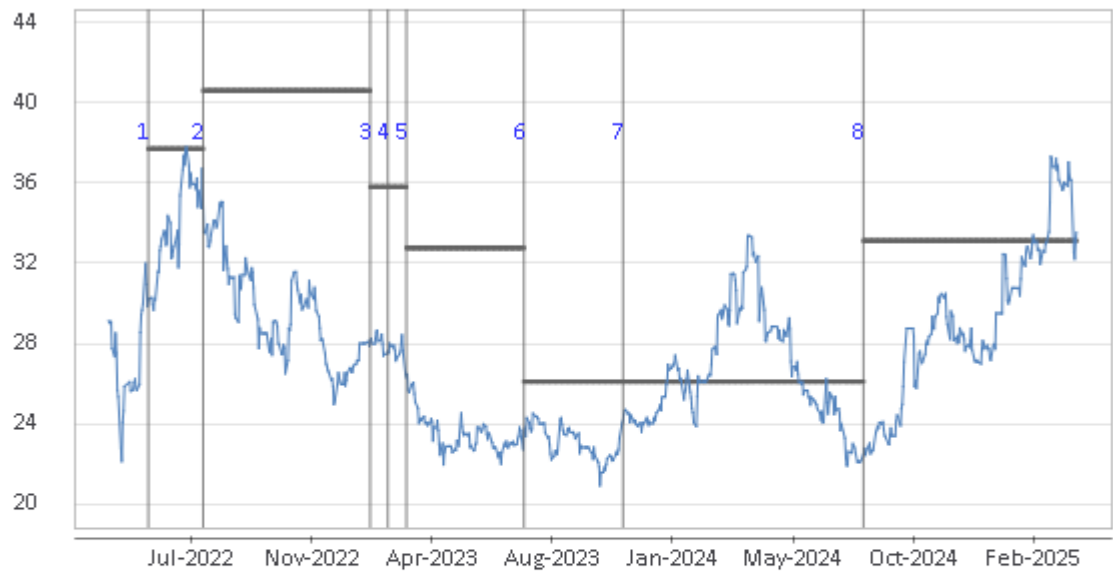
This research report is intended for the recipients only and may not be reproduced or redistributed without the written consent of an authorized signatory of HTISG.

Copyright: Haitong International Securities Group Limited 2019. All rights reserved.

<http://equities.htisec.com/x/legal.html>

Recommendation Chart

Zangge Mining - 000408 CH



1. 26 May 2022 OUTPERFORM at 29.84 target 37.70.
2. 27 Jul 2022 OUTPERFORM at 36.71 target 40.60.
3. 1 Feb 2023 OUTPERFORM at 27.86 target 35.80.
4. 21 Feb 2023 OUTPERFORM at 27.48 target 35.80.
5. 14 Mar 2023 OUTPERFORM at 26.46 target 32.76.
6. 25 Jul 2023 OUTPERFORM at 22.72 target 26.10.
7. 14 Nov 2023 OUTPERFORM at 24.01 target 26.10.
8. 12 Aug 2024 OUTPERFORM at 22.14 target 33.12.

Source: Company data Bloomberg, HTI estimates